

Spring 2013

# Abnormal Sexual Assault Situations and Its Influence on Rape Myth Acceptance

Amber Carlson

*University of New Hampshire - Main Campus, aln68@wildcats.unh.edu*

Follow this and additional works at: <http://scholars.unh.edu/honors>



Part of the [Gender and Sexuality Commons](#)

---

## Recommended Citation

Carlson, Amber, "Abnormal Sexual Assault Situations and Its Influence on Rape Myth Acceptance" (2013). *Honors Theses and Capstones*. 116.

<http://scholars.unh.edu/honors/116>

This Senior Honors Thesis is brought to you for free and open access by the Student Scholarship at University of New Hampshire Scholars' Repository. It has been accepted for inclusion in Honors Theses and Capstones by an authorized administrator of University of New Hampshire Scholars' Repository. For more information, please contact [nicole.hentz@unh.edu](mailto:nicole.hentz@unh.edu).

---

# Abnormal Sexual Assault Situations and Its Influence on Rape Myth Acceptance

## **Abstract**

The crime of rape, unwanted sexual contact, is a heavily researched topic in the sociological field. The majority of research, however, has revolved around incidences of stranger rape and the typical gender combination of male offender and female victim. The updated Illinois Rape Myth Acceptance Scale was created to measure the level of participants agree with the typical rape myths of: *she asked for it, he didn't mean to, it wasn't really rape, and she lied*. This research study was designed to test the influence of gender in rape situations and how this affects the acceptance of rape myths. In addition, this acceptance of rape myths was compared with the likeliness to report stranger rape, acquaintance rape, and dating rape; along with the likeliness of having a consistent definition with the official one. Four separate surveys were distributed to 312 participants. Survey A contained situations of male-on female rape, survey B had female-on-male, survey C had female-on-female, and survey D had male-on-male rapes. 176 individuals took part in this survey. Each survey was analyzed for rape myth acceptance and likeliness to report each rape scenario. The overall results revealed that the gender of the victim and offender did not impact individual's acceptance of rape myths. Limitations of the study and future research implications are discussed.

## **Keywords**

rape, rape myths, gender, COLA, Sociology

## **Subject Categories**

Gender and Sexuality

Abnormal Sexual Assault Situations and Its Influence on  
Rape Myth Acceptance

Spring 2013

Undergraduate Honors Thesis  
Amber Carlson  
Sociology Department  
Advisors: Sharyn Potter and Rebecca Glauber

## **Table of Contents:**

- I. Acknowledgements – pg. 3
- II. Abstract – pg. 4
- III. **Chapter 1:** Introduction – pg. 5
- IV. **Chapter 2:** Literature Review – pg. 6 - 15
- V. **Chapter 3:** Methodology – pg. 16 - 21
  - a. Sample – pg. 16
  - b. Data Collections – pg. 20
- VI. **Chapter 4:** Results – pg. 22 - 28
- VII. **Chapter 5:** Discussion and Conclusion – pg. 29 - 37
- VIII. References – pg. 38 - 39
- IX. Appendices – pg. 40 – 62
  - a. Appendix A: Survey Instruments – pg. 40 - 49
  - b. Appendix B: Sample Distribution – pg. 49 - 51
  - c. Appendix C: Tables and Charts of Data Analysis – pg. 52-62
    - i. Survey A Results – pg. 52 - 54
    - ii. Survey B Results – pg. 54 - 56
    - iii. Survey C Results – pg. 57 - 59
    - iv. Survey D Results – pg. 59 - 61
    - v. Overall Results – pg. 61 - 62

## **I: Acknowledgments:**

I would first like to thank my parents and family who stood by me and pushed me to excel and succeed at whatever I put my mind to. I do not believe that I could have accomplished as much as I did as an undergraduate without them. In addition, I would like to thank my friends who help me believe that I could finish this project, even when I had my doubts and wanted to quit. They are what kept me positive throughout this entire experience. Finally, I would like to thank my advisors, Sharyn Potter and Rebecca Glauber, who stood by me and helped me work through this thesis to accomplish all that I could in this short span of time. They provided me with the resources and knowledge I needed to succeed. I would also like to thank all those who participated in my survey and passed the link along to others. This research topic is of so much importance to society and myself. It is my hope that this research will have the ability to extend further and provide a greater knowledge towards the understanding of sexual assaults and why the perceptions of them are so misconstrued. I therefore want to thank everyone who supported me and pushed me to perform my research, without them I would not have had this amazing undergraduate experience.

## **II. Abstract:**

The crime of rape, unwanted sexual contact, is a heavily researched topic in the sociological field. The majority of research, however, has revolved around incidences of stranger rape and the typical gender combination of male offender and female victim. The updated Illinois Rape Myth Acceptance Scale was created to measure the level of participants agree with the typical rape myths of: *she asked for it, he didn't mean to, it wasn't really rape, and she lied*. This research study was designed to test the influence of gender in rape situations and how this affects the acceptance of rape myths. In addition, this acceptance of rape myths was compared with the likeliness to report stranger rape, acquaintance rape, and dating rape; along with the likeliness of having a consistent definition with the official one. Four separate surveys were distributed to 312 participants. Survey A contained situations of male-on female rape, survey B had female-on-male, survey C had female-on-female, and survey D had male-on-male rapes. 176 individuals took part in this survey. Each survey was analyzed for rape myth acceptance and likeliness to report each rape scenario. The overall results revealed that the gender of the victim and offender did not impact individual's acceptance of rape myths. Limitations of the study and future research implications are discussed.

### **III. Chapter 1 - Introduction:**

Sexual assault, or more commonly known as rape, is a private occurrence between two individuals whose definitions have increasingly become labeled through their depictions in the media. Not only do shows such as Law and Order: SVU and other crime shows portray rapes as occurring between two strangers, but also between a male perpetrator and an unsuspecting female victim. These depictions are what have shaped and secured the current rape myths of society. Rape myths have been defined as prejudicial, stereotyped, or false beliefs about rape, rape victims, and rapists and serve to legitimize sexual violence against women (Lonsway and Fitzgeragled 1994, Edwards, Turchik, Dardis, Reynolds, and Gidyez 2011). Some of the most common rapes myths include, husbands cannot rape their wives, women enjoy rape, women ask to be raped, and women lie about being raped. Previous research has shown that between 25% and 35% of the respondents agree with the majority of these rape myths and men are more likely than women to endorse them (Edwards et al 2011). These rape myths are not only false, but also send the message to society that any other occurrence that deviates from these rape myths is not an actual rape. Recent rape statistics, as documented by RAINN (Rape, Abuse, and Incent National Network) demonstrate the commonality through which rape occurs and the toll rape myths cause in reporting and conviction. According to these statistics, 44% of victims are under the age of 18 with 80% under the age of 30. In addition, sexual assaults occur to an individual every two minutes in the US with an average of 207,754 each year. Concerning the reporting factor, these statistics show that 54% of sexual assaults are not reported to police and 97% of rapists will never spend a day in jail. Finally, the research about rapists demonstrates that someone known to the victim commits approximately 2/3 of these assaults and 38% of rapists are friends or acquaintances (RAINN.com). These statistics, collected from the National Sexual Assault Hotline, have the ability to illustrate the effect to which rape myths have on society. As previous research shows, rape myths can influence whether the victim believes they were raped, which in turn affects the reporting to the incident. The non-reporting of sexual assaults further leads to a lack of understanding towards those incidents that not of the norm and stabilizes the rape myths currently in place (Kahn, Mathie, and Torgler 1994). To fully understand rape and sexual assaults, society must first gain the knowledge of what rape truly is and finally understand the rape myths and scripts that are currently in place to bring about change in misconstrued definitions and perceptions of abnormal rape situations. While reading this research study, please

keep in mind that the terms rape and sexual assault are used interchangeably. This is done due to the state of New Hampshire's RSA of sexual assault in place of using the stigmatized word rape.

## **IV: Chapter 2 – Literature Review**

### **What is Rape?**

Sexual assault is defined as any involuntary sexual act in which a person is threatened, coerced, or forced to engage against their will, or any sexual touching of a person who has not consented. This includes all forms of rape and attempted rape: forced vaginal, anal or oral penetration (Merriam-Webster Dictionary). This definition encompasses all situations of rape. Whether the occurrence is between a male and female or a male and another male, any situation of unwanted sexual penetration is a rape. Even unwanted sexual contact situations where the offender and victim had previous relations is a rape. The dilemma that plagues society is the realization that not every individual holds this definition. In a 2003 study entitled, "Calling it Rape: Differences in Experiences of Women who do or do not Label their Sexual Assault as Rape" 33 women who labeled their experience as a rape and 56 women who did not label their assault experience as rape were presented with questionnaires and interviews to examine the descriptions of what happened during their assault. The results of the study found that the acknowledged victims were more likely to be older, knew their assailants less well, experienced more forceful assaults, and had stronger negative emotional reactions to the experience (Kahn, Jackson, Kully, Badger, and Halvorsen 2003). These findings fit with the documented rape scripts demonstrating the importance deviant situations have in whether or not a rape will be reported or simply defined as rape. Missing from this study is the understanding of alternative rape situations. Kahn et al's study (2003) focused on the female victims of male rape offenders and absent from the study is the understanding of the other three rape situations; males victimized by a female offender, males victimized by another male offender, and females victimized by another female offender. It is important to understand how society views these victims and how it defines whether or not their experiences fit the characterization of rape to gain a further understanding of how encompassing rape myths are in society.



Rape myths are those false stereotypical beliefs in society that have led to the definition of rape being between a man offender and a female victim who do not know each other and the act between them is of great violence and assault. Similar to rape myths are the rape scripts that they create. These scripts determine sexual attitudes and behaviors by culturally establishing patterns of behavior that inform desire and influence sexual behavior (Ryan 2011). These sexual scripts include hook up, seduction, rape, and acquaintance rape scripts. Examples of these include, the too much to drink script, the man is ready for sex scripts, and the friends gone too far script. Think of these scripts much like the scripts of a play; they are prototypes for how events normally proceed. When actors deviate from the script, “cut” is called and the take does not count. In those situations of rape that deviate from the script, research has found that victim’s do not define the occurrence as an actual rape. This was demonstrated in the described study of Kahn et al (2003) above. Ryan (2011) defined the “real rape stereotype” as a situation in which there is a threat of physical force, threat of a weapon, and victim resistance. In addition, the script for non-consensual intercourse was also distinguished by its location (chance meetings, outdoors, or at a party), the intention of sex, and the perceived greater drug or alcohol consumption. Moreover, girls have been found to be more likely to believe in this real rape stereotype than boys (Ryan 2011, Edwards et al 2011, Kahn et al 1994, Clarke and Stermac 2011 and Kahn et al 2003). It is these rape myths and rape scripts that have the ability to narrow the victim’s definitions of rape and decrease the likelihood that victims will acknowledge an event as a rape. In addition, the presence of an experience that strongly contradicts the real rape script (e.g. no threat of physical force or the sexual intention attached to the location of the incidence) may prevent the application of the rape label to the experience. The existence of these scripts lead to an increase in victim blaming and a greater likelihood for offenders to walk away and continue the behaviors. Through research society can gain a greater understanding that these scripts and myths exist and hold the potential for reducing non-reporting and decrease the prevalence of victim blaming. These rape scripts stabilize the notions that females are the victims of male sexual aggression and a rape only occurs following these scripts. These scripts do not, however, explain abnormal rape situations. What if a woman is forced into non-consensual sex by her boyfriend or another man is forced to perform oral sex upon another man? Based upon the above rape scripts, these would not be situations of rape and should not be reported. Absent from this research is the knowledge surrounding homosexual rape situations or those where a female is

the offender. Questions remaining concerning the maintenance of these scripts in those “abnormal” situations, as well as the typical stranger rape and whether society holds a likeliness to have a greater acceptance towards rape myth acceptance in these cases.

### **Situational Variables Affecting Perceptions**

The acceptance of rape myths is not only influenced by their reputation of being present in society, but also by other variables surrounding the incidence. For example, past research has found that in situations where a male is the victim of a rape, there is an increase in victim blame due to the rape myth that men should have the ability to resist their attacker and if they are raped than they must have “wanted” it (Coxeel and King 2010). In addition, recent studies have shown that, overall, men tend to hold greater rape myth acceptance than women and thus, are more likely to take part in the victim blaming that can either lead to the peer pressure towards greater rape incidents or greater victim blaming leading towards non-reporting (Reilly, Lott, Caldwell, and DeLuca 1992, Verberg, Wood, Desmarais, Senn 2000, Lonsway, Cortina, and Magley 2008 and Schwartz, DeKeseredy, Tait, and Alvi 2001). This has the ability to further the rape myth acceptance among those in society lead to a greater intolerance of those situations not fitting the “normal” definition of a rape. Overall the gender of the victim and gender of the offender, as well as the gender of the layperson in society influence whether the occurrence will be conceptualized as rape. The relationship between the victim and the offender has also been found to play a role this conceptualization as well (Carrol and Clark 2006 and Ryan 1998). These situational factors will be touched upon briefly to lead to the discussion concerning why some rapes are perceived as rapes and other as not. In addition, the important aspects missing from these research studies will be talked about to lead into the current research of this article.

#### *Gender of the Victim and Offender*

Rape myths and rape scripts conceptualize rape as occurring between a female victim and a male offender. This has led to the stereotypical beliefs that men cannot be victims of rape and females are incapable of being offenders of rape (Clark and Stermac 2011). This, however, is not the case. There are four combinations of actors that are possible in a single perpetration of rape: the rape by a man of a woman, the rape by a woman of another woman, the rape by a woman of a man, and the rape by a man of another man. Research has focused around the

prevalence of a rape by a man of woman and has been supported by rape myths secured in place by stereotypical beliefs. These stereotypical beliefs, discussed above, ascertain that men cannot be victims of rape due to their strength, women do not have the strength to force a man to have non-consensual sexual intercourse, and men always enjoy sex (Sivakumaran 2005). Given the prevalence of homophobia in society, there is a certain taboo surrounding the discussion of same-sex rape and a silence surrounding the three other types of rape. This focus on the male-female patten should not, however, discount the severity of sexual assault by males against other males, which as we shall see, are unjustifiably downplayed, or only examined in the context of prison settings. Nor should an emphasis on this pattern minimize the even rarer occurrence between sexual assaults of males by females or of females by other females.

### *Male-on-Male Rape*

Male-on-male rape has historically been plagued with secrecy due to the stigma associated with males being raped by other males. Research has shown that 1 in every 10-rape victims are men, but according to psychologist Dr. Sarah Crome, fewer than 10% of these occurrences are ever reported. As a group, male rape victims have reported a lack of services and support, and legal systems are often ill equipped to deal with this type of crime (Coxell and Gordon 1999). This lack of services and support could be a direct result of the rape myths that are abundant in our society. In addition to the lack of support, there are several rape myths surrounding male-on-male rape that downplay the occurrence. These include: that the presence of an erection or ejaculation implies consent on behalf of the victim, a male who is sexually assaulted by another male must be gay or have been acting in a gay manner, a male cannot be forced to have sex against his will, males are less affected by sexual assaults than females, and males who sexually assault other males must be gay (Coxell and King 2010). These myths have been disproved by research, but remain in the minds of society. For example, Mezey and King (1989) reported that the majority of men in their study who had experienced rape demonstrated a helplessness and passive submission, in combination with a sense of disbelief that they were victims of rape (Coxell and King 2010). Eliminating the myth that men cannot be forced to have sex against their will and contrary to the male stereotypes about strong physical resistance to danger, this research study argues that submission can aid in self-preservation and is a basic and natural response to a threatening situation. In addition, men can be as mentally affected by rape as

female victims and in some cases suffer greatly. Mezey and King's study (1989), discussed in Coxell and King's (2010) paper regarding male-on-male rape, reported that over 50% of the men in their sample suffered from a variety of sexual problems, including problems with sexual function and questioning their own sexual orientation. It was also found that men could suffer from a variety of mental illness, such as post-traumatic stress disorder, mood disturbances, depression, insomnia, and suicidal tendencies. These problems have been reported in female victims of rape and show that men are long-lasting victims of rape too. It is therefore, important to study why society is less likely to perceive these incidents as rape and which subgenres of the population are more likely to hold these beliefs.

### *Female-on-Male Rape*

This occurrence of rape has been less studied when compared to other situations of rape, possibly due to its heterosexual nature. Regardless, male victims of sexual abuse by females often face social, political, and legal double standards as a result of the male stereotypes found in our society. Similar to male-on-male victims, female-on-male victims are likely to experience sexual problems post-assault as well. However the impact in these situations can lead to greater victim-blaming and questioning surrounding whether the incidence was truly a rape due to the "normality" of the gendered sexual situation (Coxell and King 2010). Based upon the heterosexual normality of sex between a man and woman, these rape occurrences have been studied less and are less understood; possibly due to the lack of reporting. It is therefore, a goal of this current research study to gain a further understanding of how society defines these occurrences and the extent to which rape myth acceptance has a role in these definitions.

### *Female-on-Female Rape*

Female-on-female rape is often labeled as "lesbian rape," although the sexual orientation of one or both persons involved may or may not actually be lesbian. Non-consensual sexual intercourse can be stimulated by forced stimulation or forced penetration through the use of sexual toys or other foreign objects. Limited research has been conducted in this area of topic. However, in 2009 Lori B. Girshick wrote a book entitled, "Woman-to-Woman Sexual Violence: Does She Call It Rape?" In this book she discusses the extent to which our legal system is not equipped to handle same-sex assaults, partly has a result of the homophobic myths surrounding these types of

assaults. Grishick (2009) also found that the lesbian community has silenced those affected by female-on-female rape in an attempt to reduce the societal homophobia and negative connotations surrounding the lesbian community. Nonetheless, similar to the other “abnormal” types of rapes, female-on-female rape is an important area to study to further understand the perceptions and definitions surrounding those situations that deviate from the traditional male-on-female rape. It is important to understand how society views these rapes to decrease the prevalence of the myths and stereotypes and increase the social and legal support available to all rape victims.

### *A Gendered View of Rape*

The gender of the victim and offender are not the only factors that influence whether rape myths will prevail over defining of a situation as rape. The gender of layperson has also been found to have an effect on the likelihood of their acceptance of rape myths and it is this acceptance that has been conceptualized to identify the chance the individual will perceive the particular situation as rape. Previous research has shown that men tend to hold higher levels of rape myth acceptance (Lonsway and Firzgerald 1994), attribute more blame to survivors of sexual assault, express less certainty of the offenders guilt, respond more negatively toward survivors, and more positively towards offenders than women (Clarke and Stermac 2010). One possibility to explain this distinction could be the relationship between gender roles. Men have been found to have a higher likelihood of holding negative and stereotypical attitudes towards women. For example, men who score higher on their “Macho Scale” tend to be characterized as traditionally masculine and tend to be more accepting of rape myths (Lonsway and Fitzgerald 1994). This relationship offers support for a cultural explanation of rape, in which the cultural acceptance of men being more dominant, aggressive, and sexually superior over woman leads to a greater acceptance of the traditional rape myths (discussed above). In addition to the cultural acceptance of gender roles, research has also been conducted surrounding the relationship between the perpetrators gender and the male definition of sexual assault. In 2006, Lev-Wiesel and Besser surveyed one hundred male university students to examine their perceptions of sexual assault acts according to the perpetrators gender. Each item was a description of either a sexual assault act or a culturally accepted behavior (e.g. being intimately touched by a woman vs. being intimately touched by a man). The results indicated that the gender of the perpetrator was a significant factor in whether

the act was considered a sexual assault or not. In the instances of culturally accepted behaviors, when a man did not perform the behavior, the participant was more likely to not define the act as a sexual assault (Lev-Wiesel and Besser 2006). This research portrays another aspect of the cultural acceptance of traditional gender roles for men in our society. As the acceptance for these gender roles increase so does the acceptance of rape myths that further the expectance of males to be strong, self-reliant, and in control over women. These beliefs that men are to be more “macho” than women help to explain why they are more accepting of rape myths. If they hold the belief that they are to in control over women than they cannot be in the wrong when a sexual encounter gets out of control and are therefore, more likely to sympathize with the offender. What is lacking from the understanding of these rape myths, however, is how gender plays a role in the defining of “abnormal” non-consensual sexual situations. For example, are males more likely to hold higher rape myth acceptance in those situations concerning two females? Rape myth acceptance and non-typical rape situations have been minimally studied and as a result support is lacking for these victims. This current research aims to study the effect the participant’s gender has on rape myth acceptance in these four victim/offender combinations to have the potential to lead to further research regarding why there may be the potential for atypical rape situations to not be labeled as what they are: rape.

### *Relationship Effects*

Gender is not the only factor that influences rape myth acceptance and the labeling of situations as rape. The relationship between the victim and offender has also been found to influence the perception of whether the experience can be defined as a rape. The typical rape script suggests that a rape can only occur between strangers in the typical blitz rape scenario. This can be found in media portrayal of rapes where a female is walking down the road and a man jumps out from a bush, attacks and rapes her (Ryan 2011). The key features of these situations are the offender’s use of physical violence, the victim’s resistance, the negative psychological consequences for the victim, and the stranger relationship. The belief in this script has the potential to lead many victims towards the path of not properly labeling their experience as a rape. In one sample using the Sexual Experience Survey, one research found that 12.7% of the respondents had been raped and that 43% of these women were unacknowledged victims (Kahn et al 1994). These unacknowledged victims do not define their rape experience as rape because they have a rape

script of a violent, stranger, blitz rape that does not match their experience of being rapes in a less forceful manner by someone with whom they were acquainted. What is shocking is the statistics surrounding rape offenders. The Rape, Abuse, and Incest National Network (RAINN) report that approximately 2/3 of all rapes are committed by someone known to the victim and 38% of all rapists are friends or acquaintances (RAINN.com). Regardless of these statistics, society continues to hold the stranger rape script and continues to place blame on those victims who know their attackers. In a study conducted by Clark and Carroll (2007) women acquaintance rape scripts are compared with those of men. Using a content analysis, scripts were analyzed from a sample of 292 women and 125 men from the United States. Their findings revealed that rape scripts are influenced by cultural, social, and individual experiences. These differences have the ability to also explain why men and women hold different rape scripts and varying levels of rape myth acceptance because both genders are socialized differently. Overall, Clark and Carroll (2007) found that women were more likely to hold the typical rape script and the “Go Harder!” scripts suggesting that men are likely to interpret “stop” or “no” as “go harder.” Men were more likely to have the wrong accusation script, where they believe the situation was not a rape at all and the woman was having second thoughts, and the party rape script, where both parties were intoxicated at a party (Clark and Carroll 2007). These differing scripts demonstrate how men and women are likely to label different occurrences as rape between acquaintances. Women are more likely to label the experience as a rape if the offender is a stranger and if she says “no.” Whereas men are more likely to label the situation as one in which the woman agreed to sex or they were both intoxicated and thus, there is no blame. The acceptance of these beliefs function to minimize and deny the extent to which women are affected by sexual victimization and are also reflective of the greater acceptance of rape myths by men; specifically the myth that women frequently lie about being raped. In addition to stranger and acquaintance rapes, there are also situations of dating rape. In these instances a boyfriend/girlfriend or spouse rapes their partner. These occurrences are even less likely to be accepted as rape and lead further to the acceptance of the rape myth that men cannot rape their wives. In a 2006 study by Carroll and Clark analyzing the men’s acquaintance rape scripts, it was found that only 10.2% of participants from a regional university would label the experience as rape if the parties were in a relationship. These three rape scenarios have an extreme effect on the likelihood that that situation will be labeled as a rape and coincide with the acceptance of rape myths. For example those who are

more likely to accept rape myths are less likely to label an acquaintance rape or dating rape as an actual occurrence of rape (Ryan 2011, Edwards et al 2011, Kahn et al 1994, Kahn et al 2003, Carroll and Clark 2006, and Clark and Carroll 2007). What is unknown about this relationship is the whether it is similar in the abnormal rape situations. Research is lacking towards understanding whether there is a correlation between rape myth acceptance and labeling a stranger, acquaintance, or dating occurrence as a rape or whether the abnormality and stigma of the rape cases is too strong for the situation to be properly labeled.

### *Current Research Study*

Previous research is lacking in the areas concerning the different rape actor combinations. Also absent is whether these combinations have any influence on the labeling of a situation as rape and whether there is also a greater likelihood to not label these situations as rape when the relational distance between the parties decreases. Therefore, the overall question framing this current research study is, do gender stereotypes exist in the acceptance of rape myths among the different gender combinations? And are those situations that deviate from the typical rape scenario less likely to be labeled as a rape? Previous research has been used to create four separate hypotheses that will have the ability to fully answer the research questions and created a greater understanding towards rape myths and their correlation with the “abnormal” rape scenarios. 1) It is hypothesized that men are more likely than females to harbor rape myth acceptance in all situations presented (Lonsway and Fitzgerald 1994, Clarke and Stermac 2010 and Lev-Weisel and Besser 2006). 2) In addition, it is hypothesized that participants will hold stronger rape myth acceptance in cases of same-sex rape (Coxell and Gordon 1999, Coxell and King 2010, and Sivakumaran 2005). 3) Further, it is hypothesized that individuals with a higher rape myth acceptance are less likely to report sexual violence other than a stranger assault (Ryan 2011, Edwards et al 2011, Kahn et al 1994, Kahn et al 2003, Carroll and Clark 2006, and Clark and Carroll 2007). 4) Finally, it is hypothesized that individuals with a higher rape myth acceptance are less likely to hold a definition of sexual assault consistent with the actual definition (Kahn et al 2003). These four hypotheses are to be tested among four different groups of participants, each with a different gender combination present in the rape scenarios. Therefore, rape myth acceptance among same-sex rape situations and female-on-male rape situations can be analyzed and add new information to the topic of research. These questions are of valuable



significance towards a greater societal understanding of rape. With these rape myths come an increase in victim blaming and underreporting of rape. As demonstrated above, these negative connotations can have severe implications towards the well being of the victim. This research will have the potential to shed light upon the current rape myths and increase the knowledge of why individuals define a certain situation as rape. In addition, the results of this research study could lead to more efficient education classes by teaching individuals that there are many different rape situations and women are not the only victims. It is my hope that this study will increase further research in this area and create policies that will minimize the negative perceptions surrounding homosexual rape and the creation of more diverse rape assistance programs.

## **V: Chapter 3 – Methodology**

### **Sample (Appendix B)**

A total of 176 participants responded to all four questionnaires; 63 responded to Survey A, 47 to Survey B, 46 to Survey C, and 35 to Survey D (the individual sample distribution charts can be located under Appendix B). Participants included 117 females (66%) and 59 males (34%), all of who were recruited through facebook and took the online survey willingly. The age distribution ranged from 18-23 years (60%), 23-28 years (8.5%), 28-33 years (2.2%), and 33 years or older (11%). In addition, the majority of the population identified their sexual orientation as straight (65%), affiliated with the independent party (45%), and had never taken a course in discussing sexual assault or rape (51%).

### **Survey Instruments (Appendix A-1)**

To serve the purpose of this study, a quantitative analysis was utilized through the use of surveys. An 83-item questionnaire was created, separated by four different sections, and was altered to create four separate surveys (located in Appendix A-1 for reference). The first, entitled Survey A, tested the rape myth acceptance of male-on-female rapes. Therefore in any situation where gender was included the questions were posed with this gender combination. The second survey, Survey B, had the gender combination of female-on-male, Survey C had female-on-female, and Survey D had male-on-male. All surveys were in exactly the same format, with the exact same questions. The only difference came where the gender of the victim or offender was given. For example, the first section tested the participant's rape myth acceptance. Question 7 stated, "When a man rapes a woman, it is usually because of his strong desire for sex." This is how the question was posed for Survey A. In Survey B, the gender was altered to state, "When a woman rapes a man, it is usually because of her strong desire for sex." Survey C posed the question as, "When a woman rapes another woman, it is usually because of her strong desire for sex," and Survey D posed the question as, "When a man rapes another man, it is usually because of his strong desire for sex." It was this slight gender change that allowed me to test the rape myth acceptance of each rape scenario based around the "abnormal" rape situations. Each participant took one separate survey to reduce the likelihood of question biases and to reduce the time needed to complete the survey. Each survey began with the 22-item Updated Illinois Rape

Myth Acceptance Scale (IRMA) (McMahon and Famer 2011), followed by 9 questions created by myself to test for additional rape myths. Following are three short rape vignettes that I had created. The first was a stranger rape, the second an acquaintance rape, and the third a dating rape. Finally, participants were asked to read the formal definition of a sexual assault and indicate how consistent the definition is with their own.

### **Conceptualization of Variables**

#### *Updated Illinois Rape Myth Acceptance Scale (IRMA)*

Victim blame, for this study, was based around the participants score in the Updated Illinois Rape Myth Acceptance Scale (IRMA). Based upon previous research, individuals who hold stronger rape myth acceptance are more likely to participate in victim blaming (Donovan 2007). Therefore, to understand victim blaming, the participant's rape myth acceptance was tested. The Updated Illinois Rape Myth Acceptance Scale was chosen based upon its easy to understand language and high alpha coefficient of .87 and .86 in recent studies (McMahon 2010). The scale is based around 22 items, including five subscales. The first subscale tests the *she asked for it* myth (questions 1-6) and has an alpha of .72. The second tests the *he didn't mean to* myth with an alpha of .60 and consists of questions 7-12. The myth *it wasn't really rape* is tested by the third subscale ( $\alpha = .74$ ) and was tested through the posing of questions 13-17 and finally the *she lied* myth ( $\alpha = .83$ ) was tested by questions 18-22. The overall 19 items are scored on a 5-point Likert Scale where a 1 was coded as strongly disagree with rape myths to a 5 as strongly agreeing with rape myths. The lower the sum of all 19 scores, the lower the acceptance of rape myths (McMahon 2010). The alpha of Survey B, C, and D may be questionable due to the changing of the genders used in each question. Therefore, the validity and reliability of these three surveys may not be as high as Survey A, but due to the consistency of the questions are likely to lead to the desired overall score of rape myth acceptance for each participant.

#### *Additional Myths Tested*

An additional eight rape myths were tested along with the standard rape myths tested by the IRMA. These questions were created by myself and based upon lack of a pilot study the validity and reliability of the scales may be questioned. However, the question formatting is similar to that of the IRMA, as well as coded in the same manner. In addition, the questions were given to

an unknowing participant, who was later asked what she believed each question was asking. Based upon her answers and similarity to the IRMA, the reliability of this testing measured is believed to be sufficient for this exploratory research study. These 8 questions are questions 23-30 in each study and were altered to account for the different gender patterns of each survey. Each were measured on a 5-point Likert Scale with a 1 = strongly agree and a 5 = strongly disagree. This change in coding was to account for the difference between the IRMA and these questions. Question 23 tested for the myth that physical force must be present for the situation to be considered a rape (Kahn et al 2003). The question was posed as, ‘It is not rape if the man did not use any physical force on the woman’ and was coded as the lower the number, the greater rejection of rape myths. Question 24 tested the acceptance of the myth that non-consensual oral sex is not rape (Ryan 2011). The question stated, ‘‘If the man does not have sexual intercourse (they only had oral sex) with the woman, it cannot be considered rape.’’ For this question, the lower the number means a greater rejection of the current rape myths. Question 25 analyzed the myth that it cannot be rape if the two parties are in a relationship (Carroll Clarke 2006). The question, ‘‘if the man and woman are dating, the woman cannot say to have been raped by the man during their relationship’’ was posed and a higher number was coded as rejection of the rape myth. Similar to question 25, question 26 analyzed the myth that a situation cannot be rape if two parties had previous relations (Carroll and Clarke 2006). This question, ‘‘It cannot be said that the man raped the woman if they had a previous sexual relationship’’ is coded as the higher the number the greater the rejection of rape myths. Questions 27 and 28 analyzed which party holds the blame for the incident. Question 27, ‘‘In the majority of cases were a man rapes a woman, both parties have partial blame’’ was coded as a neutral number increasing the likelihood of rape myth acceptance and question 28, ‘‘if a man rapes a woman than he holds the blame and reasonability’’ was coded as the lower the number the greater rejection of rape myths. The myth that if only verbal coercion is present than the situation cannot be rape (Kahn et al 2003) was analyzed through the format of question 29, ‘‘It cannot be considered a rape if the man verbally coerces the woman to have sex with him (no physical coercion present)’’ and was also coded as the higher the number, the more likely to disagree with current rape myths. Finally, question 30 tested the current rape myth that without the reporting of the incident the situation cannot be labeled as a rape (Kahn et al 1994 and Sivakumaran 2005). This myth was tested through the question, ‘‘If the woman never files a report against the male, than the incident was not a rape.’’

For this question, the higher the number of the response, the greater the rejection of the current rape myths.

### *Rape Scenarios*

Three separate rape vignettes were used to analyze the likelihood that participants labeled each situation as requiring reporting. In all four surveys, the same vignettes were given and the only thing altered was the gender of the parties to match the theme of each survey. The first vignette was a situation of a stranger rape, the second was an acquaintance rape, and the third was a dating rape. Participants were not explicitly told which vignette contained each relationship. Each scenario contained basic language and reduced any extraneous variables that could impact the amount of victim blaming (i.e. alcohol consumption). Each vignette was based upon Ryan's (2011) study analyzing the various rape myths regarding the relationships between parties. No pilot study was created to test whether the vignettes captured what was necessary and therefore, the reliability and validity of each may be brought into question. However, similar to the testing of the additional rape myth questions, one participant was asked what they believed each vignette was asking. Based around the answers, I was fairly confident that the vignettes had the ability to accurately gather data surrounding the rape party's relational distance and whether this impacts the labeling of the situation as in need of being reported. Each of these scenarios can be located in Appendix A-1 under section 2 of each survey.

### *Demographics/Controls*

Control variables believed to be able to impact participant's views of sexual assault and rape were added to the demographic section. These variables included whether the individual had ever taken a class or course that discussed sexual assault or rape, if they had ever known someone who was the victim of sexual violence, and if they had ever known someone who had engaged in unwanted sexual contact with someone who did not want it. These questions were inspired by Banyard, Plante, and Monynihan's (2005) study addressing rape prevention and were chosen because of their ability to alter an individual's perception of rape. Due to the survey being posted online, participant's were questioned about their ethnicity, the region of the US they resided in, their highest level of education, and their employment status. These variables have the ability to

give a wider range of understanding towards which factors may influence definitions and perceptions of rape and provide a wider window in the direction of future research.

### **Procedure (Appendix A-2)**

Participants were recruited through a convenience sample of my own personal facebook friends asking them to join a facebook event that inviting them to take place in one of my four surveys. Each of my 312-facebook friends were separated into four separate groups consisting of 78 individuals each through the use of a random number generator. Once separated into groups, each were compiled into a facebook event for one of the surveys and each group received the link for one of the surveys that redirected them to SurveyMonkey. The facebook message contained the following for each event:

I am conducting research for my senior honors thesis on definitions and perceptions of sexual assault. I would really appreciate if you could take 15 minutes of your time to complete my survey. Individuals must be 18 years of age or older to participate in the study. The link for the survey is posted below. There are no costs for taking this survey, nor is it mandatory, but I would really appreciate your input on this important topic. Thank you so much for your time and helping me out with this.

Whether you take it or not, if you could also post the survey link on your facebook wall to ask your friends to take the survey, I would really appreciate it. If you do post it, please post, "My friend Amber Carlson is working on her senior honors thesis at UNH," and follow with the above instructions. Thank you so much for helping me out with distributing this survey. I really appreciate it.

Thanks again.

Once taken to the SurveyMonkey link they were asked to read the informed consent document (found in Appendix A-2) assuring them that their responses were anonymous and confidential. They were also informed that by clicking the next button at the bottom of their screen they were agreeing to participate. Once finished with the survey, participants were asked to share the survey link with their own facebook friends, thus creating a snowball effect. The number of participants who did this is unknown. Therefore, it has been assumed that the overall response rate for this survey is about 56%. This is a low response rate, but due to the utilization of a

convenience sample and the inherent sensitivity of the topic, this low response rate was expected. Regardless of the low response rate, data was uploaded into excel spreadsheets from the SurveyMonkey website and merged into SPSS where quantitative data analysis followed.

## VI: Chapter 4 – Results

### Quantitative Data Analysis

To analyze the results of each section of the survey, data was compiled from SurveyMonkey excel spreadsheets and were uploaded into the Statistical Software SPSS. Each response for the IRMA scale was coded; 1 = strongly disagree, 2 = moderately disagree, 3 = neutral, 4 = moderately agree, and 5 = strongly agree. Ranging from low to high, a low rape myth acceptance score would be a 22 and a high rape myth acceptance score would be a 110. Sub myth 1 could range from 6-30, sub myth 2 from 6-30, sub myth 3 from 5 to 25, and sub myth 4 from 5 to 25. The additional rape myths tested were coded oppositely; 1 = strongly agree and 5 = strongly disagree. The sum of each subgroup for the IRMA was created as a new variable, as well as the sum of the overall rape myth acceptance. The occurrence of reporting was coded with a 1 = strongly agree that it should be reported to a 5 = strongly disagree that the rape should be reported. To test for a consistent definition a 1 = consistent ranging to a 5 = inconsistent. The same process was utilized for each survey data. The new variables were created, named, and the SPSS function “replace missing values” was used to fill in the missing data based around the average response. Statistical analysis followed this process to test the hypotheses and understand the data collected. In addition, the data from all four surveys was merged to create a data set to analysis the overall results from the entire sample.

#### *Survey A (Appendix C-1)*

The means were first analyzed for all sub myths, and overall rape myth acceptance. Sub myth 1 had a mean score of 10.6 and a minimum score of 6 with the maximum score being a 23 (range = 17). When dispersed by gender males had a mean score of 11.3 and a minimum of 6 with a maximum of 20 (range = 14), while females had a mean score of 10.1 and a minimum of 6 and a maximum of 23 (range = 17). Sub myth 2 had a mean score of 12.1 and a minimum of 6 and maximum of 23 (range = 17). Males had an average score of 13 for this sub myth, with the minimum score as a 6 and a maximum score of 23 (range = 17), whereas the average score for females was an 11.4. The third sub myth, *it wasn't really rape*, had the lowest average score of 6.7 and a minimum of 5, maximum of 21. The trend continued with males having a higher average rape myth acceptance of 7.8 than females with an average of 6.1. The final sub myth,



*she lied*, had an average acceptance of 10.1 with a minimum of 5 and maximum of 22, with males averaging an 11.9 and females averaging an 8.9. Overall, the average rape myth acceptance score was a 39.5 with scores ranging from the lowest 22 to the highest 86. When separated by gender, the data demonstrates that on average, males had a higher rape myth acceptance average at 44.2, than females with an average rape myth acceptance of 36.4. For review of these averages, please visit Appendix C-1, tables 1 and 2. Also in these tables are the averages for reporting each scenario and the average of consistency in definitions. Overall, the majority of participants agreed that each situation should be reported; stranger rape reporting was an average of 1.02 (remember a 1 equaled a strong agreement for the incident to be reporting), acquaintance rape was a 1.08, and the dating rape revealed an average of 1.62. In addition, the average participant had a definition of sexual assault consistent with that of the actual definition (1.48). The average response for the additional myths tested, revealed that the average participant rejected the typical rape myths. The average response for these myths can be found in Appendix C-1, table 3. To test the first hypothesis, *men are more likely than females to harbor rape myth acceptance*, an independent samples t-test was conducted at the 90% confidence level (Appendix C-1, table 4). A significant correlation was found between gender and sub myth 3 ( $p = .029$ ), *it wasn't really rape*, sub myth 4 ( $p = .006$ ), *she lied*, and overall rape myth acceptance ( $p = .022$ ). I am 90% confident that males hold a higher rape myth acceptance than females overall and in sub myths 3 and 4. To test hypothesis 3, *individuals with a higher rape myth acceptance are less likely to report sexual violence other than stranger assault*, a bivariate correlation test (ANOVA) was used (Appendix C-1, table 5). It was expected that as rape myth acceptance increases, the likelihood to report would decrease, a negative correlation. A negative correlation was found for each rape scenario, however all three were not significant. Participants strongly agreed that the stranger rape should be reported ( $\mu = 1.02$ ) and was negatively correlated with rape myth acceptance ( $r = -.157$ ), but there was no significance at the 90% confidence level ( $p = .228$ ). The same was found for acquaintance rape,  $r = -.062$  and  $p = .632$ . A positive correlation was found between the reporting of dating rape and rape myth acceptance ( $r = .012$ ), however it was not significant relationship ( $p = .925$ ). Finally, to test the fourth hypothesis, *individuals with a higher rape myth acceptance are less likely to hold a definition of sexual assault consistent with the actual definition*; an ANOVA test was performed with the continuous variables of overall rape myth acceptance and consistency of definition. A negative correlation between the two variables

was expected. It was found that there was a positive correlation between two variables ( $r = .025$ ), but this relationship was not significant at the 90% confidence level ( $p = .850$ ). These results can be found in Appendix C-1, under table 6.

### *Survey B (Appendix C-2)*

Survey B tested the rape myth acceptance in situations of a male victim and female offender. The average response for agreeing with the rape myths was first analyzed and then separate by gender. The results and tables of these tests can be found in Appendix C-2 under table 1. For this survey, the average acceptance rate of sub myth 1 was 11.8 with the minimum being a 6 and the maximum a 25. When separated by gender, the average acceptance for the males was 12.2 and the average acceptance for females was an 11.7. The range for the males was 6-22 and for the females, the acceptance ranged from 6-25. Sub myth 2 had an overall average acceptance of 11.5, with males average an acceptance of 13.3 and the females a 10.8. Sub myth 3 demonstrated a lesser average acceptance at 7.3 and sub myth 4 with an average slightly higher at 9.7. In each instance, males held a higher rape myth acceptance than females with a 7.6 for sub myth 3 and an 11.0 for sub myth 4 (females: sub myth 3 average was at a 7.1 and sub myth 4 a 9.2. Overall, the average rape myth acceptance in the first abnormal rape situation was 40.3 with acceptance ranging from a 22 to a 59. Males had a higher acceptance of rape myths with an average of 44.2 on the acceptance scale and females with an average of 38.9. Appendix C-2, tables 2 and 3, report the average likelihood for reporting the rape situation (table 2) and having a consistent definition (table 3). Stranger rape situations had a  $\mu = 1.18$ , acquaintance rape had a  $\mu = 1.27$ , and the dating rape had a  $\mu = 2.00$ . In addition, the sample had a  $\mu = 1.76$  (consistent definition) for the average consistency between definitions. To test hypothesis 1, an independent samples t-test was performed to analyze rape myth acceptance and gender (Appendix C-2 under table 4). No significance was found gender and rape myth acceptance at the 90% confidence level, although a borderline significance was found for sub myth 2, *she didn't mean it*,  $p = .160$ . An ANOVA analysis was conducted to test hypothesis 3 between rape myth acceptance and the likeliness of reporting a rape situation (table 5 in Appendix C-2). A negative correlation was expected with rape myth acceptance increasing and the likeliness of reporting to decrease. A negative correlation between rape myth acceptance and reporting of stranger rape was found ( $r = -.162$ ), but the relationship was not significant at the 90% confidence level ( $p = .275$ ). Positive

correlations were found between acquaintance rape reporting and rape myth acceptance ( $r = .014$ ) and dating rape reporting and rape myth acceptance ( $r = .332$ ). The relationship between acquaintance rapes was not significant ( $p = .927$ ), but was with dating rape ( $p = .022$ ). Therefore, I am 95% confident that as rape myth acceptance increases, so does the likeliness of reporting occurrences of dating rape in situations of a male victim and female offender. An ANOVA test was also conducted to analyze the relationship between rape myth acceptance and holding a consistent definition (hypothesis 4). The results of this test can be found under table 6 in Appendix C-3. A negative correlation was expected, with the higher the rape myth acceptance the less likely the participant would be to hold a consistent definition. What was found was a positive correlation ( $r = .031$ ), however no significance at the 90% confidence level ( $p = .834$ ).

### *Survey C (Appendix C-3)*

Survey C looked at rape myth acceptance among rape occurrences between a female victim and another female offender. To analyze this data, the average rape myth acceptance was calculated for each sub myth and overall. These averages were then broken up by gender to get a greater in-depth understanding of the average rape myth acceptance among this sample. For review of all these averages please visit table 1 under Appendix C-3. Overall, sub myth 1, *she asked for it*, had an average acceptance of 11.2, with males holding an average acceptance of 12.4 and females a 10.5. Sub myth 2 had an average acceptance of 12.6 with the minimum acceptance score of 6 and the highest a 30. Males held a slightly higher acceptance average of 12.7 than females who held a 12.6. In addition, males held a higher acceptance of sub myth 3, *it wasn't really rape*, with a 9.1 acceptance when compared to the overall average of 7.5 and the female's average acceptance of 6.7. This trend can again be found with the average rape myth acceptance for sub myth 4 with the overall acceptance a 10.4, females with an acceptance average of 9.6, and males with an average acceptance of 11.9. The overall average rape myth acceptance for this sample was a 41.8, with the minimum acceptance score being a 23 and the highest being a 110 (range = 87). Overall, the males had a average rape myth acceptance score of 46.1 (min = 27, max = 110) and the females had an average rape myth acceptance score of 39.4 (min = 23, max = 68). The average occurrence reporting for each rape scenario was also calculated (table 2), as well as the average consistent definition (table 3). Overall, the sample agreed that each situation of rape should be reporting; stranger rape  $\mu = 1.17$ , acquaintance rape  $\mu = 1.33$ , and dating rape  $\mu = 2.00$

(remember a 1 = strongly agreed that the occurrence should be reporting. In addition, the average definition for rape was consistent with the official definition stated ( $\mu = 1.43$ ). Statistical analyses were then performed to test the hypotheses. An independent samples t-test at the 90 % confidence level was performed to test hypothesis 1, analyzing the relationship between gender and rape myth acceptance (table 4). A significant relationship was found between gender and sub myth 3, *it wasn't really rape* ( $p = .070$ ), and a borderline significance between gender and sub myth 4, *she lied* ( $p = .178$ ). No significance was found between overall rape myth acceptance and gender ( $p = .230$ ). The statistical test ANOVA was used to analysis the relationship between rape myth acceptance and the likeliness of reporting the different occurrences of rape (hypothesis 3, table 5) and the relationship between rape myth acceptance and holding a consistent definition (hypothesis 4, table 6). A negative correlation was expected between rape myth acceptance and reporting. However, positive correlations were found between each situation. A significant relationship was found between rape myth acceptance and the reporting of stranger rape,  $p = .000$  ( $r = .788$ ), the reporting of acquaintance rape,  $p = .000$  ( $r = .840$ ), and the reporting of dating rape,  $p = .055$  ( $r = .285$ ). A negative correlation was also expected between rape myth acceptance and holding a consistent definition. The opposite was found with  $r = .396$  and this relationship is significant at the 90% confidence interval ( $p = .006$ ).

#### *Survey D (Appendix C-4)*

Survey D tested the rape myth acceptance of individuals presented with situations of male-on-male rape. The average rape myth acceptance was first calculated and then broken up gender. The results of these averages can be found in table 1 of Appendix C-4. Overall the average rape myth acceptance score was a 37.5 with the minimum a score being a 22 and the highest being a 61. Males held a higher overall rape myth acceptance score with a 47.7 (min = 33, max = 61) than females who held an average overall rape myth acceptance score of 33.8 (min = 22, max = 56). The averages for each sub myth were also calculated. The average score for sub myth 1 was a 9.7, with males averaging an acceptance of 11.1 and females averaging an acceptance of 9.2. Sub myth 2 shows an average acceptance score of about 11.4 and again males held an average acceptance higher ( $\mu = 16.1$ ) than females ( $\mu = 9.7$ ). This pattern continues with sub myth 3. Overall the acceptance for this sub myth was about 6.8, with females holding an average acceptance of 6.4 and males an average of 8.0. Sub myth 4, *he lied*, demonstrates the largest

discrepancy with males holding an average acceptance score of this myth at a 12.5, but females holding an 8.5 and the overall acceptance of this sub myth at a 9.6. The average reporting scores for each rape situation can be found in table 2 and the average consistency of definition score can be located in table 3. It was found that the participants were more likely to agree that stranger rape should be reported ( $\mu = 1.28$ ) than acquaintance rape ( $\mu = 1.43$ ) and dating rape ( $\mu = 2.03$ ). In addition participants were found to hold a consistent definition of sexual assault with that of the official definition ( $\mu = 1.50$ ). Once the averages were analyzed, statistical analyses in SPSS were utilized to test the hypotheses. To test understand the relationship between gender and rape myth acceptance (hypothesis 1) an independent samples t-test was performed at the 90% confidence interval (results in table 4). A significant relationship was found between gender and all sub rape myths, besides the first one, *he asked for it*, and between gender and the overall rape myth acceptance scale. Therefore, I am 90% confident that there is a significant relationship between males holding a higher rape myth acceptance than females ( $p = .001$ ). In addition, I am 90% confident that there is a significant relationship between males holding a higher rape myth acceptance than females for sub myth 2, *he didn't mean to* ( $p = .000$ ), sub myth 3, *it wasn't really rape* ( $p = .074$ ), and sub myth 4, *he lied* ( $p = .009$ ). To test hypotheses 3 (rape myth acceptance and reporting) and 4 (rape myth acceptance and consistency in regards to sexual assault definitions) ANOVA tests were conducted. The results concerning reporting can be found in table 5 and the results surrounding consistency of definition can be table 6. Negative correlations were expected between rape myth acceptance and reporting. Negative correlations were found between stranger rape reporting and acquaintance rape reporting, but none were significant at the 90% confidence interval. Stranger rape and rape myth acceptance correlation =  $-.100$  ( $p = .566$ ), acquaintance rape and rape myth acceptance correlation =  $-.194$  ( $p = .265$ ), and dating rape and rape myth acceptance correlation =  $.116$  ( $p = .507$ ). A negative correlation between rape myth acceptance and holding a consistent definition ( $r = -.117$ ) was also found, however this relationship was not significant ( $p = .504$ ).

#### *Overall Analysis (Appendix C-5)*

All four data sets were, in the end, merged to create one large data set to allow for the comparing of rape myth acceptance, gender, and same-sex rape myth acceptance. The average for overall rape myth acceptance can be found under table 1 in Appendix C-5. Overall males held an

average rape myth acceptance of 45.1 and females had an average rape myth acceptance of 37.1. The average rape myth acceptance concerning same-sex victim and offenders was then analyzed. In these situations males had an average rape myth acceptance of 39.3 and females had an average rape myth acceptance score of 40.2. An independent samples t-test was conducted (table 2) and a significant relationship at the 90% confidence interval was found between gender and rape myth acceptance in all gender combinations ( $p = .000$ ). However, a significant correlation was not found between gender and rape myth acceptance in same-sex rape situations ( $p = .765$ ). Hypothesis 2, *participants will hold stronger rape myth acceptance in cases of homosexual violence*, was tested using ANOVA and analyzing the two variables, same-sex rape myth acceptance ( $\mu = 39.8$ ) and overall rape myth acceptance ( $\mu = 39.9$ ) (table 3). It was expected that as same-sex rape myth acceptance increases, so will overall rape myth acceptance. Instead, a negative correlation was found,  $r = -.017$ , however it was not significant ( $p = .878$ ).

## VII: Chapter 5 – Discussion and Conclusion

### Discussion

#### *Survey A*

I first hypothesized that men would be more likely than females to hold a higher overall rape myth acceptance score. Based upon the results from my independent samples t-test, I am able to report that this hypothesis can be accepted at a 95% confidence interval ( $p = .022$ ). Males are significantly more likely to hold a higher rape myth acceptance ( $\mu = 44.2$ ) than females ( $\mu = 36.5$ ) in situations of male-on-female rape. This is consistent with the previous research stating that men are more likely victim blame, holding the beliefs that women either enjoy rape or deserve it when it occurs (Lonsway and Fitzgerald 1994, Clarke and Stermac 2010 and Lev-Weisel and Besser 2006). This relationship is also held into place with the significant relationship found between males holding a higher rape myth acceptance of sub myth 3 ( $p = .008$ ), *it wasn't really rape* ( $\mu = 7.9$ ), than females ( $\mu = 6.1$ ) and the significant relationship between males holding higher rape myth acceptance of sub myth 4 ( $p = .006$ ), *she lied* ( $\mu = 11.9$ ), than females ( $p = 8.9$ ). The next hypothesis tested whether those with a higher rape acceptance would be less likely to agree that the scenarios of acquaintance rape and dating rape should be reporting. Therefore, as rape myth acceptance increased, reporting would decrease (a negative correlation). This correlation was found between acquaintance rape reporting, however the relationship was not significant ( $p = .632$ ). A positive correlation between dating rape reporting and rape myth acceptance was found, meaning that as rape myth acceptance increased so did the likeliness of reporting dating rape occurrence. This deviated from what was believed; however the correlation was not significant ( $p = .925$ ) and could be the result of a small sample size or heavy outliers due to the low overall rape myth acceptance. Therefore, I cannot accept my second hypothesis. My final hypothesis analyzed whether individuals with a higher rape myth acceptance would be less likely to hold a consistent definition of sexual assault with the one used to convict offenders. A positive correlation was found between the two variables, however this relationship was not significant ( $p = .850$ ), and therefore I fail to accept this hypothesis. These positive correlations found where previous research would suggest a negative correlation could possibly be explained through the demographics of my sample. Due to the majority of having a lower generation sample who has been raised to understand the prevalence of rape myths in

society, there is a possibility that due to this heavy pull of believing that violence should be reported, the majority of the sample generally believe that all occurrences of rape should be reported. This is an area for future research to conduct this research will a more representative sample of the US population. This limitation can also be used to understand the discrepancies in correlation among the remaining survey analyses.

### *Survey B*

The results of my independent samples t-test comparing the means of rape myth acceptance for males vs. females in situations of female-on-male rape reveal that I fail to accept my hypothesis that males are more likely to hold a higher rape myth acceptance. In these situations, participants were asked to rate their myth acceptance regarding situations addressing females raping males. Males had a higher rape myth acceptance score than females, a 44.2 when compared with a 38.9, but this relationship was not significant at the 90% confidence interval ( $p = .295$ ). This lack of significant could be due to the abnormality of the situations. Society does not normally think of rape as being initiated by a female and this deviation could have the ability to impact how they view the myths. However, one would believe, based upon previous research that they would be less likely to view this abnormal situation as a rape. This is where the question biases and sample biases can become important. As discussed above, the demographics of the sample can impact rape myth acceptance due to the generation and the questions may have also impacted the rape myth acceptance because participants may not believe that any form of rape is acceptable and just the term rape could lure them away from agreeing with any of the statements. For example, when subjected to the questions, participants may have had the ability to see the term rape and automatically revert back to their own definitions, regardless of the genders being discussed. Therefore, future research may be conducted to limit this word bias and stay away from using the term “rape” to avoid the stigma associated with its use. This stigma could have also been the reason behind the significant positive correlation between rape myth acceptance and the agreement with the reporting of the dating rape scenario. Those who held a higher rape myth acceptance were more likely to agree that the dating rape scenario should be reported. I therefore, fail to accept my third hypothesis that those with a higher rape myth acceptance are less likely to report these abnormal occurrences. This significant correlation may have also been influenced by the term rape and question order. The stranger rape scenario was presented first



and may have already influenced their beliefs that all of the rape scenarios should be reported. Finally, a non-significant positive correlation was found between rape myth acceptance and holding a consistent definition. The evidence that the majority of the sample had a consistent definition to begin with can partially explain this finding and had the ability to be another potential avenue. Based around this finding, I fail to accept this hypothesis.

### *Survey C*

Male were, again, hypothesized to hold a higher rape myth acceptance score in situation of female-on-female rape than females. It was found that they had higher rape myth acceptance ( $\mu = 46.1$ ) than females ( $\mu = 39.4$ ), however this relationship was not significant at the .10 confidence interval and is failed to be accepted ( $p = .230$ ). This lack of significance can be analyzed further by future research to analyze the effect that gender roles may have played in the rape myth acceptance. It may not have been the female-on-female aspect that influenced the higher rape acceptance, but the gender of the offender. Previous research has discussed the effect to which males are more likely to hold the stereotypes of women as fragile and unable to participate in acts of significant violence (Carrol and Clark 2006). Future research would benefit by studying this extraneous variable of the significant of gender roles and their influence on rape myth acceptance. A significant relationship, however was found between gender and sub myth 3, *it wasn't really rape*. At the 90% confidence interval, males were found to hold a significantly higher rape myth acceptance of 9.1 than females (6.7);  $p = .070$ . This means that males were more likely to agree that the situation of female-on-female rape was not really rape. It is unknown why they hold this myth acceptance. It could be due to the abnormality of the situation or the gender stereotypes discussed above. This area of focus would be another possibility for future research to conduct qualitative interviews to gain a greater understanding concerning the reasons behind why individuals are more likely to agree with some myths but not the others. In addition, this rape myth acceptance was compared the likeliness of reporting the different occurrences of rape. Based around past research, it was expected that as rape myth acceptance increases, individuals would be less likely to agree that acquaintance rape or dating rape should be reported because these situations deviate from the stereotypical rape. The opposite occurrence was found. Individuals with a high rape myth acceptance, continued to agree that all situations of rape should be reported. Based around this significant finding, I fail to accept my hypothesis that

individuals with a higher rape myth acceptance are less likely to report abnormal situations of rape. Similar to the explaining of the first hypothesis, there are lurking variables that could be potentially to blame for this finding. The first of which is the already high likeliness to report all the situations of rape. Therefore, for this sample it could be that individuals do not hold similar rape myths regarding the impact of victim/offender relationships. This could also be representative of the sample being from a younger generation where rape may be less accepted in all situations. It was also found that the majority of sample had a consistent definition with that of the official definition. It is a possibility that by holding this consistent definition, the individual could be more likely to hold the belief that all situations of rape should be reported and that rape is wrong in general. Again, this is another possible area where qualitative interviews would benefit the scholarship to hold a greater understanding of why some myths are held and others are not. It was also found that holding a consistent definition is positively correlated with rape myth acceptance. This translates to mean that when individuals have a higher rape myth acceptance so does the likeliness that they will hold a consistent definition of rape with the official. This is the opposite of what I expected to find based on previous research (Kahn et al 2003) and therefore, fail to accept my hypothesis that individuals with a higher rape myth acceptance are less likely to hold a definition of sexual assault consistent with the actual definition. This positive relationship may have been a result of the sample already holding a consistent definition and this could have acted as a lurking variable creating the illusion of a positive correlation between rape myth acceptance and consistency between definitions.

#### *Survey D*

Similar to the analyses discussions above, the results of survey D (male-on-male rape) revealed the acceptance of some of my hypotheses but not the others. Concerning the first hypothesis, a significant relationship was found between the rape myth acceptance score and gender. Males were found to hold a higher rape myth acceptance (47.7) than females (33.7) and this relationship is significant at the 90% confidence interval. Therefore, I can accept my hypothesis that in situations of male-on-male rape, males are more likely to hold higher rape myth acceptance. In addition, males were significantly more likely to hold a higher rape myth acceptance among all sub myths as well. There is the potential that this relationship could have been created by gender roles. Similar to the gender stereotypes that could potentially lead to

greater victim blaming (Lonsway and Fitzgerald 1994, Clarke and Stermac 2010, and Lev-Wiesel and Besser 2006), these gender stereotypes also lead to a greater rape myth acceptance between same-sex rapes. For example, men were found to be more likely to hold a greater acceptance of the myth *it wasn't really rape*. Qualitative interviews would be needed to reveal if gender roles and stereotypes are what have led to this greater acceptance. It is interesting to note that gender was significant in rape myth acceptance among situations of male-on-male rape but not female-on-female rape. This could potentially be caused by the stereotypes that men cannot be victims of rape and the possible “taint” of homosexual men but not women (Sivakumaran 2005). Among this data set, hypothesis 3 was also tested. No significance was found between rape myth acceptance and the likeliness of reporting nor between rape myth acceptance and holding a consistent definition. Therefore, my third and fourth hypotheses fail to be accepted. Similar to the limitations of the above data correlations, this lack of acceptance could be a result of the already likeliness to either have a consistent definition or agree that all three situations of rape should be reported. Future research is greatly needed to further analyze this potential relationship.

#### *Overall Research*

All four data sets were merged to test the final hypothesis shaping this research study, *participants will hold stronger rape myth acceptance in cases of homosexual violence*. The ANOVA test revealed no significance and this hypothesis was failed to be accepted. One possible explanation for this again stems from the demographic of the sample. Due to the majority being from a generation where homosexuality is talked about more openly, the gender of the victim/offender may not hold as much weight in the determining of whether the situation can be considered rape or not. Therefore, it is plausible that the average rape myth acceptance scores for the “typical” rape (male-on-female) be similar to the average rape myth acceptance scores for same-sex rapes. Therefore, possible future research could look into other variables that may potentially influence rape myth acceptance among same-sex situations. An important variable to analyze, that was not analyzed here, would be role gender roles and gender stereotypes may have in the defining of an abnormal rape situation. This data set did reveal, however not significant, that females held a higher rape myth acceptance (40.2) than males (39.3) in occurrences of same-sex rape. This finding was not expected and would be interesting

for future research to analyze further to understand if this result could be replicated with a more representative sample or if it was the result of some outliers in my own data set.

## **Conclusion**

Rape can be defined as, “any illegal sexual contact that usually involves force upon a person without consent or is inflicted upon a person who is incapable of giving consent or who places the assailant in a position of trust or authority” (Merriam-Webster Dictionary). A private occurrence, rape is not the uncommon occurrence as many in society would like to believe. Research has consistently shown that 18-25% of U.S. women report experiencing either an attempted or completed rape in their lifetime (Edwards et al 2011). Also contrary to many individual’s beliefs, is how the majority of rape victims are not attacked by strangers and women are not the only victims of rape (Kahn and Mathie 1994). Coxell and King (2010) discuss the lack of data on male rape victims in their article, “Male Victims of Rape and Sexual Abuse.” Due to the inconsistency of this occurrence with the traditional rape myth of a male stranger raping a female at night, many victims are reluctant to define their situation as rape. Not only has research shown a clear perception inconsistency surrounding the definition of what is rape, but the victim/offender gender combination, as well as the relationship between the parties can also influence whether the situation will be defined as an actual rape ((Lonsway and Fitzgerald 1994, Clarke and Stermac 2010, Lev-Weisel and Besser 2006, Ryan 2011, Edwards et al 2011, Kahn et al 1994, Kahn et al 2003, Carroll and Clark 2006, and Clark and Carroll 2007). Minimal research, however, has been performed on the defining of those rape situations that deviate from the norm. Research has currently been lacking in the area of understanding whether individuals are more likely to accept the current rape myths in these situations and the extent to which the deviation from these current rape myths influence whether the situations should be reported. These gaps in knowledge are what led to the development of this current research study to analyze the extent to which gender plays a role in the acceptance of rape myths among different rape situations. In addition, this research study was created to analyze whether these rape myths influenced the likelihood of reporting and holding a consistent definition with that of the official definition.

To conduct this research, four separate hypotheses were created. 1) it was hypothesized that men would be more likely than females to harbor rape myth acceptance, 2) it was hypothesized that

participants would hold a stronger rape myth acceptance in cases of same-sex rape, 3) it was further hypothesized that individuals with a higher rape myth acceptance would be less likely to report sexual violence other than stranger assault, 4) and finally it was hypothesized that individuals with a higher rape myth acceptance would be less likely to hold a definition of sexual assault consistent with the actual definition.

These hypotheses were tested through the use of 4 separate surveys to reduce question and topic biases. Each survey contained the same format and questions, the only difference stemmed from alterations of the gender of each victim and offender. Survey A tested the rape myth acceptance surrounding male-on-female rapes, survey B contained female-on-male rapes, survey C analyzed female-on-female rapes, and finally survey D had male-on-male rapes. Each contained the Updated Illinois Rape Myth Acceptance Scale (IRMA) and additional rape myths questions created by myself. The second section contained three rape vignettes to test the likeliness that participants would agree that the situations of stranger rape, acquaintance rape, and dating rape should be reported. Finally, participants were asked how consistent their rape definition was with the actual definition. Each survey data set was analyzed separately and hypotheses 1, 3, and 4 were tested. The data was then merged into one data set to test the second hypothesis.

Survey A data analysis revealed that gender did have a role in rape myth acceptance. Males were more likely to accept that myths than females; confirming my first hypothesis. However, there was no significant relationships between the level of rape myth acceptance and believing that the situations of rape should be reported, nor was there a significant relationship between myth acceptance and holding an inconsistent definition of what constitutes a rape. Therefore, I failed to accept my third and fourth hypotheses among situations of male-on-female rape. Among the analysis of myth acceptance in situations of female-on-male rapes, gender was not significantly correlated with the level of myth acceptance, leading me to fail to accept my hypothesis. In addition, my third and fourth hypotheses failed to be accepted in these situations as well. The analysis of female-on-female rape situations led me to also fail to accept my first hypothesis. Due to the finding of a significant positive correlation between the acceptance of the rape myths and likeliness of reporting and the significant positive correlation between the acceptance of the rape myths and the holding of a consistent definition, my third and fourth hypothesis were failed

to be accepted as well. I was able to accept my first hypothesis in male-on-male rape situations, but failed to accept the third and fourth. Therefore, the gender of the participant has a significant role in the acceptance of rape myths among those situations of male-on-female rapes and male-on-male rapes, with males holding a higher rape myth acceptance than females. This could potentially be explained with males having the ability to sympathize with the offender. Overall, the gender of the parties did not impact the acceptance of the rape myths. Individuals accepted the rape myths at the same rate for occurrences of heterosexual rape as the occurrences of homosexual rapes. I therefore, fail to accept my second hypothesis. Overall, this research study demonstrates the extent to which the “taint” of homosexuality has been decreasing in society. This research project sought out to analyze whether the gender of the parties would influence the defining of a certain situation as rape. It was conceptualized that those with a higher rape myth acceptance score would not define the situation as a rape. The results of this research thus show the potential for lurking variables explaining how individuals define a certain situation as rape. Participants were just as likely to define a typical situation as a rape, as an abnormal situation. This clashes with previous research suggesting that same-sex rapes would illicit greater stigma and less perceptions of the occurrence being a rape. Future research is needed to develop a greater understanding of how individuals perceive these abnormal rape situations and why these abnormal rape situations do not lead to greater myth acceptance. Qualitative interview could lead to this knowledge, as well as interviewing those who have experienced abnormal rape situations to understand how they view their own experience. This research had the potential to lead to greater support groups for all victims and the reduction in victim blaming that has plagued society. Understanding rape benefits not only those who have survived the occurrence, but those who may know a survivor. It is this acceptance and knowledge that can lead to a less stigmatized where survivors do not have to hide.

### *Limitations*

This research study would benefit from replication that reduces some, if not all of the limitations. The first, major limitation was the sample. The demographics of the sample reveal that the majority ranged in age from 18-23, a generation where homosexuality is more accepted and rape education is greater. This could account for the greater reporting of all rape situations and the greater likelihood of holding a consistent definition with that of the actual definition. In addition,

this current research study was exploratory in nature and unveiled basic data that by-itself does not shed much light onto how the different gender combinations influence the defining of an event as rape. Therefore, this study provides a solid background that has the ability to lead future research towards a greater understanding of same-sex rape and the definitions society holds. This research could have also benefitted from a greater sample size to create a more representative sample. Overall, this undergraduate senior honors thesis had the ability to create a platform for future research to understand the extent to which the gender of the parties can influence the acceptance of certain rape myths, as well as providing knowledge to the scholarship surrounding the acceptance of these rape myths in situations deviating from the typical male-on-female rape. The extension of this research will aid in the development of greater same-sex rape acknowledgement and the reduction in the stigma experienced by its survivors.

## VIII: References

- Carroll, Marjorie H. and M. Diane Clark. 2006. "Men's Acquaintance Rape Scripts: A Comparison Between a Regional University and a Military Academy." *Sex Roles* 55(1): 469-480.
- Clark M. Diane and Marjorie H. Carroll. 2008. "Acquaintance Rape Scripts of Women and Men: Similarities and Differences." *Sex Roles* 58(1): 616-625.
- Clarke, Allyson K. and Lana Stermac. 2010. "The Influence of Stereotypical Beliefs, Participant Gender and Survivor Weight on Sexual Assault Response." *Journal of Interpersonal Violence* 26(11); 2285-2302.
- Coxell, Adrian W. and Michael B. King. 2010. "Male Victims of Rape and Sexual Abuse." *Sexual and Relationship Therapy* 25(4): 380-391.
- Donovan, Roxanne A. 2007. "To Blame or Not to Blame: Influences of Target Race and Observer Sex on Rape Blame Attribution." *Journal of Interpersonal Violence* 22(6): 722-736.
- Edwards, Katie M, Jessica A. Turchik, Christina M. Dardis, Nicole Reynolds, and Christine A. Gidycz. 2011. "Rape Myths: History, Individual and Institutional-Level Presence, and Implications for Chance." *Sex Roles* 65(1): 761-773.
- Kahn, Arnold S., Jennifer Jackson, Christine Kully, Kelly Badger, and Jessica Halvorsen. 2003. "Calling it Rape: Differences in Experiences of Women Who Do or Do Not Label Their Sexual Assault as Rape." *Psychology of Women Quarterly* 27(1): 233-242.
- Kahn, Arnold S., Virginia Andreoli Mathie and Cyndee Torgler. 1994. "Rape Scripts and Rape Acknowledgment." *Psychology of Women Quarterly* 18(1): 53-66.
- Lev-Wiesel, Rachel and Avi Besser. 2006. "Male Definitions of Sexual Assault: The Role of the Perpetrator's Gender." *Individual Differences Research* 4(1): 46-50.
- Lonsway, Kimberly A., Lilia M. Cortina, and Vicki J. Magley. 2008. "Sexual Harassment Mythology: Definition, Conceptualization, and Measurement." *Sex Roles* 58(1): 599-615.
- Lonsway, Kimberly A. and Louise F. Fitzgerald. 1994. "Rape Myths: In Review." *Psychology of Women Quarterly* 18(1): 133-164.
- McMarhon, Sarah. 2010. "Rape Myth Beliefs and Bystander Attitudes Among Incoming College Students." *Journal of American College Health* 59(1): 4-11



- Reilly, Mary Ellen, Bernice Lott, Donna Caldwell, and Luisa DeLuca. 1992. "Tolerance for Sexual Harassment Related to Self-Reported Sexual Victimization." *Gender and Society* 6(1): 122-138.
- Ryan, Kathryn M. 1988. "Rape and Seduction Scripts." *Psychology of Women Quarterly* 12(1): 237-245.
- Ryan, Kathryn M. 2011. "The Relationship Between Rape Myths and Sexual Scripts: The Social Construction of Rape." *Sex Roles* 65(1): 774-782.
- Schwartz, Martin D., Walter S. DeKeseredy, David Tait, and Shahid Alvi. 2001. "Male Peer Support and a Feminist Routine Activities Theory: Understanding Sexual Assault on the College Campus." *Justice Quarterly* 18(3): 624-649.
- Sivakumaran, Sandesh. 2005. "Male/Male Rape and the "Taint" of Homosexuality." *Human Rights Quarterly* 27(4): 1274-1306.
- Verberg, Norine, Serge Desmarais, Eileen Wood, and Charlene Senn. 2000. "Gender Differences in Survey Respondents' Written Definitions of Date Rape." *The Canadian Journal of Human Sexuality* 9(3): 181-190.

# IX: Appendix

## Appendix A: Survey Instruments

### Appendix A-1 (Survey A)

#### Section 1:

The first part of this survey will test how much you agree or disagree with the given statement. Please read each question carefully and answer based on the agreement scale below. Take your time and answer as honestly as you can.

Strongly Disagree		Strongly Agree		
1	2	3	4	5

- 1) If a woman is raped by a man while she is drunk, she is at least somewhat responsible for letting things get out of hand. \_\_\_\_\_
- 2) When a woman goes to parties wearing “sexy” clothing, she is asking for trouble. \_\_\_\_\_
- 3) If a woman goes to a room alone with a man at a party, it is her own fault if she is raped. \_\_\_\_\_
- 4) If a woman acts provocatively, eventually she is going to get into trouble. \_\_\_\_\_
- 5) When a woman gets raped, it’s often because the way they said “no” was unclear. \_\_\_\_\_
- 6) If a woman initiates kissing or hooking up with a man, she should not be surprised if he assumes she wants to have sex. \_\_\_\_\_
- 7) When a man rapes a woman, it is usually because of his strong desire for sex. \_\_\_\_\_
- 8) Men do not usually intend to force sex on a woman, but sometimes they get too sexually carried away. \_\_\_\_\_
- 9) Rape happens when a man’s sex drive towards a woman goes out of control. \_\_\_\_\_
- 10) It should not be considered rape if a man is drunk and did not realized what he was doing to the woman. \_\_\_\_\_
- 11) If a man is drunk, he might rape a woman unintentionally. \_\_\_\_\_
- 12) If both the woman and man are drunk, it cannot be rape. \_\_\_\_\_
- 13) If a woman does not physically resist sex – even if protesting verbally – from the man than it cannot be considered rape. \_\_\_\_\_
- 14) If a woman does not physically fight back the man, you cannot really say it was rape. \_\_\_\_\_
- 15) A rape probably didn’t happen if a woman doesn’t have any bruises or marks by the man. \_\_\_\_\_
- 16) If the accused man, “rapist,” doesn’t have a weapon, you really can’t call it rape. \_\_\_\_\_
- 17) If a woman doesn’t say “no” to the man, she cannot claim rape. \_\_\_\_\_
- 18) A lot of times, women who say they were raped by a man agreed to have sex and then regret it. \_\_\_\_\_
- 19) Rape accusations are often used by women as a way to get back at men. \_\_\_\_\_
- 20) A lot of times, women who say they were raped often led the man on and then had regrets. \_\_\_\_\_
- 21) A lot times, women who claim they were raped by men have emotional problems. \_\_\_\_\_
- 22) Women who are caught cheating on their boyfriends sometimes claim the man raped her. \_\_\_\_\_
- 23) It is not rape if the man did not use any physical force on the woman. \_\_\_\_\_
- 24) If the man does not have sexual intercourse (they only had oral sex) with the woman, it cannot be considered rape. \_\_\_\_\_
- 25) If the man and woman are dating, the woman cannot say to have been raped by the man during the relationship. \_\_\_\_\_
- 26) It cannot be said that the man raped the woman if they had a previous sexual relationship. \_\_\_\_\_
- 27) In the majority of cases where a man rapes a woman, both parties have partial blame. \_\_\_\_\_
- 28) If a man rapes a woman then he holds the blame and responsibility. \_\_\_\_\_
- 29) It cannot be considered a rape if the man verbally coerces the woman to have sex with him (no physical coercion present). \_\_\_\_\_
- 30) If the woman never files a report against the man, than the incident was not a rape. \_\_\_\_\_
- 31) A sexual assault is not rape. YES NO

**Section 2:**

**In the following section, you will read three separate rape scenarios and answer the questions that follow based upon the situation.**

Situation 1 -

Julie is out at a bar with her friends on August 15. At around 12:30am she decides to leave the bar and walk home. She says goodbye to her friends and begins her walk. It is a nice night and she decides to walk through the park. It adds a few blocks to her walk but is nicer. After a few minutes she hears footsteps behind her. Before she has time to look, a man runs up behind her and grabs her around the chest and neck; stopping her from screaming. He forces her behind the nearest tree and shoves her up against it, her face being gashed by the tree bark. She tries to get out of his hold, but would be unable to breathe if she resisted any further. He rips off her shirt and pants and penetrates her.

- 1) Did the man rape Julie in this scenario? YES NO
- 2) Who holds the blame in this scenario? A) Julie B) the man C) both D) no one
- 3) If Julie was intoxicated, does it change your determination of rape? YES NO
- 4) If Julie was intoxicated, who holds the blame? A) Julie B) the man C) both D) no one
- 5) If the man was intoxicated, does it change your determination of rape? YES NO
- 6) If the man was intoxicated, who holds the blame? A) Julie B) the man C) both D) no one
- 7) If they were both intoxicated, does it change your determination of rape? YES NO
- 8) If they were both intoxicated, who holds the blame? A) Julie B) the man C) both D) no one

Strongly Agree			Strongly Disagree	
1	2	3	4	5

- 9) This occurrence should be reported. (answer using the scale above) \_\_\_\_\_
- 10) Please briefly explain why or why not you define this as rape.
- 11) Please briefly explain how you decided who is to blame in question 4, question 6, and question 8 above.

Situation 2 –

Melissa is out at the bar with a few of her friends. While there she spots Mike, a guy she had met a few weeks earlier at a work party. She goes over and they begin talking. After a few hours, she decides to go home. Mike suggests he walk her home. She accepts the offer and says goodbye to her friends. They walk to her apartment a few blocks from the bar. Once there, she goes to thank Mike and say goodbye when he asks if he could use her bathroom. She says, “sure,” and leads him to her apartment. Once inside, Mike goes to use the bathroom. Melissa goes into the kitchen to get some water, when Mike appears in the doorway. She goes to give him a hug goodbye, when he grabs her and forces her over the counter. He grabs her around the neck to stop her from screaming. He holds her down over the counter, rips her clothes off, and penetrates her.

- 1) Did Mike rape Melissa in this scenario? YES NO
- 2) Who holds the blame in this scenario? A) Melissa B) Mike C) both D) no one
- 3) If Melissa was intoxicated, does it change your determination of rape? YES NO
- 4) If Melissa was intoxicated, who holds the blame? A) Melissa B) Mike C) both D) no one
- 5) If Mike was intoxicated, does it change your determination of rape? YES NO
- 6) If Mike was intoxicated, who holds the blame? A) Melissa B) Mike C) both D) no one
- 7) If they were both intoxicated, does it change your determination of rape? YES NO
- 8) If they were both intoxicated, who holds the blame? A) Melissa B) Mike C) both D) no one

Strongly Agree			Strongly Disagree	
1	2	3	4	5

- 9) This occurrence should be reported (answer using the scale above). \_\_\_\_\_
- 10) Please briefly explain why or why not you define this as rape.
- 11) Please briefly explain how you decided who is to blame in question 4, question 6, and question 8 above.

Situation 3 –

Shaun and Kristine have been dating for 8 months. One night they are at the bar with a few of their friends. After hanging out for a few hours, Shaun and Kristine decide to go home to their apartment. They say goodbye to their friends and walk home. Once they get to their apartment Shaun begins to make out with Kristine. They make-out on the couch for some time. Shaun begins to get rough with Kristine and begins to initiate sex. Kristine says “no” she does not want to. Shaun ignores her and continues undressing her. Kristine continues to say “no” but ceases because she fears it will escalate Shaun’s aggressive behavior. They have sex on the couch.

- 1) Did Shaun rape Kristine in this scenario? YES NO
- 2) Who holds the blame in this scenario? A) Kristine B) Shaun C) both D) no one
- 3) If Kristine was intoxicated, does it change your determination of rape? YES NO
- 4) If Kristine was intoxicated who holds the blame? A) Kristine B) Shaun C) both D) no one
- 5) If Shaun was intoxicated, does it change your determination of rape? YES NO
- 6) If Shaun was intoxicated, who holds the blame? A) Kristine B) Shaun C) both D) on one
- 7) If they were both intoxicated, does it change your determination of rape? YES NO
- 8) If they were both intoxicated, who holds the blame? A) Kristine B) Shaun C) both D) on one

Strongly Agree			Strongly Disagree	
1	2	3	4	5

- 9) This occurrence should be reported. (answer using the scale above) \_\_\_\_\_
- 10) Please briefly explain why or why not you define this as rape.
- 11) Please briefly explain how you decided who is to blame in question 4, question 6, and question 8 above.

**Section 3:**

**In the next section, the traditional definition of sexual assault will be given to assess how similar it is to yours.**

According to the Merriam-Webster dictionary, sexual assault is defined as, “illegal sexual contact that usually involves force upon a person without consent or is inflicted upon a person who is incapable of giving consent (as because of age or physical or mental incapacity) or who places the assailant (as a doctor) in a position of trust or authority.”

- 1) How consistent is this definition of sexual assault with your own definition of sexual assault between a man and woman? A) Consistent B) somewhat consistent C) neutral D) somewhat inconsistent E) Inconsistent
- 2) According to this definition, would you say that situation 1 (Julie and the stranger) is a rape? YES NO
- 3) According to this definition, would you say that situation 2 (Melissa and Mike: the acquaintance) is a rape? YES NO
- 4) According to this definition, would you say that situation 3 (Kristine and Shaun: her boyfriend) is a rape? YES NO

**Section 4:**

**Thank you for your participation. This last section will consist of basic questions regarding you and your background. Again this information is completely anonymous and confidential.**

- 1) Sex:
  - a. Male
  - b. Female
- 2) Sexual Orientation:
  - a. Straight
  - b. Gay
  - c. Bi-Sexual
  - d. Prefer not to answer
- 3) What is your age?

- a. 18 - 23 years old
  - b. 23 - 28 years old
  - c. 28 – 33 years old
  - d. 33 years old or older
- 4) What is the highest level of education you have completed?
- a. Some high school
  - b. High school graduate
  - c. Some college
  - d. Associates degree
  - e. Bachelors degree
  - f. Some postgraduate work
  - g. Post graduate degree
- 5) How would you define your socioeconomic status?
- a. Upper class
  - b. Upper-Middle Class
  - c. Middle Class
  - d. Lower-Middle Class
  - e. Lower Class
  - f. Other
- 6) What is your marital status
- a. Single
  - b. In-Relationship
  - c. Married
  - d. Divorced
- 7) Employment Status
- a. Student
  - b. Full-Time
  - c. Part-time
  - d. Un-employed
- 8) Ethnicity
- a. White/Caucasian
  - b. Asian American
  - c. Hispanic/Latino
  - d. Other
- 9) Political Affiliation
- a. Republican
  - b. Democrat
  - c. Independent
- 10) In what region of the US do you reside in?
- a. Northeast
  - b. Midwest
  - c. South
  - d. South west
  - e. West
- 11) Do you have a religious affiliation?
- a. Yes
  - b. No
- 12) If yes, do you attend religious services regularly?
- a. Yes
  - b. No
- 13) Have your ever taken a course or a class discussing sexual assault or rape?
- a. Yes
  - b. No
- 14) How likely would you be to attend a program discussing sexual violence?
- a. Not likely
  - b. Somewhat

- c. Very likely
  - d. Extremely likely
- 15) Have you ever known someone who was the victim of sexual violence?
- a. Yes
  - b. No
- 16) Have you ever known someone who engaged in unwanted sexual contact with someone who did not want it?
- a. Yes
  - b. No

*Survey B: Vignettes*

Situation 1 -

John is out at a bar with his friends on August 15. At around 12:30am he decides to leave the bar and walk home. He says goodbye to his friends and begins his walk. It is a nice night and he decides to walk through the park. It adds a few blocks to his walk but is nicer. After a few minutes he hears footsteps behind him.

Before he has time to look, a woman runs up behind him and grabs him around the chest and neck; stopping him from screaming. She forces him behind the nearest tree and shoves him up against it, his back being gashed by the tree bark. He tries to get out of her hold, but would be unable to breathe if he resisted any further. She rips off his shirt and pants and forces penetration.

- 12) Did the woman rape John in this scenario? YES NO
- 13) Who holds the blame in this scenario? A) the woman B) John C) both D) no one
- 14) If John was intoxicated, does it change your determination of rape? YES NO
- 15) If John was intoxicated, who holds the blame? A) the woman B) John C) both D) no one
- 16) If the woman was intoxicated, does it change your determination of rape? YES NO
- 17) If the woman was intoxicated, who holds the blame? A) the woman B) John C) both D) no one
- 18) If they were both intoxicated, does it change your determination of rape? YES NO
- 19) If they were both intoxicated, who holds the blame? A) the woman B) John C) both D) no one

Strongly Agree			Strongly Disagree	
1	2	3	4	5

- 20) This occurrence should be reported. (answer using the scale above) \_\_\_\_\_
- 21) Please briefly explain why or why not you define this as rape.
- 22) Please briefly explain how you decided who is to blame in question 4, question 6, and question 8 above.

Situation 2 –

Rob is out at the bar with a few of his friends. While there he spots Sara, a girl he had met a few weeks earlier at a work party. He goes over and they begin talking. After a few hours, he decides to go home. Sara suggests she walks with him. He accepts the offer and says goodbye to his friends. They walk to his apartment a few blocks from the bar. Once there, he goes to thank Sara and say goodbye when she asks if she could use his bathroom. He says, “sure,” and leads her to his apartment. Once inside, Sara goes to use the bathroom. Rob goes into the kitchen to get some water, when Sara appears in the doorway. He goes to give her a hug goodbye, when she grabs him and forces his back to the counter. She grabs him around the neck to stop him from screaming. She holds him down on the counter, rips his clothes off, and forces penetration.

- 12) Did Sara rape Rob in this scenario? YES NO
- 13) Who holds the blame in this scenario? A) Sara B) Rob C) both D) no one
- 14) If Rob was intoxicated, does it change your determination of rape? YES NO
- 15) If Rob was intoxicated, who holds the blame? A) Sara B) Rob C) both D) no one
- 16) If Sara was intoxicated, does it change your determination of rape? YES NO
- 17) If Sara was intoxicated, who holds the blame? A) Sara B) Rob C) both D) no one
- 18) If they were both intoxicated, does it change your determination of rape? YES NO
- 19) If they were both intoxicated, who holds the blame? A) Sara B) Rob C) both D) no one

Strongly Agree			Strongly Disagree	
1	2	3	4	5

- 20) This occurrence should be reported (answer using the scale above). \_\_\_\_\_
- 21) Please briefly explain why or why not you define this as rape.
- 22) Please briefly explain how you decided who is to blame in question 4, question 6, and question 8 above.

Situation 3 –

Kristine and Shaun have been dating for 8 months. One night they are at the bar with a few of their friends. After hanging out for a few hours, Kristine and Shaun decide to go home to their apartment. They say goodbye to their friends and walk home. Once they get to their apartment Kristine begins to make out with Shaun. They make-out on the couch for some time. Kristine begins to get rough with Shaun and begins to initiate sex. Shaun says “no” he does not want to. Kristine ignores him and continues undressing him. Shaun continues to say “no” but ceases because he fears it will escalate Kristine’s aggressive behavior. They have sex on the couch.

- 12) Did Kristine rape Shaun in this scenario? YES NO
- 13) Who holds the blame in this scenario? A) Kristine B) Shaun C) both D) no one
- 14) If Shaun was intoxicated, does it change your determination of rape? YES NO
- 15) If Shaun was intoxicated who holds the blame? A) Kristine B) Shaun C) both D) no one
- 16) If Kristine was intoxicated, does it change your determination of rape? YES NO
- 17) If Kristine was intoxicated, who holds the blame? A) Kristine B) Shaun C) both D) on one
- 18) If they were both intoxicated, does it change your determination of rape? YES NO
- 19) If they were both intoxicated, who holds the blame? A) Kristine B) Shaun C) both D) on one

Strongly Agree			Strongly Disagree	
1	2	3	4	5

- 20) This occurrence should be reported. (answer using the scale above) \_\_\_\_\_
- 21) Please briefly explain why or why not you define this as rape.
- 22) Please briefly explain how you decided who is to blame in question 4, question 6, and question 8 above.

Survey C: Vignettes

Situation 1 -

Julie is out at a bar with her friends on August 15. At around 12:30am she decides to leave the bar and walk home. She says goodbye to her friends and begins her walk. It is a nice night and she decides to walk through the park. It adds a few blocks to her walk but is nicer. After a few minutes she hears footsteps behind her. Before she has time to look, a woman runs up behind her and grabs her around the chest and neck; stopping her from screaming. She forces her behind the nearest tree and shoves her up against it, her back being gashed by the tree bark. She tries to get out of her hold, but would be unable to breathe if she resisted any further. She rips off her shirt and pants and penetrates her.

- 23) Did the woman rape Julie in this scenario? YES NO
- 24) Who holds the blame in this scenario? A) Julie B) the other woman C) both D) no one
- 25) If Julie was intoxicated, does it change your determination of rape? YES NO
- 26) If Julie was intoxicated, who holds the blame? A) Julie B) the other woman C) both D) no one
- 27) If the other woman was intoxicated, does it change your determination of rape? YES NO
- 28) If the other woman was intoxicated, who holds the blame? A) Julie B) the other woman C) both D) no one
- 29) If they were both intoxicated, does it change your determination of rape? YES NO
- 30) If they were both intoxicated, who holds the blame? A) Julie B) the other woman C) both D) no one

Strongly Agree			Strongly Disagree	
1	2	3	4	5

- 31) This occurrence should be reported. (answer using the scale above) \_\_\_\_\_
- 32) Please briefly explain why or why not you define this as rape.
- 33) Please briefly explain how you decided who is to blame in question 4, question 6, and question 8 above.

Situation 2 –

Melissa is out at the bar with a few of her friends. While there she spots Lisa, a girl she had met a few weeks earlier at a work party. She goes over and they begin talking. After a few hours, she decides to go home. Lisa suggests she walk her home. She accepts the offer and says goodbye to her friends. They walk to her apartment a few blocks from the bar. Once there, Melissa goes to thank Lisa and say goodbye when Lisa asks if she could use her bathroom. Melissa says, “sure,” and leads her to her apartment. Once inside, Lisa goes to use the bathroom. Melissa goes into the kitchen to get some water, when Lisa appears in the doorway. Melissa goes to give Lisa a hug goodbye, when Lisa grabs her and forces her over the counter. Lisa grabs her around the neck to stop her from screaming. She holds her down over the counter, rips her clothes off, and penetrates her.

- 23) Did Lisa rape Melissa in this scenario? YES NO
- 24) Who holds the blame in this scenario? A) Melissa B) Lisa C) both D) no one
- 25) If Melissa was intoxicated, does it change your determination of rape? YES NO
- 26) If Melissa was intoxicated, who holds the blame? A) Melissa B) Lisa C) both D) no one
- 27) If Lisa was intoxicated, does it change your determination of rape? YES NO
- 28) If Lisa was intoxicated, who holds the blame? A) Melissa B) Lisa C) both D) no one
- 29) If they were both intoxicated, does it change your determination of rape? YES NO
- 30) If they were both intoxicated, who holds the blame? A) Melissa B) Lisa C) both D) no one

Strongly Agree			Strongly Disagree	
1	2	3	4	5

- 31) This occurrence should be reported (answer using the scale above). \_\_\_\_\_
- 32) Please briefly explain why or why not you define this as rape.
- 33) Please briefly explain how you decided who is to blame in question 4, question 6, and question 8 above.

Situation 3 –

Vanessa and Kristine have been dating for 8 months. One night they are at the bar with a few of their friends. After hanging out for a few hours, Vanessa and Kristine decide to go home to their apartment. They say goodbye to their friends and walk home. Once they get to their apartment Vanessa begins to make out with Kristine. They make-out on the couch for some time. Vanessa begins to get rough with Kristine and begins to initiate sex. Kristine says “no” she does not want to. Vanessa ignores her and continues undressing her. Kristine continues to say “no” but ceases because she fears it will escalate Vanessa’s aggressive behavior. They have sex on the couch.

- 23) Did Vanessa rape Kristine in this scenario? YES NO
- 24) Who holds the blame in this scenario? A) Kristine B) Vanessa C) both D) no one
- 25) If Kristine was intoxicated, does it change your determination of rape? YES NO
- 26) If Kristine was intoxicated who holds the blame? A) Kristine B) Vanessa C) both D) no one
- 27) If Vanessa was intoxicated, does it change your determination of rape? YES NO
- 28) If Vanessa was intoxicated, who holds the blame? A) Kristine B) Vanessa C) both D) on one
- 29) If they were both intoxicated, does it change your determination of rape? YES NO
- 30) If they were both intoxicated, who holds the blame? A) Kristine B) Vanessa C) both D) on one

Strongly Agree			Strongly Disagree	
1	2	3	4	5

- 31) This occurrence should be reported. (answer using the scale above) \_\_\_\_\_
- 32) Please briefly explain why or why not you define this as rape.
- 33) Please briefly explain how you decided who is to blame in question 4, question 6, and question 8 above.

*Survey D: Vignettes*



Situation 1 -

Mike is out at a bar with his friends on August 15. At around 12:30am he decides to leave the bar and walk home. He says goodbye to his friends and begins his walk. It is a nice night and he decides to walk through the park. It adds a few blocks to his walk but is nicer. After a few minutes he hears footsteps behind him. Before he has time to look, a man runs up behind him and grabs him around the chest and neck; stopping him from screaming. The other man forces him behind the nearest tree and shoves him up against it, his face being gashed by the tree bark. He tries to get out of his hold, but would be unable to breathe if he resisted any further. The other man rips off his shirt and pants and penetrates him.

- 34) Did the man rape Mike in this scenario? YES NO
- 35) Who holds the blame in this scenario? A) Mike B) the other man C) both D) no one
- 36) If Mike was intoxicated, does it change your determination of rape? YES NO
- 37) If Mike was intoxicated, who holds the blame? A) Mike B) the other man C) both D) no one
- 38) If other man was intoxicated, does it change your determination of rape? YES NO
- 39) If other man was intoxicated, who holds the blame? A) Mike B) the other man C) both D) no one
- 40) If they were both intoxicated, does it change your determination of rape? YES NO
- 41) If they were both intoxicated, who holds the blame? A) Mike B) the other man C) both D) no one

Strongly Agree			Strongly Disagree	
1	2	3	4	5

- 42) This occurrence should be reported. (answer using the scale above) \_\_\_\_\_
- 43) Please briefly explain why or why not you define this as rape.
- 44) Please briefly explain how you decided who is to blame in question 4, question 6, and question 8 above.

Situation 2 –

Adam is out at the bar with a few of his friends. While there he spots Jason, a guy he had met a few weeks earlier at a work party. He goes over and they begin talking. After a few hours, Adam decides to go home. Jason suggests he walk him home. Adam accepts the offer and says goodbye to his friends. They walk to his apartment a few blocks from the bar. Once there, he goes to thank Jason and say goodbye when Jason asks if he could use his bathroom. Adam says, “sure,” and leads him to his apartment. Once inside, Jason goes to use the bathroom. Adam goes into the kitchen to get some water, when Jason appears in the doorway. Adam goes to give him a hug goodbye, when Jason grabs him and forces him over the counter. Jason grabs him around the neck to stop him from screaming. He holds Adam down over the counter, rips his clothes off, and penetrates him.

- 34) Did Jason rape Adam in this scenario? YES NO
- 35) Who holds the blame in this scenario? A) Adam B) Jason C) both D) no one
- 36) If Adam was intoxicated, does it change your determination of rape? YES NO
- 37) If Adam was intoxicated, who holds the blame? A) Adam B) Jason C) both D) no one
- 38) If Jason was intoxicated, does it change your determination of rape? YES NO
- 39) If Jason was intoxicated, who holds the blame? A) Adam B) Jason C) both D) no one
- 40) If they were both intoxicated, does it change your determination of rape? YES NO
- 41) If they were both intoxicated, who holds the blame? A) Adam B) Jason C) both D) no one

Strongly Agree			Strongly Disagree	
1	2	3	4	5

- 42) This occurrence should be reported (answer using the scale above). \_\_\_\_\_
- 43) Please briefly explain why or why not you define this as rape.
- 44) Please briefly explain how you decided who is to blame in question 4, question 6, and question 8 above.

Situation 3 –

Henry and Shaun have been dating for 8 months. One night they are at the bar with a few of their friends. After hanging out for a few hours, Henry and Shaun decide to go home to their apartment. They say goodbye to their friends and walk home. Once they get to their apartment Shaun begins to make out with Henry. They make-out on

the couch for some time. Shaun begins to get rough with Henry and begins to initiate sex. Henry says “no” he does not want to. Shaun ignores him and continues undressing him. Henry continues to say “no” but ceases because he fears it will escalate Shaun’s aggressive behavior. They have sex on the couch.

- 34) Did Shaun rape Henry in this scenario? YES NO
- 35) Who holds the blame in this scenario? A) Henry B) Shaun C) both D) no one
- 36) If Henry was intoxicated, does it change your determination of rape? YES NO
- 37) If Henry was intoxicated who holds the blame? A) Henry B) Shaun C) both D) no one
- 38) If Shaun was intoxicated, does it change your determination of rape? YES NO
- 39) If Shaun was intoxicated, who holds the blame? A) Henry B) Shaun C) both D) on one
- 40) If they were both intoxicated, does it change your determination of rape? YES NO
- 41) If they were both intoxicated, who holds the blame? A) Henry B) Shaun C) both D) on one

Strongly Agree		Strongly Disagree		
1	2	3	4	5

- 42) This occurrence should be reported. (answer using the scale above) \_\_\_\_\_
- 43) Please briefly explain why or why not you define this as rape.
- 44) Please briefly explain how you decided who is to blame in question 4, question 6, and question 8 above.

*Appendix A-2 (Informed Consent Document)*

My name is Amber Carlson and I am an undergraduate at the University of New Hampshire. I am conducting research for my senior honors thesis on sexual assault. The research is entitled “Definitions and Perceptions of Sexual Assault: How Important is Victim and Perpetrator Gender?” The purpose of this research is to gain a greater understanding of sexual assaults.

Approximately 250 individuals are expected to take part in this survey and you are expected to be 18 years of age. This survey is expected to take you approximately 15 minutes to complete. You will be asked to answer questions pertaining to your own personal beliefs on the topic, more importantly your perceptions and definitions of sexual assaults.

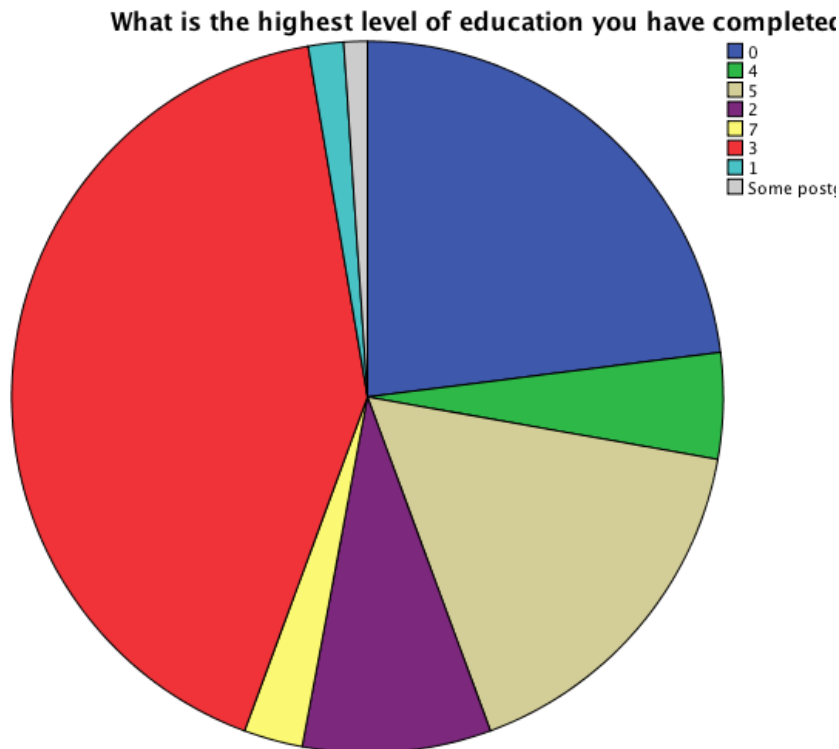
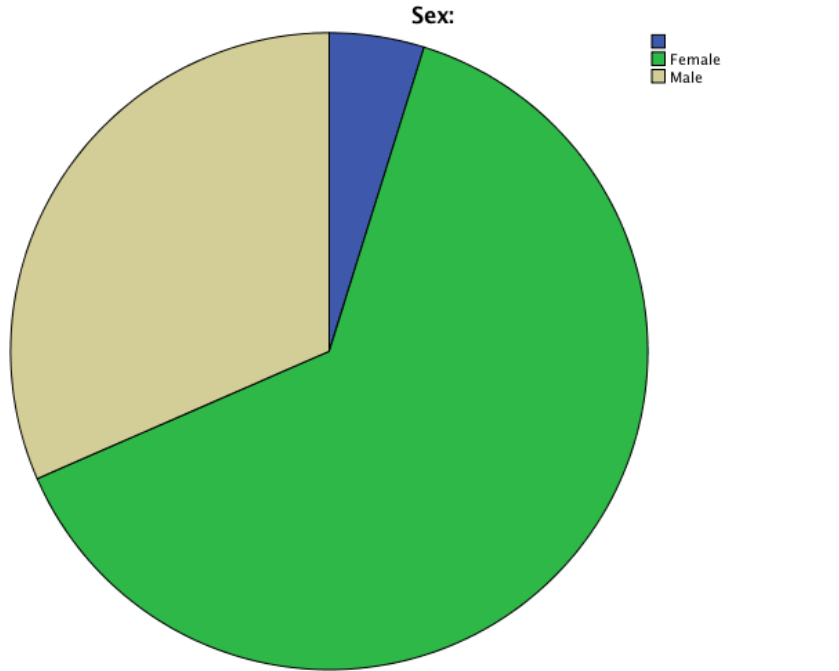
1. Due to the sensitivity of this topic, if at any point you feel uncomfortable, you may stop at any time.
2. There are no physical risks anticipated with this survey, however if you feel as though this topic could create an emotional risk for yourself, you should exit the survey.
3. The participation in this research is your choice. There are no direct benefits to you for participating in the survey, however the knowledge gained from this research has the ability to help victims and lead to stronger policies.
4. My research is being performed so I can receive college credit for my thesis and also to further my own knowledge to aid in the creation of more policies.
5. Your consent to participate in this research is entirely voluntary and your refusal to participate will result in no penalties.
6. If you do consent to participate in this study, you may refuse to answer any question and/or stop your participation at any time.
7. This survey is completely anonymous and confidential. There are no questions that will make your answers identifiable to me.
8. This study will include transmitting data from the Internet, but any communication via the Internet poses minimal risk of a breach of confidentiality.
9. I am the only researcher who will analyze this data and it will be kept on my personal computer.
10. The results will be reported as aggregates and will be used for my final research report and presentation. Again, this data will remain confidential and anonymous.

I would like to thank you for your time to participate in my survey. If you have questions pertaining to the research you can contact: Amber Carlson at 603-321-8781 or email me at [aln68@wildcats.unh.edu](mailto:aln68@wildcats.unh.edu) to discuss them.

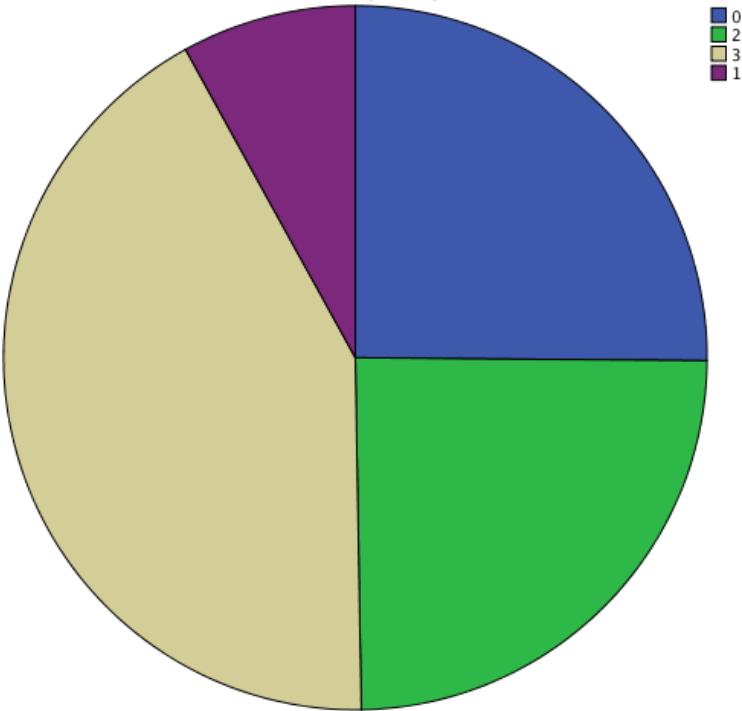
If you have any questions about your rights as a research subject you may contact Dr. Julie Simpson in UNH Research Integrity Services at 603-862-2003 or [Julie.simpson@unh.edu](mailto:Julie.simpson@unh.edu) to discuss them.

By continuing forward, you are acknowledging your understanding of the conditions of this survey and are consenting to participate. Thank you for your time.

### Appendix B: Sample Distribution

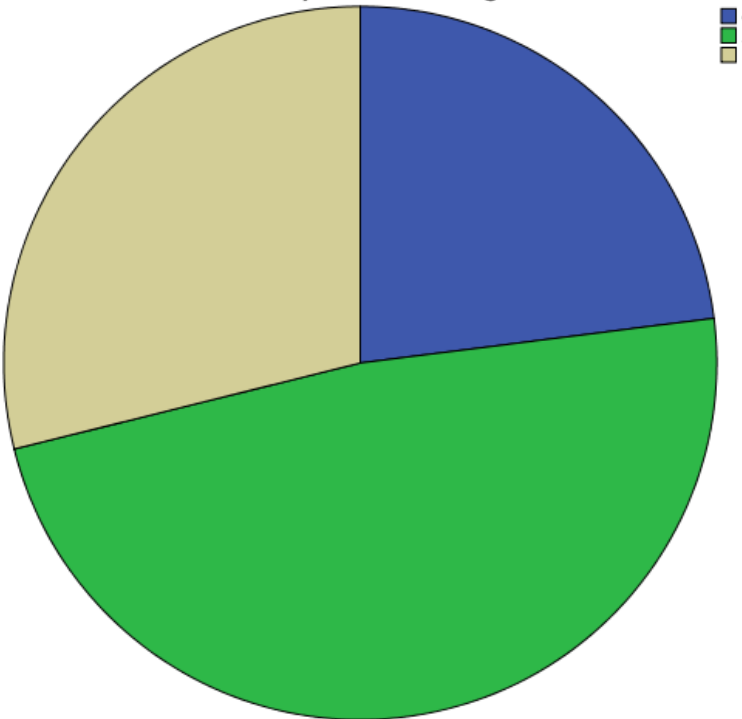


What is your political affiliation?



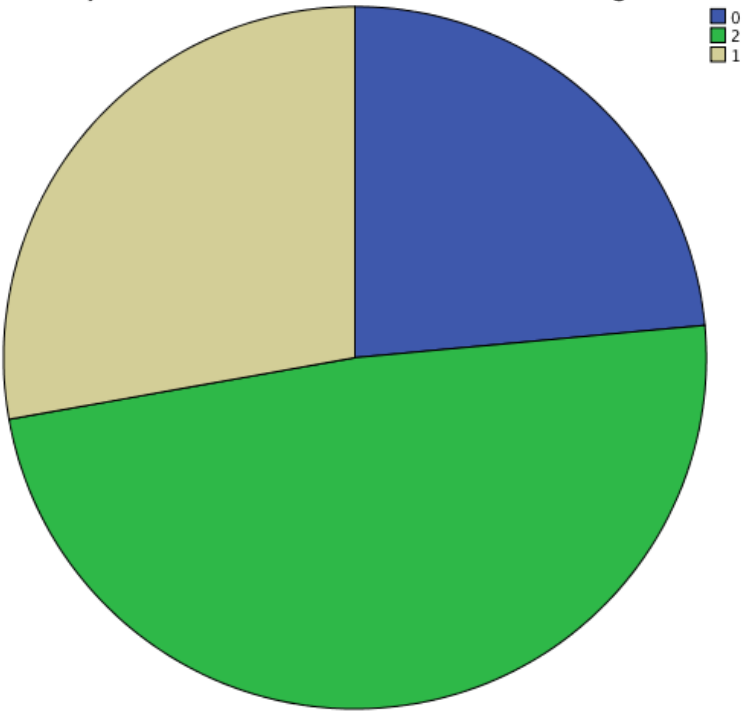
Key:  
1= republican  
2= democrat  
3= independent

Do you have a religious affiliation?



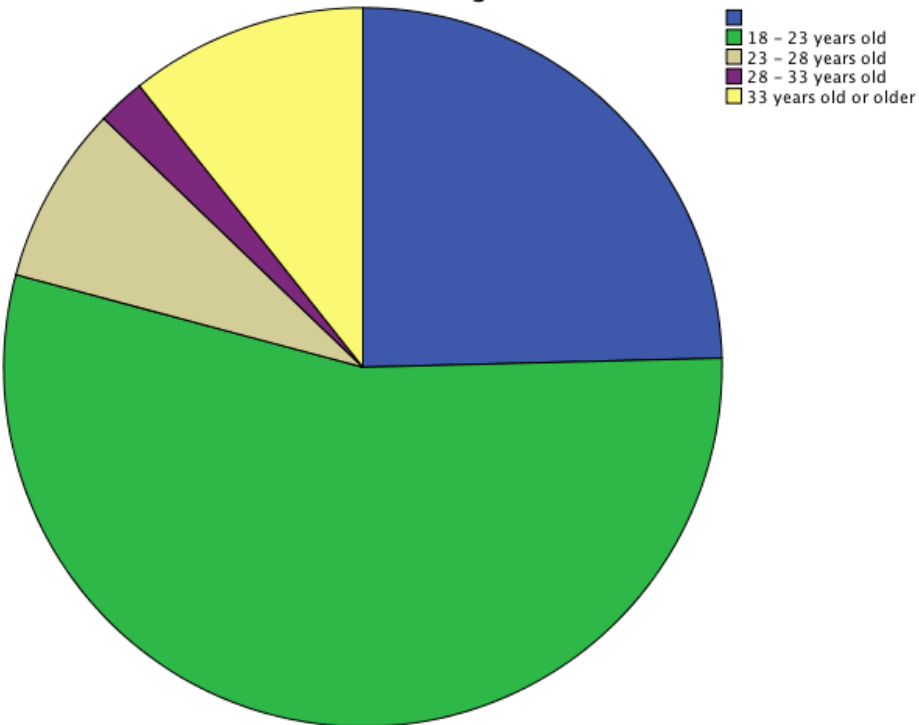
Key:  
1= yes  
2= no

Have you ever taken a course of class discussing sexual assault or rape?



Key:  
1= yes  
2= no

Age:



## Appendix C: Tables and Charts of Data Analysis

### Appendix C-1: Survey A Results

Table 1: Average Rape Myth Acceptance

		Report				
Sex:		RapeMyths_1 -6	RapeMyths_7 -12	RapeMyths_1 3-17	RapeMyths_1 8-22	RapeMyths_1 -22
0	Mean					
	N					
	Std. Deviation					
	Minimum					
	Maximum					
	Range					
	Median					
2	Mean	10.0811	11.4424	6.0690	8.8696	36.4621
	N	37	37	37	37	37
	Std. Deviation	4.17252	4.35272	1.35433	3.56969	10.54304
	Minimum	6.00	6.00	5.00	5.00	22.00
	Maximum	23.00	22.00	11.00	16.00	70.00
	Range	17.00	16.00	6.00	11.00	48.00
	Median	9.0000	11.0000	6.0000	8.0000	35.0000
1	Mean	11.3333	13.0146	7.8686	11.9656	44.1822
	N	24	24	24	24	24
	Std. Deviation	4.13539	4.39617	3.65231	4.90025	15.16975
	Minimum	6.00	6.00	5.00	5.00	22.00
	Maximum	20.00	23.00	21.00	22.00	86.00
	Range	14.00	17.00	16.00	17.00	64.00
	Median	10.0000	13.0000	6.4236	11.0000	42.5000
Total	Mean	10.5738	12.0610	6.7771	10.0877	39.4995
	N	61	61	61	61	61
	Std. Deviation	4.16917	4.40180	2.64570	4.37904	13.01411
	Minimum	6.00	6.00	5.00	5.00	22.00
	Maximum	23.00	23.00	21.00	22.00	86.00
	Range	17.00	17.00	16.00	17.00	64.00
	Median	9.0000	11.6839	6.0000	9.0000	36.0000

Table 2: Average Reporting

Descriptive Statistics			
	Mean	Std. Deviation	N
SMEAN (StrangerRape_Reported)	1.02	.126	63
SMEAN (AcquaintanceRape_Reported)	1.08	.244	63
SMEAN (DatingRape_Reported)	1.62	.864	63
RapeMyths_1-22	39.4995	13.01411	61

Table 3: Average Definition

Descriptive Statistics			
	Mean	Std. Deviation	N
SMEAN (SA_Def_Consistent)	1.48	.492	63
RapeMyths_1-22	39.4995	13.01411	61

Table 4: Independent Samples T-Test

Independent Samples Test								
		Levene's Test for Equality of Variances		t-test for Equality of Means				
		F	Sig.	t	df	Sig. (2-tailed)	Mean Difference	Std. Error Difference
RapeMyths_1-6	Equal variances assumed	.198	.658	1.149	59	.255	1.25225	1.08981
	Equal variances not assumed			1.151	49.590	.255	1.25225	1.08770
RapeMyths_7-12	Equal variances assumed	.056	.814	1.373	59	.175	1.57223	1.14528
	Equal variances not assumed			1.370	48.915	.177	1.57223	1.14775
RapeMyths_13-17	Equal variances assumed	11.295	.001	2.731	59	.008	1.79960	.65886
	Equal variances not assumed			2.313	27.148	.029	1.79960	.77806
RapeMyths_18-22	Equal variances assumed	3.371	.071	2.854	59	.006	3.09604	1.08496
	Equal variances not assumed			2.670	38.635	.011	3.09604	1.15970
RapeMyths_1-22	Equal variances assumed	3.376	.071	2.347	59	.022	7.72013	3.28960
	Equal variances not assumed			2.176	37.329	.036	7.72013	3.54861

Table 5: ANOVA – IRMA and Reporting

Correlations					
		SMEAN (StrangerRape_Reported)	SMEAN (AcquaintanceRape_Reported)	SMEAN (DatingRape_Reported)	RapeMyths_1-22
SMEAN (StrangerRape_Reported)	Pearson Correlation	1	.485**	.057	-.157
	Sig. (2-tailed)		.000	.657	.228
	N	63	63	63	61
SMEAN (AcquaintanceRape_Reported)	Pearson Correlation	.485**	1	.441**	-.062
	Sig. (2-tailed)	.000		.000	.632
	N	63	63	63	61
SMEAN (DatingRape_Reported)	Pearson Correlation	.057	.441**	1	.012
	Sig. (2-tailed)	.657	.000		.925
	N	63	63	63	61
RapeMyths_1-22	Pearson Correlation	-.157	-.062	.012	1
	Sig. (2-tailed)	.228	.632	.925	
	N	61	61	61	61

\*\* . Correlation is significant at the 0.01 level (2-tailed).

Table 6: ANOVA – IRMA and Consistent Definition

**Correlations**

		SMEAN (SA_Def_Consistent)	RapeMyths_1-22
SMEAN (SA_Def_Consistent)	Pearson Correlation	1	.025
	Sig. (2-tailed)		.850
	N	63	61
RapeMyths_1-22	Pearson Correlation	.025	1
	Sig. (2-tailed)	.850	
	N	61	61

*Appendix C-2: Survey B Results*

Table 1: Average Rape Myth Acceptance

**Report**

Sex:		RapeMyths_1-6	RapeMyths_7-12	RapeMyths_13-17	RapeMyths_18-22	RapeMyths_1-22
0	Mean	9.0000	10.4889	7.2991	9.7160	36.5040
	N	1	1	1	1	1
	Std. Deviation	.	.	.	.	.
	Minimum	9.00	10.49	7.30	9.72	36.50
	Maximum	9.00	10.49	7.30	9.72	36.50
	Range	.00	.00	.00	.00	.00
	Variance	.00	.00	.00	.00	.00
2	Mean	11.6970	10.8485	7.1437	9.2057	38.8949
	N	33	33	33	33	33
	Std. Deviation	5.45713	4.31655	3.33224	4.63332	15.19848
	Minimum	6.00	6.00	5.00	5.00	22.00
	Maximum	25.00	23.00	19.00	19.00	81.39
	Range	19.00	17.00	14.00	14.00	59.39
	Variance	29.780	18.633	11.104	21.468	230.994
1	Mean	12.1538	13.3453	7.6933	11.0114	44.2039
	N	13	13	13	13	13
	Std. Deviation	5.56546	5.38327	2.09781	4.48092	15.61261
	Minimum	6.00	6.00	5.00	5.00	22.00
	Maximum	22.00	21.00	13.00	18.00	74.00
	Range	16.00	15.00	8.00	13.00	52.00
	Variance	30.974	28.980	4.401	20.079	243.754
Total	Mean	11.7660	11.5314	7.2991	9.7160	40.3125
	N	47	47	47	47	47
	Std. Deviation	5.38602	4.67009	2.98892	4.56431	15.17615
	Minimum	6.00	6.00	5.00	5.00	22.00
	Maximum	25.00	23.00	19.00	19.00	81.39
	Range	19.00	17.00	14.00	14.00	59.39
	Variance	29.009	21.810	8.934	20.833	230.316



Table 2: Average Reporting

**Statistics**

		SMEAN (Occurrence Reported)	SMEAN (AR_Occurrence Reported)	SMEAN (DR_Occurrence Reported)
N	Valid	47	47	47
	Missing	0	0	0
Mean		1.18	1.27	2.00
Std. Deviation		.621	.680	1.000
Range		4	4	4
Minimum		1	1	1
Maximum		5	5	5

Table 3: Average Consistency of Definition

**Statistics**

SMEAN(DefConsistent)

N	Valid	47
	Missing	0
Mean		1.76
Std. Deviation		.895
Range		4
Minimum		1
Maximum		5

Table 4: Independent Samples T-Test

**Independent Samples Test**

		Levene's Test for Equality of Variances		t-test for Equality of Means				
		F	Sig.	t	df	Sig. (2-tailed)	Mean Difference	Std. Error Difference
RapeMyths_1-6	Equal variances assumed	.029	.866	.254	44	.800	.45688	1.79670
	Equal variances not assumed			.252	21.647	.803	.45688	1.81248
RapeMyths_7-12	Equal variances assumed	2.039	.160	1.646	44	.107	2.49681	1.51673
	Equal variances not assumed			1.494	18.406	.152	2.49681	1.67147
RapeMyths_13-17	Equal variances assumed	1.457	.234	.551	44	.584	.54959	.99730
	Equal variances not assumed			.669	34.813	.508	.54959	.82159
RapeMyths_18-22	Equal variances assumed	.115	.737	1.201	44	.236	1.80566	1.50375
	Equal variances not assumed			1.219	22.726	.235	1.80566	1.48157
RapeMyths_1-22	Equal variances assumed	.001	.976	1.059	44	.295	5.30894	5.01415
	Equal variances not assumed			1.046	21.508	.307	5.30894	5.07445

Table 5: ANOVA – IRMA and Reporting

**Correlations**

		RapeMyths_1 -22	SMEAN (OccurrenceR eported)	SMEAN (AR_Occuren ceReported)	SMEAN (DR_Occuren ceReported)
RapeMyths_1-22	Pearson Correlation	1	-.162	.014	.332*
	Sig. (2-tailed)		.275	.927	.022
	N	47	47	47	47
SMEAN (OccurrenceReported)	Pearson Correlation	-.162	1	.829**	.420**
	Sig. (2-tailed)	.275		.000	.003
	N	47	47	47	47
SMEAN (AR_OccurrenceReported)	Pearson Correlation	.014	.829**	1	.471**
	Sig. (2-tailed)	.927	.000		.001
	N	47	47	47	47
SMEAN (DR_OccurrenceReported)	Pearson Correlation	.332*	.420**	.471**	1
	Sig. (2-tailed)	.022	.003	.001	
	N	47	47	47	47

\*. Correlation is significant at the 0.05 level (2-tailed).

\*\*. Correlation is significant at the 0.01 level (2-tailed).

Table 6: ANOVA – IRMA and Consistent Definition

**Correlations**

		RapeMyths_1 -22	SMEAN (DefConsiste nt)
RapeMyths_1-22	Pearson Correlation	1	.031
	Sig. (2-tailed)		.834
	N	47	47
SMEAN(DefConsistent)	Pearson Correlation	.031	1
	Sig. (2-tailed)	.834	
	N	47	47

Appendix C-3: Survey C Results

Table 1: Average Rape Myth Acceptance

		Report				
Sex:		RapeMyths_1 -6	RapeMyths_7 -12	RapeMyths_1 3-17	RapeMyths_1 8-22	RapeMyths_1 -22
0	Mean	11.1765	12.6338	7.5567	10.4138	41.7807
	N	12	12	12	12	12
	Std. Deviation	.00000	.00000	.00000	.00000	.00000
	Minimum	11.18	12.63	7.56	10.41	41.78
	Maximum	11.18	12.63	7.56	10.41	41.78
	Range	.00	.00	.00	.00	.00
2	Mean	10.5000	12.6138	6.6986	9.6207	39.4331
	N	22	22	22	22	22
	Std. Deviation	3.34877	4.10529	1.82915	4.16058	10.27521
	Minimum	6.00	6.00	5.00	5.00	23.00
	Maximum	16.00	22.00	12.00	23.00	68.14
	Range	10.00	16.00	7.00	18.00	45.14
1	Mean	12.4167	12.6705	9.1297	11.8678	46.0847
	N	12	12	12	12	12
	Std. Deviation	6.66686	6.09545	5.61557	5.20757	21.55892
	Minimum	6.00	6.00	5.00	5.00	27.00
	Maximum	30.00	30.00	25.00	25.00	110.00
	Range	24.00	24.00	20.00	20.00	83.00
Total	Mean	11.1765	12.6338	7.5567	10.4138	41.7807
	N	46	46	46	46	46
	Std. Deviation	4.09048	4.11676	3.20775	3.94697	13.05831
	Minimum	6.00	6.00	5.00	5.00	23.00
	Maximum	30.00	30.00	25.00	25.00	110.00
	Range	24.00	24.00	20.00	20.00	87.00

Table 2: Average Reporting

		Statistics		
		SMEAN (StrangerRape_Reported)	SMEAN (AcquaintanceRape_Reported)	SMEAN (DatingRape_Reported)
N	Valid	46	46	46
	Missing	0	0	0
Mean		1.17	1.33	2.00
Std. Deviation		.584	.609	.869
Range		4	4	4
Minimum		1	1	1
Maximum		5	5	5

Table 3: Average Consistency of Definition

**Statistics**

SMEAN(SA\_ConsistentDef)

N	Valid	46
	Missing	0
Mean		1.43
Std. Deviation		.540
Range		3
Minimum		1
Maximum		4

Table 4: Independent Samples T-Test

**Independent Samples Test**

		Levene's Test for Equality of Variances		t-test for Equality of Means				
		F	Sig.	t	df	Sig. (2-tailed)	Mean Difference	Std. Error Difference
RapeMyths_1-6	Equal variances assumed	3.352	.076	1.123	32	.270	1.91667	1.70748
	Equal variances not assumed			.934	14.096	.366	1.91667	2.05272
RapeMyths_7-12	Equal variances assumed	.162	.690	.032	32	.974	.05666	1.75193
	Equal variances not assumed			.029	16.585	.977	.05666	1.96527
RapeMyths_13-17	Equal variances assumed	5.428	.026	1.876	32	.070	2.43111	1.29570
	Equal variances not assumed			1.458	12.288	.170	2.43111	1.66732
RapeMyths_18-22	Equal variances assumed	.156	.695	1.377	32	.178	2.24713	1.63205
	Equal variances not assumed			1.287	18.800	.214	2.24713	1.74549
RapeMyths_1-22	Equal variances assumed	1.558	.221	1.225	32	.230	6.65156	5.43137
	Equal variances not assumed			1.008	13.784	.331	6.65156	6.59783

Table 5: ANOVA – IRMA and Reporting

**Correlations**

		RapeMyths_1-22	SMEAN (StrangerRape_Reported)	SMEAN (AcquaintanceRape_Reported)	SMEAN (DatingRape_Reported)
RapeMyths_1-22	Pearson Correlation	1	.788**	.840**	.285
	Sig. (2-tailed)		.000	.000	.055
	N	46	46	46	46
SMEAN (StrangerRape_Reported)	Pearson Correlation	.788**	1	.917**	.000
	Sig. (2-tailed)	.000		.000	1.000
	N	46	46	46	46
SMEAN (AcquaintanceRape_Reported)	Pearson Correlation	.840**	.917**	1	.252
	Sig. (2-tailed)	.000	.000		.091
	N	46	46	46	46
SMEAN (DatingRape_Reported)	Pearson Correlation	.285	.000	.252	1
	Sig. (2-tailed)	.055	1.000	.091	
	N	46	46	46	46

\*\* . Correlation is significant at the 0.01 level (2-tailed).

Table 6: ANOVA –IRMA and Consistent Definition

**Correlations**

		RapeMyths_1 -22	SMEAN (SA_ConsistentDef)
RapeMyths_1-22	Pearson Correlation	1	.396**
	Sig. (2-tailed)		.006
	N	46	46
SMEAN (SA_ConsistentDef)	Pearson Correlation	.396**	1
	Sig. (2-tailed)	.006	
	N	46	46

\*\* . Correlation is significant at the 0.01 level (2-tailed).

*Appendix C-4: Survey D Results*

Table 1: Average Rape Myth Acceptance

**Report**

Sex:		RapeMyths_1 -6	RapeMyths_7 -12	RapeMyths_1 3-17	RapeMyths_1 8-22	RapeMyths_1 -22
0	Mean	9.7005	11.4081	6.7955	9.5587	37.4628
	N	1	1	1	1	1
	Std. Deviation	.	.	.	.	.
	Minimum	9.70	11.41	6.80	9.56	37.46
	Maximum	9.70	11.41	6.80	9.56	37.46
	Range	.00	.00	.00	.00	.00
2	Mean	9.1927	9.7151	6.3618	8.5023	33.7720
	N	25	25	25	25	25
	Std. Deviation	3.67276	3.11781	1.98350	3.94293	9.82183
	Minimum	6.00	6.00	5.00	5.00	22.00
	Maximum	24.00	17.00	14.00	21.00	56.00
	Range	18.00	11.00	9.00	16.00	34.00
1	Mean	11.1111	16.1111	8.0000	12.4931	47.7153
	N	9	9	9	9	9
	Std. Deviation	2.14735	4.07567	3.00000	2.80910	8.57020
	Minimum	8.00	9.00	5.00	7.00	33.00
	Maximum	14.00	23.00	14.00	17.00	61.00
	Range	6.00	14.00	9.00	10.00	28.00
Total	Mean	9.7005	11.4081	6.7955	9.5587	37.4628
	N	35	35	35	35	35
	Std. Deviation	3.36498	4.32812	2.32747	3.99131	11.10035
	Minimum	6.00	6.00	5.00	5.00	22.00
	Maximum	24.00	23.00	14.00	21.00	61.00
	Range	18.00	17.00	9.00	16.00	39.00

Table 2: Average Reporting

**Statistics**

		SMEAN (StrangerRape_Reported)	SMEAN (AcquaintanceRape_Reported)	SMEAN (DatingRape_Reported)
N	Valid	35	35	35
	Missing	0	0	0
Mean		1.28	1.43	2.03
Std. Deviation		.763	.991	1.014
Range		4	4	4
Minimum		1	1	1
Maximum		5	5	5

Table 3: Average Consistency of Definition

**Statistics**

SMEAN(SA\_Consistent)

N	Valid	35
	Missing	0
Mean		1.50
Std. Deviation		.757
Range		3
Minimum		1
Maximum		4

Table 4: Independent Samples T-Test

**Independent Samples Test**

		Levene's Test for Equality of Variances		t-test for Equality of Means				
		F	Sig.	t	df	Sig. (2-tailed)	Mean Difference	Std. Error Difference
RapeMyths_1-6	Equal variances assumed	.396	.534	1.470	32	.151	1.91838	1.30498
	Equal variances not assumed			1.870	24.621	.073	1.91838	1.02563
RapeMyths_7-12	Equal variances assumed	.376	.544	4.864	32	.000	6.39604	1.31500
	Equal variances not assumed			4.279	11.555	.001	6.39604	1.49483
RapeMyths_13-17	Equal variances assumed	1.979	.169	1.848	32	.074	1.63818	.88650
	Equal variances not assumed			1.523	10.628	.157	1.63818	1.07581
RapeMyths_18-22	Equal variances assumed	.856	.362	2.780	32	.009	3.99071	1.43529
	Equal variances not assumed			3.260	20.016	.004	3.99071	1.22419
RapeMyths_1-22	Equal variances assumed	1.453	.237	3.766	32	.001	13.94331	3.70240
	Equal variances not assumed			4.022	16.150	.001	13.94331	3.46694

Table 5: ANOVA - IRMA and Reporting

**Correlations**

		RapeMyths_1-22	SMEAN (StrangerRape_Reported)	SMEAN (AcquaintanceRape_Reported)	SMEAN (DatingRape_Reported)
RapeMyths_1-22	Pearson Correlation	1	-.100	-.194	.116
	Sig. (2-tailed)		.566	.265	.507
	N	35	35	35	35
SMEAN (StrangerRape_Reported)	Pearson Correlation	-.100	1	.717**	-.076
	Sig. (2-tailed)	.566		.000	.664
	N	35	35	35	35
SMEAN (AcquaintanceRape_Reported)	Pearson Correlation	-.194	.717**	1	.192
	Sig. (2-tailed)	.265	.000		.269
	N	35	35	35	35
SMEAN (DatingRape_Reported)	Pearson Correlation	.116	-.076	.192	1
	Sig. (2-tailed)	.507	.664	.269	
	N	35	35	35	35

\*\* . Correlation is significant at the 0.01 level (2-tailed).

Table 6: IRMA and Consistent Definition

**Correlations**

		RapeMyths_1-22	SMEAN (SA_Consistent)
RapeMyths_1-22	Pearson Correlation	1	-.117
	Sig. (2-tailed)		.504
	N	35	35
SMEAN(SA_Consistent)	Pearson Correlation	-.117	1
	Sig. (2-tailed)	.504	
	N	35	35

*Appendix C-5: Overall Results*

Table 1: Average Rape Myth Acceptance

**Report**

RapeMyths\_1-22

Sex:	Mean	N	Std. Deviation	Minimum	Maximum	Range
Female	37.1296	119	11.80499	22.00	81.39	59.39
Male	45.0722	59	15.55463	22.00	110.00	88.00
Total	39.7623	178	13.64717	22.00	110.00	88.00

Table 1.5: Average Rape Myth Acceptance in Same-Sex Situations

**Report**

RapeMyths\_1-22

Sex:	Mean	N	Std. Deviation	Minimum	Maximum	Range
Female	40.2165	53	13.74235	22.00	110.00	88.00
Male	39.3442	28	9.42632	22.00	56.00	34.00
Total	39.9150	81	12.36596	22.00	110.00	88.00

Table 2: Independent Samples T-Test

Independent Samples Test								
		Levene's Test for Equality of Variances		t-test for Equality of Means				
		F	Sig.	t	df	Sig. (2-tailed)	Mean Difference	Std. Error Difference
RapeMyths_1-22	Equal variances assumed	1.964	.163	3.791	176	.000	7.94255	2.09528
	Equal variances not assumed			3.459	92.162	.001	7.94255	2.29605
Same-Sex Rape Myths	Equal variances assumed	.149	.700	-3.300	79	.765	-.87227	2.90561
	Equal variances not assumed			-.336	73.536	.738	-.87227	2.59551

Table 3: ANOVA: IRMA and Same-Sex Rape Situations

**Correlations**

		RapeMyths_1-22	RapeMyths_1-22
RapeMyths_1-22	Pearson Correlation	1	-.017
	Sig. (2-tailed)		.878
	N	178	81
RapeMyths_1-22 <sup>a</sup>	Pearson Correlation	-.017	1
	Sig. (2-tailed)	.878	
	N	81	81

a. Same-Sex Rape