


Belknap County Fair



August 3-4, 2024

Belknap County Fair	1
2024 Belknap County Fair Dedication	5
Belknap Fair Board of Directors.....	6
Hours	6
Fees.....	6
Parking.....	7
Belknap County Fair General Rules.....	7
4-H Registration Information.....	7
Schedule of Events.....	8
4-H Exhibitors and Families Youth Code of Conduct	9
Empower Youth to THRIVE!	10
General 4-H Barn Exhibit Hall Information.....	11
4-H Barn Divisions	12
01: Club Exhibit.....	12
02: Landscape.....	14
03: Art.....	14
04: Creative Crafts.....	15
05: Upcycling	15
06: Photography	16
07: Clothing.....	16
08: Food and Nutrition	17
09: Food Preservation	18
10: Healthy Living.....	19
11: Home Horticulture	19
12: Gardening	20
13: Forestry, Maple Products, Honey.....	22
14: Natural Science.....	22
15: Wood Working	23

16: STEM.....	24
17: Livestock	25
18: Youth Exhibit.....	25
19: Other	26
20: Poster	27
21: Fence Talks.....	27
22: Barn Quilt Display.....	29
23: Conference Judging	30
4-H Animal Divisions	31
Class AA – Poultry	31
Class BB – 4-H Swine	33
Class CC – 4-H Beef.....	34
Class DD – 4-H Dairy	35
Class EE - 4-H Working Steers	38
Class FF – 4-H Horse Show	40
Class GG – Sheep Show	43
Class HH - 4-H Dairy Goat Show.....	45
Class II – 4-H Dog Show	47
Class JJ – 4-H Rabbit and Cavy	52
Open Divisions and Exhibits	54
01: Working Steers Open Show.....	54
02: Open Draft Horse & Pony Obstacle Course.....	55
03: Open Ox Pulling	56
04: Open Fair Photography and Art Show: Amateurs Only	58
Commissioner Of Agriculture’s Award for Agricultural Excellence.....	60
Attachments:.....	61
Attachment 1: Instructions for 4-H Member Registration.....	62
Attachment 2: 4-H Animal Show Entry Rules and Regulations	63

Attachment 3: 2024 King Arthur Baking Contest 66

Attachment 4: Belknap County Fair Camping Regulations 73

Attachment 5: New Hampshire Health Regulations for 2023 New Hampshire
Fairs and Shows 77

2024 Belknap County Fair Dedication



Emma, Ami, and Roger Davidson, 4-H Presents 2023

The Belknap County Fair Board of Directors and Belknap County 4-H Extension Staff are pleased to dedicate the 2024 Belknap County Fair to the Davidson Family.

The Davidson Family have been an active part of 4-H in Belknap County for the past eight years. They are always willing to lend a helping hand even when they are not asked. In 2023, they could be found at clean up days at the fair-painting and repairing buildings, during the fair helping youth have a positive experience exhibiting projects, showing animals, and running the root beer float stand. Although the Davidson family was not able to attend the 2023 Fall Festival, they helped prepare and clean up the festival. They are devoted to 4-H and very deserving of this dedication.

Emma is an active member and leader of her club 4-H Compass Club. She is also a 4-H Ag Ambassador, 4-H Pollinator Ambassador, and a Belknap County Youth Leadership Team Member. In 2023, she earned the Governor's Trophy. When asked about what she is the proudest of she mentioned the Cow to Table project that her club did. Emma has traveled to Atlanta, GA and to Washington DC with 4-H. When not busy with 4-H events, Emma can be found working on her Girl Scouts Project and in Future Farmers of America.

The inspiration behind Emma are her parents- Ami and Roger. Roger is a past recipient of the Friends of 4-H Award because he is always there to lend a helping hand. When you see the famous Hawaiian 4-H shirt you know he means business! Ami is a past recipient of the 4-H Leader of the Year Award and most recently Friend of the Belknap County Fair Award. She is the founder and leader of the Compass 4-H Club helping countless youth make the Best Better! Grammy is not pictured in the photo, but she is an important part of this team helping where she can. Congratulations Emma, Ami, and Roger Davidson!

“The Davidsons spend a great amount of time at the Fairgrounds taking pride in everything they do. They instill great core values in their child and the children in their

4H club. They really shine when it comes to Teamwork. Their dedication, time, and efforts at the fairgrounds to make everything look better, has not gone unnoticed. The Davidsons are more than deserving of this recognition.”

-Kathy DeNutte

Belknap Fair Board of Directors

President	Earl Leighton
Vice President	Brian DeNutte
Secretary	Kathy DeNutte
Treasurer	Sharon Hampton
Past President	Fran Wendelboe
General Members	Timothy Bartlett Sarah Gardener Robin Stiles Mike Boyce Ames Sorell
4-H County Educator	Karen Deighan

Hours

Saturday, August 3rd: 8 am to 6 pm

Sunday, August 4th: 8 am to 5 pm

Fees

Children (Under 10)	FREE
Adults (10 and up)	\$10.00
Senior Citizens (65 and up)	\$5.00

Military (with ID)	FREE
Police, Fire, and EMS (with ID)	\$5.00
Overnight Camping	\$15.00 per night

Parking

- Please Park vehicles in authorized locations only.
- No vehicles will be allowed to travel on the fairground premises from 8:00-6:00 on Saturday, and 8:00-5:00 on Sunday.

Belknap County Fair General Rules

- Vehicles will not be allowed onto the premises to transport animals during fair hours.
- Overnight camping is allowed only with pre-registration through Robin Stiles of the Belknap County Fair Board (See Attachment 4)
- All animals on the grounds need proof of rabies inoculation.
- No dogs, except those registered for the dog show and service dogs, will be allowed on the fairgrounds.
- Premiums may be withheld, by the Fair board, from anyone not complying with any rule or regulation in any 4-H Class, or for any behavior that brings discredit to 4-H or the fair. The fair reserves the right to prorate premiums, if necessary.
- The superintendent of each department will handle all questions. All exhibitors must comply with the rules and decisions of superintendents.
- No drugs, alcoholic beverages or unauthorized firearms are allowed on the fairgrounds.
- There will no skateboard, rollerblades, or bicycles allowed during the fair.

4-H Registration Information

Registration for 4-Hers will be completed through Fair Entry. The link to register is:

Belknapcountyfair.fairentry.com

The registration deadline for all entries is Friday, July 12, 2024.

4-H Members and their families should register using the “Sign In with 4HOnline” option using their 4-H Online credentials. 4-H members are required to complete the 4-H Exhibitor Expectation statement and upload the completed form in their exhibitor information.

If you are **registering for any open exhibit or event** and **are not** a part of 4-H, you will need to register separately by contacting the Belknap County Fairgrounds.

See **Attachment 1: Instructions for 4-H Member Registration** to view a guide to registration.

To view other resources:

- 4-H Exhibitors: https://media.unh.edu/media/t/1_qp527a0b
- Further instructions and resources are available at: [Resources for Families Making Entries – FairEntry Help Center \(zendesk.com\)](#)

Once you have signed in, you will need to enter your exhibitor information (if not pre-populated from 4-H Online). Then, you will add Entries in the Department, select from your preferred Division (4-H Barn, 4-H Beef, etc.), and then finally select your Classes. You will need to register for each class separately (i.e., if you register for a Beef Market Class, you will **also** need to register for your Beef Showmanship class).

Triplicate forms are no longer accepted in the 4-H Barn Exhibit for any 4-H Youth Member Exhibit. Any exhibits submitted through a triplicate form will not be eligible for premiums. Please ensure that you answer the registration questions in FairEntry so that we can build your entry labels for you. The labels will be available at the front table of the barn during the set-up days.

For both registration methods, it is **critical** that your address is listed correctly. This address will be used to mail out premiums after the fair.

Schedule of Events

All exhibitors and their animals must be on the fairgrounds no later than 7:30am Saturday.

SATURDAY	
8:00am	4-H Working Steer Show
9:00am	Exhibit Hall Opens 4-H Horse Show

10:00am	4-H Dairy Goat Show 4-H Fence Talks
1:00pm	4-H Poultry Show 4-H Sheep Show
2:00pm	4-H Beef Show
	4-H Dairy Show
6:00pm	Exhibit Hall closes 4-H Potluck Dinner
SUNDAY	
8:00am	Open Oxen Pulling OPEN Working Steer Show
9:00am	4-H Exhibit Hall Opens OPEN Draft Show 4-H Dog Show
9:30am	4-H Swine Show
12:00pm	4-H Rabbit and Cavy Show 4-H Fence Talks
4:00pm	Belknap County Pie Auction and 4-H Awards Ceremony
5:00pm	Dismissal AFTER the 4-H Awards Ceremony

4-H Exhibitors and Families Youth Code of Conduct

The 4-H Youth Development Program is an important part of the Belknap County Fair. Standard 4-H conduct is expected for the entire time that a 4-H exhibitor is on the fairgrounds. Extension and 4-H Staff will not be responsible for 4-H exhibitors staying overnight on the fairgrounds. Parents/guardians are expected to supervise their children or designate an adult

who agrees to provide supervision. 4-H Exhibitors are required to download the fair expectation sheet, complete and sign, and then upload it when registering.



Using the Danish System to cultivate youth who THRIVE!

Empower Youth to THRIVE!

“To Make the Best Better,” is our 4-H motto. This implies that we need to know what our best is before we can make it better. Our motto asks how well we’re doing now, and encourages us to consider how and where we can improve.

A 4-H project is not an end in itself, and does not illustrate all the learning that takes place before and after the project is complete; it displays a portion of what the 4-H member is capable of doing and shows what they have accomplished and created.

The TOTAL development of the 4-H member is the most important. Creating, sharing, exhibiting, and judging can help 4-H'ers develop various life skills in positive and healthy ways. These 4-H projects help young people gain technical and soft skills as they move through each project, contributing to academic and vocational success.

What is the Danish System?

In 4-H, we target the learning process to help young people build essential life skills to thrive. The Danish system is a method to evaluate a participant’s project relative to the standards developed for that class or contest. This system is not used to evaluate participants against other participants or other items. The Danish system highlights areas of success and topics that may need improvement to encourage youth to challenge themselves, set goals and receive constructive criticism. The participant’s hard work is recognized as each participant learns to improve their skills “to make the best better.” While no evaluation system is perfect, the Danish system helps 4-H develop top quality youth instead of focusing on blue ribbon projects.

4-H is Positive Youth Development

Research shows that participation in high quality 4-H programs increases thriving in youth, and thriving youth achieve important developmental outcomes, such as academic motivation and important skills needed to enter the workforce.

General 4-H Barn Exhibit Hall Information

Superintendent, Karen Deighan, (603) 527-5475

Hours: Saturday: 9:00 am to 6:00 pm

Sunday: 9:00 am to 4:00 pm

Requirements

- All indoor exhibits must be set up by **8:00 pm on Thursday** by club members and remain in place until **5:00 pm on Sunday**, *unless prior consent is given by superintendent*
- A club can only be entered in one category: a club display OR an educational exhibit. Exhibits should expand on the Fair Theme: **Fair Necessities: 4-H is the heart and backbone of a great fair!**
- Projects or articles exhibited in 4-H classes must represent 4-H project work done since June 1 of last year and articles not previously exhibited at the Fair. All entries are exhibited at member's own risk
- Members 8 – 18 will receive awards as well as premium money. Awards are according to the Danish System. Unless the exhibit and/or article was judged in the wrong Division or Class, **all judge's decisions are final.**
- Exhibitors entering an article in any "advanced" division must provide a description of construction, creative techniques used, work done and number of hours to complete the project. You can provide this information in your entries during registration in Fair Entry. Failure to do so will result in loss of points.
- Projects entered should be of good quality and show the member's ability and talent appropriate to age level. Projects not making satisfactory exhibits may be disqualified.

4-H Age Divisions

Cloverbuds – members under 8 as of January 1, 2024

Junior – members 8-11 as of January 1, 2024

Intermediate – members 12-13 as of January 1, 2024

Senior – members 14-18 as of January 1, 2024

Registration

Tripartite forms for individual displays will not be accepted for premiums in 2024. All displays should be pre-registered in Fair Entry and should have the entry tag attached and visible to the judge. When setting up in the barn, entry tags will be printed out according to what was entered in Fair Entry.

For clubs exhibiting multiple entries from several 4-Hers, special consideration should be given to having all entries organized by person, if possible. For example, Billy's exhibits should not be mixed in with Molly's; Billy's entries should be set up next to the rest of his own exhibits, and Molly should have her own section. Essentially, it is preferable to have a section for each 4-Her within the overall club display to make it easier for the judges to locate your entries.

Triplicate forms will **only** be accepted for Club Exhibits and Barn Quilt Exhibits. Individual entries must be registered in Fair Entry to be eligible for premiums.

4-H Barn Divisions

01: Club Exhibit

Clubs will submit Triplicate forms for their Club Exhibits in place of registration in Fair Entry. Triplicate forms must be submitted on the day of set up.

All group exhibits in the following classes will be arranged by clubs and set up by the 4-H members with support of their 4-H Leaders. 4-H Premiums will be paid to the 4-H Club. Division 5 and 6 are for Independent 4-H members.

Class 1: 4-H Club Exhibit OR 4-H Family.

Class 2: 4-H Club Educational Exhibit: Constructed by 5 or more members or 50% of members exhibiting on an educational theme related to the club, community service, or project activities.

Class 3: 4-H Club Scrapbook: Only the current year's pages will be judged and must be separated from previous pages.

Class 4: 4-H Club Scarecrow: Constructed by 5 or more members or 50% of members exhibiting.

Class 5: **4-H Independent Exhibit OR 4-H Member: Theme related to the project or fair theme (Let the Good Times Grow).

Class 6: **4-H Independent Educational Exhibit: Educational theme related to member's project area.

Class 7: 4-H Member Record Book/Animal Records

Class 8: 4-H Club Secretary Book (current year only)

Class 9: 4-H Club Treasurer's Book (current year only)

Club/Independent Exhibit:

Exhibit attracts attention and holds interest	25
Exhibit expands in fair theme	25
Exhibit shows accomplishments *	25
Quality of articles/workmanship	25
	100

*Includes item(s) from Class. 7, 8, or 9

Club/Independent** Education Exhibit:

Attracts attention and holds interest	25
Conveys message	25
Effective title	25
Workmanship	25
	100

**An Independent Member is a 4-H member registered as an Independent and not registered as a member of any 4-H Club.

Premiums	Grade A	Grade B	Grade C
Class 1, 2	15.00	10.00	8.00
Class 3, 4, 5, 6	8.00	6.00	4.00

Class 7, 8, 9	4.00	2.00	1.00
---------------	------	------	------

02: Landscape

The Landscape Contest may be located on any area of the fairgrounds. You must register with 4-H for a location and size requirements. You may use flowers, rocks, trees or most any natural element. Commercial exhibits may incorporate their sign into the design.

Class 1: 4-H Club of four or more people

Class 2: Individual/family/or non 4-H Club

Class 3: Commercial

Premiums	Grade A	Grade B	Grade C
Class 1	50	40	30
Class 2	15	13	10
Class 3	Ribbon Only		

03: Art

The following mediums fall in this category: paint, pencil, pen, crayon, ink, and charcoal.

(Limit 10 items, no duplicates, must all be original work)

Class 1: Beginner – Up to 2 hours work using a simple one-idea theme

Class 2: Intermediate – 3-9 hours work using a one-idea theme

Class 3: Advanced – 10 or more hours work demonstrating advanced design and use of color. Must be accompanied by a description of construction, creative techniques, work done and number of hours to complete project. This is required to be considered for a blue ribbon.

Premiums	Grade A	Grade B	Grade C
Class 1	1.00	.75	.50
Class 2	2.00	1.50	.75

Class 3	4.00	2.50	1.00
---------	------	------	------

04: Creative Crafts

All articles are judged according to age of member, quality of article, difficulty, skill, creativity, and time involved. Enter number of years in project on entry card. All articles exhibited must have been done as a 4-H project. NOTE: The purpose of having 3 divisions is to encourage quality work. Judges may move articles from one division to another if they feel an article is inappropriately placed. For example, a really creative and detailed Popsicle stick craft may be moved up to Division 3 by the judge. By the same token, a mobile might be lowered to division 1 by the judge.

(Limit 10 items in total, no duplicates, must all be original work)

Class 1: Simple Crafts - This category is for simple crafts taking 1 to 2 hours to complete. Examples are kits, Popsicle stick crafts, etc.

Class 2: Intermediate Crafts – This requires moderate skill, creativeness and time (3 to 6 hours). Examples include nature crafts, paper mâché, wood burning, etc.

Class 3: Advanced – Finished articles and complicated crafts requiring 7 or more hours of work. NO kits. This is the most advanced section reserved for outstanding articles in any media. Must be accompanied by a description of construction, creative techniques, work done and number of hours to complete project. This is required to be considered for a blue ribbon.

Premiums	Grade A	Grade B	Grade C
Class 1	1.00	.75	.50
Class 2	2.00	1.50	.75
Class 3	4.00	2.50	1.00

05: Upcycling

Upcycling is taking something that you are throwing away and making it into something that maintains or improves the quality of the materials. The designs will be judged on quality, use, and creativity. Limit 5 per member.

Class 1: Simple Up-cycling - This is for the simplest items. Example: turning a feed bag into a tote bag.

Class 2: Intermediate Up-cycling – Requires moderate skill, creativity, and time

Class 3: Advanced Up-cycling – No kits. Must include finished article and use complicated items. Must be accompanied by a description of construction, creative techniques, work done and number of hours to complete project. This is required to be considered for a blue ribbon.

Premiums	Grade A	Grade B	Grade C
Class 1	1.00	.75	.50
Class 2	2.00	1.50	.75
Class 3	4.00	2.50	1.00

06: Photography

All pictures must be taken and effectively displayed by the 4-H member. Pictures may be either color or black & white. Indicate on exhibit tag camera used and method of printing, along with any alterations made to touch up or improve photo. Care must be taken in composition and framing of photos. Limit 5 per member.

Class 1: Single Photo, mounted

Class 2: Advanced – A collection of two to five photographs the follow a theme or tell a story or a portrait (5x7 or larger), matted and framed, or a panorama – a series of pictures representing a continuous scene. Must be accompanied by a description of construction, creative techniques, work done and number of hours to complete project. This is required to be considered for a blue ribbon.

Premiums	Grade A	Grade B	Grade C
Class 1	2.00	1.50	.75
Class 2	4.00	2.50	1.00

07: Clothing

Limit 5 per member.

Class 1: Beginner sewing - Needle book, pin cushion, potholder, sewing box, slippers, laundry bag, kitchen apron, accessory such as scarf, simple stuffed toy, tote bag, knapsack, placemats and napkins, pillow, book bag, shoe bag, duffel bag, fish-gear bag, pack sack, sewing on a button, sleeping bag cover, chef's apron, slacks, shorts, skirt with an elastic waist.

Class 2: Intermediate sewing - Simple blouse, simple cotton dress, simple cotton shirt, T-shirt, culotte dress, slacks, shorts, skirt, culottes with zipper, jams, sundress, beach wear, warm sack, vest, unlined non-wool jacket, nightgown, pajamas, robe, housecoat, warm-up suit, jogging suit, sleeved dress, long-sleeved blouse, stuffed toy.

Mount and identify 10 different fabric samples and include garment care instructions.

Class 3: Advanced sewing - Garments made of knit, stretch, bonded, deep pile, leather, wool, dressy fabrics, nylon, rip stop, plaids or complicated patterns. Tailored suit, pantsuit, car coat, jacket, or coat. Must be accompanied by a description of construction, creative techniques, work done and number of hours to complete project. This is required to be considered for a blue ribbon.

Premiums	Grade A	Grade B	Grade C
Class 1	1.00	.75	.50
Class 2	2.00	1.50	.75
Class 3	4.00	2.50	1.00

08: Food and Nutrition

Foods in all Classes must be homemade. All foods must be brought in covered with clear plastic or bags. **Perishable items ONLY may be brought in between 11:30 AM & 12:00 PM on Friday.** (5 entries allowed per Class – no duplicates).

Class 1: Beginner - A lunch box, nutritious snack food, nutrition poster, raw vegetable snack tray, recipe box with 15 recipes for first year with five additional for each year of cooking (requires a card with the number of years in cooking project), ½ quick bread, one unfrosted cake, three biscuits, three muffins, three pieces of homemade candy, three cookies, three bars, or three unfrosted cupcakes.

Class 2: Intermediate - Frosted cake (not decorated), a week of menus for lunches, homemade cheese, butter or yogurt. Collection of three biscuits, muffins, cookies, bars, or unfrosted.

Class 3: Advanced - Three raised rolls, three breadsticks, one yeast cake, three doughnuts, pie, strudel, three puff pastries, three turnovers, ½ pt. home-made ice cream. Poster with samples and descriptions of ten herbs and how to use them. Must be accompanied by a description of construction, creative techniques, work done and number of hours to complete project. This is required to be considered for a blue ribbon.

Premiums	Grade A	Grade B	Grade C
Class 1	1.00	.75	.50
Class 2	2.00	1.50	.75
Class 3	4.00	2.50	1.00

09: Food Preservation

(Limit: 5 entries per class) Canning: Must use jars with screw-top lids. No bale jars allowed.

Pint jars are preferred. Labels available at the 4-H Extension Office. Jars should be clean.

Must use current USDA-recommended processing. Information available on Extension website.

Entries must be labeled if pressure cooker or water bath method used and processing time.

Freezing: use transparent container or bag. Dried foods: use suitable containers for exhibiting. Each entry must be dated.

Class 1: Beginner – canning or freezing – one container of a food product. Member and parent/leader worked together on the project. Label as per directions above for processing method.

Class 2: Canning, freezing, or drying. Completed by the member alone. A collection of three different jellies, jams, preserves, or marmalades, pickles or relishes. Freezing: A collection of three fruits and / or vegetables. Dried foods: A collection of three different vegetables, fruit, or herbs. Label canning as per directions above for processing method.

Class 3: Canning, freezing, or drying. Completed by the member alone. A collection of five different jellies, jams, preserves, or marmalades, pickles or relishes. Freezing: A collection of five fruits and / or vegetables. Dried foods: A collection of five different vegetables, fruit, or herbs. Label canning as per directions above for processing method. Must be accompanied by a description of construction, creative techniques, work done and number of hours to complete project. This is required to be considered for a blue ribbon.

Premiums	Grade A	Grade B	Grade C
Class 1	1.00	.75	.50
Class 2	2.00	1.50	.75
Class 3	4.00	2.50	1.00

10: Healthy Living

Class 1: Beginner – Article, workbook on health, fire safety, bicycle safety, personal care, “Safe at Home”

Class 2: Intermediate – Article, display on first aid, dental care, physical fitness, childcare safety, safety in the home, woodstove safety, using power equipment safely, etc.

Class 3: Advanced - Display an educational exhibit on first aid, diet and exercise, alcohol & drug abuse prevention, automobile or motorcycle safety, chainsaw safety, using power equipment safety, fire prevention, mental health, etc. Must be accompanied by a description of construction, creative techniques, work done and number of hours to complete project. This is required to be considered for a blue ribbon.

Premiums	Grade A	Grade B	Grade C
Class 1	1.00	.75	.50
Class 2	2.00	1.50	.75
Class 3	4.00	2.50	1.00

11: Home Horticulture

(Limit: 5 entries in each Class)

Class 1: Beginner - Annual flowers grown by the exhibitor – three stems of each – five entries only. A bud vase arrangement of silk, dried or fresh flowers (one entry in each). A decorated swag of Christmas greens, or boutonniere. Perishable items (fresh flowers/greens) may be brought in between 11:30 AM & 12:00PM on Friday. Limit 5 per member.

Class 2: Intermediate – A dish garden or window box with five or more types of plants.

Perennial flowers or flowers grown from bulbs or corms, three stems of each. Simple arrangements of silk, fresh or wildflowers in a vase or basket – three entries only – no duplicates. Simple corsage, fresh or silk – two entries only. A Christmas greens centerpiece, terrarium, cone wreath, grouping of three houseplants. Limit 5 per member.

Class 3: Advanced - Notebook, drawings or photographs of flowerbeds or borders, landscaping or lawn care accomplished. Careers in horticulture. Cold frame or greenhouse constructed. A collection of three arrangements of silk, dried, fresh or wildflowers showing three different arrangement styles. A collection of cut flowers grown by the exhibitor, at least four varieties with three or more stems of each variety in a container. Varieties to be labeled. A decorated wreath of Christmas greens. Must be accompanied by a description of construction, creative techniques, work done and number of hours to complete project. This is required to be considered for a blue ribbon.

Premiums	Grade A	Grade B	Grade C
Class 1	1.00	.75	.50
Class 2	2.00	1.50	.75
Class 3	5.00	3.00	2.00

12: Gardening

Select vegetables of market size that are as near alike in size, shape, color and degree of ripeness as possible. When preparing vegetable for show, keep the following tips in mind:

- Vegetable should be clean and free of worms/disease.
- Exhibits should be labeled with variety name, if known. Example: Summer Squash: Early Prolific
- Remove outer leaves from cabbage.
- Remove the silk from corn, keep the husks.
- Leave 1 – 2 inches of top on beets, carrots, and parsnips and do not trim the roots.

- Leave outer protective skins on onions.
- Wash carefully, being careful not to scrub off skin.
- Dried beans and peas may be packed in jars.
- Put cherry tomatoes in half-pint plastic basket.
- A booklet on preparing exhibits to show is available from the Extension Office.
- Exhibits may be displayed on paper plates, please do not cover with plastic wrap.

Packing Instructions

- Three each: beets, carrots, red and / or green tomatoes, hot and / or sweet peppers, onions, parsnips, turnips, potatoes, sweet corn, apples, peaches or other tree fruit.
- One each: cabbage, cauliflower, broccoli, kohlrabi, celery, melons, eggplants, pumpkins, winter squash, gourd (full-size) and okra.
- Two each: cucumbers, summer squash, zucchini squash, and miniature gourd.
- Five each: string beans or shell beans, or peas in pods.
- One-half pint: shell, lima, dry or soybeans or peas, cherry tomatoes, and berries.
- One bunch of: Swiss chard, spinach, bunching onion – should be displayed in a container of water.

Perishable items (fresh vegetables) may be brought in between 11:30 AM & 12:00pm on Friday.

Class 1: Beginner - Individual/Family Garden: Individual plates of any variety of garden vegetable in quantities listed (no more than three plates). Novelty vegetable exhibit – an animal or other project made from seeds, gourds, and / or vegetables. **Class 2:** Intermediate - Individual/Family Garden: A collection of five varieties of garden vegetables in quantity listed above. To be exhibited in a box or bowl of suitable size. Horticulture record book with garden plan or garden yields.

Class 3: Advanced - Individual/Family Garden: A collection of ten varieties of garden vegetables in quantity listed above. To be exhibited in a box or bowl of suitable size. One peck of any vegetable grown in quantity (potatoes, corn, beans, tomatoes, cucumber or squash.) One pint of any cultivated berry grown in specialized garden. Record book of garden plan, crop harvested, and money earned. Plates of fruit (limit five entries). Collection of ten (10) dried or fresh herbs attractively displayed. Must be accompanied by a description of construction, creative techniques, work done and number of hours to complete project. This is required to be considered for a blue ribbon.

Premiums	Grade A	Grade B	Grade C
----------	---------	---------	---------

Class 1	1.00	.75	.50
Class 2	4.00	2.00	1.00
Class 3	4.00	2.50	1.00

13: Forestry, Maple Products, Honey

Class 1: Beginner - Cone, twig, and / or wood collection of at least ten specimens, mounted and properly labeled, ½ pt. jar of maple syrup, one pint or larger, glass container of chunk comb honey.

Class 2: Intermediate - Twig, leaf, and / or wood collection of at least 15 specimens, mounted and properly labeled. Pint jar of maple syrup, ¼ lb. maple sugar. Exhibit showing approved method of woodlot improvement or planting (may be map, diagram, or 14"x22" poster). Potted Christmas tree grown by exhibitor. One 1 lb. box of comb honey.

Class 3: Advanced - Twig, leaf and / or wood collection of at least 25 specimens. Quart jar of maple syrup, ½ lb. molded maple sugar candies. One 8oz fluid ounce, or larger, glass container of extracted honey. Set of 6-10 mounted photographs showing fuel wood cut and / or woodlot improvement done by member. Educational display of ten or more kinds of firewood. Display of ten insects that damage trees and kind of damage they cause identified and mounted. Must be accompanied by a description of construction, creative techniques, work done and number of hours to complete project. This is required to be considered for a blue ribbon.

Premiums	Grade A	Grade B	Grade C
Class 1	1.00	.75	.50
Class 2	2.00	1.50	.75
Class 3	4.00	2.00	1.00

14: Natural Science

Any article, collection or exhibit, made as part of Natural Science Project may be entered. Entries may be exhibited in Soil, Water, Wildlife, and Energy Conservation as related to nature, Bird Study, Entomology, Marine or Ocean Awareness, Rocks and Minerals, and Weather.

Current-year collection only to be judged – must add designated number of collections to qualify.

Class 1: Beginner - Example: 5-10 or more rocks and minerals w/ID cards, bird list, wild-life tracks, poster or mounted identified examples of fishing equipment, tackle lures, bait, and tied flies OR tackle box, 5-10 wildflowers (pressed), collection of 5-10 insects mounted and identified. Limit 5 per member and requiring up to 2 hours of work.

Class 2: Intermediate - Example: 15 or more rocks and minerals with ID cards.

Workbook identifying 15 or more NH tide pool inhabitants, windmill or solar exhibit. 1020 wildflowers, pressed, mounted and identified. Hand-tied flies completed by member, collection of 10-20 insects mounted and identified. Limit 5 per member, requires 3 to 6 hours of work.

Class 3: Advanced - Example: 20 or more rocks and minerals with ID cards, or 20 or more marine wildlife found off N.H. coast. Workbook or exhibit of N.H. Fish & Game fishing regulations and / or ethics. A display of seeds and other foods for winter-feeding of birds. Identify birds attracted to the various feeds. 20 or more wildflowers pressed, mounted and identified, collection of 20 insects mounted and identified. No limit. Must be accompanied by a description of construction, creative techniques, work done and number of hours to complete project. This is required to be considered for a blue ribbon.

Premiums	Grade A	Grade B	Grade C
Class 1	1.00	.75	.50
Class 2	2.00	1.50	.75
Class 3	5.00	3.00	2.00

15: Wood Working

Any article made or repaired as part of Wood Science Project may be entered. Each entry must be a different article. Article must be natural, stained or clear finish to be eligible for these premiums. Articles may be exhibited as listed under the following Classes.

Class 1: Beginner - Beginner projects – sandpaper block, napkin holder, letter holder, key holder, bookends, simple wood toys, nest shelf for robins, stilts, note holder, tie rack, cutting boards or similar article, items constructed from pre-cut pieces. Limit 5 per member.

Class 2: Intermediate - Projects: tool box, bird feeder, footstool, bird house, clothes rack, shadow boxes, book rack, shoeshine kit, wooden games, garage creeper, sawhorse and other similar projects, firewood basket, lawn stool, or tool rack – no kits.

Limit 5 per member

Class 3: Advanced - Projects: gun rack, workbench, chair, rollaway tool rack, camping kitchen, desk, bookcase, picnic table, tables, Purple Martin birdhouses and similar articles. Must be accompanied by a description of construction, creative techniques, work done and number of hours to complete project. This is required to be considered for a blue ribbon.

Premiums	Grade A	Grade B	Grade C
Class 1	1.00	.75	.50
Class 2	2.00	1.50	.75
Class 3	4.00	2.50	1.00

16: STEM

Class 1: Beginner - Simple article requiring 1- 3 hours of work. Examples: metal project, tin punch etc. Simple switch, buzzer. Simple model of auto, plane, ship or train, etc. Rocketry – skill level 1 & 2 rockets. Homemade launch system. Simple dollhouse furniture. Simple lego models.

Class 2: Intermediate - Metal project such as table or workbench. Advanced machine with poster or workbook showing maintenance needs of small engines. Simple machine with poster or workbook showing repair steps or explanation of operation. Models more advanced, auto, plane, etc. Rocketry – skill level 3, 4 multistage rockets. Miniature room furnished, and advanced dollhouse furniture, and landscape models. Lego models taking 3 hours or more.

Class 3: Advanced - Metal project such as table or workbench. Advanced machine with poster or workbook showing maintenance needs and repair steps. Small engine with poster or workbook showing repair steps. Repaired metalwork with poster or work book showing repair steps. Rocketry – skill level 5 or own design. Dollhouse – four or more rooms. Must be accompanied by a description of construction, creative techniques, work done and number of hours to complete project. This is required to be considered for a blue ribbon.

Premiums	Grade A	Grade B	Grade C
----------	---------	---------	---------

Class 1	1.00	.75	.50
Class 2	2.00	1.50	.75
Class 3	4.00	2.50	1.00

17: Livestock

Any project relating to your livestock or poultry including dog, horse, sheep, goat, dairy, beef, rabbit, chickens, duck, or geese. Limited to 5 articles per member. Could include halters, leg wraps, hay bags, blankets, egg, biscuits, chick brooder, chicken feeder, hen nests, carrying cages, saddle pads, leashes, tack covers, show stick feeders, etc.

Class 1: Beginner - Simple article requiring 1 – 3 hours of work. Examples: Notebook or report on one type of animal, 5 or more photographs with descriptions on care and management of livestock or poultry. Examples of livestock feed with descriptions of each.

Class 2: Intermediate - Article requiring 4 – 6 hours of work. Examples: display on egg candling or grading, embryology, livestock management, products obtained through raising animal or poultry, one dozen eggs, or health care, 5 or more photographs with descriptions on dog obedience training, fitting and showmanship of any animal, etc.

Class 3: Advanced - Article requiring 7 – 10 hours of work. Examples: 5-10 photographs, showing step-by-step health care practice or disease control, educational exhibit or display for any livestock or poultry, health care, management or processing, etc. Must be accompanied by a description of construction, creative techniques, work done and number of hours to complete project. This is required to be considered for a blue ribbon.

Premiums	Grade A	Grade B	Grade C
Class 1	1.00	.75	.50
Class 2	2.00	1.50	.75
Class 3	4.00	2.50	1.00

18: Youth Exhibit

Class 1: Teen Leader Teaching Exhibit - Open to all Teen Leaders 13 years or older.

The exhibit must concern a project the Teen Leader is teaching or qualified to teach or must educate the audience on 4-H opportunities. It can include a slide show or a 3-part display board. The exhibit must include step-by-step instructions and examples on how to complete the project or to take part in the 4-H opportunity. The exhibit will be set up as an individual exhibit and the member should choose a time be present to teach. **Space allowed: 3’x3’.**

Class 2: Marketing Your Resume – Youth should put their resume in a report cover with a blank cover sheet

Premiums	Grade A	Grade B	Grade C
Class 1	8.00	6.00	4.00
Class 2	8.00	6.00	4.00

19: Other

Projects that will not fit any other class.

Class 1: Beginner – Up to 2 hours of work

Class 2: Intermediate – 3-9 hours of work

Class 3: Advanced – 10 or more hours. Must be accompanied by a description of construction, creative techniques, work done and number of hours to complete project. This is required to be considered for a blue ribbon.

Premiums	Grade A	Grade B	Grade C
Class 1	1.00	.75	.50
Class 2	2.00	1.50	.75
Class 3	4.00	2.50	1.00

20: Poster

Youth may create a 14”x 22” poster on any project area. Limit 5 per member.

Premiums	Grade A	Grade B	Grade C
Open Class	2.00	1.50	.75

21: Fence Talks

4-H animal fence talks are a 4-H action exhibit with a member’s project animal. 4-H members are invited to give a short talk and answer questions to the public with their project animal. This is a 4-H communication experience and 4-Hers will be judged on their ability to successfully interact with and engage the public **using their animal as the subject**. Successful presentations will receive premiums based on their presentation score. The focus of the 4-H Animal Fence Talk is the 4-Her’s knowledge of some aspects of their animal. Therefore, it is important that the animal be present. While equipment such as tack, milking or grooming stands are allowed, visual aides are not required. If the 4-Her feels that a poster would enhance their talk, they may bring one. The poster will be hung on the outside of the fence and not be part of the judging.

Small or large animals may be used, and the exhibit topic may range broadly from animal care to an aspect of, or demonstration of, an animal sport or competition. For example, a dog-based exhibit may focus on basic training (sit, stay, etc.), animal care or canine sport (such as a short agility demo). A talk on goats could be on animal care, husbandry, milking demo, or fitting and showing an animal. The Animal Fence Talk should typically include only one animal, but some topics may call for more than one such as a team of oxen, flock of sheep, etc.

Each Fence Talk slot will last approximately 30 minutes in duration, but the actual talk may be only 10 minutes in length and be repeated to new audiences as the public filters in and out. Questions by the public can round out the time. 4-H Project Animal Fence Talks will take place in various show rings. Youth will be assigned a time and place based on availability and show schedules.

Animals used for the fence talk must be a 4-H Project animal and have appropriate paperwork (intent to show form, health forms, 4-H Online registration, etc.) Animals not being shown in a 4-H show at the Fair, such as rabbits or chickens, can be used for the Animal Fence Talk but must be cleared by the 4-H Program staff.

Premiums: Premiums will be based on how well the youth presents their animal, demonstrates knowledge and interacts with the audience.

Premiums	Grade A	Grade B	Grade C
	15.00	10.00	5.00

22: Barn Quilt Display

What is a barn quilt? A barn quilt is a large piece of wood painted to look like a quilt block and hung on the interior/exterior of a barn. Most barn quilts are made of solid colors and comprised of simple geometric shapes such as squares, rectangles, and triangles.

What is the 2024 4-H Barn Quilt Challenge? 4-H members are challenged to create a barn quilt to help beautify the Belknap County Fairgrounds.

Who can participate? Any enrolled Belknap County 4-H member.

What supplies do I need to participate in the 4-H Barn Quilt Challenge?

- Paint, paint brushes, and sealer (wood will be provided)

What size wood will I use?

- Individual/independent member size 18"x18"
- 2-5 members size 24"x24"
- 6-10 members size 30"x30"
- 10-20 members size 36"x36"
- 20+ members size 42"x42"

How can I learn more? Register for the clinic, hosted by the Winnisquam Whinnies, in v2.4honline.com. If you can't attend the clinic, reach out to Shayna (shayna.boyce413@gmail.com) and detailed instructions, including how and when to hang your quilt, will be sent to you.

4-H Barn Quilt Clinic:

When: Saturday, May 25, 2024

Time: 10am to Noon

Where: Belknap County Fairgrounds

What to bring: 3-5 colors of your choice of craft paint to complete this project.

Questions: Reach out to Shayna, shayna.boyce413@gmail.com

How do I register for the 4-H Barn Quilt Challenge? Youth can enter as an independent member or as a club member in Fair Entry. Clubs will enter using our Belknap County 4-H 3-Part Form during set up for the fair.

Will I receive premiums? The object of this challenge is to help beautify the fairgrounds, therefore no premiums will be paid. However, the barn quilts will be judged and receive ribbons.

23: Conference Judging

Youth will choose one item to be judged in a one-on-one conference with a judge. Limited to one entry per youth. Participants ages 8 and up of the current year are eligible to receive premiums.

Premiums	Grade A	Grade B	Grade C
	5.00	3.00	1.00

4-H Animal Divisions

Class AA – Poultry

Superintendent: Bailey Travers, (603) 686-4673

Show Time: Saturday, 1 p.m.

All poultry must be caged by 8:00 a.m. on Saturday and remain until release time at 5:00 p.m. Sunday, or until excused by Superintendent after the awards ceremony. Cages are available on a first-come, first-served basis. Exhibitors must supply their own feed, bedding, food dish and water bowl. Members are responsible for feeding and watering their own birds during the fair. For the safety of the birds and fair goers, all birds MUST remain in their cage unless preparing for Fitting & Showing or judging. Anyone who does not care for their bird or does not clean the bird's cage at the end of the Fair, will forfeit premiums.

Special cards for poultry exhibits will be available at the Poultry Building. Up to three entries per Class will be permitted but must be different breeds.

All participants exhibiting must participate in a poultry quiz. Birds must be clean and healthy. Members must be available to show their own birds.

No poultry over five months allowed unless certified as per state health regulations.

POULTRY FITTING AND SHOWMANSHP CLASSES:

1. Senior: 4-H'ers 14-18 years old on January 1 of current year
2. Intermediate: 4-H'ers 12 -13 years old on January 1 of current year
3. Junior: 4-H'ers 9-11 years of on January 1 of current year
4. Novice: 4-H'ers 8-13 years old as of January 1st of current year, participating in their first year showing
5. Cloverbud: 4-H'ers 5-7as of January 1 of current year

BREED CLASSES:

6. Poultry Quiz (3 levels, age appropriate)
7. Chicken – Live Meat Bird (a. hen, b. cock)
8. Turkey – Live Meat Bird (a. hen, b. tom)
9. Duck – (a. hen, b. drake)
10. Goose – (a. goose, b. gander)
11. Replacement Pullet

12. Barnyard Bantams – (a. hen, b. cock)
13. Standard Trio
14. Bantam Trio
15. Game Birds – Peacock, Quail, Pheasant – Provide own eggs
16. Standard Recognized Show Birds – (a. hen, b. cock)
17. Hen and three or more young
18. Costume Class (Immediately following the Poultry show)
19. Herdsperson
20. Educational Poster (14” x 22”)

Premiums	Grade A	Grade B	Grade C
Class 1-4	6.00	4.00	3.00
Class 6-16	4.00	3.00	1.50
Class 5, 17-19	Ribbon Only		

Class BB – 4-H Swine

Superintendent: Sarah Gardner (603) 848-2576

Show Time: Sunday, 9:30 a.m.

Show canes or sticks, not more than 1” in diameter and no longer than 36" long should be used to show swine. Whips will not be allowed in at a 4-H swine event. All members shall follow the NH Guide to the 4-H Swine Project. The Superintendent has the right to excuse unruly animals. The show person’s body should not meet the animal’s while showing.

SWINE FITTING AND SHOWMANSHIP CLASSES:

1. Senior: 4-H’ers 14-18 years old on January 1 of current year
2. Intermediate: 4-H’ers 12 -13 years old on January 1 of current year
3. Junior: 4-H’ers 9-11 years of on January 1 of current year
4. Novice: 4-H’ers 8-13 years old as of January 1 of current year, participating in their first year showing.
5. Cloverbud: 4-H’ers 5-7as of January 1 of current year

MARKET CLASSES*

6. Market Hog – gilt or barrow

BREED CLASSES*

7. Purebred Gilt – born on /after January 1 but prior to April 13
8. Crossbred Gilt – born on/after Jan 1 but prior to Apr 13 (without papers)
9. Purebred Sow – born prior to January 1 (with papers)
10. Crossbred Sow – born prior to January 1 (without papers)
11. Herdperson
12. Educational Poster (14” x 22”)

*Superintendent will divide classes.

Premiums	Grade A	Grade B	Grade C
Class 1-4	18.00	12.00	9.00
Class 6-10	12.00	8.00	6.00
Class 5, 11-12	Ribbon Only		

Class CC – 4-H Beef

Superintendent: Melissa Chandler (603) 848-2392

Show Time: Saturday, 2 p.m.

Exhibitors must own/lease all animals. Registered animals must be registered in his or her name only, unless leased at part of the Official 4-H leasing program. Grade animals may be exhibited in any class.

Exhibitors are limited to one entry in each Class for each breed, unless otherwise specified. Fitting and Showmanship Class must be entered. This must be a Sr. Yearling or younger animal unless older animal is all you have. In case of calves under four months where registrations have not been received, registration number of sire and dam should be listed on entry and Approval Form and a copy of the application for registry available.

BEEF FITTING AND SHOWMANSHIP CLASS

1. Senior: 4-H'ers 14-18 years old on January 1 of current year
2. Intermediate: 4-H'ers 12 -13 years old on January 1 of current year
3. Junior: 4-H'ers 9-11 years of on January 1 of current year
4. Novice: 4-H'ers 8-13 years old as of January 1 of current year, participating in their first year showing.
5. Cloverbud: 4-H'ers 5-7as of January 1 of current year

BREED CLASSES:

6. Junior Bull Calf – born January 1 – April 30, 2024
7. Senior Bull Calf – born Sept. 1 – December 31, 2023
8. Champion Bull Calf
9. Junior Heifer Calf – born January 1 – April 30, 2024
10. Senior Heifer Calf – born Sept. 1 – December 31, 2023
11. Champion Calf
12. Summer Yearling Heifer – born May 1 – August 31, 2023
13. Junior Yearling Heifer – born January 1 – April 31, 2023
14. Senior Yearling Heifer – born Sept. 1, 2021– Dec. 31, 2022
15. Champion Yearling Heifer
16. Two-Year Heifer –born Sept. 1, 2020 – August 31, 2022
17. Three-Year-Old Cow – born prior to September 1, 2021; show with calf at side (calf not over eight months of age)

18. Pair of Heifers – one heifer and one yearling heifer
19. Pair of Calves – one bull calf and one heifer calf (purebred only)
20. Get of sire (3 head)
21. Produce of Dam (2 animals of any sex from 1 cow)
22. Herd (1 bull 3 females)
23. Exhibitor’s Young Herd – (3 animals to consist of 1 bull and 2 heifers bred and owned)
24. Market Steer, born January 1 to December 31, 2023
25. Prospect Steer, born after January 1, 2024
26. Costumed Beef Animal – contest held Sunday at 1:00 pm (ribbon only)
27. Herdsperson
28. Educational Poster (14” x 22”)

Premiums	Grade A	Grade B	Grade C
Class 1, 2, 4, 5	18.00	12.00	9.00
Class 7-9, 11-20	12.00	8.00	6.00
Classes, 3, 6, 10, 21-23	Ribbon Only		

Class DD – 4-H Dairy

Superintendent: Becky Bordonoro (603) 236-6361

Show Time: Saturday, 2 p.m. (immediately following Beef Show)

Grade animals may be exhibited in any class. All animals shown must be owned by the exhibitor and registered animals must be registered in his or her name only unless leased as part of the Official 4-H leasing program.

Exhibitors are limited to only one entry in each Class for each breed unless otherwise specified. Fitting and showmanship must be entered. This must be a Sr. Yearling or younger, unless older animal is all you have. This will be the first Class judged in each department. It will start promptly and will be closed to those who are late.

Exhibitors must be clean and neatly dressed. The following outfits are recommended: white shirts or blouses (or 4-H T-shirt) and white, khaki, green or tan pants or skirt.

DAIRY FITTING AND SHOWMANSHIP CLASS

1. Senior: 4-H'ers 14-18 years old of current year
2. Intermediate: 4-H'ers 12 -13 years old on January 1 of current year
3. Junior: 4-H'ers 9-11 years of on January 1 of current year
4. Novice: 4-H'ers 8-13 years old as of January 1 of current year, participating in their first year showing
5. Cloverbud: 4-H'ers 5-7as of January 1 of current year

BREED CLASSES

6. Spring Heifer Calves – born March 1 – April 30, 2024
7. Winter Heifer Calves – born December 1, 2022 – February 28, 2023
8. Fall Heifer Calves – born September 1 – November 30, 2023
9. Summer Yearling Heifers – born June 1 – August 31, 2023
10. Spring Yearling Heifers – born March 1 – May 31, 2023
11. Winter Yearling Heifers – born December 1, 2023 – February 28, 2024
12. Fall Yearling Heifer – born September 1 – November 30, 2023 (not in milk)
13. Junior Two-Year-Old Cow – born Feb 28, 2022 – Sept. 1, 2022
14. Senior Two-Year-Old Cow – born Aug. 31, 2022 – March 1, 2022
15. Three-Year-Old & Older Cows – born sept. 1, 2020- Aug.31, 2021
16. Dry Cow – any cow that has calved, but is not in milk and not shown in any of the above classes
17. Produce of Dam – two females, any age, the produce of one cow
18. Dam / Daughter – a cow and one daughter, any age (purebred only)
19. Herd – three females, any age, of the same herd, owner or leased by the exhibitor (one entry per exhibitor)
20. Best Udder
21. Herdsperson
22. Costumed Dairy Animal – contest held Sunday at 2:00 pm
23. Educational Poster (14” x 22”)

Premiums	Grade A	Grade B	Grade C
Class 1-4	18.00	12.00	9.00
Class 6-20	12.00	8.00	6.00

Class 5, 21-23

Ribbon Only

Class EE - 4-H Working Steers

Superintendent: Tyler Allen (603) 842-2873

Show Time: Saturday, 8:00 a.m.

Fair expectation statement (Attachment 3) must be included with your 4-H Online registration. Registrations close July 26, 2022. Open entry form must be sent to Kathy DeNutte, PO Box 42, Belmont, NH 03220.

WORKING STEERS FITTING AND SHOWMANSHIP CLASS

Condition and appearance of team, equipment and teamster's knowledge of the project will be considered.

1. Senior: 4-H'ers 14-18 years old on January 1 of current year
2. Intermediate: 4-H'ers 12 -13 years old on January 1 of current year
3. Junior: 4-H'ers 9-11 years of on January 1 of current year
4. Novice: 4-H'ers 8-13 years old as of January 1 of current year, participating in their first year showing
5. Cloverbud: 4-H'ers 5-7as of January 1 of current year

BREED CLASSES

6. Stoneboat Performance – Senior Teamster - Teams are expected to pull a weight not to exceed 70% of their team's weight, including the stone boat. Course and time will be determined by the judge.
7. Stoneboat Performance – Intermediate Teamster - Teams are expected to pull a weight not to exceed 70% of their team's weight, including the stone boat. Course and time will be determined by the judge.
8. Stoneboat Performance – Junior Teamster - Teams are expected to pull a weight not to exceed 50% of their team's weight, including the stone boat. Course and time is to be determined by the judge.
9. Cart Class – Senior Teamster
10. Cart Class – Intermediate Teamster
11. Cart Class – Junior Teamster
12. Herdsperson
13. Educational Poster (14" x 22")

Obstacle Course – Two Wheeled Cart - Teamsters are expected to hitch their team to a two-wheeled cart and negotiate a course within the time allotted by the judge.

Open Fun Class On Saturday Night. It will be a team event steer/forestry base. No premiums or ribbons for this class, it will be sponsored by local supporters.

Premiums	Grade A	Grade B	Grade C
Class 1-4	18.00	12.00	9.00
Class 6-11	12.00	8.00	6.00
Class 5, 12-13	Ribbon Only		

Class FF – 4-H Horse Show

Superintendent: Judy Forsyth, 603-269-3374

Showtime: Saturday, 9:00 a.m.

Animals must be on grounds by 8:15 am and no earlier than 6:00 am Saturday and remain until excused by Superintendent. The Horse Championship Trophies will be awarded during the award program. 4-H Show Rules will be followed. See rules for Class clarification.

Reminder: all members must wear approved helmet while mounted or in cart.

4-H HORSE FITTING AND SHOWMANSHIP CLASS

1. Senior: members 14 to 18, as of January 1 of current year
2. Open Walk Trot: members 14 to 18, as of January 1 of current year
3. Junior: members 8 to 10 as of January 1 of current year
4. Junior: members 11-13 as of January 1 of current year
5. Beginner Walk, Trot, Canter
6. Walk Trot: members 8 to 13 as of January 1 of current year
7. Cloverbuds: members 5-7 as of January 1 of current year

ALL HORSE CLASSES

8. Senior Fitting and Show
9. Junior Fitting and Show
10. Walk-Trot Fitting and Show
11. Beginner Walk-Trot Test
12. Junior Test
13. Senior Test
14. Senior English Equitation
15. Junior English Equitation
16. Senior Stock Seat Equitation
17. Junior Stock Seat Equitation
18. Senior Walk-Trot Equitation
19. Walk-Trot Equitation
20. Beg. Walk, Trot, Canter Equitation
21. In Hand Suitability (Equitation)
22. Reinsmanship Driving
23. Pleasure Driving

24. English Pleasure *
25. Western Pleasure *
26. Senior Walk-Trot Pleasure
27. Beginner Walk-Trot Pleasure
28. Beginner Walk-Trot-Canter Pleasure
29. In Hand Jumping
30. Senior Walk-Trot Trail
31. Beginner Walk-Trot Trail
32. Junior Trail
33. Senior Trail
34. In Hand Obstacles
35. Obstacle Driving
36. Driving Handiness
37. English Handiness
38. Western Handiness
39. Gymkhana Senior Horsemanship
40. Gymkhana Junior Horsemanship
41. Barrel Race
42. Pole Bending
43. Costume Class
44. Stick Horse Race (to be held during lunch) (ribbon only)
45. Herdsperson
46. Educational Poster (14" x 22")

* Classes will be split by age if entries require

Day End Championships are based on the following:

Riders - Fit & Show, Equitation, Pleasure, Trail, & Test

Gymkhana - Fit & Show, Horsemanship, Barrels, Poles, Test

In Hand - Fit & Show, Suitability, Hunter, In Hand Obstacles, Test

Driving - Fit & Show, Reinsmanship Driving, Pleasure Driving, Obstacle Driving, Test Only one seat may be ridden for premiums.

Premiums	Grade A	Grade B	Grade C
----------	---------	---------	---------

Classes 1-6	18.00	12.00	9.00
Classes 8-13	Ribbon Only		
Classes 14-42	10.00	7.00	5.00
Classes 43-47	Ribbon Only		

Class GG – Sheep Show

Superintendent: Jolee Chase (603) 345-1131

Showtime: Saturday, 1:00pm

A Fitting and Showing class is mandatory and animals must also be shown in either a type or market class. Exhibitors are limited to two breeds and one entry in each Class per breed. Total of six animals plus one market lamb or best fleece animal. All animals in group classes must have shown in an individual class.

Breed Classes will be shown in the following order:

Cheviot; Doper; Dorset; Hampshire; Icelandic; Oxford; Romney; Shropshire; Southdown; Suffokk; Tunis; All Other. *Any class with less than three entries will be shown in All Other.*

SHEEP FITTING AND SHOWMANSHIP CLASS

1. Senior: 4-H'ers 14-18 years old on January 1 of current year.
2. Intermediate: 4-H'ers 12 -13 years old on January 1 of current year.
3. Junior: 4-H'ers 9-11 years of on January 1 of current year
4. Novice: 4-H'ers 8-13 years old as of January 1st of current year, participating in their first year showing.
5. Cloverbud: 4-H'ers 5-7 as of January 1 of current year (No premiums for cloverbud classes)

BREED CLASS

6. Ram Lamb – born September 1, 2023 or later
7. Overall Champion Ram (ribbon only)
8. Ewe Lamb – born September 1, 2023 or later
9. Yearling Ewe – born September 1, 2022 – August 31, 2023
10. Overall Champion Ewe (ribbon only)
11. Breeders Flock – one ram and two ewes
12. Pair of Lambs – can be either sex
13. Pair of Ewes
14. Market Lamb – wethers, ram or ewe lambs, properly identified; cannot have shown in other lamb classes; will be divided by weight if entries warrant. Lambs must be slick shorn within 2 weeks of fair
15. Best Fleece

16. Shepherds Award – ribbon Only – Judged on display on pen/pens, helping others, keeping area clean, interaction with the public.

17. Educational Poster (14” x 22”)

Premiums	Grade A	Grade B	Grade C
Class 1-4	18.00	12.00	9.00
Class 6, 8, 9, 11-14	7.00	5.00	3.00
Class 7, 10, 15, 16, 17	Ribbons Only		

4-H Sheep Lead Line Regulations

1. All 4-H members must show their owned or leased animal.
2. Each 4-H member must clean, block, and trim his or her own animal.
3. The 4-H member must wear a garment of at least 70% wool. The garment may be made by the 4-H member, purchased or made by another person. Each contestant must past in a legible commentary to the show superintendent when checking in paperwork. Contestants should use the forms provided for this purpose found on the UNHCE 4-H animal science website.
4. The 4-H member’s garment may be knitted, crocheted, sewn or woven.
5. Contestants will be judged the entire time they are in the ring. Neither the Judge nor the member will touch the animal in the ring. No touching is allowed.
6. The animal may not be covered or decorated in any way. Coordination of the halter is optional but permitted.
7. Each contestant must furnish a legible commentary to the show personnel on or before the requested deadline. Contestants should use the forms provided for this purpose. The commentary does not count toward the 4-H member’s score.

Class HH - 4-H Dairy Goat Show

Superintendent: Jordan Bell, (603) 343-8481

Showtime: Saturday, 10 a.m.

Entries limited to one breed per class and a total of no more than 6 animals per exhibitor.

Animals must be on the fairgrounds 8:00 AM Saturday and stay the whole weekend. No adults or non 4-H members are allowed to fit or care for 4-H dairy goats. Only the first three animals registered will be eligible for premiums.

DAIRY GOAT FITTING AND SHOWMANSHIP CLASS

1. Senior: 4-H'ers 14-18 years old on January 1 of current year
2. Intermediate: 4-H'ers 12 -13 years old on January 1 of current year.
3. Junior: 4-H'ers 9-11 years of on January 1 of current year.
4. Novice: 4-H'ers 8-13 years old as of January 1st of current year, participating in their first year showing.
5. Cloverbuds: 4-H'ers 5-7years old as of January 1 of current year

DAIRY GOAT CLASSES

6. Market Meat Goat 4-6 months
7. Junior Milkers under 2 years
8. Milkers 2-3 years
9. Milkers 3-5 years
10. Milkers 5+ years
11. Senior Champion ** Ribbon Only
12. Doe Kids 4-6 months
13. Doe Kids 6-12 months
14. Doe Kids 12-24 months
15. Junior Champion ** Ribbon Only
16. Dam and Daughter
17. Herd, three does (do not need to be in milk)
18. Produce of dam
19. Get of sire
20. Herdsperson Award
21. Educational Poster (14" x 22")

Herdsperson Award: Exhibitors will be judged during the fair on cleanliness of pens and pen area, cleanliness and appearance of goats, contributions to appearance of **general** area, care of own animals, politeness and informative attitude toward public.

Breeds: Alpine, LaManchas, Nigerian, Nubian, Oberhasli, Saanan, Toggenburg, Grades, all others.

Premiums	Grade A	Grade B	Grade C
Class 1-4	18.00	12.00	9.00
Class 6-14, 16-19	12.00	8.00	6.00
Class 11, 15, 20, 21	Ribbon Only		

Class II – 4-H Dog Show

Superintendent: Megan Arey (603) 731-2858

Showtime: Sunday, 9:00 a.m.

Member must show intent form when checking in on day of show. Contestants must sign in with the Superintendent by 8:00 a.m. on day of the show. 4-H dog shows are open to 4-H members enrolled in the 4-H dog care and training project who have enrolled their project animal with their County Cooperative Extension Office prior to May 1 of the current year.

4-H dogs may be crossbred or purebred and must be at least six months of age at the time of the show. NOTE: NO VEHICLES are allowed to travel on the Fairgrounds from 8AM until 7 PM Sat. When excused you may leave by walking your dog/equipment to the parking area.

SHOW REQUIREMENTS

4-H Papers - Each dog shown must have a current 4-H Intent to Show form signed by the member's 4-H Program Manager prior to May 1 of the current year. Members are expected to bring this paper with them to each 4-H show.

Health Forms - Every 4-H dog at a show must be accompanied by a 4-H dog show health sheet. This document verifies that the dog has had preventative shots and is currently inoculated for rabies. Do not bring a dog to a show if it is showing any signs of illness. Bitches in heat are not allowed at 4-H dog shows under any circumstances.

Member's Attire: The recommended uniform is clean white collared shirt or blouse with 4H patch and green pants, culottes, skirt or jumper. 4-H uniforms should not advertise any specific breed, kennel or 4-H club. White, brown, or black closed toe shoes.

Participation: 4-H members at 4-H dog shows are required to enter either (1) fitting and showmanship and at least one obedience class, or (2) the family dog class only. The dog used in fitting and showmanship must also be shown in obedience at the same show. Additional dogs may be shown in obedience if they have the proper 4-H forms.

General Knowledge Quiz - A mandatory general knowledge quiz. Questions are taken from the 4-H dog care manual and AKC dog and training books.

RULES FOR AWARDS

Overall High Dog - This ribbon is awarded to the dog and handler that loses the least amount of combined points with obedience, showmanship and quiz scores. Quiz scores will be used to break the tie.

Best Junior Handler - This ribbon is awarded to the best junior handler.

Obedience Champion - This ribbon is awarded to the dog and handler that lose the least amount of points in their obedience class.

Highest Quiz Score - This ribbon is awarded to the member that received the highest quiz score overall

Belknap County Residents Only

Dog Champion: This trophy is awarded to the handler and dog that lose the least amount in their combined obedience, showmanship and quiz scores. Quiz scores will break a tie.

FITTING AND SHOWMANSHIP CLASS CLASSES

Class 1: Novice – first year Exhibitor 8-13 years on January 1 of current year

Class 2: Junior A – exhibitors 9-11 years on January 1 of current year

Class 3: Intermediate – exhibitors 12-13 years on January 1 of current year

Class 4: Seniors – exhibitors 14-18 years on January 1 of current year and, (1) at least one obedience class, or, (2) the family dog class only. The dog used in fitting and showing must also be shown in obedience at that same show. Additional dogs may be shown in obedience if they have the proper 4-H forms.

Class 5: Cloverbuds – 4-H'ers 5-7years as of January 1 of current year

OBEDIENCE CLASS

Class 6: Family Dog – 4-H members between the ages of 8-11 entering this class may enter no other classes at the show, except the General Knowledge Quiz and the costume class if one is offered. The member will show that their dog can sit, stay, come and walk calmly on a leash. The member will demonstrate a general knowledge of dogs and dog care, including home care, feeding and health. Members may be allowed to continue in the family dog class for one year. However, members who have shown in classes higher than family dog may not drop back into family dog class.

Class 7: Sub-Novice - For 4-H dog project members who have not trained at dog at beginner or more advanced levels. The dogs in this class must not have qualified beyond the beginner

level. Dogs are shown on lead. The following exercises are performed: heel on leash, figure 8, and stand for examination, recall and finish, long sit (1 minute) and long down (3 minutes). Scoring is based on 200 points.

Class 8: Sub-Novice B - For exhibitors that have previously trained a dog in sub-novice or more advanced levels of obedience, or who have shown this dog in *Sub-Novice* in previous years. Dogs must not have a qualifying score in Novice. Dogs will be on lead and scored on a basis of 200 points.

Class 9: Beginner Novice A - for exhibitors who have not previously trained a dog at the Beginner Novice or more advanced levels. Dogs must not have had training beyond this level. Dogs must not have a qualifying score in Novice or more advanced levels. Exhibitors may exhibit in this class for one (1) year only

Class 10: Beginner Novice B - for exhibitors that have previously trained a dog at the Beginner Novice or more advanced levels or have shown this dog in Beginner Novice in previous years. Dogs that have finished their BN or its equivalent or dogs not having a qualifying score in a more advanced level are eligible for this class.

Class 11: Preferred Novice A - for dogs that have Not been shown competitively in an upper-level class (Novice, Pre-Graduate Novice, Graduate Novice, Open, or Utility) or handlers that have never trained a dog at Preferred Novice or more advanced levels. Dogs that have completed a CD or its equivalent are not eligible for this class. a dog has earned 3 blue Danish ribbons (or 3 qualifying scores of 170 or more points), it must move up to Novice or more advanced level the next 4-H year.

Class 12: Preferred Novice B - for dogs that have been shown in Preferred Novice in previous years or handlers that have trained a dog at Preferred Novice or more advanced levels. Dogs that have completed a CD or its equivalent are not eligible for this class. *Once a dog has earned 3 blue Danish ribbons (or 3 qualifying scores of 170 or more points), it must move up to Novice or more advanced level the next 4-H year.*

Class 13 Novice A - for exhibitors who have not previously trained a dog at novice or more advanced levels. Dogs in this class may have completed the Novice level of training, but must not have had training beyond this level. Dogs must not have 3 or more qualifying scores in Novice or more advanced levels. Exhibitor may exhibit in this class for one (1) year only. Once a dog has earned 3 blue Danish ribbons (or 3 qualifying scores of 170 or more points), it must move up to Pre-Graduate Novice or more advanced level the next 4-H year.

Class 14: Novice B - for exhibitors who have previously trained a dog at Novice or more advanced levels or have shown this dog in *Novice* in previous years. *Dogs that have finished their CD or its equivalent, or dogs not having a qualifying score in a more advanced level are eligible for this class.* Once a dog has earned 3 blue Danish ribbons (or 3 qualifying scores of 170 or more points), it must move up to Pre-Graduate Novice or more advanced level the next 4-H year.

Class 15: Pre-Graduate Novice - for dogs that have not received a qualifying score in Open or Utility. Dogs may have received a CD or its equivalent. Once a dog has earned 3 blue Danish ribbons (or 3 qualifying scores of 170 or more points), it must move up to Graduate Novice or more advanced level the next 4-H year. Exercises include Heel on Leash-40 points, Stand for Exam (off leash)-30 points, Heel Free and Figure 8- 40 points, Drop on recall- 30 points, Long Sit (3min, off leash, handler to remain in the ring)- 30 points, Long Down (5 min, off leash, handler in ring)- 30 point.

Class 16: Graduate Novice - for dogs that have not received a qualifying score in Open or Utility. Dogs may have received a CD or its equivalent. Once a dog has earned 3 blue Danish ribbons (or 3 qualifying scores of 170 or more points), it must move up to Open A or more advanced level the next 4-H year. Exercises will be: Heel Free & Figure 8 off leash- 40 points, Drop on Recall- 40 points, Dumbbell Recall- 30 points, Dumbbell Recall Over High Jump- 30 points, Recall Over Broad Jump- 30 points, Stay-Get Your Leash (Sit, Down)- 30 points.

Class 17: Open A Class - for dogs that have not earned a CDX or its equivalent. Dogs must not have a qualifying score in Utility. Class will be judged according to the AKC Open Class. Exercises Include: Heel Free & Figure 8- 40 points, Command Discrimination (Stand, Down, Sit)- 30 points, Drop on Recall- 30 points, Retrieve on Flat- 20 points, Retrieve Over High Jump- 30 points, Broad Jump- 20 points, Stay-Get Your Leash (sit, down)- 30 points.

Class 18: Open B Class - for dogs that have earned a CDX or its equivalent. Dogs will be judged according to the AKC Open B class. Order of exercises to be posted day of show.

Class 19: Utility A - for dogs that have not earned a UD or its equivalent. Dogs will be judged according to the AKC Utility A class.

Class 20: Utility B - for dogs that have earned a UD or its equivalent. Dogs will be judged according to the AKC Utility B class. Order of exercises to be posted on day of show.

Class 21: Trick Contest - The trick contest is to demonstrate a trick of the member's choice, that their dog can perform. Ribbon will be given.

Class 22: Costume Contest - The costume contest is for both the dog and handler. No Award.

Class 23: General Knowledge Quiz - A mandatory general knowledge quiz is part of the show for all exhibitors, except those showing in Family Dog. Questions will be selected from the 4-H Dog Project Manuals, the AKC complete dog book, 20th edition AKC Complete Dog Book for Kids, The AKC Dog Care and Training and The American Red Cross Book Dog First Aid, Safety Series, Volume 2. And the AKC Complete Dog Book, Exhibitors will take a test based on their age: level 1 under 12, level 2, 12 and above based on 4H years. Level one will include basic information and first aid for dogs. Level 2 tests will include information that will be tested at the Big E for the current year. Check out the Big E website for more detailed information.

Class 24: Herdsperson Award

Class 25: Educational Poster (14” x 22”)

Scoring*	A	B	C
Obedience	200-170	169-150	149 & Below
Fitting and Showmanship	100-90	89-80	79 & Below

*Any dog that receives 3 or more “A” awards in 4-H obedience class must move to the next higher level at the start of the next season (January 1), except dogs in graduate novice may continue on in that class indefinitely. (Superintendents will mark the approval form following the show). Don’t leave the show without getting your form signed

Premiums	Grade A	Grade B	Grade C
Class 1-4	18.00	12.00	9.00
Class 6-19, 23	12.00	8.00	6.00
Class 5, 21, 22, 24, 25	Ribbons Only		

Class JJ – 4-H Rabbit and Cavy

Superintendent: Baily Travers (603) 686-4673

Showtime: Sunday, 12 NOON

All 4-H animals must be caged by 8:00 a.m. on Saturday and remain until release time at 5:00 p.m. Sunday, or until excused by Superintendent, after the awards ceremony. Cages are available on a first-come, first-serve basis. Exhibitors must supply their own feed, bedding, food dish and water bowl. Members are responsible for feeding and watering their own animals during the fair. For the safety of the animals and fair goers, all animals **MUST** remain in their cage unless preparing for fit & show or judging. **Anyone who does not care for their animals or does not clean the animal's cage at the end of the Fair, will forfeit premiums.**

Double entry tickets are not required. Special cards for rabbit and cavy exhibits will be available at the Rabbit and Cavy Building. Rabbit and Cavy classes will be judged separately for each species. Only one animal of each breed, per member, are allowed in each Class.

All participants exhibiting must participate in their appropriate quiz. Animals must be clean and have nails clipped. Members must be available to show their own animals. Dress code for 4-H Exhibitors for all show classes: neatly and cleanly dressed with appropriate white, khaki, or tan pants or skirts (no jeans), white 4-H shirt or blouse. Shirts with farm or corporate names are not allowed in the show ring. Closed toed shoes.

RABBIT FITTING AND SHOWMANSHIP CLASS

1. Senior: 4-H'ers 14-18 years old on January 1 of current year
2. Intermediate: 4-H'ers 12 -13 years old on January 1 of current year
3. Junior: 4-H'ers 9-11 years of on January 1 of current year
4. Novice: 4-H'ers 8-13 years old as of January 1 of current year, participating in their first year showing.
5. Cloverbuds: 4-H'ers 5-7years old as of January 1 of current year

RABBIT BREED CLASS

6. Rabbit Quiz (3 levels, age appropriate)
7. Senior Buck (over 6 mos.)
8. Jr. Buck (*4- 6 mos.*)
9. Sr. Doe (over 6 mos.)
10. Jr. Doe (*4- 6 mos.*)

11. Costume Class (Immediately following Rabbit and Cavy show)
12. Herdsperson (ribbon only)
13. Educational Poster (14" x 22")

CAVY FITING AND SHOWMANSHP

1. Senior: 4-H'ers 14-18 years old on January 1 of current year
2. Intermediate: 4-H'ers 12 -13 years old on January 1 of current year
3. Junior: 4-H'ers 9-11 years of on January 1 of current year
4. Novice: 4-H'ers 8-13 years old as of January 1 of current year, participating in their first year showing.
5. Cloverbuds: 4-H'ers 5-7years old as of January 1 of current year

CAVY BREED CLASS

6. Cavy Quiz (3 levels, age appropriate)
7. Sr. Boar (*over 6 mos.*)
8. Jr. Boar (*4-6 mos.*)
9. Sr. Sow (*over 6 mos.*)
10. Jr. Sow (*4-6 mos.*)
11. Costume Class (Immediately following Rabbit and Cavy show)
12. Herdsperson (ribbon only)
13. Educational Poster (14"x22")

Premiums	Grade A	Grade B	Grade C
Class 1-4	5.00	3.75	2.50
Class 6-10	3.00	2.00	1.00
Class 5, 11-13	Ribbons Only		

Open Divisions and Exhibits

01: Working Steers Open Show

Superintendent: Tyler Allen (603) 842-2873

Showtime: Sunday, 8:00 a.m. with check in 6:30-7:30 a.m.

In this open show there are no weight Class, it will be a true open show. Classes are designed as working classes; the loads will not be excessive. Small calves may not be adequate for the courses. **One team per teamster for the forestry challenge. Entry forms are on page 62.**

- Class 1: Lemon Squeeze -Teamster will negotiate their team through a small gate opening one at a time while yoked.
- Class 2: Scoot Class - Teamster will cross haul a log onto a scoot using their cattle. They will hook onto the scoot then proceed through the course in the allotted time.
- Class 3: Log Skid Class - Teamster will maneuver a log through an obstacle course.

1st	2nd	3rd	4th	5th	6th	7th	8th	9th	10th
\$47	\$42	\$37	\$32	\$27	\$20	\$15	\$10	\$10	\$10

- Class 4: Forestry Challenge - This class is a forestry based class with many possibilities that would be encountered while working a team in the woods. Prizes/Premiums based on sponsorship.

02: Open Draft Horse & Pony Obstacle Course

Superintendents: Cindy Heisler (774-7273)

Showtime: Sunday, 9:00 am

CLASS – OPEN

Granite State Draft Horse and Pony Association Show Rules Followed.

Premiums	A	B	C	D	E	F
Forecart	35.00	30.00	25.00	20.00	10.00	Ribbon
Team Fun Class	35.00	30.00	25.00	20.00	10.00	Ribbon
Single Log	35.00	30.00	25.00	20.00	10.00	Ribbon

- Novice competitors may compete in any or all of the above classes, they will be judged separately, and placement will be awarded Ribbons only.
- Required paperwork will include Coggins Certificates, Rabies Certificates, and Insurance Certificate.
- Entry fee of \$6.00 per horse.
- One free admission per entry that is pre-registered.

03: Open Ox Pulling

Superintendent: Irvin Sidney (603) 937-0398 Showtime: Sunday, 8:00 a.m. (following weigh-in)

Weigh In: 6:30 a.m.

Entry fee \$6.00 per team (will be by Class)

Pull to follow weigh-in - Approximately 8:30 to 9:00 AM

Class and Premiums	1 st	2 nd	3 rd	4 th	5 th	6 th
1600 – 16 and under only	35.00	25.00	20.00	15.00	10.00	5.00
2000	40.00	30.00	25.00	20.00	10.00	5.00
2400	50.00	40.00	30.00	20.00	10.00	5.00
2800	50.00	40.00	30.00	20.00	10.00	5.00
3200	60.00	50.00	40.00	30.00	20.00	10.00
Free for all	90.00	75.00	50.00	40.00	30.00	20.00

The Superintendent may inspect cattle and equipment throughout a draw, and may refuse any entry not appearing the best interest of the Fair.

RULES

1. Walk In, Walk Out
2. Light use of whip or goad. Animals shall not be hit on face at any time.
3. First offense constitutes a warning. Second constitutes loss of hitch and measure. Third offense constitutes disqualification. Should disqualification occur, no premium monies will be paid. Final Hitch: If you drive hard on the last hitch with no previous warning, that hitch will be lost.
4. Any team deliberately driven over the rail will be disqualified from the contest.
5. There shall be a limit of five minutes for three hitches and time will be taken out when boat is being reset.

6. Proper language and behavior will be observed in and around the pulling ring at all times.
7. Teamster and one helper admitted free. Children 10 and under admitted free when accompanied by an adult. All others must pay \$8.00 admission fee.

04: Open Fair Photography and Art Show: Amateurs Only

- Entries must be placed in the fair's Exhibit Barn from 12:00 p.m. – 8:00 p.m. on Thursday and must remain in place until the close of the fair on Sunday at 5:00 p.m.
- Art: paint, pencil, pen, crayon, ink, and charcoal.
- Photos: color or black and white. Black and white must be on semi-gloss or other non-reflective surface. Glossy is permitted on color.
- Developing and printing may be done by the contestant or outside photo finisher.
- Photography should be displayed with a border mat and/or framed. A protective covering is recommended to avoid fingerprints. A device for hanging must be securely attached to each picture. Photographs should be no smaller than 5x7, not including mat.
- Photographs will be judged on composition, technical excellence, creativity, difficulty, and how well the photograph fits the category and how well the subject fits the format chosen.

Class in both divisions:

1. **People** – people, not their surroundings, should dominate the photograph.
2. **Portrait** – certain prominence should be given to the face(s).
3. **Landscape** – Land should dominate, although a small amount of water may be present.
4. **Waterscape** – water should be the main subject of picture – rivers, lakes, seascapes, waterfalls, etc.
5. **Abstract** – form, pattern or design should be main subject, not object(s) photographed.
6. **Nature** – photographs of the natural world with plant(s) or animal(s) being main subject.
7. **Miscellaneous Animals** – pets, zoo animals, and farm animals photographed so that animals dominate the picture.
8. **Architecture or Formal Garden** – should be the main subject, not landscape.
9. **Still Life** – should be arranged by the photographer.
10. **Action** – must show movement.
11. **Fair**- photo or art of the fair.

(Ribbons will be awarded to each entry; special ribbons will be awarded for outstanding entries).

Commissioner Of Agriculture's Award for Agricultural Excellence

Criteria

1. Awards shall recognize exhibits which promote a better understanding of agriculture and rural life.
2. Awards may be given to individuals, farms, businesses, or organizations.
3. Awards shall be given based upon assessment of the **following**:
 - a. Organization and neatness.
 - b. Ability to convey clear information or message.
 - c. Conformity to generally accepted practices such as animal cleanliness, proper preparation of produce, adherence to state or federal grade and quality standards etc.
 - d. Clear, identification of exhibitor – name and hometown.
 - e. Integration with overall goals of the individual fair; and originality.
4. Awards shall not be given to an exhibitor more than once in three years.
5. Awards shall be determined by judges appointed by the Commissioner of Agriculture, Markets and Food.

Shawn N. Jasper, Commissioner

NH Dept. of Agriculture, Markets & Food.

Attachments:

- 1: Instructions for 4-H Member Registration
- 2: 4-H Animal Show Entry Rules and Regulations
- 3: King Arthur Baking Contest
- 4: Camping Rules and Regulations
- 5: 2023 Health Regulations for New Hampshire Fairs and Shows


Attachment 1: Instructions for 4-H Member Registration

Exhibitor Group (Family) Entry

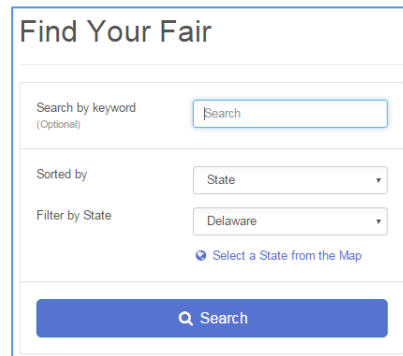
Important Reminders

- Your fair probably has dates when entry is accepted into the fair. Be sure to complete your entries (including the final “Submit” step) prior to the cut-off date.
- Register all entries for each exhibitor in the family before proceeding to the Payment section.
- Be sure to click the “Submit” button when you have completed your entries. Entries are not final until they have been submitted.
- Check your email inbox for a confirmation email with a list of your entries and any related fees.
- You will receive a second email when your entries have been approved by your fair or show.

- You may access your Fair or Show from their direct link or go to <http://www.fairentry.com> and click “Find Your Fair”.

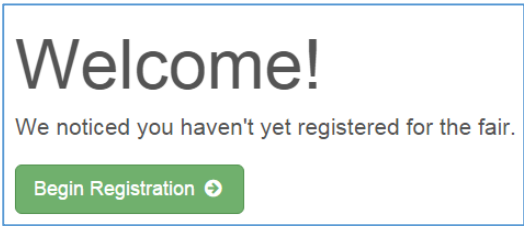
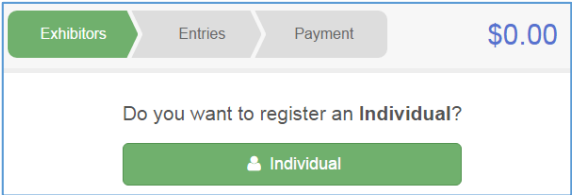


- Filter by your state, click Search, and then click on the correct fair.



- If you have a 4HOnline family account, select to “Sign in with 4HOnline” and enter your login information.
NOTE: If you forgot your password for your 4HOnline account, you need to go to 4HOnline to set a new password. Then use the new password (not the temporary password) to log in to FairEntry.



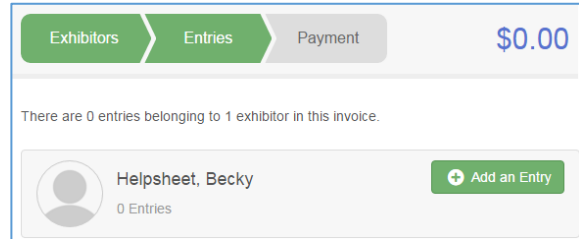
<p>1. Click “Begin Registration”</p>	
<h3>Step One – Entering Exhibitor Information</h3>	
<p>1. Once you select to register an Individual, you will have the option of registering one or more of all the members with an active and up to date registration of that 4H Online account.</p>	
<p>2. If your fair or show requests a Social Security Number for 1099 purposes, that will be Step 4 on the progress bar. Those are fully encrypted and only the last 4 digits will be visible after the number has been saved.</p> <p>3. If your fair or show asks additional questions, those will be step 4 or 5 on the progress bar. Answer any questions, and click Continue.</p> <p>4. If your fair requires you to upload any files for the exhibitor, those will be step 5 or 6 on the progress bar. Upload requested files, and click Continue.</p>	



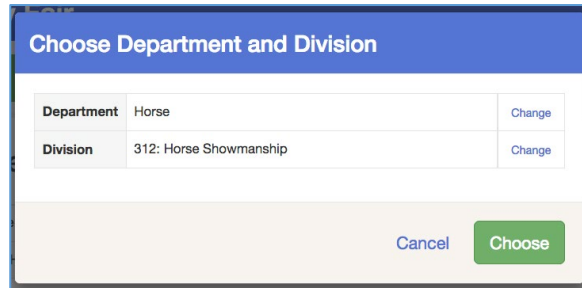
Step Two - Creating Entries for Exhibitors

Each exhibitor can have multiple entries. One entry must be made for each item, animal, class, etc. For example, if an exhibitor is bringing 2 photographs, two entries into the photography class must be created. If an exhibitor is showing one horse in 5 events, five class entries must be created. Once all entries have been created for the first exhibitor, you have the choice of creating another exhibitor in this exhibitor group (and entries) or proceeding to check-out (submitting the entries, whether or not fees are charged).

1. Click Add an Entry beside the correct exhibitor (if more than one has been created).



2. Click Select beside the first department you wish to enter. Any departments that are not available for entry will be noted as "Not Available" with a short explanation.
3. After you select a department, you will see a list of divisions to select from, and then a list of available classes. *Also notice that there are blue "Change" links in case you mistakenly select an incorrect department, division, or class.*
4. After you have selected the class, click the green Choose button.



At this point, you will continue on with either the Multiple Entry process, or the Single Entry Process, depending on the option that your fair or show selected. The Multiple Entry process is described beginning on page 5, and single entries are described beginning on page 6.



Creating Class Entries Using the Multiple Entry Process

If your fair or show has turned on the Multiple Entries option for this area, you will see a screen similar to the view at the right, below. If you do not see checkboxes next to each class, this area uses the single-entry process, and that process is described beginning on page 6.

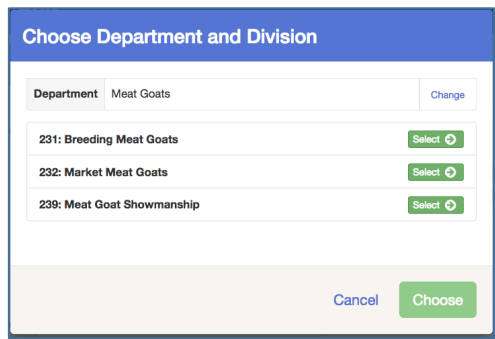
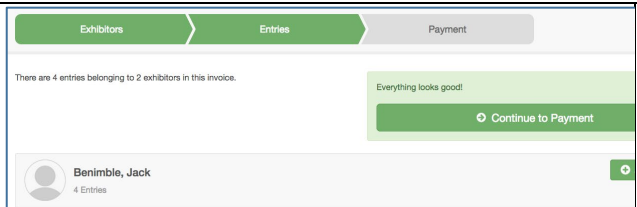
1. Click Change to select the Club to which these entries will be associated.
2. If this is an Animal Entry, click Add Animal and enter the Animal's details.
3. If this is a pen or group entry, Add multiple animals and then select to Enter a pen of animals.
4. Select which animals will be part of this entry (NOTE: these animals will be available for this exhibitor to use in other entries, if needed).
5. Check the box next to each class this animal will enter.

6. If this is not an animal entry or if animals will be added at check-in, simply select the classes and number of entries in each class that you would like to create for this exhibitor. Click Continue.

7. Review the entries. If you need to make any changes, click Cancel. If everything is correct, click Create Entries.



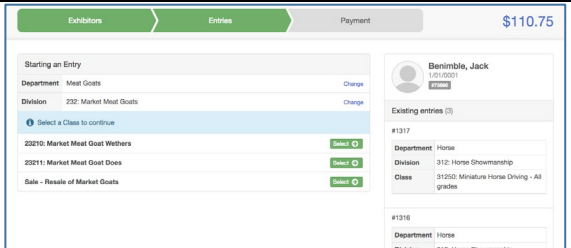
8. If you need to add another exhibitor, click on the Exhibitors button at the top left and repeat the steps to create a new exhibitor.
9. If all entries are complete, click Continue to Payment.
10. If you need to add more entries for an existing exhibitor, click Add an Entry.



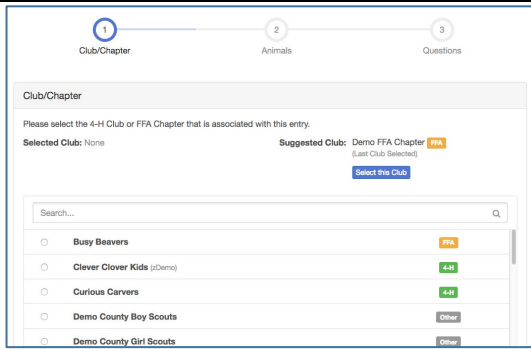
Creating Entries Using the Single Entry Process

If your screen does not resemble the picture on the right below, your fair may have used the multiple entry process in this area. See the section above, beginning on page 5.

1. Select the appropriate class.
2. Click Continue



3. Select a Club or Chapter for this entry. If this is an open class entry a Club or Chapter may not be required.
4. If this is not an animal class entry, follow the instructions on-screen to enter any additional information such as Entry Description, Custom Questions or Custom Files associated with that entry.



5. If this is an **animal class entry**, you may be required to specify which animal will be exhibited in this class; that may be optional; or you may NOT be able to specify the animal at entry time. If you are able to do that, you will see the option to “Add an animal”.
6. You will have two choices. Select “Choose an Existing Animal Record” to import and select animals from 4HOnline or animals already entered in FairEntry. Choose “Enter a New Animal Record” to enter new animal information.
7. Fill in all of the fields with information about the animal you intend to exhibit. Click Create and Add Animal when finished. If the animal information was entered incorrectly, you have the option to either Remove From Entry (creating a new animal) or Edit Animal Details. When it’s correct, click Continue.
8. Any questions or file uploads related to entry in this class will be next. Click Continue after answering those questions or uploading documents.

Identifier (Tag)	44848
Animal Type	Goats, Meat (Weigh-in)
DNA Collected	DNA (Ak-Sar-Bar)
Retinal Image	
Slate Fair	Retinal Images (Slate Fair)
Tag	44848
Animal ID: 4-H (i.e. 06-123) or USDA	

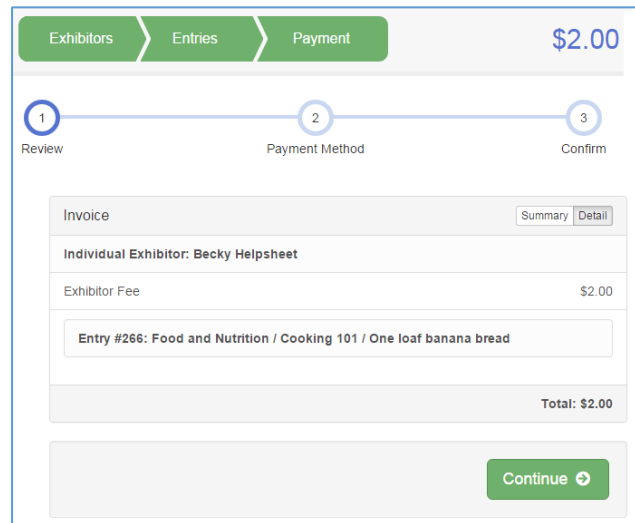
9. When each class entry is complete, you have three choices for what to do next:
 - a) If all class entries have been completed for one exhibitor, you can **Register another Exhibitor** in this exhibitor group.
 - b) If this exhibitor has more class entries to make, you can **Add another Entry for this Exhibitor**. Do this until all entries for all exhibitors are complete, then Continue to Payment.



Submitting Entries

When all entries for all exhibitors in the exhibitor group have been completed, **Continue to Payment** to finalize and submit your entries. You must submit your entries even if there are no fees, so no payment is required.

1. Review your entries for completeness and accuracy. *Notice the Summary and Detail buttons at the top of the list on the right.* If there are errors, click on the green Entries section at the top of the page. Click Continue when all information is correct.
2. Once all entries have been entered for exhibitors in your family, submit the invoice for approval.
3. You will receive an email message when the entries have been submitted for approval. You will receive a second email when the entries have been approved.



Exhibitors > Entries > **Payment** \$2.00

1 Review 2 Payment Method 3 Confirm

Invoice Summary Detail

Individual Exhibitor: Becky Helpsheet

Exhibitor Fee \$2.00

Entry #266: Food and Nutrition / Cooking 101 / One loaf banana bread

Total: \$2.00

[Continue](#)



Attachment 2: 4-H Animal Show Entry Rules and Regulations

1. Competition is limited to youth ages 8-18, on January 1st, for livestock including Beef, Dairy, Dog, Horse and Pony, Dairy Goats, Working Steer, Sheep, Poultry, Rabbits/Cavies, and/or Swine.
2. Members 5 to 8 by January 1st may show rabbits and poultry.
3. Exhibits must be part of a 4-H project for the year 2021-2022.
4. 4-H animal shows are open to all NH counties, as space allows.
5. Each species of animal must be entered on a separate entry form.
6. A Belknap County 4-H Fair Expectation Statement shall be submitted with animal entry forms.
7. Exhibitors 10 and older will be sent two 4-H Fair passes upon receipt of entry form. Exhibitors under 10 will receive one pass.
8. Entries must be checked in and out of fairgrounds with the respective Livestock Superintendent and placed as directed by the Superintendent.
9. Each 4-H animal exhibitor must have a copy of their current animal approval forms, proof of rabies vaccination, exhibitor medical forms, and code of conduct. Exhibitors with missing forms will be asked to remove their animals from the fairgrounds.
10. All animals showing signs of disease require that the herd must be removed from the fairgrounds property. Animals not having proper papers will also be sent home. All animals entered in shows or an exhibit must have proof of rabies inoculation as recommended by the N.H. State Veterinarian.
11. No animals under 4 months of age are allowed to *show* (except for poultry).
12. Each species of animals (except for dairy goats) will be allowed to have one *demonstration* of suckling animals. The superintendent of each species will determine the demonstration of suckling animals.
13. Arrival: Animals arriving on Friday night is optional and must be on the grounds, checked in by the superintendent and vehicles moved to the general parking area by 8:00 pm. No late arrivals allowed. Animals arriving on Saturday and/or Sunday need to be on the grounds by 7:30 am. All animals should remain on the grounds until excused by the Show Superintendent or at the close of the fair.

14. Each exhibitor must exhibit his or her own animal. 4-H Exhibitor may get assistant, if needed by a family member.
15. Dress code for 4-H Livestock Exhibitors for all show classes: neatly and cleanly dressed in appropriate white, khaki, or tan pants or skirts (no jeans), white 4-H shirt or blouse. Shirts with farm or corporate names are not allowed in the show ring. Closed toed shoes. Please see specific species for clothing used for each species.
16. Youth will always wear appropriate attire while on the fairgrounds. Sturdy closed- toe, safe shoes are expected. No garments advertising any alcohol or drug products. No midriffs showing and no garments considered underwear worn as outer wear.
17. Care of Livestock: Member must care for their own animals. Feed must be provided by members. Each member is responsible for cleaning out area occupied by animal(s) at the end of the show. All manure is to be placed in specific areas. Animal responsibility is essential. If a Superintendent feels an animal is being neglected the exhibitor can be disqualified.
18. The fair will have very limited bedding available on a first come – first served basis. To ensure your animal’s comfort and cleanliness exhibitors are strongly encouraged to bring their own bedding for their animals.
19. Fitting and Showmanship is **mandatory** and will be the first Class judged in each class. It will start promptly and will be closed to those who are late. The animals must be fitted and shown by the exhibitor. Failure to show in this class results in no premiums for any class.
20. Direct criticism or interference with the judge or fair/show officials (by exhibitors or parents/guardians) before, during, or after the competitive event is prohibited. Prior accommodations have been made to insure the inclusion of all youth. Please respect the judgement of our superintendents, staff, and show judges. All judges and fair/show officials shall be treated with courtesy, cooperation, and respect.
21. All exhibit areas must be left clean. Any exhibitors failing to clean their area will forfeit their premiums.
22. 4-H Herdsperson: Judged on cleanliness of stalls, general appearance of animals, good livestock husbandry, sportsmanship, and attendance by 4-H Exhibitors.

23. Educational Poster: 4-H Livestock Exhibitors may create an educational poster (14" by 22") and hang in their area. The poster should teach the public something about their species.



Attachment 3: 2024 King Arthur Baking Contest

All entries must be dropped off at the Colonial Barn between 8:00 am and 11:00 am on Friday August 2, 2024 or by 9am on Saturday, August 3, 2024. NO LATE ENTRIES WILL BE ACCEPTED.

OPEN TO: YOUTH (Ages 5 to 17); ADULT (Ages 18 and up)

RULES:

Exhibitor must bring the opened bag of King Arthur All Purpose Flour and/or King Arthur White Whole Wheat Flour or submit the UPC label from the flour bag(s) when submitting their entry.

Contestant must follow the designated recipe:

- For the Youth entry the recipe for Buttermilk Biscuits must be used exactly as it appears in this packet (6 biscuits)
- For the Adult entry the recipe for Irish Soda Bread must be used exactly as it appears in this packet (1 loaf)

An entry form and legible recipe must accompany the baked product.

All entries must be submitted on a disposable plate for judging.

Entry must contain 6 biscuits or 1 loaf of bread and covered with plastic wrap.

Criteria for baked good:

TASTE: 50 points

OVERALL APPEARANCE + CREATIVITY: 25 points

TEXTURE: 25 points

TOTAL: 100 Points

Failure to follow the rules may result in disqualification.

King Arthur is not responsible for replacing lost or misplaced prizes or ribbons (including gift cards).


ENTRY FORM FOR THE KING ARTHUR BAKING CONTEST (must accompany baked good)

Name:

Telephone Number:

Mailing Address:

Check the one that applies YOUTH ADULT





IRISH SODA BREAD

PREP: 10 mins

BAKE: 45 to 55 mins

TOTAL: 1 hr 5 mins

YIELD: one 9" loaf

Ingredients

- 2 1/4 cups (276g) [King Arthur White Whole Wheat Flour](#)
- 1 1/4 cups (150g) [King Arthur Unbleached All-Purpose Flour](#)
- 3 tablespoons (37g) granulated sugar
- 1 teaspoon baking soda
- 3/4 teaspoon table salt
- 2/3 cup (95g) currants
- 4 tablespoons (57g) butter, cold; cut into 8 pieces
- 1 1/3 cups (302g) buttermilk
- 1 large egg
- 2 tablespoons (28g) butter, melted; optional

Instructions

Preheat the oven to 400°F. Lightly grease an 8" or 9" round cake pan.

In a medium-sized mixing bowl, whisk together the flours, sugar, baking soda, salt, and currants or raisins.

Using a mixer, a pastry fork or blender, or your fingers, work in the butter until it's evenly distributed and no large chunks remain.

In a separate bowl (or in a measuring cup) whisk together the buttermilk and egg. Pour this mixture into the dry ingredients and mix to combine. The dough will be stiff; if it's too crumbly to squeeze together, add another tablespoon or two of buttermilk.

Knead the dough a couple of times to make sure it's holding together, then shape it into a ball. Flatten the ball slightly, and place the loaf in your pan. Use a sharp knife to cut a 1/2"-deep cross in the loaf.

Bake the bread for about 45 to 55 minutes, until it's golden brown and a cake tester or toothpick inserted in the center comes out clean. Remove the bread from the oven and brush the top with melted butter.

Store for about 2 days, well wrapped, at room temperature; freeze for longer storage (up to about a month).



Buttermilk Biscuits

PREP: 20 mins

BAKE: 15 to 20 mins

TOTAL: 40 mins

YIELD: 12 biscuits

Ingredients

- 3 cups (360g) [King Arthur Unbleached All-Purpose Flour](#)
- 1 teaspoon table salt
- 1 tablespoon baking powder
- 1 tablespoon granulated sugar
- 6 tablespoons (85g) butter, at room temperature*
- 1 cup to 1 cup plus 2 tablespoons (227g to 255g) buttermilk, cold*

*Use cold butter for a flakier biscuit; see "tips," below.

Instructions

Preheat your oven to 425°F with a rack in the upper portion. Get out a baking sheet; there's no need to grease it. Line it with parchment if you like, for easiest cleanup.

Weigh your flour; or measure it by gently spooning it into a cup, then sweeping off any excess.

Mix together the flour, salt, baking powder, and sugar.

Work the butter into the flour mixture using your fingers, a fork or pastry blender, a stand mixer, or a food processor; your goal is an evenly crumbly mixture (think breadcrumbs).

Drizzle the smaller amount of buttermilk evenly over the flour mixture. Mix quickly and gently for about 15 seconds, until you've made a cohesive dough. If the mixture seems dry and won't come together, don't keep working it; drizzle in enough milk — up to an additional 2 tablespoons (28g) to make it cohesive.

Place the dough on a lightly floured work surface. Pat it into a rough rectangle about 3/4" thick. Fold it into thirds like a letter and roll gently with a floured rolling pin until the dough is 3/4" thick again.

Cut the dough into circles with a biscuit cutter for traditional round biscuits; a 2 3/8" cutter makes nice-sized biscuits. Or to avoid leftover dough scraps, cut the dough into squares or diamonds with a bench knife or sharp knife.

Place the biscuits bottom side up on your prepared baking sheet; turning them over like this yields biscuits with nice, smooth tops. Brush the biscuits with milk, to enhance browning.

Bake the biscuits for 15 to 20 minutes, until they're lightly browned. Remove them from the oven, and serve warm.

Store any leftover buttermilk biscuits, well wrapped, at room temperature for several days. Freeze for longer storage. Biscuits are always best when they're rewarmed before serving.

Tips from our Bakers

Using room-temperature butter and working it into the flour until the mixture is an even, breadcrumb-like consistency will yield tender biscuits with an even, light crumb. Using cold butter and working it into the flour until the mixture is unevenly crumbly, on the other hand, will result in higher-rising biscuits that are "layered" and flaky.

Why the range in liquid? Add just enough of whatever liquid you choose to bring the dough together readily, without having to work it too much. For more tips on how to substitute different liquids and fats in biscuits, see our blog post, [Fats and liquids in biscuits](#).

Placing cut biscuits closer together (with 1/4" of space between them) will help them rise higher and straighter; they'll literally hold each other up as they rise in the oven. The sides will be softer, also. If you like a crisp biscuit, space them at least 1" apart on the baking sheet so the oven's heat can reach their sides.

If you have time, prepare the biscuits up to the point they're on the pan before preheating your oven. Place the pan of biscuits in the refrigerator while you preheat your oven to 425°F, or for about 20 to 30 minutes. This short chill will help them maintain their shape while baking.

Attachment 4: Belknap County Fair Camping Regulations

REGISTRATION FORM FOR CAMPGROUND CAMPER/TENT PARKING/CAMPING

Registration is accepted ONLY by mail and must be received by July 6, 2024

Absolutely NO registrations will be accepts after this date.

All information must be complete or registration will not be accepted.

*Date: _____

*Name: _____

*Address _____

*Contact Phone Number & E-Mail: _____

CAMPER/TENT INFORMATION

ALL SITES WILL BE NUMBERED AND ASSIGNED TO EACH REGISTERED CAMPER.

EARLY CAMPER CHECK IN WILL BE THURSDAY AUGUST 2, 2024 FROM 3 PM TO 8 PM ONLY

ALL CAMPER/TENT SHOULD BE IN PLACE BY 7 PM ON FRIDAY, AUGUST 3, 2024.

*Camper Plate Number: _____ *Expires: _____ *State: _____

*Description OF CAMPER: *MAKE/BRAND: _____ *5TH

WHEEL _____ *HITCH-TOW _____

* TOTAL LENGTH WHEN OPEN INCLUDING ALL BUMP OUTS: _____ FT

*TOTAL WIDTH, INCLUDING ALL BUMP OUTS AND AWNING: _____ FT.

*TENT SIZE - WIDTH _____ X LENGTH _____ EACH TENT IS 15.00 PER NIGHT NO ELECTRICAL IN THE TENTS

* ALL INFORMATION MUST BE COMPLETE OR REGISTRATION WILL NOT BE ACCEPTED.

*Dates. Check in 8/3 to check out 8/4: \$30.00 per night with ELECTRIC (NO AC) (NO WATER AVAILABLE).

CAMPER Total Nights: ___ Fri ___ Sat X \$30.00 _____ (EXCLUDING TENTS).

ELECTRICAL NO AC TO BE USED

EACH TENT Total Nights ___ Fri ___ Sat X \$15.00 = _____ NO ELECTRICAL IN THE TENTS

TOTAL DUE _____

Make all checks/money orders payable to Belknap COUNTY FAIR ASSOCIATION. PAYMENT MUST BE INCLUDED WITH THIS PAGE TO BE PROCESSED.

Please mail the entire form (ALL 3 pages) and payment to: BELKNAP COUNTY FAIR ASSOCIATION, c/o ROBIN STILES, 28 FOREST LANE, BOSCAWEN, NH 03303

IF YOU HAVE ANY QUESTIONS EMAIL ME AT: bcf.robinstiles@gmail.com

You will be mailed a WINDOW TAG, which you will need when you arrive to park your camper. SITE NUMBER WILL BE ON THIS TAG.

Signature is required at the end of the RULES & REGULATIONS PERTAINING TO CAMPER PARKING and ALL 3 PAGES must be returned by July 6, 2024 to the address above.

Belknap County Fairgrounds Camping Rules and Regulations:

No refunds will be given. Absolutely no vehicles will be used for living quarters that are not specifically designed for that purpose.

The total number of camping sites is limited; therefore, the following rules have been established.

- 1. ALL SITES WILL BE NUMBERED AND ASSIGNED TO EACH REGISTERED CAMPER.** All sites will be assigned when registration form is received. Subsequently the number of sites is limited, those not complying with these rules will be removed from the area at their own expense (no refunds will be given) and no exceptions will be made. **Each site will be limited in size to allow a single vehicle to park in front of it.** Additional vehicles shall be parked in the overflow area. . Excess space taken up by additional vehicles in the trailer/camping parking area will be charged for an additional trailer/camper space.
- 2. Trailers/campers are charged from the day of arrival and placement regardless of whether they are occupied or not, IF PLACED BEFORE 3 PM ON AUGUST 2, 2024. The current rates are \$30.00 per day and \$15.00 per day FOR TENTS.**
- 3. Campers must be parked vertical with each other. A clear roadway between rows shall be maintained to allow vehicles to pass safely.**

4. Quiet hour begins at 10 PM. No unreasonable noises will be tolerated after 10 PM. This rule will be strictly enforced and no warning will be issued. Two or more complaints against a camper is considered sufficient to have the trailer/camper/tent removed from the area.

5. The following items are prohibited on the fairgrounds: alcoholic beverages, illegal drugs, drug paraphernalia, guns, knives, swords, weapons of any kind, fireworks of any kind, smoke/stink bombs, laser pointers, silly string, or snap caps.

6. NO DOGS OR EXHIBITOR ANIMALS ARE ALLOWED IN THE CAMPGROUNDS. THE EXCEPTION BEING SERVICE DOGS AS PURSUANT TO THE ADA REGULATIONS AT:
<https://www.ada.gov/law-and-regs/ada/#> AND <https://www.ada.gov/resources/service-animals-2010-requirements/#how-service-animal-is-defined>

7. NO OPEN FIRES ARE PERMITTED. NO BICYCLES, SKATEBOARDS, ROLLERSKATES, SCOOTERS, UNICYCLES, HOVERBOARDS, DRONES, ETCETERA ARE ALLOWED IN THE CAMPGROUND OR ON THE FAIRGROUNDS.

8. Maximum speed limit for vehicles in the trailer/camping area is 5 MPH.

9. All campers are responsible for the cleanliness of their respective areas.

10. Storage vehicles, supply trucks, concession stands, etc. must be parked outside the trailer camping area.

11. It is the responsibility of everyone residing in the trailer/camping area to be aware of and adhere to these rules.

12. Anyone found sleeping in trucks/cars on the fairgrounds will be subject to disciplinary action and removed from the fairgrounds.

13. There will be no clotheslines strung in the campground/trailer parking area.

14. All storage vehicles will be subject to inspection by the Trailer Parking Superintendent/Assistant Superintendent as to living quarters and if found to be used as such the appropriate fee will be charged.

15. Violation of any of these rules is cause for the offender to be removed IMMEDIATELY from the camping area. If a tow truck is required to remove the offending trailer/camper the owner is responsible for all the costs incurred.

16. The BELKNAP COUNTY FAIR ASSOCIATION, its officers and members assume no responsibility for any injury to persons, damage to property, or for any loss incurred while

residing at the fairgrounds. Those staying within the trailer/camping area do so at their own risk. Campers are responsible for their own property insurance.

17. No refunds will be given per the Board of Directors of the BELKNAP COUNTY FAIR ASSOCIATION.

18. Per NH State Law all gray / black water needs to be contained and emptied in dump station, not on the ground. Dumping on the ground is a strict violation of State and Federal laws.

Any violation of the law will be reported and all fines and fees for cleanup will be the responsibility of the camper. THERE IS NO DUMP STATION AT THE FAIRGROUNDS.

Notice to all Persons Camping on the Fairgrounds:

The Board of Directors has received regulations from the Town of Belmont's Fire Chief, which in part requires a 10-foot fire stop, which is defined as a clear distance between and around the camping structures. To further define a clear distance, no structures of any type, i.e. picnic tables, chairs, vehicles, stock, gear or anything else, is allowed in the fire stop area.

Thank you for your understanding and cooperation.

I have read the rules and regulations attached, please SIGN ACKNOWLEDGEMENT ON THE REGISTRATION FORM above.

I have read and understand all the rules and regulations

above. SIGNED:

Attachment 5: New Hampshire Health Regulations for 2023 New Hampshire Fairs and Shows

NEW HAMPSHIRE DEPARTMENT OF AGRICULTURE, MARKETS & FOOD

Division of Animal Industry
25 Capitol Street 2nd Floor
P.O. Box 2042
Concord, NH 03302-2042

TO: County Agents, 4-H Club Leaders, Fair Superintendents, Show Secretaries, Veterinarians, and Exhibitors.

FROM: Dr. Stephen K. Crawford, State Veterinarian

SUBJECT: Health Regulations for 2022 New Hampshire Fairs and Shows.

(NOTE: HEALTH REGULATIONS HAVE NOT BEEN UPDATED BY NH STATE VET FOR 2023 AT THIS TIME)

SEC. I. **Certificate of Veterinary Inspection:** All cattle, sheep, goats, swine, equine, camelids (llamas & alpacas), poultry and ratites entering the State of New Hampshire from other states must be accompanied by a Certificate of Veterinary Inspection signed by an Accredited Veterinarian. This Certificate of Veterinary Inspection (CVI) shall indicate the health status of the animals, poultry and other species involved, including results of any required tests and a statement that the animals are not known to be infected with or exposed to any infectious or contagious disease. Per regulation Agr 2103.07, “Any livestock entering the state from Connecticut, Maine, Massachusetts, Rhode Island or Vermont for the purpose of participating in one of the member fairs of the New Hampshire Association of Fairs and Expositions between July 1 and October 31 shall be accompanied by a CVI issued by an accredited veterinarian in the state of origin. The CVI shall be valid for a period not to exceed 180 days, when the CVI: (1) Was issued on or after April 1 of that year; (2) Lists individual official identification for all animals thereon; (3) Includes all required test results for the animals thereon; (4) States “New England Fair season” as the consignee; and (5) Has an attachment listing the name and dates of each fair at which the animals have been in attendance.” **Be sure to check with any other state that you are entering as their requirements may differ slightly.**

If an animal has been excluded from exhibition for any reason since the CVI was issued, the excluded animal will need a new CVI prior to its next fair. **Exhibitors must check with each state they plan to enter to ensure that they have met that state’s import requirements.**

SEC. II. **Permanent, official identification:** All cattle, sheep, goats, swine, camelids, cervidae, poultry, and ratites must be individually identified by permanent, official metal or plastic tag, legible tattoo or microchip (providing a reader is available).

SEC. III. **Permit for Entry:** Ratites, Camelids, Swine and/or Poultry: Prior permit must be obtained and the number must appear on the Certificate of Veterinary Inspection. Permits may be obtained by calling: (603) 271-2404 Monday through Friday between the hours of 8:00 am - 4:00 p.m.

A. GENERAL GUIDELINES

- a. All animals must be in appropriate physical condition, be properly identified and be free of visual evidence of infectious, contagious or parasitic disease at time of arrival. Specific diseases and conditions which will disqualify an animal for entry are identified for each species in the following sections of the rules. Animals of any species with open or draining wounds should not be approved for entry.
- b. REMINDER: ALL sheep and goats of any age or sex brought to show or exhibition from either out of state or within state must possess a USDA approved individual identification tag, tattoo, or

electronic implant consistent with the requirements of the Federal Scrapie Eradication Program. Information on approved tags, tattoos and electronic implants is available from the New Hampshire Department of Agriculture, Markets, and Food at 603-271-2404 or from the USDA APHIS office in Uxbridge, MA at 508-865-1421.

- c. **All livestock must have proper, official identification. For animals identified by microchip, readers should be available at the fairgrounds.**
- d. SEE INDIVIDUAL REQUIREMENTS FOR EACH SPECIES LISTED BELOW.
- e. **IMPORTANT NOTE:** *It shall be the responsibility of show superintendents to eject each animal showing indications of contagious disease.*

B. EXHIBITOR SELF-CERTIFICATION

- a. There have been documented associations between human and non-human animal illnesses at several fairs in New England over the past few years, as well as the ongoing presence of highly pathogenic avian influenza in the region. The risk of future occurrences of high consequence disease transmission at fairs is real and carries potentially profound implications. As such, the department believes it very important to assure that every animal entering a fairground is checked by a fair authority to assure it is in good condition upon arrival. In order to improve exhibitor ownership and recognition of their responsibility to the protection of human and animal health at the fair, the department encourages all fairs to use the *Fair Exhibitor's Self-Certification of Animal Health*. This **does not supersede** any of the guidelines or requirements contained herein. As noted above, this also **should not replace** fair personnel or a veterinarian in the process of checking animals into the fair. Rather, it is intended to both improve the efficiency of the check-in process and make exhibitor's more aware of and accountable for the health status of their animals throughout the entire fair season. If necessary, this system should also allow for a more rapid trace back to the source of a disease incident. This assessment and certification should be completed no more than 24 hours prior to the animal(s) entering the fair grounds. At the time of entry, it should be reviewed, along with each animal, by the party responsible for checking animals into the fair. The department encourages and strongly supports any efforts by each fair to adopt the completion of said certificate by all exhibitors as a necessary entrance requirement. The certificate should be kept with the animals and should be available for review at any time by fair personnel.

C. RABIES RECOMMENDATIONS:

- a. The State Veterinarian recommends that all domestic animals should be immunized for rabies at least 30 days before attending the fairs. Domestic animals that do not have a licensed rabies immunization available (i.e., rabbits, pigs, and goats) may be immunized "extra-label". They can still receive the rabies shot but would not be recognized as an immunized animal. It is highly recommended that all animals displayed at the fairs be restrained in a manner that would not allow the public to be bitten or exposed to saliva. Rabies vaccines for show participants should be administered by a licensed veterinarian so as to assure the efficacious handling and administration of the vaccine.

D. RINGWORM:

- a. Ringworm infection or any condition consistent with ringworm infection should exclude an animal from exhibition. An exception could be made for an animal which has been under the treatment of a veterinarian for the ringworm infection for at least *21 days* when the veterinarian certifies in writing that duration of treatment and that the lesion is no longer infectious to other livestock or humans. This is a reasonable manner in which to mitigate risks to animal and public health from a relatively common disease condition without excluding excessive numbers of animals. Exhibitors should be made aware of the need to consult a veterinarian well in advance to arrange treatment sufficient to meet this standard

E. **CATTLE:**

- a. New Hampshire Animals - See Sec. II, Permanent Identification required. All cattle must originate from non-quarantined Tuberculosis negative herds and Brucellosis negative herds under state supervision. Each exhibition may establish additional requirements at their discretion.
- b. Out-of-State Animals - See Sec. I and II. Certificate of Veterinary Inspection and Permanent Identification required. All cattle originating from Tuberculosis accredited-free and Brucellosis classified-free states and Canadian provinces may enter the state of New Hampshire without testing. Cattle not originating from Tuberculosis accredited-free and Brucellosis classified-free states and Canadian provinces must meet the following requirements:
 - i. All cattle must originate from Tuberculosis negative and Brucellosis negative, non-quarantined herds and must have been tested within 30 days for Brucellosis and within 60 days to Tuberculosis prior to entry for the first show of the current season.
 - ii. Cattle under 18 months of age which are official vaccinates may enter New Hampshire without a Brucellosis test, but the Certificate of Veterinary Inspection must show a record of such vaccination.
 - iii. Calves under 179 days of age from Tuberculin negative herds under supervision tested within one year may enter the state without a test, if properly identified as progeny of a tuberculin tested dam.

F. **STEERS, SPAYED HEIFERS & OXEN** must meet the same requirements as stated above for Tuberculosis. No Brucellosis requirement.

G. **GOATS:**

- a. New Hampshire Animals - See Sec. II, Permanent Identification required. All goats must originate from non-quarantined herds and be clinically free from infectious and communicable diseases including lymphadenitis, staphylococcal infection, foot rot, contagious ecthyma (sore mouth), scabies or scrapie; nor shall they be progeny of goats known to be infected with scrapie.
- b. Out-of-State Animals - See Sec. I and II. Certificate of Veterinary Inspection and Permanent Identification required. All goats originating from Tuberculosis accredited-free and Brucellosis classified-free states and Canadian provinces may enter the state of New Hampshire without testing. Goats not originating from Tuberculosis accredited-free and Brucellosis classified-free states and Canadian provinces must meet the following requirements:
 - i. All goats 6 months of age or older must originate from non-quarantined, Tuberculosis negative and Brucellosis negative herds and must have been tested within 30 days for Brucellosis and within 60 days to Tuberculosis prior to entry for the first show of the current season.
 - ii. All goats under 6 months of age must be identified as progeny of a negative Brucellosis and Tuberculosis tested dam.
 - iii. All goats must be clinically free from all other infectious and communicable diseases including lymphadenitis, staphylococcal infection, foot rot, contagious ecthyma (sore mouth), scabies or scrapie, and shall not be progeny of goats known to be infected with scrapie.
- c. Goats Enrolled in the Voluntary Scrapie Program - In order to lower the risk of scrapie transmission, goat herds that are enrolled in the scrapie eradication program should follow the following guidelines:
 - i. Be kept separate from non-enrolled goats by a vacant pen, a barn alley, or a solid physical barrier (such as metal, wood, canvas) sufficient to prevent any physical contact between enrolled and non-enrolled goats.
 - ii. Limit contacts in the show or sales ring to minimize risk of scrapie transmission. These contacts take place between animals off the herd's premises and not during or immediately

after kidding. Limited contacts do not include commingling, which means the grouping of animals together with free physical contact.

- d. Prevent contact with kidding animals at exhibits or sales. Kidding increases the exposure potential.

H. **SWINE:**

- a. New Hampshire Animals - See Sec. II, Permanent Identification required. All swine must originate from non-quarantined, Brucellosis and Pseudorabies Free herds and be clinically free from all other infectious and communicable diseases.
- b. Out-of-State Animals - See Sec. I, II and III, Certificate of Veterinary Inspection, Permanent Identification and Permit required. All swine shall be Brucellosis Validated or progeny of non-quarantined Brucellosis Validated herd or originate from a validated Brucellosis-free state. All swine shall have a Pseudo-rabies (PRV) negative test within 30 days of entry or originate from a Qualified Pseudorabies Negative herd or Pseudorabies class IV or free state.

I. **SHEEP:**

- a. New Hampshire Animals - See Sec. II, Permanent Identification required. All sheep must originate from a non-quarantined flock and animals must not have been exposed to scrapie, scabies or any other contagious or infectious disease, and shall not be the direct progeny (first generation) of any animal diagnosed as having scrapie.
- b. Out-of-State Animals - See Sec. I and II. Certificate of Veterinary Inspection and permanent identification required. All sheep must originate from an inspected, non-quarantined flock; the Certificate of Veterinary Inspection shall state that the animals have not been exposed to scrapie, scabies or any other contagious or infectious disease; and the animal shall not be the progeny of a sire or dam that was infected with scrapie.
- c. Sheep Enrolled in the Voluntary Scrapie Program - In order to lower the risk of scrapie transmission, sheep flocks that are enrolled in the scrapie eradication program should follow the following guidelines:
 - i. Be kept separate from non-enrolled sheep by a vacant pen, a barn alley, or a solid physical barrier (such as metal, wood, canvas) sufficient to prevent any physical contact between enrolled and non-enrolled sheep.
 - ii. Limit contacts in the show or sales ring to minimize risk of scrapie transmission. These contacts take place between animals off the flock's premises and not during or immediately after lambing. Limited contacts do not include commingling, which means the grouping of animals together with free physical contact.
 - iii. Prevent contact with lambing animals at exhibits or sales. Lambing increases the exposure potential.

J. **HORSES:**

- a. New Hampshire Animals – A negative USDA-approved Equine Infectious Anemia (EIA) test (i.e. Coggins or ELISA) within the previous twelve months is recommended.
- b. Out-of-State Animals - See Sec. I. Certificate of Veterinary Inspection required. All equines entering the State of New Hampshire must be accompanied by a valid negative A.G.I.D. or ELISA (Coggins) test for Equine Infectious Anemia conducted within twelve months prior to entry. Entry permit not required.

NOTE: *It is strongly recommended that Show Management examine health certificates and EIA test papers for all horses. It is also recommended that all horses have EEE, tetanus, and equine herpes virus vaccines no less than 14 days and no more than one year prior to the date of the fair in addition to the rabies vaccine.*

K. **POULTRY:**

- a. New Hampshire Poultry - All poultry over 5 months of age must have been tested within one year for, and found negative to Salmonella Pullorum and avian influenza, must be identified by official leg band and must be progeny of Pullorum clean stock, and must be free of all clinical evidence of infectious and contagious diseases and exposure thereto.
- b. Out-of-State Poultry - See Sec. I, II and III. Certificate of Veterinary Inspection or NPIP VS Form 9-3 and Permit required. All poultry over 5 months of age must have been tested within 10 days for, and found negative to Salmonella Pullorum and avian influenza and must be identified by official leg band. All poultry under 5 months must be progeny of avian influenza and Pullorum clean stock and free of all infectious and contagious diseases and exposure thereto.

NOTE: *There continue to be wildlife findings of highly pathogenic avian influenza (HPAI) in the region even though the waterfowl "migration" ended months ago. HPAI is still here, and apparently circulating in our wild, resident bird populations. The department has no current plans to prohibit poultry shows in the absence of widespread domestic bird findings, but the department still discourages any poultry shows for 2022. The department would actively support any entity that opts to skip shows this year, and would strongly encourage anyone planning a show to think hard about that decision. The department is available to discuss the various considerations.*

CERVIDAE, CAMELIDS AND BISON:

- c. New Hampshire Animals - All cervidae, camelids and bison must originate from non-quarantined herds.
- d. Out-of-State Animals - See Sec. I, II and III. Certificate of Veterinary Inspection, Permanent Identification and Permit required. Camelids and bison must have a negative Brucellosis test within 30 days prior to the first show of the season and a negative Tuberculosis test within 60 days prior to the first show of the season.

NOTE: *No cervids may enter the state of New Hampshire for show purposes due to the threat of Chronic Wasting Disease (CWD).*

L. **RATITE (emu, rhea, ostrich, moa, kiwi and cassowary):**

- a. New Hampshire Animals - All ratites must originate from a non-quarantined, Avian Influenza tested negative flock.
- b. Out-of-State Animals - See Sec. I, II and III. Certificate of Veterinary Inspection, Permanent Identification and Permit required. All ratites must have been tested negative to pathological strains of Avian Influenza within 10 days of the fair.

c.

M. **BIO-SECURITY:**

- a. When exhibiting animals at the fairs or shows, bring your own shovels, forks, brooms and wheel barrows for your personal use and do not allow them to be used by others. Disinfect all of the hand tools, including the wheel barrows, feed tubs and your boots and shoes before going back to the farm.
- b. Consider isolating all animals returning to your farm from the animals left at home for a period of time to minimize transmission of diseases that may have been picked up at the show.
- c. Do not allow the public to walk in the feed areas and do not allow manure contamination of the feed or feeding areas.
- d. There are many diseases, such as Johnes, E. Coli, Salmonella, etc., that can be spread at fairs and brought back to the farm. Do your best to prevent the spread of these and other organisms.