

The Pine Tree State Poll

August 22, 2024

KING LEADS MAINE SENATE RACE; RESIDENTS DIVIDED ON POPULAR VOTE COMPACT

By: Sean P. McKinley, M.A.
Andrew E. Smith, Ph.D.

Zachary S. Azem, M.A.
Tracy Keirns, Ph.D.

andrew.smith@unh.edu
603-862-2226
cola.unh.edu/unh-survey-center

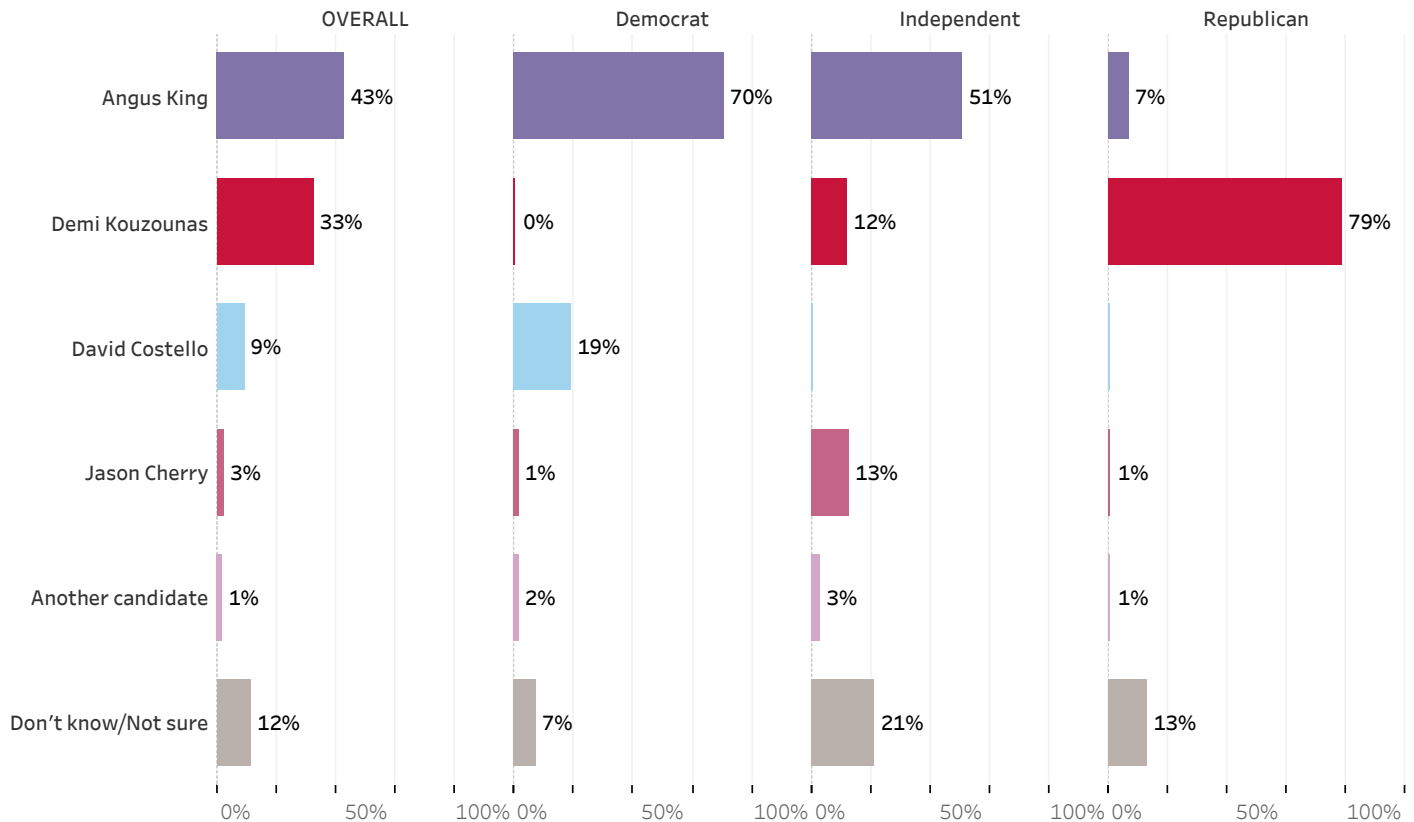
DURHAM, NH - Senator Angus King leads in his re-election bid in Maine. Mainers are evenly divided on the state joining the National Popular Vote Interstate Compact and prefer the current "congressional district" system to apportion presidential delegates rather than a "winner-take-all" system. Just over half of Mainers approve of Governor Mills' job performance and nearly half think the state is headed in the right direction.

2024 Maine U.S. Senate Election

Incumbent Independent Senator Angus King, who caucuses with Democrats in the Senate, leads the race for the U.S. Senate in Maine. If the general election were held today, 43% of likely voters say that they would vote for King, 33% would vote for Republican nominee Demi Kouzounas, 9% would vote for the Democratic nominee David Costello, 3% would vote for Independent Jason Cherry, 1% would vote for another candidate, and 12% are undecided.

Most Democrats (70%) plan to vote for King but 19% would vote for Costello. Half of Independents (51%) support King, while four in five Republicans (79%) support their nominee, Kouzounas. King enjoys particularly high levels of support among self-described liberals, older voters, those who have completed postgraduate work, and Southern Maine residents. Kouzounas does well among conservatives and libertarians, men, and Central Maine residents while Costello draws higher levels of support from socialists and young people.

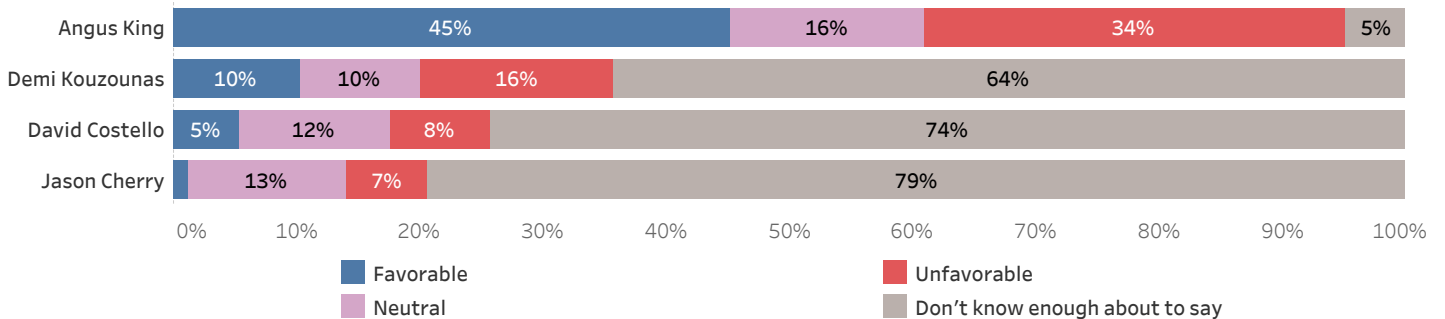
2024 Maine U.S. Senate General Election - by Party ID - August 2024



* We ask that this copyrighted information be referred to as *the Pine Tree State Poll*, a States of Opinion Project, conducted by the University of New Hampshire Survey Center.

Turning to the personal favorability of the candidates, 45% of likely voters have a favorable opinion of King, 34% have an unfavorable opinion of him, 16% are neutral, and 5% don't know enough about him to say. King's net favorability rating among likely voters (the percentage who have a favorable opinion minus the percentage with an unfavorable opinion), is +11. King is very popular among Democrats (+72) but is very unpopular among Republicans (-63) while Independents are largely neutral (+4). Relatively few likely voters in Maine know enough to have an opinion of the Republican nominee Kouzounas (36%), the Democratic nominee Costello (26%), or Independent Cherry (21%).

Favorability - 2024 Maine U.S. Senate Candidates - August 2024

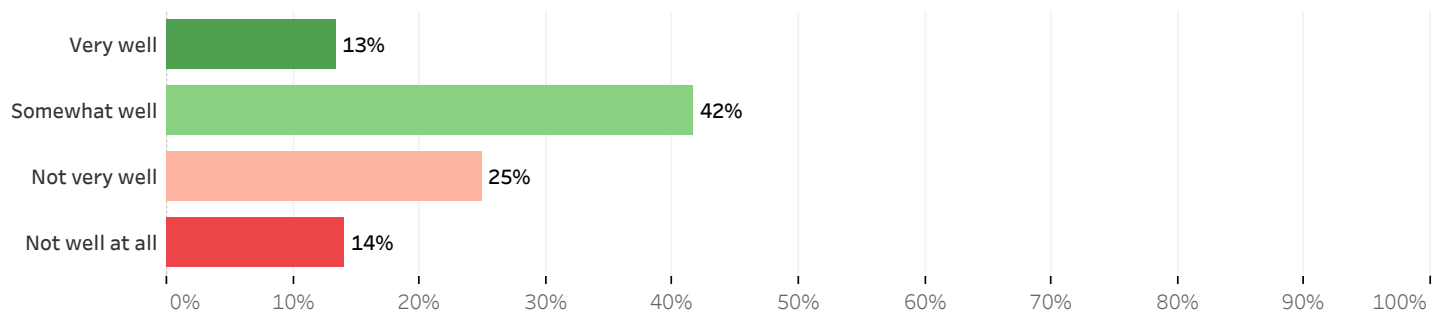


2024 Ballot Propositions

Among propositions on the ballot in November, Maine voters will be asked to weigh in on Question 1, which would limit campaign contributions to \$5,000 from individuals and other entities to political action committees that make independent expenditures. However, only 8% of likely voters in November say that they have heard a lot about this question, 23% have heard some about it, 34% have not heard very much, and 29% have heard nothing at all.

Overall, only 13% of likely voters in Maine say that they understand Question 1 very well, 42% say that they understand it somewhat well, 25% say they do not understand it very well, and 14% do not understand it well at all.

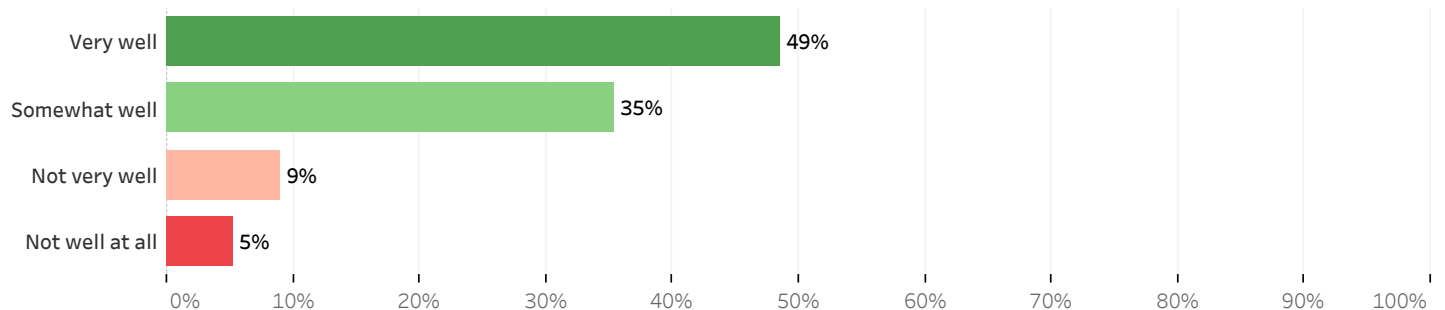
How Well Understand 2024 Ballot Measure - Question 1: Campaign Contribution Limits Initiative - August 2024



Maine voters will be invited to weigh in on Question 5, which would replace the existing state flag with a flag often called the Pine Tree Flag. Forty-three percent of likely voters in November say that they have heard a lot about this question, 40% have heard some about it, 11% have heard not very much, and only 5% have heard nothing at all.

Overall, 49% of likely voters in Maine say that they understand Question 5 very well, 35% say that they understand it somewhat well, 9% say they do not understand it very well, and 5% do not understand it well at all.

How Well Understand 2024 Ballot Measure - Question 5: Maine State Flag Referendum - August 2024

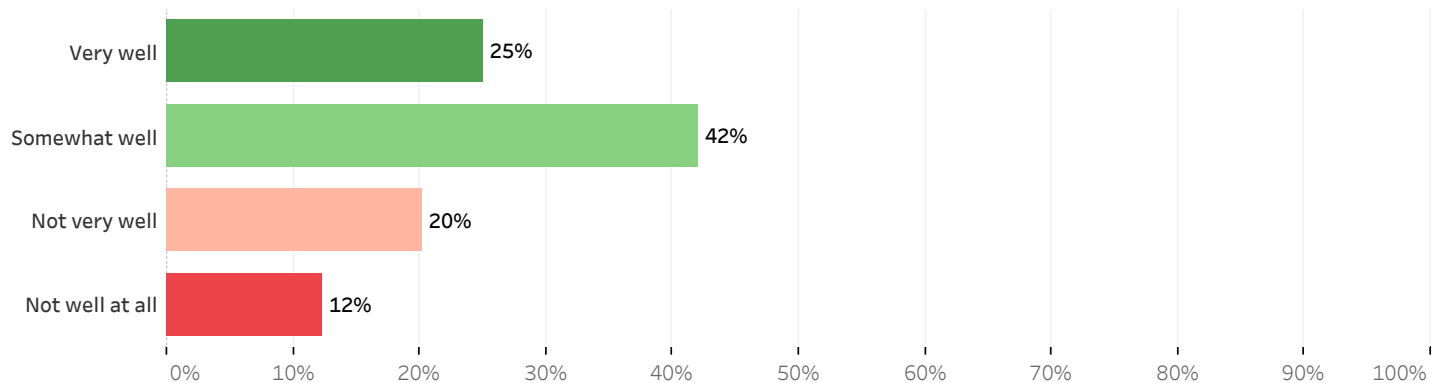


Maine's Electoral System

Maine recently passed a law to join the National Popular Vote Interstate Compact (NPV), an agreement that awards all electoral votes in presidential elections from states in the compact to the candidate who won the national popular vote. This compact will take effect only when enacted by states with a majority of electoral votes in presidential elections. Only 16% of Mainers say that they have heard a lot about this, 29% have heard some about this, 23% have not heard very much, and 31% have heard nothing at all.

Among those who have heard at least something about this (N=666), only a quarter (25%) say that they understand how the National Popular Vote Interstate Compact works, 42% say they understand it somewhat well, 20% say they do not understand it very well, and 12% do not understand it well at all.

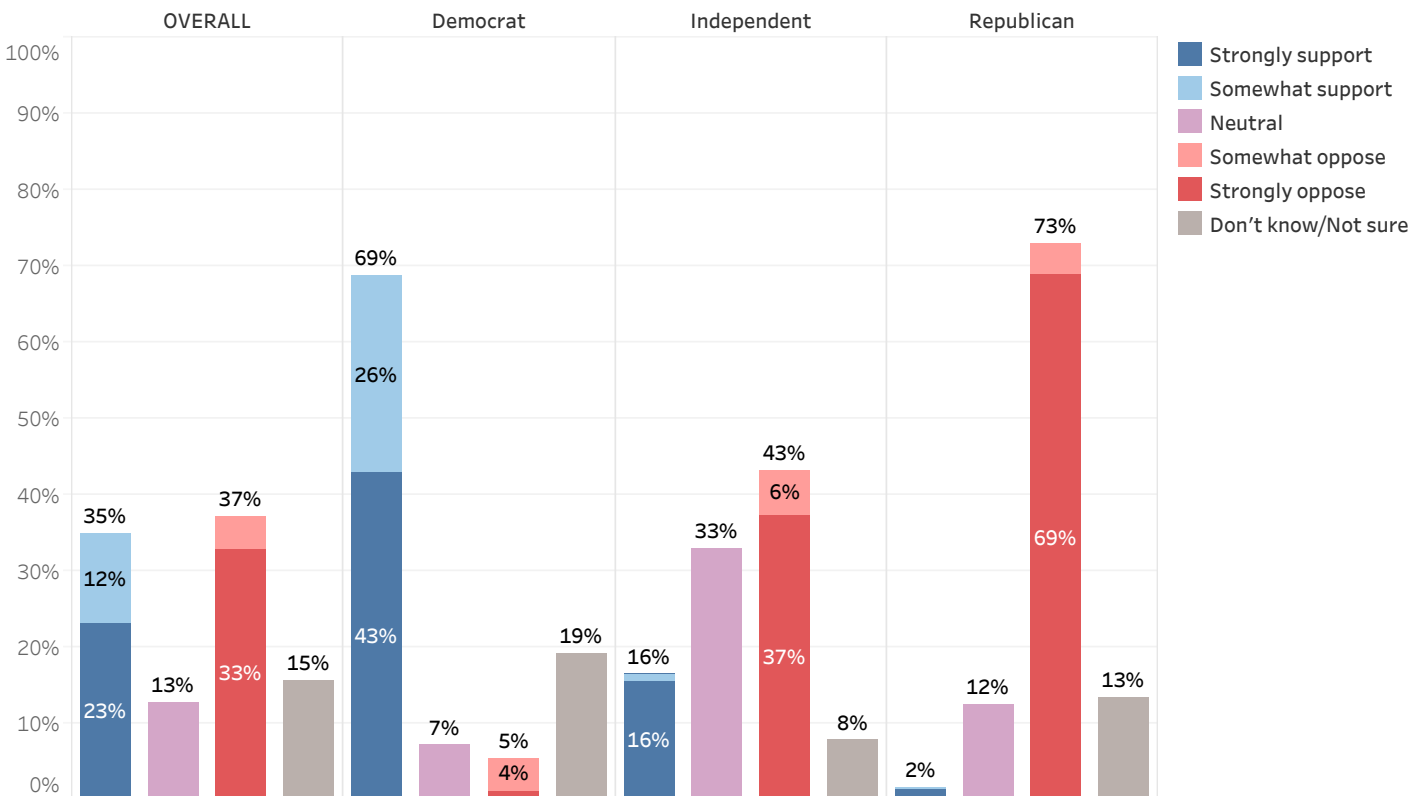
How Well Understand How National Popular Vote Interstate Compact Works - August 2024



Mainers are divided on Maine joining the compact. Among those who have heard at least something about it (N=666), 35% percent strongly (23%) or somewhat (12%) support Maine joining the NPV, 13% are neutral, 37% somewhat (4%) or strongly (33%) oppose joining the compact, and 15% are unsure.

Seven in ten Democrats (69%) support joining the NPV while nearly three-quarters of Republicans (73%) oppose joining it. Among Independents, 43% oppose Maine joining the NPV, 33% are neutral, and only 16% support joining it.

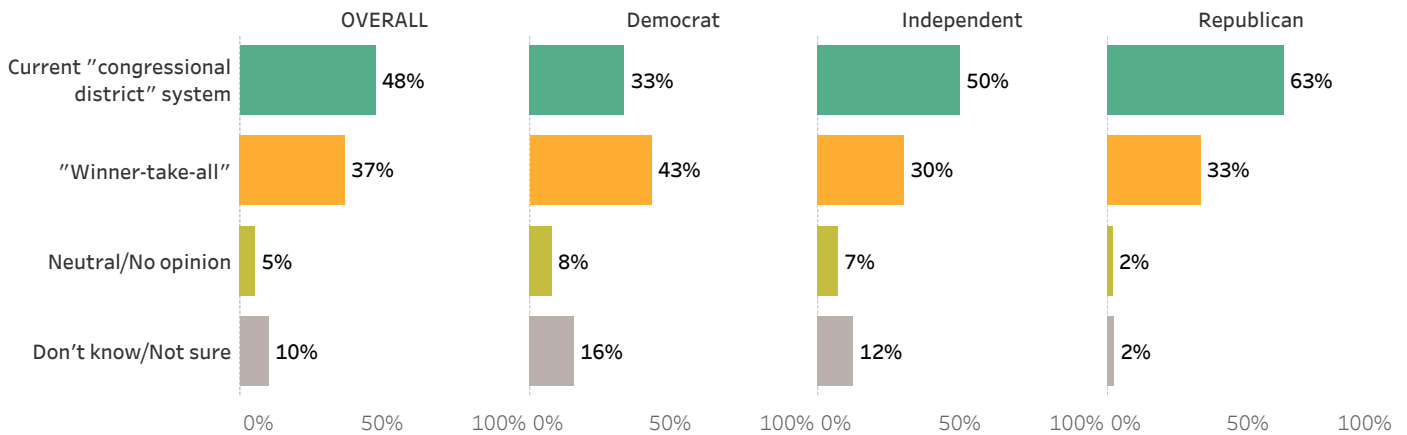
Support or Oppose Maine Joining National Popular Vote Interstate Compact (NPV) - by Party ID - August 2024



For presidential elections, Maine currently allocates electoral votes using the "congressional district" system: two of the state's electoral votes are awarded to the candidate with the most votes statewide and one electoral vote awarded to the winner of each of the state's two congressional districts. Some have argued that Maine should adopt a "winner-take-all" system like in most states in which all of the state's electoral votes are awarded to the candidate who wins the most votes in the state.

Just under half (48%) of Mainers prefer to keep the current "congressional district" system, 37% want to switch to a "winner-take-all" system, 5% are neutral on the issue or have no opinion, and 10% are unsure. A plurality of Democrats (43%) prefer switching to a "winner-take-all" system, but 50% of Independents and 63% of Republicans want to keep the current "congressional district" system. A majority of Maine's Second Congressional District residents (53%) prefer the current "congressional district" system while CD1 residents are about evenly divided in their opinion.

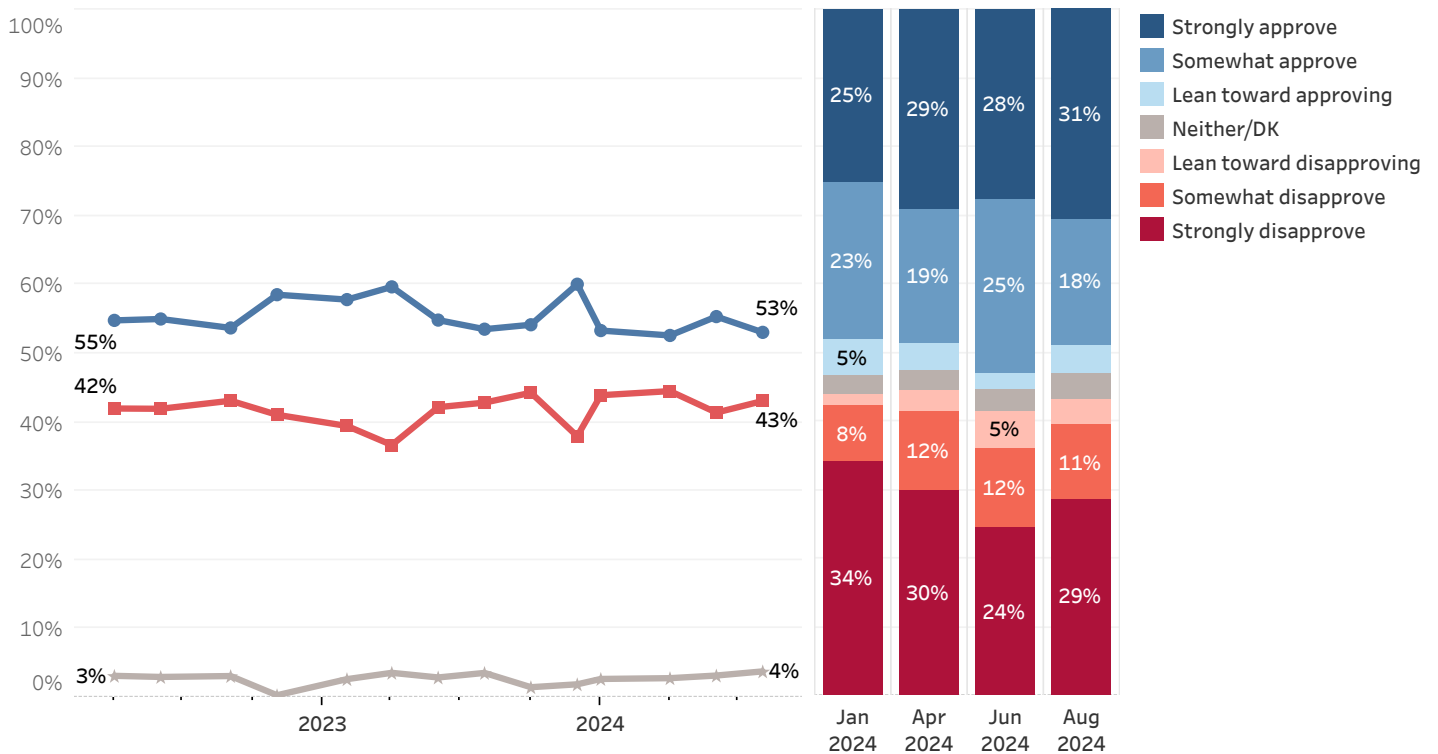
Preferred Way to Apportion Electoral College Votes - by Party ID - August 2024



Assessment of Mills' Governorship

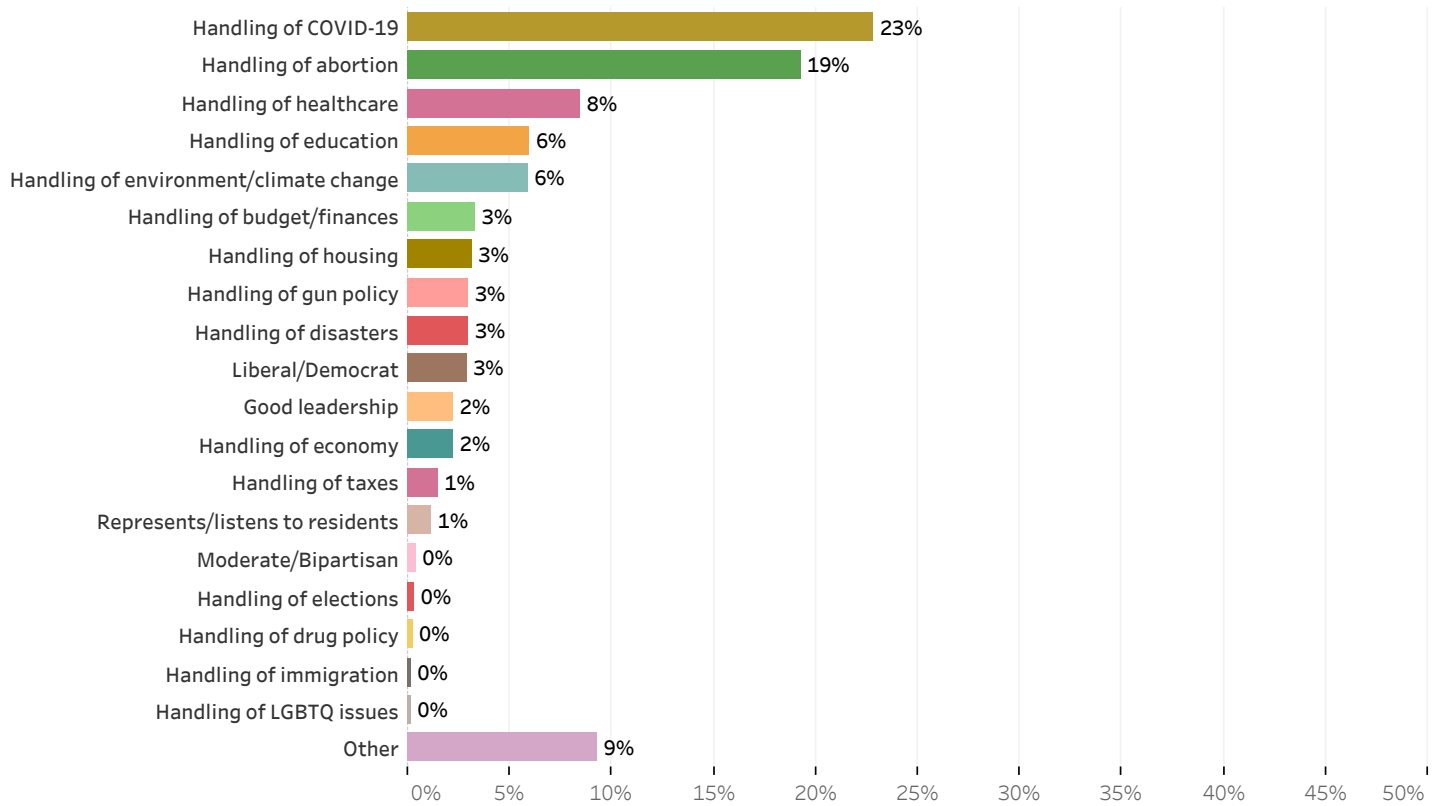
Currently, 53% of Maine residents approve of Governor Mills' job performance, 43% disapprove, and 4% neither approve nor disapprove or don't know. Mills' net approval rating is +10, largely unchanged in 2024. Eighty-eight percent of Democrats and 49% of Independents support Mills but only 12% of Republicans feel this way.

Approval of President Mills' Job Performance



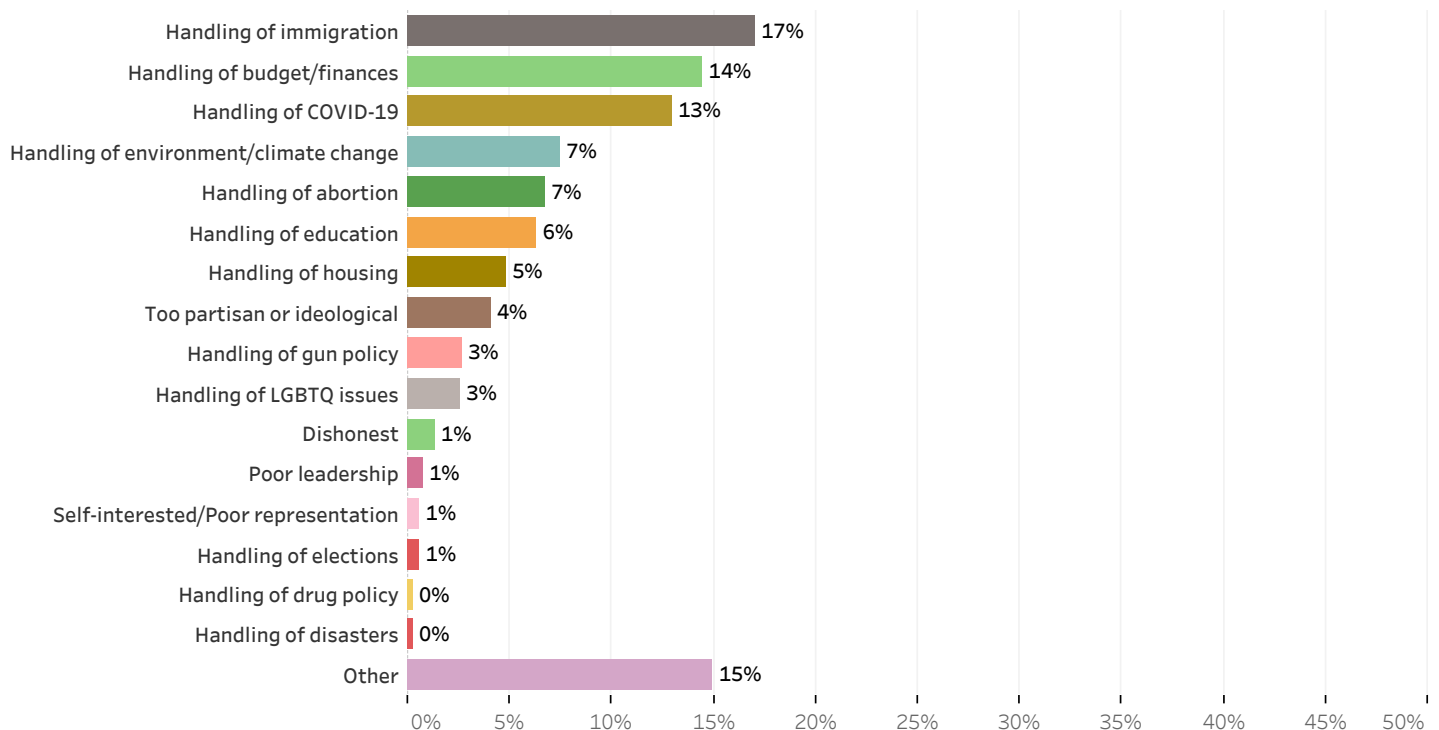
Those who approve of Mills' performance as governor (N=462) most often mention her handling of COVID-19 (23%) or abortion (19%) as the most important decision she has made that makes them approve of her job performance, followed by her handling of healthcare (8%), education (6%), and the environment or climate change (6%).

Most Important Decision Mills Made Which Made Approve - August 2024



Those who disapprove of Mills' performance as governor (N=377) most often mention her handling of immigration (17%), the budget or finances (14%), or COVID-19 (13%), followed by her handling of environment or climate change (7%), abortion (7%), and education (6%).

Most Important Decision Mills Made Which Made Disapprove - August 2024

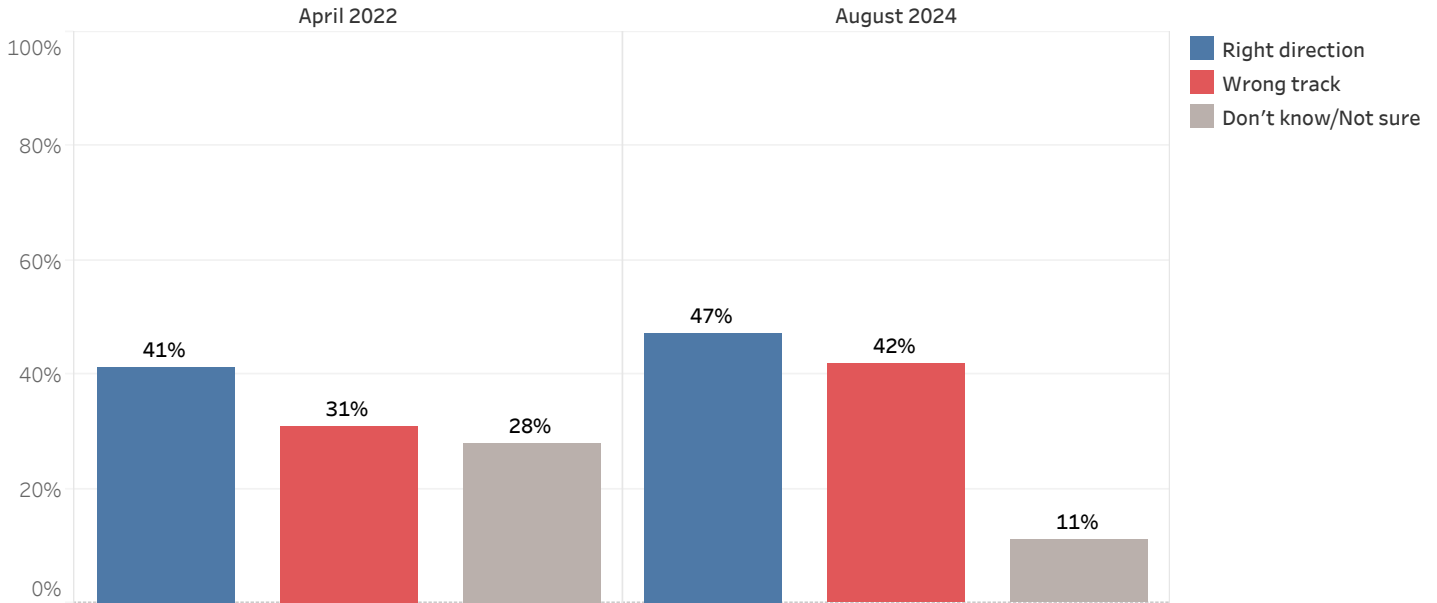


Direction of the State

Forty-seven percent of Mainers feel that things in the state are generally going in the right direction, 42% think things in the state are seriously off on the wrong track, and 11% are unsure. In April 2022, 41% felt that the state was going in the right direction.

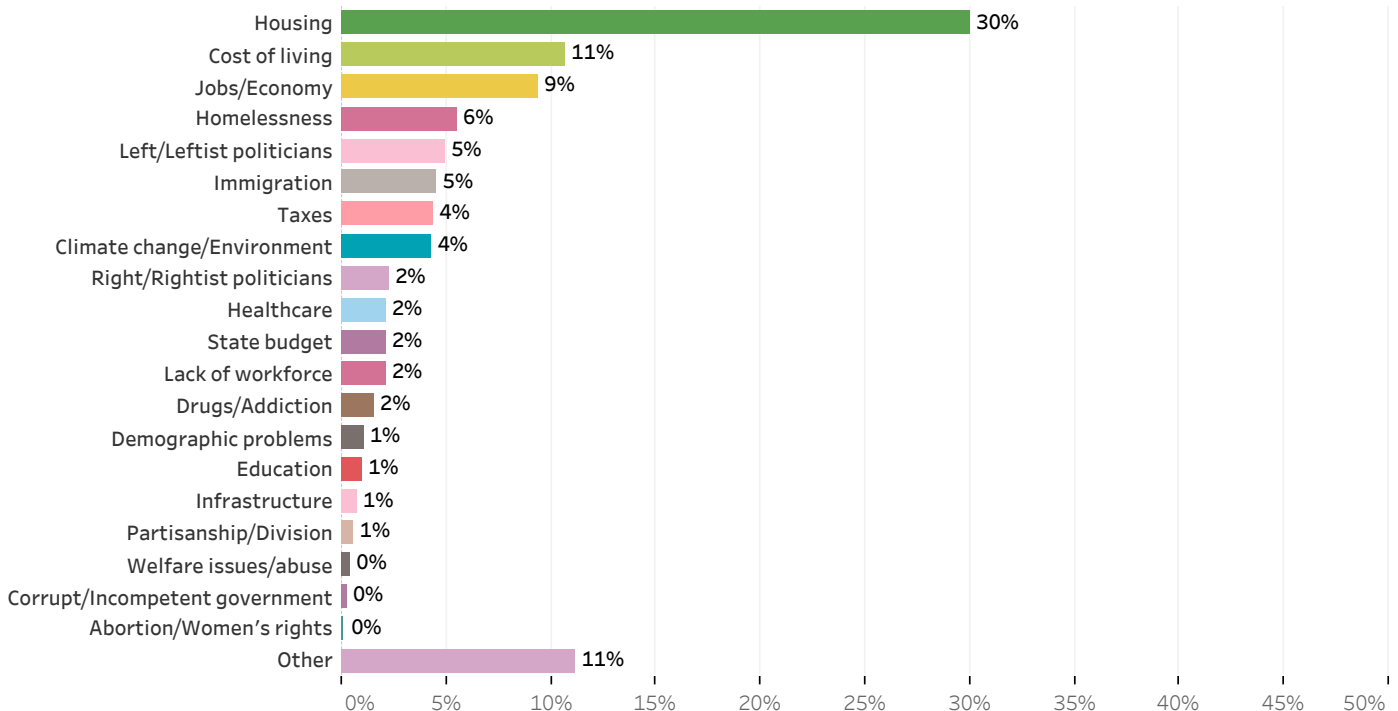
More than three-quarters (78%) of Democrats feel that things in Maine are going in the right direction but only 43% of Independents and 11% of Republicans feel that way.

Maine Heading in Right Direction or On Wrong Track



Three in ten Mainers (30%) say that housing is the most important problem facing the state, 11% cite the cost of living, 9% mention jobs or the economy, 6% mention homelessness, and 5% each cite the political left or leftist politicians or immigration. Democrats in Maine are more likely than others to mention housing while Republicans are more likely than others to mention the cost of living, jobs or the economy, the political left or leftist politicians, or taxes.

Most Important Problem Facing Maine - August 2024



Pine Tree State Poll Methodology

These findings are based on the latest Pine Tree State Poll, conducted by the University of New Hampshire Survey Center. Eight hundred twenty-one (821) Pine Tree State Panel members completed the survey online. The response rate for panel respondents to the August 2024 Pine Tree State Poll is 40%. In addition, 178 Maine residents completed the survey after receiving an invitation via text message to complete the survey online. Overall, 999 individuals completed the survey between August 15 and August 19, 2024. The margin of sampling error for the survey is +/- 3.1 percent. Included in the sample were 951 likely general election voters (margin of sampling error +/- 3.2 percent). Of these likely voters, 494 are residents of Maine's 1st Congressional District (MOE +/- 4.4 percent) and 443 are residents of Maine's 2nd Congressional District (MOE +/- 4.7 percent). In addition to potential sampling error, all surveys have other potential sources of non-sampling error including question order effects, question wording effects, and non-response. These MSE's have not been adjusted for design effect. The design effect for the survey is 2.2%.

The Pine Tree State Panel is a probability-based web panel of Maine residents. Approximately 2,500 Maine adults have been recruited from phone, text-to-web, or mail-to-web surveys sent to randomly-selected phone numbers or addresses. Panelists are then asked to participate in online surveys sponsored by the UNH Survey Center.

Data were weighted by respondent sex, age, education, and region of the state to targets from the most recent American Community Survey (ACS) conducted by the U.S. Census Bureau, as well as party registration levels provided by the ME Secretary of State and to 2020 election results in Maine. Surveys were taken in English, all respondent data included passes Qualtrics data quality checks, and single-use survey links were used to prevent multiple submissions by respondents.

The number of respondents in each demographic below may not equal the number reported in cross-tabulation tables as some respondents choose not to answer some questions. Due to rounding, percentages may not sum to 100%. All coding of open-ended responses is conducted by human coders.

For more information about the methodology used in this Pine Tree State Poll, contact Dr. Andrew Smith at (603) 862-2226 or by email at andrew.smith@unh.edu.

August 2024 Pine Tree State Poll Demographics

		%	N
Gender of Respondent	Men	49%	470
	Women	51%	479
Age of Respondent	18 to 34	23%	224
	35 to 49	22%	218
	50 to 64	28%	281
	65 and older	27%	269
Level of Education	High school or less	35%	345
	Tech school/Some college	31%	306
	College graduate	21%	211
	Postgraduate work	13%	128
Region of State	Central Maine	23%	232
	Downeast/Coastal Maine	17%	173
	Northern Maine	22%	212
	Southern Maine	38%	370
Party ID	Democrat	47%	459
	Independent	14%	139
	Republican	38%	371
Voting Registration	Registered Democrat	36%	348
	Registered Republican	27%	259
	Registered Green Party	4%	41
	Registered Unenrolled	33%	318
2020 Pres Vote	Voted for Biden	52%	520
	Voted for Trump	42%	416
	Voted for other 2020 candidate	3%	29
	Did not vote in 2020	3%	29

2024 Maine U.S. Senate General Election

If the 2024 election for U.S. Senate was being held today, which candidate would you vote for?

		<u>Jason Cherry</u>	<u>David Costello</u>	<u>Angus King</u>	<u>Demi Kouzounas</u>	<u>Another candidate</u>	<u>Don't know/Not sure</u>	<u>N</u>
STATEWIDE	August 2024	3%	9%	43%	33%	1%	12%	936
Voting Registration	Registered Democrat	2%	22%	68%	1%	0%	7%	333
	Registered Republican			5%	79%	0%	16%	246
	Registered Green Party	14%	24%	53%		9%		41
	Registered Unenrolled	4%	1%	47%	33%	1%	14%	297
Party ID	Democrat	1%	19%	70%	0%	2%	7%	439
	Independent	13%		51%	12%	3%	21%	122
	Republican	1%		7%	79%	1%	13%	352
Political Ideology	Socialist	8%	26%	42%			24%	77
	Progressive	4%	17%	71%	5%	0%	2%	131
	Liberal		6%	86%	6%		1%	124
	Moderate	1%	5%	64%	19%		10%	209
	Conservative	2%		6%	86%	2%	5%	218
	Libertarian	6%		3%	71%	3%	17%	84
Age of Respondent	18 to 34	3%	28%	23%	19%	4%	23%	202
	35 to 49	8%	9%	41%	33%	0%	9%	204
	50 to 64	1%	1%	45%	44%	1%	9%	266
	65 and older	0%	2%	57%	31%	1%	8%	260
Gender of Respondent	Men	2%	6%	38%	46%	1%	7%	452
	Women	3%	13%	50%	20%	0%	15%	438
Level of Education	High school or less	6%	14%	27%	41%	2%	9%	320
	Tech school/Some college		5%	38%	37%	2%	17%	286
	College graduate	1%	8%	55%	24%		11%	201
	Postgraduate work	0%	6%	72%	13%	0%	8%	125
Region of State	Central Maine	3%	16%	24%	45%		12%	216
	Downeast/Coastal Maine		13%	43%	31%	0%	12%	161
	Northern Maine	5%	7%	41%	39%	4%	4%	208
	Southern Maine	0%	4%	56%	22%	2%	16%	342
Cong. District	1st Congressional District	0%	8%	51%	26%	1%	13%	492
	2nd Congressional District	4%	11%	34%	40%	2%	10%	435
2020 Pres Vote	Voted for Biden	2%	13%	75%	0%	2%	9%	480
	Voted for Trump	1%	2%	9%	74%	2%	14%	402
	Voted for other 2020 candidate	53%	1%	15%	20%	0%	11%	27
	Did not vote in 2020		65%	10%	4%		21%	24

Favorability - Angus King

Below are the candidates who are running for U.S. Senate from Maine in 2024. Please indicate whether you have a favorable or unfavorable opinion of each of them or if you don't know enough about them to say - Angus King

		<u>Favorable</u>	<u>Neutral</u>	<u>Unfavorable</u>	<u>Don't know enough about to say</u>	<u>N</u>
STATEWIDE	August 2024	45%	16%	34%	5%	959
Voting Registration	Registered Democrat	75%	14%	8%	3%	341
	Registered Republican	6%	22%	64%	8%	248
	Registered Green Party	57%	21%	23%		41
	Registered Unenrolled	43%	12%	41%	4%	309
Party ID	Democrat	78%	13%	6%	3%	455
	Independent	41%	18%	37%	5%	123
	Republican	6%	18%	69%	7%	355
Political Ideology	Socialist	52%	38%	2%	8%	77
	Progressive	74%	13%	12%	0%	137
	Liberal	85%	6%	8%	1%	125
	Moderate	61%	13%	23%	3%	229
	Conservative	7%	14%	67%	12%	220
	Libertarian	2%	6%	92%		80
Age of Respondent	18 to 34	36%	39%	23%	2%	213
	35 to 49	44%	10%	30%	16%	204
	50 to 64	40%	11%	47%	2%	276
	65 and older	59%	6%	33%	1%	261
Gender of Respondent	Men	39%	11%	49%	1%	454
	Women	52%	20%	21%	7%	458
Level of Education	High school or less	33%	24%	34%	9%	324
	Tech school/Some college	37%	15%	46%	3%	297
	College graduate	57%	7%	33%	3%	206
	Postgraduate work	75%	11%	12%	2%	127
Region of State	Central Maine	32%	19%	46%	3%	229
	Downeast/Coastal Maine	46%	20%	33%	1%	158
	Northern Maine	40%	9%	38%	12%	208
	Southern Maine	57%	15%	24%	4%	354
Cong. District	1st Congressional District	52%	17%	29%	3%	506
	2nd Congressional District	38%	14%	40%	8%	443
2020 Pres Vote	Voted for Biden	78%	14%	6%	3%	499
	Voted for Trump	7%	18%	69%	7%	404
	Voted for other 2020 candidate	13%	4%	70%	13%	27
	Did not vote in 2020	53%	33%	6%	8%	25

Favorability - David Costello

Below are the candidates who are running for U.S. Senate from Maine in 2024. Please indicate whether you have a favorable or unfavorable opinion of each of them or if you don't know enough about them to say - David Costello

		<u>Favorable</u>	<u>Neutral</u>	<u>Unfavorable</u>	<u>Don't know enough about to say</u>	<u>N</u>
STATEWIDE	August 2024	5%	12%	8%	74%	955
Voting Registration	Registered Democrat	10%	10%	4%	76%	339
	Registered Republican	3%	15%	13%	70%	247
	Registered Green Party	3%	45%	11%	41%	41
	Registered Unenrolled	3%	5%	8%	84%	308
Party ID	Democrat	8%	11%	3%	78%	454
	Independent		11%	14%	75%	123
	Republican	4%	15%	12%	69%	354
Political Ideology	Socialist	2%	3%	15%	80%	77
	Progressive	16%	13%	6%	66%	135
	Liberal	2%	7%	5%	85%	124
	Moderate	7%	9%	5%	78%	229
	Conservative	1%	20%	15%	64%	219
	Libertarian		3%	5%	92%	80
Age of Respondent	18 to 34	11%	21%	7%	61%	213
	35 to 49	4%	11%	8%	77%	204
	50 to 64	4%	5%	7%	84%	276
	65 and older	3%	15%	8%	73%	259
Gender of Respondent	Men	5%	18%	11%	66%	452
	Women	6%	6%	6%	83%	457
Level of Education	High school or less	6%	16%	5%	73%	324
	Tech school/Some college	3%	14%	11%	73%	294
	College graduate	7%	7%	8%	78%	205
	Postgraduate work	7%	8%	10%	76%	127
Region of State	Central Maine	10%	14%	4%	72%	229
	Downeast/Coastal Maine	6%	8%	8%	78%	156
	Northern Maine	4%	16%	11%	70%	208
	Southern Maine	3%	10%	9%	78%	352
Cong. District	1st Congressional District	4%	8%	10%	78%	503
	2nd Congressional District	7%	16%	6%	71%	442
2020 Pres Vote	Voted for Biden	3%	11%	5%	81%	497
	Voted for Trump	5%	14%	12%	68%	403
	Voted for other 2020 candidate	1%	22%	3%	74%	27
	Did not vote in 2020	51%	2%		46%	25

Favorability - Demi Kouzounas

Below are the candidates who are running for U.S. Senate from Maine in 2024. Please indicate whether you have a favorable or unfavorable opinion of each of them or if you don't know enough about them to say - Demi Kouzounas

		<u>Favorable</u>	<u>Neutral</u>	<u>Unfavorable</u>	<u>Don't know enough about to say</u>	<u>N</u>
STATEWIDE	August 2024	10%	10%	16%	64%	959
Voting Registration	Registered Democrat	1%	8%	20%	71%	339
	Registered Republican	24%	15%	4%	56%	253
	Registered Green Party		10%	52%	38%	41
	Registered Unenrolled	12%	7%	14%	67%	306
Party ID	Democrat	0%	6%	21%	72%	452
	Independent	7%	7%	31%	55%	123
	Republican	25%	16%	4%	55%	360
Political Ideology	Socialist	1%		19%	80%	77
	Progressive		1%	32%	67%	135
	Liberal		8%	13%	79%	125
	Moderate	5%	7%	22%	65%	227
	Conservative	28%	19%	2%	52%	219
	Libertarian	29%	12%	5%	54%	86
Age of Respondent	18 to 34	7%	14%	20%	60%	213
	35 to 49	7%	12%	16%	66%	209
	50 to 64	14%	4%	15%	68%	276
	65 and older	10%	11%	14%	64%	258
Gender of Respondent	Men	16%	16%	16%	52%	456
	Women	5%	4%	15%	76%	457
Level of Education	High school or less	8%	9%	21%	62%	331
	Tech school/Some college	15%	15%	6%	63%	293
	College graduate	10%	5%	18%	67%	204
	Postgraduate work	6%	6%	21%	66%	127
Region of State	Central Maine	8%	12%	16%	64%	228
	Downeast/Coastal Maine	12%	12%	10%	66%	162
	Northern Maine	13%	12%	17%	58%	206
	Southern Maine	10%	6%	16%	68%	352
Cong. District	1st Congressional District	10%	7%	14%	68%	510
	2nd Congressional District	10%	12%	16%	61%	440
2020 Pres Vote	Voted for Biden	0%	6%	22%	72%	494
	Voted for Trump	22%	16%	6%	56%	409
	Voted for other 2020 candidate	19%	1%	24%	56%	27
	Did not vote in 2020	4%	3%	51%	42%	25

Favorability - Jason Cherry

Below are the candidates who are running for U.S. Senate from Maine in 2024. Please indicate whether you have a favorable or unfavorable opinion of each of them or if you don't know enough about them to say - Jason Cherry

		<u>Favorable</u>	<u>Neutral</u>	<u>Unfavorable</u>	<u>Don't know enough about to say</u>	<u>N</u>
STATEWIDE	August 2024	1%	13%	7%	79%	953
Voting Registration	Registered Democrat	0%	8%	6%	86%	338
	Registered Republican	1%	17%	7%	75%	247
	Registered Green Party		24%	36%	40%	41
	Registered Unenrolled	3%	12%	3%	83%	307
Party ID	Democrat	0%	8%	8%	85%	452
	Independent		20%	3%	77%	123
	Republican	3%	17%	7%	73%	354
Political Ideology	Socialist		3%	4%	94%	77
	Progressive	0%	6%	7%	86%	135
	Liberal		8%	4%	88%	123
	Moderate	4%	7%	9%	80%	229
	Conservative	1%	21%	7%	71%	219
	Libertarian	1%	23%	3%	73%	80
Age of Respondent	18 to 34		20%	5%	75%	213
	35 to 49		15%	8%	76%	203
	50 to 64	4%	5%	6%	85%	276
	65 and older	1%	13%	6%	80%	258
Gender of Respondent	Men	2%	19%	8%	71%	451
	Women	0%	5%	6%	88%	456
Level of Education	High school or less	2%	15%	5%	78%	324
	Tech school/Some college	1%	16%	4%	78%	294
	College graduate	0%	7%	11%	83%	204
	Postgraduate work	1%	9%	10%	80%	127
Region of State	Central Maine	1%	13%	7%	79%	229
	Downeast/Coastal Maine	6%	14%	6%	75%	156
	Northern Maine		19%	3%	78%	208
	Southern Maine	0%	7%	9%	84%	351
Cong. District	1st Congressional District	2%	9%	9%	81%	502
	2nd Congressional District	1%	16%	4%	79%	442
2020 Pres Vote	Voted for Biden	0%	7%	6%	87%	495
	Voted for Trump	3%	18%	8%	71%	403
	Voted for other 2020 candidate		39%	1%	59%	27
	Did not vote in 2020		12%	4%	84%	25

How Much Heard About 2024 Ballot Measure - Question 1: Campaign Contribution Limits Initiative

How much have you heard or seen about the following ballot measures on the ballot for the 2024 general election in Maine? Question 1: Campaign Contribution Limits Initiative

		<u>A lot</u>	<u>Some</u>	<u>Not very much</u>	<u>Nothing at all</u>	<u>Don't know/Not sure</u>	<u>N</u>
STATEWIDE	August 2024	8%	23%	34%	29%	5%	947
Voting Registration	Registered Democrat	11%	19%	31%	35%	5%	336
	Registered Republican	5%	16%	49%	28%	2%	254
	Registered Green Party	3%	70%	27%	0%		41
	Registered Unenrolled	7%	30%	27%	28%	7%	296
Party ID	Democrat	11%	20%	32%	32%	4%	455
	Independent	8%	40%	20%	25%	6%	123
	Republican	5%	21%	43%	27%	5%	361
Political Ideology	Socialist	1%	5%	24%	66%	3%	72
	Progressive	15%	39%	31%	14%	1%	137
	Liberal	6%	21%	35%	27%	11%	126
	Moderate	11%	31%	30%	23%	6%	227
	Conservative	8%	20%	43%	27%	3%	220
	Libertarian	0%	31%	22%	44%	3%	74
Age of Respondent	18 to 34	9%	16%	34%	38%	2%	209
	35 to 49	10%	21%	32%	31%	5%	211
	50 to 64	6%	20%	38%	29%	7%	262
	65 and older	8%	34%	34%	20%	4%	261
Gender of Respondent	Men	8%	22%	35%	32%	3%	448
	Women	6%	26%	34%	27%	7%	457
Level of Education	High school or less	8%	25%	38%	25%	5%	319
	Tech school/Some college	7%	27%	35%	26%	5%	291
	College graduate	10%	18%	30%	37%	6%	206
	Postgraduate work	9%	21%	35%	33%	2%	127
Region of State	Central Maine	7%	19%	38%	29%	7%	217
	Downeast/Coastal Maine	7%	22%	26%	45%	0%	162
	Northern Maine	11%	28%	32%	23%	6%	208
	Southern Maine	8%	23%	38%	26%	5%	350
Cong. District	1st Congressional District	7%	22%	37%	31%	3%	496
	2nd Congressional District	9%	25%	32%	28%	6%	442
2020 Pres Vote	Voted for Biden	11%	22%	32%	31%	4%	493
	Voted for Trump	5%	22%	41%	28%	5%	399
	Voted for other 2020 candidate	17%	57%	14%	12%	1%	28
	Did not vote in 2020		51%	14%	22%	12%	25

How Much Heard About 2024 Ballot Measure - Question 5: Maine State Flag Referendum

How much have you heard or seen about the following ballot measures on the ballot for the 2024 general election in Maine? Question 5: Maine State Flag Referendum

		<u>A lot</u>	<u>Some</u>	<u>Not very much</u>	<u>Nothing at all</u>	<u>Don't know/Not sure</u>	<u>N</u>
STATEWIDE	August 2024	43%	40%	11%	5%	1%	943
Voting Registration	Registered Democrat	44%	47%	5%	3%	1%	330
	Registered Republican	36%	38%	16%	9%	1%	254
	Registered Green Party	61%	16%	2%	21%		41
	Registered Unenrolled	41%	38%	16%	3%	2%	297
Party ID	Democrat	43%	43%	9%	5%	0%	451
	Independent	63%	26%	6%	2%	4%	123
	Republican	37%	40%	17%	7%	1%	361
Political Ideology	Socialist	36%	54%	5%	5%		73
	Progressive	62%	29%	6%	2%	0%	137
	Liberal	36%	53%	8%	1%	1%	121
	Moderate	41%	38%	12%	9%	1%	227
	Conservative	46%	28%	18%	7%	1%	220
	Libertarian	30%	51%	16%	3%		74
Age of Respondent	18 to 34	43%	39%	17%	2%		209
	35 to 49	48%	32%	10%	9%	2%	211
	50 to 64	34%	46%	12%	8%	1%	258
	65 and older	47%	41%	8%	3%	1%	261
Gender of Respondent	Men	40%	40%	15%	4%	0%	449
	Women	45%	41%	7%	5%	2%	452
Level of Education	High school or less	44%	41%	9%	6%		314
	Tech school/Some college	45%	32%	16%	5%	2%	292
	College graduate	39%	45%	9%	6%	1%	206
	Postgraduate work	42%	44%	9%	4%	1%	127
Region of State	Central Maine	33%	33%	21%	11%	2%	217
	Downeast/Coastal Maine	29%	61%	4%	4%	1%	163
	Northern Maine	60%	25%	9%	5%	1%	208
	Southern Maine	44%	43%	10%	3%	1%	344
Cong. District	1st Congressional District	38%	49%	9%	3%	1%	490
	2nd Congressional District	48%	30%	14%	8%	1%	443
2020 Pres Vote	Voted for Biden	44%	42%	7%	5%	1%	489
	Voted for Trump	38%	38%	17%	6%	0%	398
	Voted for other 2020 candidate	65%	23%	9%	3%		28
	Did not vote in 2020	69%	23%	8%			25

How Well Understand 2024 Ballot Measure - Question 1: Campaign Contribution Limits Initiative

How well do you feel you understand the following ballot measures on the ballot for the 2024 general election in Maine? Question 1: Campaign Contribution Limits Initiative

		<u>Very well</u>	<u>Somewhat well</u>	<u>Not very well</u>	<u>Not well at all</u>	<u>Don't know/Not sure</u>	<u>N</u>
STATEWIDE	August 2024	13%	42%	25%	14%	6%	917
Voting Registration	Registered Democrat	20%	38%	20%	19%	4%	327
	Registered Republican	8%	41%	36%	10%	5%	253
	Registered Green Party	3%	70%	16%	12%		41
	Registered Unenrolled	13%	41%	23%	13%	10%	276
Party ID	Democrat	14%	46%	19%	18%	3%	447
	Independent	25%	21%	28%	14%	12%	107
	Republican	9%	43%	31%	9%	7%	357
Political Ideology	Socialist	4%	27%	29%	39%		71
	Progressive	39%	37%	18%	5%	1%	132
	Liberal	9%	40%	19%	20%	12%	125
	Moderate	10%	49%	22%	11%	9%	208
	Conservative	12%	47%	29%	9%	3%	214
	Libertarian	10%	40%	20%	14%	15%	74
Age of Respondent	18 to 34	9%	40%	30%	18%	3%	207
	35 to 49	15%	48%	21%	11%	5%	210
	50 to 64	15%	32%	29%	21%	4%	241
	65 and older	13%	48%	21%	7%	11%	255
Gender of Respondent	Men	13%	43%	28%	12%	3%	443
	Women	13%	38%	23%	17%	9%	433
Level of Education	High school or less	12%	41%	29%	13%	5%	303
	Tech school/Some college	11%	50%	20%	14%	5%	284
	College graduate	17%	31%	25%	17%	11%	203
	Postgraduate work	18%	42%	27%	12%	2%	122
Region of State	Central Maine	15%	32%	36%	11%	6%	211
	Downeast/Coastal Maine	8%	43%	21%	20%	7%	162
	Northern Maine	23%	50%	11%	11%	6%	191
	Southern Maine	10%	42%	28%	15%	5%	344
Cong. District	1st Congressional District	8%	43%	26%	18%	5%	488
	2nd Congressional District	19%	40%	24%	10%	7%	419
2020 Pres Vote	Voted for Biden	11%	46%	21%	18%	4%	467
	Voted for Trump	12%	38%	32%	10%	8%	395
	Voted for other 2020 candidate	42%	50%	6%	2%		27
	Did not vote in 2020	51%	15%	15%	10%	9%	25

How Well Understand 2024 Ballot Measure - Question 5: Maine State Flag Referendum

How well do you feel you understand the following ballot measures on the ballot for the 2024 general election in Maine? Question 5: Maine State Flag Referendum

		<u>Very well</u>	<u>Somewhat well</u>	<u>Not very well</u>	<u>Not well at all</u>	<u>Don't know/Not sure</u>	<u>N</u>
STATEWIDE	August 2024	49%	35%	9%	5%	2%	920
Voting Registration	Registered Democrat	49%	44%	3%	2%	2%	321
	Registered Republican	40%	35%	17%	6%	2%	254
	Registered Green Party	63%	16%		21%		41
	Registered Unenrolled	52%	30%	9%	6%	3%	291
Party ID	Democrat	49%	41%	4%	5%	2%	434
	Independent	70%	15%	3%	7%	5%	123
	Republican	41%	35%	18%	5%	1%	357
Political Ideology	Socialist	43%	48%	1%	7%		71
	Progressive	63%	32%	4%	1%	0%	132
	Liberal	44%	37%	10%	6%	3%	120
	Moderate	48%	36%	10%	5%	1%	223
	Conservative	50%	25%	14%	10%	2%	215
	Libertarian	46%	37%	14%		3%	74
Age of Respondent	18 to 34	45%	45%	10%			199
	35 to 49	56%	23%	7%	10%	4%	209
	50 to 64	41%	40%	10%	7%	2%	253
	65 and older	51%	34%	9%	4%	2%	255
Gender of Respondent	Men	51%	31%	12%	6%	0%	442
	Women	45%	40%	7%	4%	4%	445
Level of Education	High school or less	41%	38%	15%	5%	1%	307
	Tech school/Some college	55%	28%	7%	7%	3%	286
	College graduate	47%	41%	4%	5%	2%	202
	Postgraduate work	55%	35%	7%	2%	1%	122
Region of State	Central Maine	32%	36%	20%	10%	2%	212
	Downeast/Coastal Maine	43%	45%	4%	6%	3%	162
	Northern Maine	67%	20%	7%	5%	1%	198
	Southern Maine	51%	40%	6%	2%	2%	339
Cong. District	1st Congressional District	45%	43%	6%	4%	2%	483
	2nd Congressional District	52%	27%	13%	7%	1%	428
2020 Pres Vote	Voted for Biden	54%	37%	4%	4%	2%	470
	Voted for Trump	43%	33%	16%	7%	1%	395
	Voted for other 2020 candidate	66%	22%	10%	3%		27
	Did not vote in 2020	21%	67%	1%	2%	9%	25

How Much Heard About Maine Joining National Popular Vote Interstate Compact

As you may have heard, Maine passed a law to join the National Popular Vote Interstate Compact. How much, if at all, have you heard or read about this law?

		<u>A lot</u>	<u>Some</u>	<u>Not very much</u>	<u>Nothing at all</u>	<u>Don't know/Not sure</u>	<u>N</u>
STATEWIDE	August 2024	16%	29%	23%	31%	2%	997
Voting Registration	Registered Democrat	9%	37%	21%	33%	1%	348
	Registered Republican	22%	26%	21%	30%	1%	259
	Registered Green Party	10%	41%	10%	27%	12%	41
	Registered Unenrolled	18%	23%	27%	29%	3%	318
Party ID	Democrat	9%	34%	22%	32%	3%	459
	Independent	21%	17%	27%	32%	3%	139
	Republican	23%	26%	22%	29%	1%	371
Political Ideology	Socialist	5%	24%	20%	50%		80
	Progressive	13%	39%	24%	23%	1%	138
	Liberal	8%	34%	32%	21%	5%	126
	Moderate	4%	32%	32%	31%	1%	233
	Conservative	30%	26%	22%	21%	1%	227
	Libertarian	37%	27%	11%	24%		90
Age of Respondent	18 to 34	14%	22%	11%	49%	4%	224
	35 to 49	13%	30%	25%	29%	3%	218
	50 to 64	12%	30%	25%	32%	1%	281
	65 and older	22%	32%	27%	18%	1%	269
Gender of Respondent	Men	25%	35%	17%	23%	0%	470
	Women	6%	22%	30%	39%	3%	479
Level of Education	High school or less	9%	23%	30%	37%		345
	Tech school/Some college	21%	28%	18%	30%	4%	306
	College graduate	17%	31%	18%	30%	3%	211
	Postgraduate work	17%	41%	21%	21%	1%	128
Region of State	Central Maine	7%	35%	19%	36%	3%	232
	Downeast/Coastal Maine	26%	23%	17%	33%	1%	173
	Northern Maine	23%	22%	30%	24%	0%	212
	Southern Maine	12%	30%	24%	31%	3%	370
Cong. District	1st Congressional District	13%	27%	23%	35%	2%	537
	2nd Congressional District	19%	30%	23%	27%	2%	451
2020 Pres Vote	Voted for Biden	9%	33%	22%	32%	3%	520
	Voted for Trump	24%	24%	21%	30%	1%	416
	Voted for other 2020 candidate	20%	35%	24%	21%		29
	Did not vote in 2020	1%	1%	53%	43%	1%	29

How Well Understand How National Popular Vote Interstate Compact Works

How well do you feel you understand what the National Popular Vote Interstate Compact is and how it works?

		<u>Very well</u>	<u>Somewhat well</u>	<u>Not very well</u>	<u>Not well at all</u>	<u>Don't know/Not sure</u>	<u>N</u>
STATEWIDE	August 2024	25%	42%	20%	12%	0%	666
Voting Registration	Registered Democrat	16%	51%	18%	14%	0%	229
	Registered Republican	38%	33%	12%	17%		178
	Registered Green Party	18%	79%	3%			25
	Registered Unenrolled	26%	36%	30%	8%	0%	217
Party ID	Democrat	14%	51%	21%	14%		299
	Independent	32%	35%	30%	2%	1%	91
	Republican	35%	34%	17%	13%	0%	261
Political Ideology	Socialist	16%	75%	5%	3%		40
	Progressive	22%	43%	20%	15%		105
	Liberal	11%	42%	23%	24%		93
	Moderate	9%	43%	37%	10%	1%	159
	Conservative	36%	37%	13%	14%	0%	177
	Libertarian	63%	25%	9%	3%		68
Age of Respondent	18 to 34	26%	54%	2%	17%	1%	105
	35 to 49	23%	46%	10%	21%		149
	50 to 64	24%	35%	33%	8%	0%	189
	65 and older	26%	41%	24%	8%	0%	219
Gender of Respondent	Men	36%	44%	14%	5%	0%	359
	Women	11%	35%	30%	23%	0%	277
Level of Education	High school or less	16%	43%	21%	20%		217
	Tech school/Some college	34%	38%	17%	10%	0%	203
	College graduate	26%	43%	22%	10%	0%	141
	Postgraduate work	24%	46%	24%	5%	1%	100
Region of State	Central Maine	16%	51%	16%	16%	1%	142
	Downeast/Coastal Maine	38%	34%	20%	8%		113
	Northern Maine	28%	32%	27%	13%		161
	Southern Maine	22%	46%	19%	12%	0%	242
Cong. District	1st Congressional District	24%	42%	20%	13%	1%	337
	2nd Congressional District	26%	41%	21%	12%		322
2020 Pres Vote	Voted for Biden	16%	51%	25%	8%	0%	337
	Voted for Trump	35%	35%	15%	14%	0%	288
	Voted for other 2020 candidate	45%	37%	17%	0%	1%	23

Support or Oppose Maine Joining National Popular Vote Interstate Compact (NPV)

Generally speaking, do you support or oppose Maine joining the National Popular Vote Interstate Compact?

		<u>Strongly support</u>	<u>Somewhat support</u>	<u>Neutral</u>	<u>Somewhat oppose</u>	<u>Strongly oppose</u>	<u>Don't know/Not sure</u>	<u>N</u>
STATEWIDE	August 2024	23%	12%	13%	4%	33%	15%	666
Voting Registration	Registered Democrat	43%	27%	5%	3%	3%	18%	229
	Registered Republican	2%	0%	13%	6%	63%	16%	178
	Registered Green Party	40%	6%	26%		14%	14%	25
	Registered Unenrolled	16%	7%	19%	5%	41%	13%	217
Party ID	Democrat	43%	26%	7%	4%	1%	19%	299
	Independent	16%	1%	33%	6%	37%	8%	91
	Republican	1%	0%	12%	4%	69%	13%	261
Political Ideology	Socialist	69%	22%	4%	1%	0%	4%	40
	Progressive	42%	23%	10%	1%	6%	18%	105
	Liberal	35%	25%	8%	8%	1%	23%	92
	Moderate	24%	11%	23%	2%	20%	19%	159
	Conservative	1%	0%	13%	1%	69%	15%	177
	Libertarian	0%		6%	17%	73%	4%	68
Age of Respondent	18 to 34	23%	9%	24%	13%	18%	13%	105
	35 to 49	22%	15%	6%	6%	30%	22%	149
	50 to 64	20%	7%	17%	1%	44%	12%	189
	65 and older	27%	15%	8%	2%	32%	16%	218
Gender of Respondent	Men	20%	12%	12%	5%	43%	8%	359
	Women	22%	12%	15%	4%	20%	27%	276
Level of Education	High school or less	23%	7%	22%	3%	19%	26%	217
	Tech school/Some college	13%	12%	8%	2%	53%	12%	203
	College graduate	27%	12%	9%	8%	36%	8%	141
	Postgraduate work	38%	20%	7%	5%	18%	12%	100
Region of State	Central Maine	13%	15%	21%	1%	28%	21%	142
	Downeast/Coastal Maine	24%	10%	9%	14%	33%	9%	113
	Northern Maine	18%	6%	15%	1%	45%	15%	161
	Southern Maine	32%	15%	6%	4%	28%	16%	242
Cong. District	1st Congressional District	30%	13%	7%	6%	29%	16%	336
	2nd Congressional District	16%	11%	17%	3%	38%	15%	322
2020 Pres Vote	Voted for Biden	44%	23%	13%	5%	2%	13%	337
	Voted for Trump	1%	0%	11%	3%	69%	15%	288
	Voted for other 2020 candidate	3%	0%	25%	6%	55%	10%	23

Preferred Way to Apportion Electoral College Votes

For presidential elections, Maine currently allocates electoral votes using the "congressional district" system, where two electoral votes go to candidate with the most votes in the state and one electoral vote goes to the winner of each of the state's two congressional districts. Some have argued that Maine should adopt a "winner-take-all" system like in most states where all of the state's electoral votes go to the candidate who has won the most votes in the state. Generally speaking, which system of allocating electoral votes in presidential elections do you prefer for Maine to use?

		<u>"Winner-take-all"</u>	<u>Current "congressional district" system</u>	<u>Neutral/No opinion</u>	<u>Don't know/Not sure</u>	<u>N</u>
STATEWIDE	August 2024	37%	48%	5%	10%	994
Voting Registration	Registered Democrat	38%	38%	8%	16%	345
	Registered Republican	39%	58%	1%	2%	259
	Registered Green Party	59%	39%	2%		41
	Registered Unenrolled	31%	52%	4%	12%	318
Party ID	Democrat	43%	33%	8%	16%	456
	Independent	30%	50%	7%	12%	139
	Republican	33%	63%	2%	2%	371
Political Ideology	Socialist	18%	34%	2%	46%	80
	Progressive	42%	48%	7%	2%	138
	Liberal	53%	33%	6%	8%	122
	Moderate	46%	37%	7%	11%	233
	Conservative	26%	68%	2%	4%	227
	Libertarian	16%	84%	0%		90
Age of Respondent	18 to 34	26%	50%	7%	17%	224
	35 to 49	40%	42%	3%	15%	218
	50 to 64	39%	51%	4%	6%	281
	65 and older	43%	46%	7%	4%	266
Gender of Respondent	Men	33%	57%	4%	6%	470
	Women	41%	38%	7%	14%	476
Level of Education	High school or less	45%	38%	2%	15%	342
	Tech school/Some college	30%	56%	5%	9%	306
	College graduate	36%	50%	9%	5%	211
	Postgraduate work	34%	51%	9%	6%	128
Region of State	Central Maine	30%	54%	6%	10%	232
	Downeast/Coastal Maine	36%	44%	5%	16%	169
	Northern Maine	38%	52%	5%	5%	212
	Southern Maine	42%	42%	6%	10%	370
Cong. District	1st Congressional District	40%	42%	5%	13%	534
	2nd Congressional District	34%	53%	6%	7%	451
2020 Pres Vote	Voted for Biden	42%	33%	7%	17%	517
	Voted for Trump	32%	63%	3%	2%	416
	Voted for other 2020 candidate	23%	73%	3%	1%	29
	Did not vote in 2020	31%	56%	2%	11%	29

Approval of President Mills' Job Performance

Generally speaking, do you approve or disapprove of the way Janet Mills is handling his job as governor?

		<u>Approve</u>	<u>Disapprove</u>	<u>Neither/DK</u>	<u>N</u>
STATEWIDE	August 2024	53%	43%	4%	984
Voting Registration	Registered Democrat	87%	10%	3%	344
	Registered Republican	12%	86%	2%	257
	Registered Green Party	68%	18%	14%	41
	Registered Unenrolled	47%	48%	4%	311
Party ID	Democrat	88%	8%	4%	452
	Independent	49%	46%	5%	138
	Republican	12%	85%	3%	365
Political Ideology	Socialist	78%	19%	3%	79
	Progressive	84%	11%	5%	136
	Liberal	89%	11%	0%	124
	Moderate	70%	28%	2%	225
	Conservative	5%	93%	2%	226
	Libertarian	10%	90%		90
Age of Respondent	18 to 34	63%	27%	11%	224
	35 to 49	47%	51%	3%	217
	50 to 64	45%	54%	1%	278
	65 and older	59%	39%	2%	260
Gender of Respondent	Men	36%	59%	5%	464
	Women	68%	30%	2%	472
Level of Education	High school or less	50%	48%	2%	345
	Tech school/Some college	44%	48%	8%	299
	College graduate	56%	42%	2%	209
	Postgraduate work	79%	21%	1%	125
Region of State	Central Maine	44%	54%	1%	230
	Downeast/Coastal Maine	58%	41%	1%	170
	Northern Maine	46%	47%	7%	212
	Southern Maine	61%	35%	3%	362
Cong. District	1st Congressional District	59%	38%	3%	526
	2nd Congressional District	47%	49%	3%	448
2020 Pres Vote	Voted for Biden	86%	10%	4%	513
	Voted for Trump	13%	86%	2%	410
	Voted for other 2020 candidate	31%	49%	20%	29
	Did not vote in 2020	68%	23%	9%	29

Most Important Decision Mills Made Which Made Approve

What is the most important decision Janet Mills has made that makes you approve of his handling of his job as governor?

		<u>Good leadership</u>	<u>Handling of abortion</u>	<u>Handling of budget/finances</u>	<u>Handling of COVID-19</u>	<u>Handling of disasters</u>	<u>Handling of drug policy</u>
STATEWIDE	August 2024	2%	19%	3%	23%	3%	0%
Voting Registration	Registered Democrat	3%	21%	4%	28%	0%	0%
	Registered Republican	1%	1%	0%	9%	1%	
	Registered Green Party	1%	2%		67%		
	Registered Unenrolled	1%	19%	4%	8%	11%	0%
Party ID	Democrat	3%	21%	3%	28%	0%	0%
	Independent		13%	5%	2%	20%	
	Republican		18%	0%	13%	1%	
Political Ideology	Progressive	3%	32%	2%	16%	12%	
	Liberal	6%	21%	5%	23%		1%
	Moderate	1%	15%	5%	26%	1%	
Age of Respondent	18 to 34		22%	1%	23%		
	35 to 49	2%	19%	2%	32%		
	50 to 64	4%	12%	6%	19%	12%	
	65 and older	3%	21%	4%	20%	1%	1%
Gender of Respondent	Men	5%	17%	4%	27%	0%	1%
	Women	1%	22%	3%	22%	5%	
Level of Education	High school or less		22%		27%		
	Tech school/Some college	5%	20%	3%	14%	11%	1%
	College graduate	2%	14%	7%	22%	1%	0%
	Postgraduate work	4%	18%	5%	25%	0%	
Region of State	Central Maine	1%	34%	4%	24%		0%
	Downeast/Coastal Maine	4%	14%	6%	32%	2%	
	Northern Maine	1%	9%	0%	12%	14%	
	Southern Maine	3%	19%	3%	23%	0%	0%
Cong. District	1st Congressional District	3%	17%	4%	26%	0%	0%
	2nd Congressional District	1%	23%	2%	19%	7%	0%
2020 Pres Vote	Voted for Biden	3%	20%	3%	26%	0%	0%
	Voted for Trump			4%	8%	24%	

Most Important Decision Mills Made Which Made Approve

What is the most important decision Janet Mills has made that makes you approve of his handling of his job as governor?

		<u>Handling of economy</u>	<u>Handling of education</u>	<u>Handling of elections</u>	<u>Handling of environment/ climate change</u>	<u>Handling of gun policy</u>	<u>Handling of healthcare</u>
STATEWIDE	August 2024	2%	6%	0%	6%	3%	8%
Voting Registration	Registered Democrat	2%	8%	1%	7%	2%	6%
	Registered Republican	6%	1%		0%		0%
	Registered Green Party		3%				3%
	Registered Unenrolled	3%	5%		8%	6%	18%
Party ID	Democrat	2%	7%	0%	8%	3%	6%
	Independent	3%	1%			7%	29%
	Republican	5%			1%		
Political Ideology	Progressive	1%	3%	1%	7%	1%	9%
	Liberal	2%	6%	0%	11%	5%	5%
	Moderate	5%	7%		2%	1%	19%
Age of Respondent	18 to 34	0%	8%		3%	5%	1%
	35 to 49	3%	3%		10%		10%
	50 to 64	3%	7%		2%	1%	17%
	65 and older	3%	5%	1%	9%	4%	8%
Gender of Respondent	Men	4%	6%	1%	6%	5%	7%
	Women	1%	6%	0%	5%	2%	10%
Level of Education	High school or less		3%		1%		16%
	Tech school/Some college	1%	11%		11%	2%	4%
	College graduate	6%	6%	1%	6%	9%	4%
	Postgraduate work	4%	7%	1%	8%	2%	7%
Region of State	Central Maine	1%	12%		14%	0%	3%
	Downeast/Coastal Maine	3%	6%		4%	8%	7%
	Northern Maine	1%	2%	1%	2%	1%	23%
	Southern Maine	3%	5%	0%	5%	3%	6%
Cong. District	1st Congressional District	3%	5%	0%	6%	3%	5%
	2nd Congressional District	1%	7%	1%	5%	3%	14%
2020 Pres Vote	Voted for Biden	2%	7%	0%	5%	4%	10%
	Voted for Trump	3%			12%		2%

Most Important Decision Mills Made Which Made Approve

What is the most important decision Janet Mills has made that makes you approve of his handling of his job as governor?

		Handling of housing	Handling of immigration	Handling of LGBTQ issues	Handling of taxes	Liberal/Democrat
STATEWIDE	August 2024	3%	0%	0%	1%	3%
Voting Registration	Registered Democrat	5%		0%	1%	2%
	Registered Republican		1%		0%	2%
	Registered Green Party	6%	1%			
	Registered Unenrolled	0%		0%	4%	
Party ID	Democrat	4%	0%	0%	1%	3%
	Independent		0%			
	Republican				4%	
Political Ideology	Progressive	2%		1%	2%	0%
	Liberal	5%	0%			1%
	Moderate	1%			3%	0%
Age of Respondent	18 to 34	2%				9%
	35 to 49	6%	0%	1%	0%	1%
	50 to 64	2%			1%	1%
	65 and older	3%	0%		4%	0%
Gender of Respondent	Men	7%	0%		2%	1%
	Women	1%		0%	1%	0%
Level of Education	High school or less	3%			2%	5%
	Tech school/Some college	7%	0%		1%	4%
	College graduate	1%			2%	1%
	Postgraduate work	2%	0%	1%	0%	1%
Region of State	Central Maine	6%			0%	
	Downeast/Coastal Maine	3%	0%	0%	0%	0%
	Northern Maine	3%			2%	9%
	Southern Maine	2%	0%	0%	2%	3%
Cong. District	1st Congressional District	4%	0%	0%	2%	2%
	2nd Congressional District	2%			1%	4%
2020 Pres Vote	Voted for Biden	3%	0%	0%	1%	3%
	Voted for Trump				3%	

Most Important Decision Mills Made Which Made Approve

What is the most important decision Janet Mills has made that makes you approve of his handling of his job as governor?

		<u>Moderate/ Bipartisan</u>	<u>Represents/ listens to residents</u>	<u>Other</u>	<u>None</u>	<u>Don't know/Not sure</u>	<u>N</u>
STATEWIDE	August 2024	0%	1%	9%	1%	4%	462
Voting Registration	Registered Democrat	0%	2%	4%	0%	4%	266
	Registered Republican		3%	72%	3%		29
	Registered Green Party					17%	28
	Registered Unenrolled	1%		10%	0%	3%	123
Party ID	Democrat	0%	1%	3%	0%	5%	350
	Independent	2%	0%	14%	0%	2%	64
	Republican			55%	2%	1%	41
Political Ideology	Progressive	0%	4%	3%		2%	100
	Liberal	0%	1%	1%	1%	5%	101
	Moderate	1%	0%	4%	1%	7%	128
Age of Respondent	18 to 34			20%		5%	131
	35 to 49	1%	0%	6%	1%	1%	93
	50 to 64		1%	3%	0%	9%	107
	65 and older	1%	3%	6%	1%	2%	130
Gender of Respondent	Men	1%	0%	3%	2%	2%	145
	Women	0%	2%	12%	0%	6%	288
Level of Education	High school or less		2%	14%		5%	159
	Tech school/Some college		0%	4%		1%	107
	College graduate		1%	9%	1%	7%	104
	Postgraduate work	2%	1%	7%	2%	3%	88
Region of State	Central Maine	0%	1%	0%			93
	Downeast/Coastal Maine	1%	1%	9%	0%	2%	89
	Northern Maine		0%	9%	2%	11%	87
	Southern Maine	1%	2%	14%	0%	4%	193
Cong. District	1st Congressional District	1%	2%	13%	0%	4%	271
	2nd Congressional District	0%	1%	5%	1%	5%	191
2020 Pres Vote	Voted for Biden	1%	1%	4%	0%	5%	385
	Voted for Trump		1%	41%	2%		52

Most Important Decision Mills Made Which Made Disapprove

What is the most important decision Janet Mills has made that makes you disapprove of his handling of his job as governor?

		<u>Dishonest</u>	<u>Handling of abortion</u>	<u>Handling of budget/finances</u>	<u>Handling of COVID-19</u>	<u>Handling of disasters</u>	<u>Handling of drug policy</u>	<u>Handling of education</u>
STATEWIDE	August 2024	1%	7%	14%	13%	0%	0%	6%
Voting Registration	Registered Democrat			39%				15%
	Registered Republican	2%	8%	17%	16%		0%	10%
	Registered Unenrolled	0%	8%	6%	11%	1%		
Party ID	Democrat			25%	0%			
	Independent	0%	15%	8%	2%			8%
	Republican	2%	6%	14%	17%	0%	0%	7%
Political Ideology	Moderate	7%	6%	25%	11%			
	Conservative	1%	11%	11%	13%	0%		13%
	Libertarian			14%	24%		1%	
Age of Respondent	18 to 34			14%	32%			33%
	35 to 49	4%	1%	6%	10%			4%
	50 to 64	0%	13%	22%	11%	1%		
	65 and older	1%	9%	15%	7%		1%	
Gender of Respondent	Men	2%	9%	14%	15%		0%	8%
	Women		3%	16%	10%	1%		4%
Level of Education	High school or less		4%	13%	8%			17%
	Tech school/Some college	4%	10%	9%	22%		1%	
	College graduate		8%	24%	8%			
	Postgraduate work	1%	2%	20%	11%	3%		
Region of State	Central Maine		6%	16%	21%	1%		18%
	Downeast/Coastal Maine		12%	2%	5%		1%	7%
	Northern Maine	4%	6%	11%	21%			
	Southern Maine	1%	5%	22%	3%			
Cong. District	1st Congressional District	1%	7%	19%	6%		1%	3%
	2nd Congressional District	2%	6%	11%	19%	0%		10%
2020 Pres Vote	Voted for Biden	0%		5%	2%			10%
	Voted for Trump	2%	8%	16%	14%	0%	0%	6%

Most Important Decision Mills Made Which Made Disapprove

What is the most important decision Janet Mills has made that makes you disapprove of his handling of his job as governor?

		<u>Handling of elections</u>	<u>Handling of environment/ climate change</u>	<u>Handling of gun policy</u>	<u>Handling of housing</u>	<u>Handling of immigration</u>	<u>Handling of LGBTQ issues</u>
STATEWIDE	August 2024	1%	7%	3%	5%	17%	3%
Voting Registration	Registered Democrat			2%	12%	8%	6%
	Registered Republican	1%	5%	4%	2%	19%	2%
	Registered Unenrolled	0%	9%	2%	9%	18%	3%
Party ID	Democrat		9%	5%	11%	2%	5%
	Independent	0%	14%	0%	18%	7%	
	Republican	1%	6%	3%	1%	21%	3%
Political Ideology	Moderate		2%	1%		11%	1%
	Conservative	1%	2%	2%	2%	24%	4%
	Libertarian	0%	17%	6%		15%	
Age of Respondent	18 to 34		5%		8%		
	35 to 49		11%	2%	12%	31%	
	50 to 64	1%	9%	4%		15%	4%
	65 and older	0%	3%	3%	1%	15%	3%
Gender of Respondent	Men	0%	5%	4%	6%	9%	2%
	Women	1%	12%	1%	3%	28%	4%
Level of Education	High school or less		9%		7%	19%	1%
	Tech school/Some college	1%	7%	4%	1%	17%	2%
	College graduate	1%	7%	3%	5%	11%	6%
	Postgraduate work		3%	6%	7%	26%	3%
Region of State	Central Maine	2%	6%	5%		6%	2%
	Downeast/Coastal Maine		25%	1%		23%	3%
	Northern Maine		8%	0%	3%	31%	2%
	Southern Maine	0%		3%	14%	13%	4%
Cong. District	1st Congressional District	0%	6%	3%	9%	17%	3%
	2nd Congressional District	1%	9%	3%	1%	18%	3%
2020 Pres Vote	Voted for Biden		15%	4%	30%	1%	
	Voted for Trump	1%	7%	3%	1%	20%	3%

Most Important Decision Mills Made Which Made Disapprove

What is the most important decision Janet Mills has made that makes you disapprove of his handling of his job as governor?

		<u>Poor leadership</u>	<u>Self-interested/ Poor representation</u>	<u>Too partisan or ideological</u>	<u>Other</u>	<u>None</u>	<u>N</u>
STATEWIDE	August 2024	1%	1%	4%	15%	2%	377
Voting Registration	Registered Democrat	2%	0%		16%		31
	Registered Republican	0%	1%	4%	8%	1%	196
	Registered Unenrolled	1%	1%	3%	23%	6%	131
Party ID	Democrat	2%	0%		42%		35
	Independent	2%		7%	20%		57
	Republican	0%	1%	4%	11%	3%	285
Political Ideology	Moderate	2%		1%	33%	1%	56
	Conservative		1%	7%	8%	0%	189
	Libertarian	1%		2%	18%	0%	66
Age of Respondent	18 to 34				7%		58
	35 to 49	1%		5%	14%		106
	50 to 64		2%	2%	15%	1%	121
	65 and older	1%	0%	9%	22%	9%	90
Gender of Respondent	Men	1%	1%	6%	17%	0%	237
	Women		0%	1%	11%	6%	130
Level of Education	High school or less			4%	13%	6%	139
	Tech school/Some college		1%	6%	15%		134
	College graduate	4%	1%	3%	18%	1%	78
	Postgraduate work		0%	1%	16%	1%	26
Region of State	Central Maine			3%	7%	8%	106
	Downeast/Coastal Maine		2%		19%		62
	Northern Maine	2%		3%	10%		89
	Southern Maine	0%	1%	8%	24%	1%	118
Cong. District	1st Congressional District	0%	1%	6%	21%	0%	177
	2nd Congressional District	1%	1%	3%	10%	4%	199
2020 Pres Vote	Voted for Biden	1%	0%		31%		47
	Voted for Trump	1%	1%	5%	11%	3%	311

Maine Heading in Right Direction or On Wrong Track

Do you think things in Maine are generally going in the right direction or are they seriously off on the wrong track?

		<u>Right direction</u>	<u>Wrong track</u>	<u>Don't know/Not sure</u>	<u>N</u>
STATEWIDE	August 2024	47%	42%	11%	988
Voting Registration	Registered Democrat	77%	9%	14%	346
	Registered Republican	11%	85%	4%	257
	Registered Green Party	49%	37%	14%	41
	Registered Unenrolled	41%	45%	14%	313
Party ID	Democrat	78%	9%	13%	456
	Independent	43%	42%	16%	138
	Republican	11%	83%	6%	366
Political Ideology	Socialist	74%	14%	13%	80
	Progressive	84%	6%	10%	137
	Liberal	86%	3%	10%	125
	Moderate	53%	31%	16%	232
	Conservative	3%	92%	5%	226
	Libertarian	3%	89%	8%	86
Age of Respondent	18 to 34	58%	27%	15%	221
	35 to 49	39%	49%	11%	217
	50 to 64	38%	53%	8%	279
	65 and older	54%	36%	10%	268
Gender of Respondent	Men	39%	55%	7%	468
	Women	55%	30%	15%	472
Level of Education	High school or less	46%	45%	9%	345
	Tech school/Some college	38%	48%	14%	300
	College graduate	47%	42%	11%	209
	Postgraduate work	73%	20%	7%	127
Region of State	Central Maine	38%	51%	11%	232
	Downeast/Coastal Maine	48%	44%	8%	171
	Northern Maine	36%	47%	17%	209
	Southern Maine	59%	34%	7%	366
Cong. District	1st Congressional District	57%	37%	6%	532
	2nd Congressional District	36%	49%	15%	447
2020 Pres Vote	Voted for Biden	76%	10%	14%	517
	Voted for Trump	12%	83%	5%	414
	Voted for other 2020 candidate	14%	45%	41%	25
	Did not vote in 2020	73%	23%	3%	29

Most Important Problem Facing Maine

What do you think is the most important problem facing the state of Maine today? (coded)

		<u>Abortion/ Women's rights</u>	<u>Climate change/ Environment</u>	<u>Corrupt/ Incompetent government</u>	<u>Cost of living</u>	<u>Demographic problems</u>	<u>Drugs/ Addiction</u>
STATEWIDE	August 2024	0%	4%	0%	11%	1%	2%
Voting Registration	Registered Democrat	0%	12%	0%	1%	2%	2%
	Registered Republican		0%	1%	23%	0%	1%
	Registered Green Party		1%		4%		
	Registered Unenrolled		0%		12%	0%	3%
Party ID	Democrat	0%	8%	0%	3%	2%	1%
	Independent		5%		13%	0%	1%
	Republican		0%	1%	19%	0%	1%
Political Ideology	Socialist		9%		3%	2%	
	Progressive	0%	12%		2%	2%	
	Liberal		7%		2%	2%	3%
	Moderate		2%	0%	4%	1%	2%
	Conservative		2%	0%	27%	0%	0%
	Libertarian			1%	27%		5%
Age of Respondent	18 to 34		2%		11%	1%	4%
	35 to 49		6%	0%	22%	0%	
	50 to 64	0%	4%	0%	5%	1%	1%
	65 and older		6%	0%	7%	2%	1%
Gender of Respondent	Men	0%	4%	0%	14%	1%	2%
	Women		4%		8%	1%	1%
Level of Education	High school or less		2%		18%		
	Tech school/Some college		3%	1%	6%	1%	3%
	College graduate	0%	6%	0%	9%	1%	2%
	Postgraduate work		11%		7%	5%	0%
Region of State	Central Maine	0%	4%	0%	13%	0%	1%
	Downeast/Coastal Maine		9%	1%	12%	1%	1%
	Northern Maine		3%		20%	0%	2%
	Southern Maine		3%	0%	3%	2%	2%
Cong. District	1st Congressional District		5%	0%	5%	1%	1%
	2nd Congressional District	0%	3%	0%	17%	1%	2%
2020 Pres Vote	Voted for Biden	0%	8%	0%	3%	1%	1%
	Voted for Trump			0%	19%	0%	1%

Most Important Problem Facing Maine

What do you think is the most important problem facing the state of Maine today? (coded)

		<u>Education</u>	<u>Healthcare</u>	<u>Homelessness</u>	<u>Housing</u>	<u>Immigration</u>	<u>Infrastructure</u>
STATEWIDE	August 2024	1%	2%	6%	30%	5%	1%
Voting Registration	Registered Democrat	1%	3%	4%	40%	1%	1%
	Registered Republican	1%	1%	9%	7%	7%	
	Registered Green Party				57%	10%	
	Registered Unenrolled	1%	3%	5%	38%	6%	1%
Party ID	Democrat	1%	2%	4%	45%	1%	1%
	Independent		4%	2%	35%	5%	1%
	Republican	1%	1%	9%	10%	9%	0%
Political Ideology	Socialist	1%	2%		65%	0%	
	Progressive	0%	3%	3%	41%		2%
	Liberal	2%	2%	12%	38%		2%
	Moderate	1%	3%	3%	48%	4%	0%
	Conservative	1%			5%	11%	1%
	Libertarian	1%	1%	3%	5%	5%	
Age of Respondent	18 to 34		2%	10%	34%		1%
	35 to 49	1%	1%	4%	29%	2%	1%
	50 to 64	1%	3%	3%	31%	5%	1%
	65 and older	2%	2%	6%	27%	9%	0%
Gender of Respondent	Men	1%	1%	3%	23%	7%	1%
	Women	1%	4%	9%	37%	3%	0%
Level of Education	High school or less		1%	10%	29%	2%	
	Tech school/Some college	2%	2%	3%	32%	8%	1%
	College graduate	1%	4%	4%	25%	5%	2%
	Postgraduate work	2%	2%	2%	36%	4%	1%
Region of State	Central Maine	1%	1%	6%	19%	5%	2%
	Downeast/Coastal Maine	2%	4%	0%	41%	3%	0%
	Northern Maine		1%	2%	23%	2%	
	Southern Maine	1%	2%	10%	36%	6%	1%
Cong. District	1st Congressional District	1%	3%	7%	36%	5%	0%
	2nd Congressional District	1%	1%	4%	23%	4%	1%
2020 Pres Vote	Voted for Biden	1%	3%	3%	48%	1%	1%
	Voted for Trump	1%	1%	8%	9%	10%	

Most Important Problem Facing Maine

What do you think is the most important problem facing the state of Maine today? (coded)

		<u>Jobs/Economy</u>	<u>Lack of workforce</u>	<u>Left/Leftist politicians</u>	<u>Partisanship/Division</u>	<u>Right/Rightist politicians</u>
STATEWIDE	August 2024	9%	2%	5%	1%	2%
Voting Registration	Registered Democrat	5%	2%		1%	5%
	Registered Republican	16%	1%	13%		0%
	Registered Green Party		2%	10%		2%
	Registered Unenrolled	10%	4%	4%	1%	1%
Party ID	Democrat	6%	3%		1%	5%
	Independent	6%	4%	7%	1%	0%
	Republican	15%	0%	10%		0%
Political Ideology	Socialist	2%	0%			2%
	Progressive	4%	2%			8%
	Liberal	11%	2%		1%	6%
	Moderate	8%	6%	0%	2%	0%
	Conservative	14%	0%	19%		0%
	Libertarian	24%		2%		
Age of Respondent	18 to 34	10%				
	35 to 49	9%	1%	6%	1%	2%
	50 to 64	11%	3%	6%		5%
	65 and older	7%	4%	6%	2%	2%
Gender of Respondent	Men	13%	2%	9%	0%	2%
	Women	7%	2%	1%	1%	2%
Level of Education	High school or less	6%	1%	5%		3%
	Tech school/Some college	12%	1%	5%	1%	2%
	College graduate	9%	4%	5%	2%	1%
	Postgraduate work	11%	4%	3%	0%	2%
Region of State	Central Maine	15%	0%	3%	1%	4%
	Downeast/Coastal Maine	6%	5%	0%	0%	1%
	Northern Maine	12%	1%	8%	1%	2%
	Southern Maine	6%	3%	6%	0%	2%
Cong. District	1st Congressional District	9%	3%	5%	0%	2%
	2nd Congressional District	9%	1%	5%	1%	3%
2020 Pres Vote	Voted for Biden	5%	3%		1%	4%
	Voted for Trump	16%	1%	12%		

Most Important Problem Facing Maine

What do you think is the most important problem facing the state of Maine today? (coded)

		<u>State budget</u>	<u>Taxes</u>	<u>Welfare issues/abuse</u>	<u>Other</u>	<u>Don't know/Not sure</u>	<u>N</u>
STATEWIDE	August 2024	2%	4%	0%	11%	1%	896
Voting Registration	Registered Democrat	1%	3%		14%	2%	312
	Registered Republican	4%	7%	2%	9%	0%	235
	Registered Green Party				0%	13%	35
	Registered Unenrolled	2%	3%	0%	7%		285
Party ID	Democrat		2%	0%	13%	2%	414
	Independent	0%	0%		14%		124
	Republican	5%	9%	1%	7%	0%	342
Political Ideology	Socialist				13%		69
	Progressive		5%		16%		123
	Liberal		1%		5%	4%	118
	Moderate	2%	2%	0%	11%		212
	Conservative	5%	7%	1%	6%	0%	214
	Libertarian	4%	8%	2%	12%		70
Age of Respondent	18 to 34		3%		19%	2%	203
	35 to 49	1%	1%	1%	10%	2%	193
	50 to 64	2%	9%	1%	10%		247
	65 and older	5%	4%		7%	0%	249
Gender of Respondent	Men	3%	4%	1%	8%	1%	414
	Women	1%	5%	0%	12%	1%	437
Level of Education	High school or less		2%		19%	2%	308
	Tech school/Some college	5%	6%	0%	7%		274
	College graduate	3%	7%	1%	6%	3%	196
	Postgraduate work	1%	3%	0%	6%	0%	112
Region of State	Central Maine	3%	7%	1%	11%	2%	199
	Downeast/Coastal Maine	1%	2%		11%		157
	Northern Maine	4%	7%		12%		189
	Southern Maine	1%	3%	0%	11%	1%	347
Cong. District	1st Congressional District	1%	2%	0%	9%	2%	486
	2nd Congressional District	3%	7%	1%	14%		406
2020 Pres Vote	Voted for Biden		0%	0%	13%	2%	473
	Voted for Trump	5%	10%	1%	6%	0%	373