

The Green Mountain State Poll

June 21, 2024

HALF OF VERMONTERS FEEL PRISON IS APPROPRIATE PUNISHMENT FOR TRUMP IN "HUSH MONEY" CASE

By: Sean P. McKinley, M.A.
Andrew E. Smith, Ph.D.

Zachary S. Azem, M.A.
Tracy Keirns, Ph.D.

andrew.smith@unh.edu
603-862-2226
cola.unh.edu/unh-survey-center

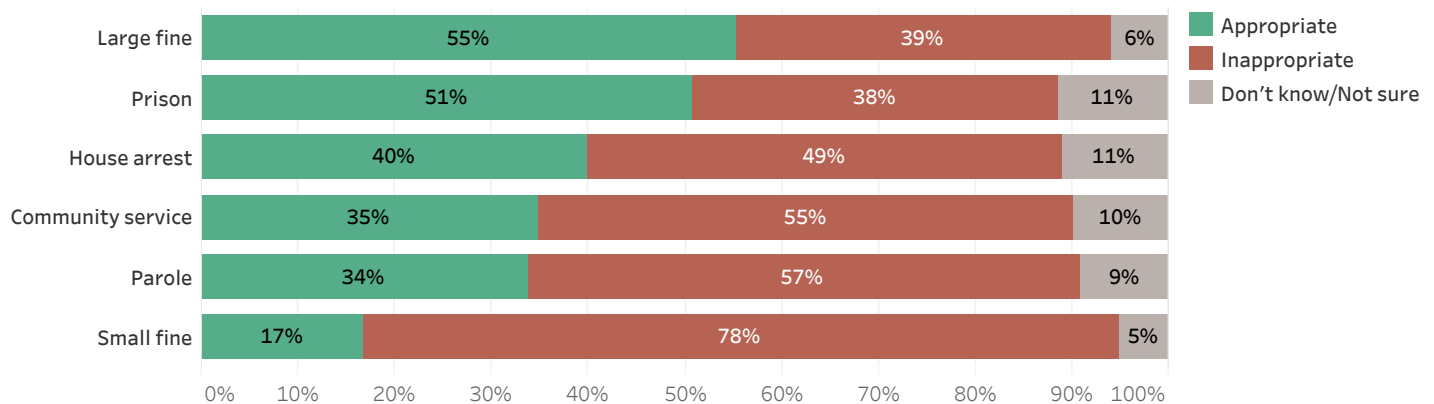
DURHAM, NH - Half of Vermont residents think sentencing Donald Trump to prison is an appropriate punishment in his New York "hush money" case but few expect this to occur. Residents are divided on other potential punishments such as house arrest, community service, parole, or a small fine. Nearly half of Vermont Republicans think any punishment is inappropriate. Bipartisan majorities support President Biden's executive action concerning illegal immigration.

Trump NY "Hush Money" Case

Donald Trump was convicted in New York for falsifying business records concerning "hush money" payments to Stormy Daniels in the run-up to the 2016 presidential election. Trump has not yet been sentenced.

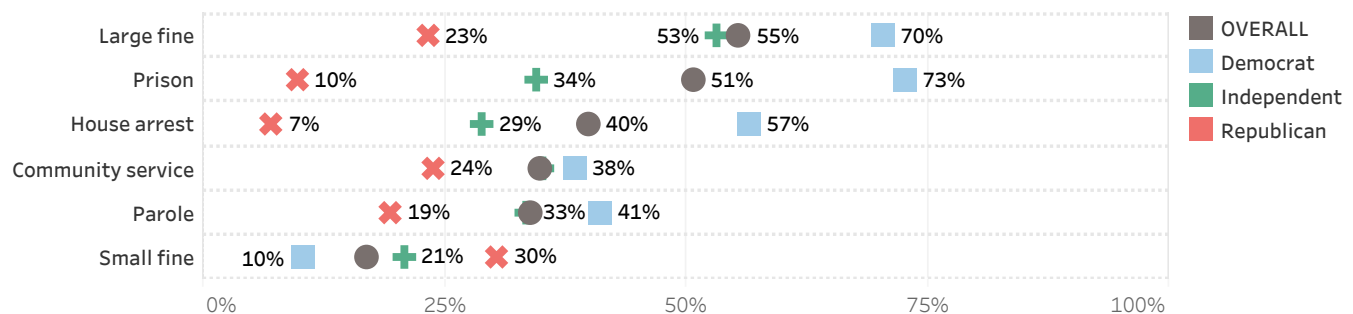
Fifty-five percent of Vermonters think a large fine is an appropriate punishment for Trump, 51% think prison, 40% think house arrest, 35% think community service, 34% think parole, and 17% think a small fine are appropriate punishments.

Appropriate or Inappropriate Sentence for Trump in Hush Money Case - June 2024



Nearly three-quarters of Democrats (73%) think a prison sentence is an appropriate punishment but only 34% of Independents and 10% of Republicans agree. Majorities of Democrats also think a large fine (70%) and house arrest (57%) are appropriate punishments for Trump. More than half of Independents think a large fine (53%) is appropriate but less than half think other punishments are appropriate. Among Republicans, 43% do not think any punishment is appropriate while only 16% of Independents and less than 1% of Democrats agree.

Believe Punishment for Trump in Hush Money Case Would be Appropriate - By Party ID - June 2024

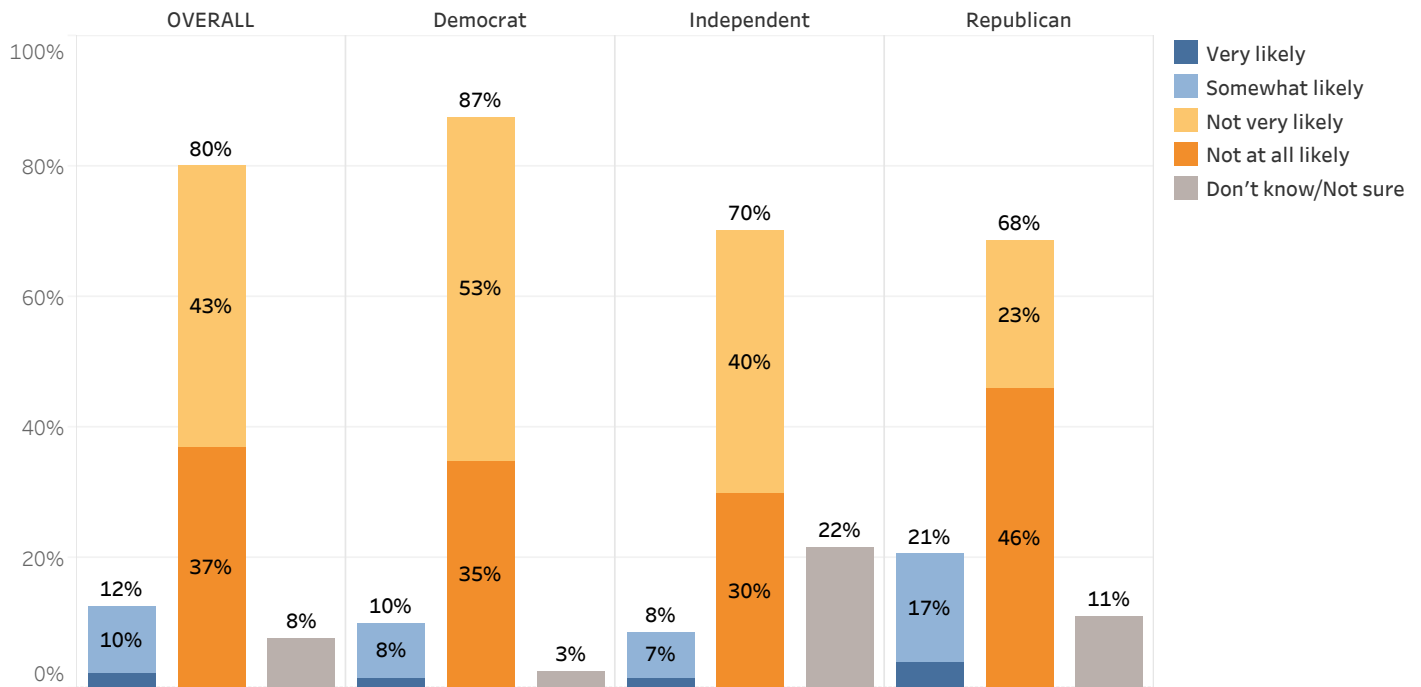


* We ask that this copyrighted information be referred to as *the Green Mountain State Poll*, a States of Opinion Project, conducted by the University of New Hampshire Survey Center.

While half of Vermont residents think a prison sentence is an appropriate sentence for Trump, only 12% think it is very (2%) or somewhat (10%) likely that Trump will be sent to prison, 80% think this is not very likely (43%) or not at all likely (37%) to happen, and 8% are unsure. Republicans (21%) are more likely than Democrats (10%) and Independents (8%) to think it is likely Trump will be sent to prison.

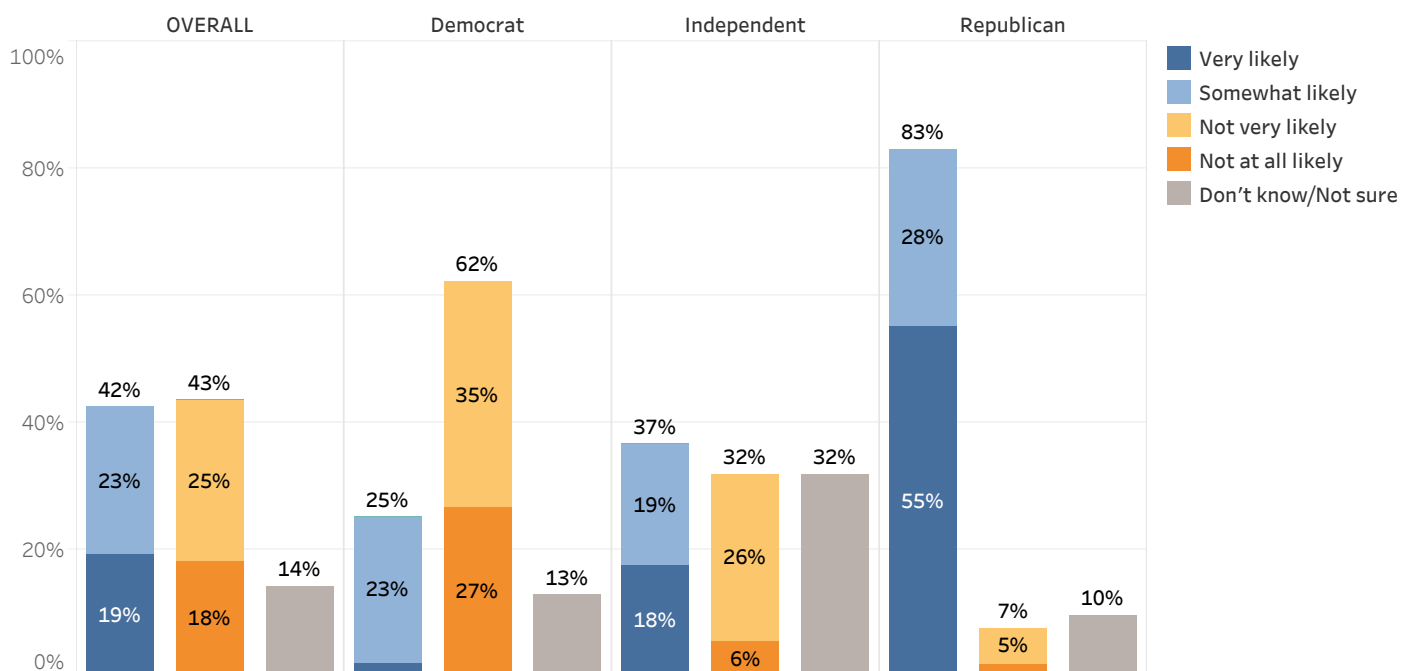
Overall, 6% of Vermonters think Trump being sentenced to prison is appropriate and think it is likely to happen, 43% think prison is appropriate but is unlikely, 6% think prison is inappropriate but is likely, and 28% think prison is inappropriate and is unlikely.

Perceived Likelihood Trump Will Be Sentenced to Prison in Hush Money Case - by Party ID - June 2024



Trump has said he will appeal the verdict in this case. Vermont residents are divided in their predictions of whether his appeals will be successful. Forty-two percent think it is very (19%) or somewhat (23%) likely that Trump's appeals will be successful, 43% think this is not very likely (25%) or not at all likely (18%), and 14% are unsure. A majority of Democrats (62%) think it is not very likely or not at all likely that Trump's appeals will be successful but most Republicans (83%) think this is very or somewhat likely. Independents are divided: 37% think it is likely that Trump's appeals will be successful, 32% think they are unlikely to be successful, and 32% are unsure.

Perceived Likelihood Trump Will Successfully Appeal Conviction in Hush Money Case - by Party ID - June 2024

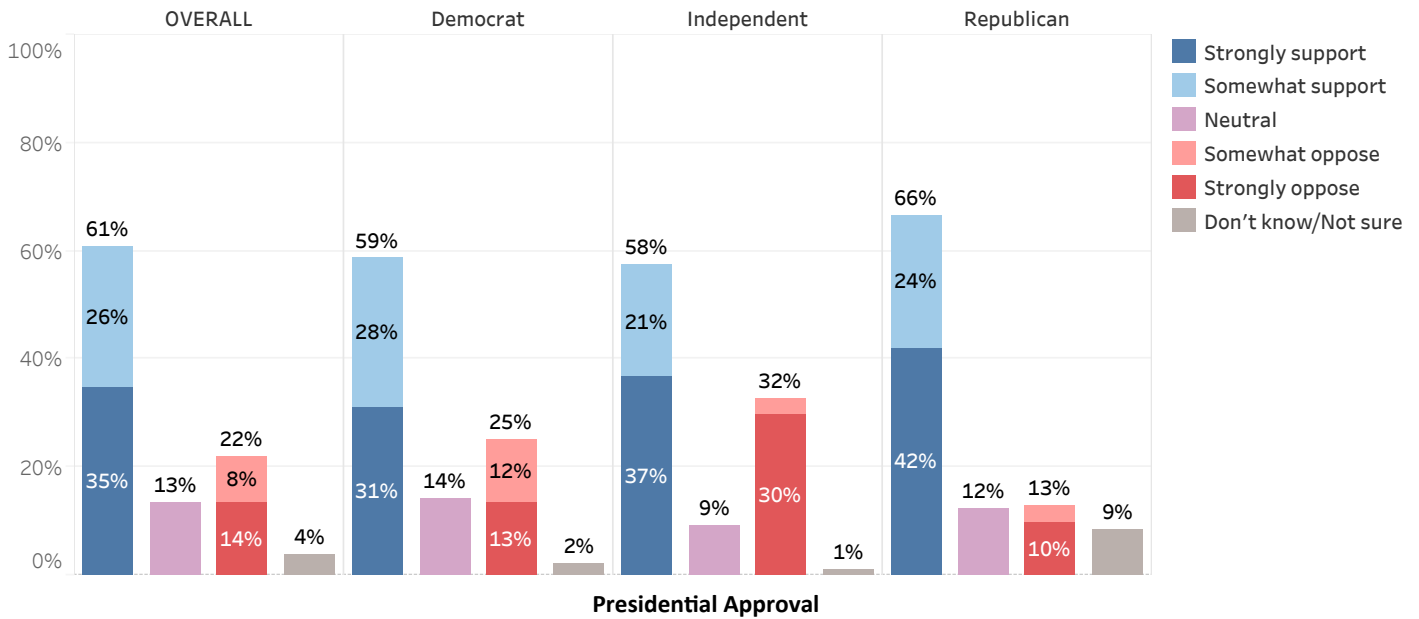


Immigration

Earlier this month, President Biden issued an executive order to largely close the U.S.-Mexico border to asylum seekers when authorities have determined that the border is "overwhelmed." Thirty percent of Vermont residents have heard a lot about this, 42% have heard some, 16% have not heard very much, and 9% have heard nothing at all. Republicans are more likely than Independents and Democrats to have heard a lot or some about this.

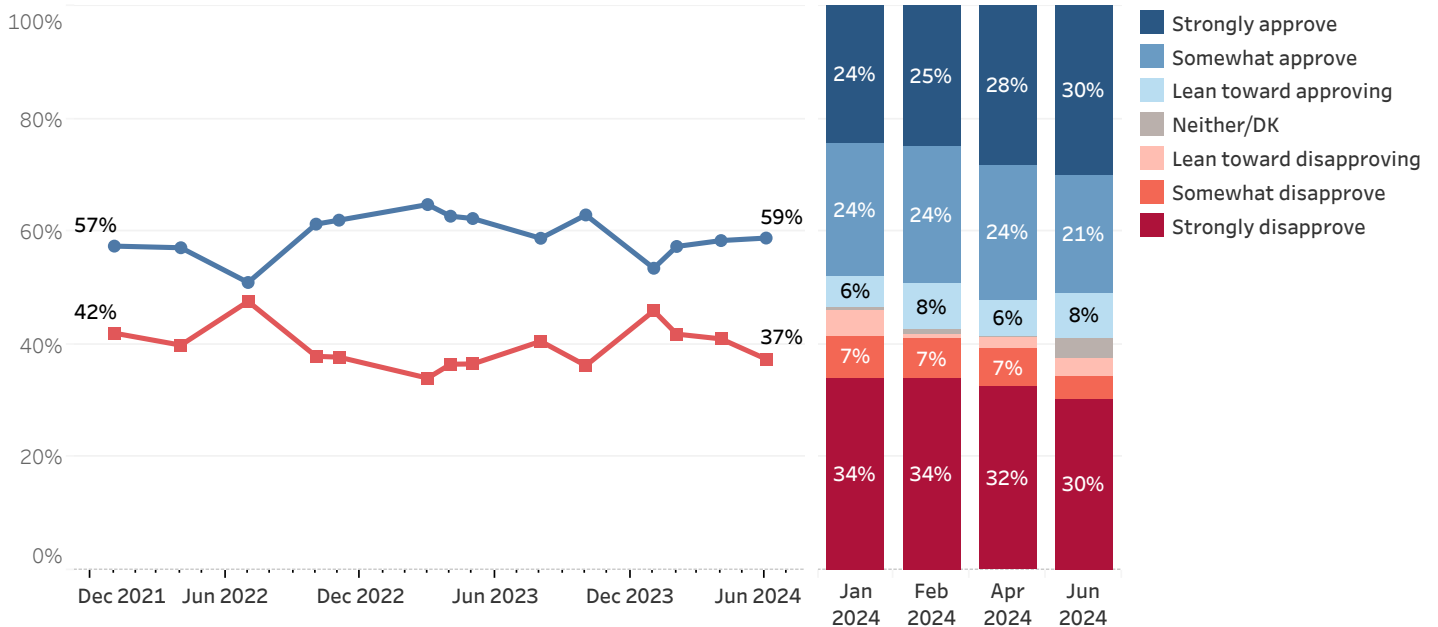
Among those who have heard something about the new asylum policy (N=747), 61% strongly (35%) or somewhat (26%) support Biden's executive order, 13% are neutral, 22% strongly (14%) or somewhat (8%) oppose it, and 4% are unsure. Two-thirds (66%) of Republicans and more than half of Democrats (59%) and Independents (58%) support the order.

Support or Oppose Biden 2024 Immigration Executive Order - by Party ID - June 2024



Overall, 59% of Vermonters approve of Biden's handling of his job as president, 37% disapprove, and 4% are unsure. Biden's net approval rating (the percentage who approve of his handling his job as president minus the percent who disapprove) is +21, little change since April (+17). Ninety percent of Democrats approve of Biden's performance as president but only 38% of Independents and 2% of Republicans approve.

Approval of President Biden's Job Performance



Green Mountain State Poll Methodology

These findings are based on the latest Green Mountain State Poll, conducted by the University of New Hampshire Survey Center. Eight hundred thirty-eight (838) Green Mountain State Panel members completed the survey online between June 13 and June 17, 2024. The margin of sampling error for the survey is +/- 3.4 percent. In addition to potential sampling error, all surveys have other potential sources of non-sampling error including question order effects, question wording effects, and non-response. These MSE's have not been adjusted for design effect. The response rate for the June 2024 Green Mountain State Poll is 36%. The design effect for the survey is 2.3%.

The Green Mountain State Panel is a probability-based web panel of Vermont residents. Approximately 2,500 Vermont adults have been recruited from phone, text-to-web, or mail-to-web surveys sent to randomly-selected phone numbers or addresses. Panelists are then asked to participate in online surveys sponsored by the UNH Survey Center.

Data were weighted by respondent sex, age, education, and region of the state to targets from the most recent American Community Survey (ACS) conducted by the U.S. Census Bureau, as well as to 2020 election results in Vermont. Surveys were taken in English, all respondent data included passes Qualtrics data quality checks, and single-use survey links were used to prevent multiple submissions by respondents.

The number of respondents in each demographic below may not equal the number reported in cross-tabulation tables as some respondents choose not to answer some questions. Due to rounding, percentages may not sum to 100%. All coding of open-ended responses is conducted by human coders.

For more information about the methodology used in this Green Mountain State Poll, contact Dr. Andrew Smith at (603) 862-2226 or by email at andrew.smith@unh.edu.

June 2024 Green Mountain State Poll Demographics

		%	N
Gender of Respondent	Men	48%	388
	Women	52%	423
Age of Respondent	18 to 34	25%	209
	35 to 49	22%	189
	50 to 64	27%	223
	65 and older	26%	217
Level of Education	High school or less	31%	258
	Tech school/Some college	27%	229
	College graduate	25%	205
	Postgraduate work	17%	144
Region of State	Central Vermont	20%	169
	Chittenden County	27%	227
	Northern Counties	20%	168
	Southern Vermont	32%	269
Party ID	Democrat	62%	506
	Independent	10%	79
	Republican	28%	230
2020 Pres Vote	Voted for Biden	67%	558
	Voted for Trump	28%	237
	Voted for other 2020 candidate	3%	22
	Did not vote in 2020	2%	20

Appropriate or Inappropriate Sentence for Trump in Hush Money Case - Prison

Trump has been convicted in this case but has not yet been sentenced. Based on what you have heard or read, do you believe the following possible punishments would be appropriate or inappropriate for Trump in this case? Prison

		<u>Appropriate</u>	<u>Inappropriate</u>	<u>Don't know/Not sure</u>	<u>N</u>
STATEWIDE	June 2024	51%	38%	11%	828
Party ID	Democrat	73%	14%	13%	498
	Independent	34%	41%	25%	78
	Republican	10%	89%	2%	229
Political Ideology	Socialist	81%	6%	13%	77
	Progressive	73%	19%	8%	114
	Liberal	66%	13%	21%	186
	Moderate	55%	38%	8%	195
	Conservative	2%	98%		157
	Libertarian	6%	83%	11%	25
Age of Respondent	18 to 34	52%	32%	16%	209
	35 to 49	50%	35%	14%	189
	50 to 64	54%	41%	5%	217
	65 and older	47%	43%	10%	213
Gender of Respondent	Men	38%	52%	10%	384
	Women	62%	25%	12%	417
Level of Education	High school or less	46%	47%	7%	258
	Tech school/Some college	49%	39%	11%	223
	College graduate	49%	37%	14%	203
	Postgraduate work	64%	22%	14%	143
Children in Household	Children in household	45%	45%	10%	226
	No children in household	54%	34%	12%	590
Region of State	Central Vermont	66%	28%	6%	167
	Chittenden County	54%	27%	18%	226
	Northern Counties	29%	59%	13%	165
	Southern Vermont	52%	40%	8%	265
Media Usage	CNN viewer	54%	36%	11%	252
	Conservative radio listener		94%	6%	45
	Fox News viewer	13%	80%	7%	194
	Joe Rogan listener	3%	93%	4%	72
	MSNBC viewer	67%	25%	8%	217
	Local VT news viewer	54%	35%	11%	575
2020 Pres Vote	Voted for Biden	70%	16%	14%	549
	Voted for Trump	4%	89%	7%	236
	Voted for other 2020 candidate	45%	42%	13%	22
	Did not vote in 2020	77%	22%	0%	20

Appropriate or Inappropriate Sentence for Trump in Hush Money Case - House Arrest

Trump has been convicted in this case but has not yet been sentenced. Based on what you have heard or read, do you believe the following possible punishments would be appropriate or inappropriate for Trump in this case? House arrest

		<u>Appropriate</u>	<u>Inappropriate</u>	<u>Don't know/Not sure</u>	<u>N</u>
STATEWIDE	June 2024	40%	49%	11%	809
Party ID	Democrat	57%	34%	10%	481
	Independent	29%	48%	23%	78
	Republican	7%	85%	8%	229
Political Ideology	Socialist	58%	22%	21%	76
	Progressive	54%	35%	12%	112
	Liberal	45%	41%	14%	186
	Moderate	57%	36%	7%	187
	Conservative	7%	90%	2%	156
	Libertarian	8%	82%	10%	25
Age of Respondent	18 to 34	36%	45%	19%	209
	35 to 49	41%	47%	13%	187
	50 to 64	32%	61%	7%	216
	65 and older	52%	43%	5%	197
Gender of Respondent	Men	40%	52%	8%	383
	Women	40%	47%	14%	401
Level of Education	High school or less	28%	60%	11%	245
	Tech school/Some college	32%	54%	14%	223
	College graduate	50%	43%	7%	200
	Postgraduate work	58%	31%	11%	140
Children in Household	Children in household	38%	52%	10%	225
	No children in household	41%	47%	12%	573
Region of State	Central Vermont	48%	49%	3%	165
	Chittenden County	47%	38%	15%	224
	Northern Counties	26%	60%	14%	164
	Southern Vermont	37%	52%	11%	250
Media Usage	CNN viewer	53%	38%	8%	243
	Conservative radio listener	0%	94%	6%	45
	Fox News viewer	19%	75%	6%	194
	Joe Rogan listener	5%	92%	3%	72
	MSNBC viewer	62%	34%	4%	209
	Local VT news viewer	39%	48%	13%	559
2020 Pres Vote	Voted for Biden	56%	34%	10%	530
	Voted for Trump	6%	86%	8%	236
	Voted for other 2020 candidate	42%	51%	7%	22
	Did not vote in 2020	2%	25%	73%	20

Appropriate or Inappropriate Sentence for Trump in Hush Money Case - Parole

Trump has been convicted in this case but has not yet been sentenced. Based on what you have heard or read, do you believe the following possible punishments would be appropriate or inappropriate for Trump in this case? Parole

		<u>Appropriate</u>	<u>Inappropriate</u>	<u>Don't know/Not sure</u>	<u>N</u>
STATEWIDE	June 2024	34%	57%	9%	810
Party ID	Democrat	41%	51%	8%	481
	Independent	33%	44%	23%	79
	Republican	19%	75%	6%	227
Political Ideology	Socialist	56%	42%	2%	76
	Progressive	47%	44%	9%	113
	Liberal	37%	51%	12%	183
	Moderate	40%	56%	5%	188
	Conservative	13%	81%	6%	156
	Libertarian	15%	74%	11%	25
Age of Respondent	18 to 34	40%	51%	9%	209
	35 to 49	30%	58%	12%	188
	50 to 64	24%	68%	8%	220
	65 and older	43%	50%	7%	193
Gender of Respondent	Men	33%	58%	9%	382
	Women	34%	58%	8%	401
Level of Education	High school or less	25%	67%	9%	245
	Tech school/Some college	26%	63%	11%	225
	College graduate	48%	45%	7%	199
	Postgraduate work	43%	47%	10%	139
Children in Household	Children in household	22%	69%	9%	227
	No children in household	39%	51%	9%	571
Region of State	Central Vermont	22%	75%	3%	163
	Chittenden County	43%	43%	14%	223
	Northern Counties	19%	69%	12%	167
	Southern Vermont	42%	51%	7%	251
Media Usage	CNN viewer	35%	57%	8%	241
	Conservative radio listener	2%	87%	11%	45
	Fox News viewer	21%	72%	7%	195
	Joe Rogan listener	9%	87%	4%	72
	MSNBC viewer	35%	60%	5%	206
	Local VT news viewer	33%	58%	9%	559
2020 Pres Vote	Voted for Biden	42%	50%	9%	531
	Voted for Trump	11%	78%	11%	236
	Voted for other 2020 candidate	48%	46%	6%	22
	Did not vote in 2020	83%	17%	1%	20

Appropriate or Inappropriate Sentence for Trump in Hush Money Case - Large Fine

Trump has been convicted in this case but has not yet been sentenced. Based on what you have heard or read, do you believe the following possible punishments would be appropriate or inappropriate for Trump in this case? Large fine

		<u>Appropriate</u>	<u>Inappropriate</u>	<u>Don't know/Not sure</u>	<u>N</u>
STATEWIDE	June 2024	55%	39%	6%	815
Party ID	Democrat	70%	26%	3%	491
	Independent	53%	24%	23%	79
	Republican	23%	73%	4%	225
Political Ideology	Socialist	83%	16%	1%	76
	Progressive	78%	20%	2%	114
	Liberal	56%	34%	9%	185
	Moderate	77%	20%	3%	189
	Conservative	10%	88%	2%	154
	Libertarian	25%	65%	10%	25
Age of Respondent	18 to 34	52%	41%	7%	209
	35 to 49	52%	37%	11%	188
	50 to 64	49%	47%	4%	219
	65 and older	68%	29%	2%	199
Gender of Respondent	Men	49%	44%	6%	378
	Women	60%	34%	6%	410
Level of Education	High school or less	43%	51%	6%	246
	Tech school/Some college	48%	42%	10%	228
	College graduate	65%	34%	1%	199
	Postgraduate work	76%	19%	5%	140
Children in Household	Children in household	46%	47%	7%	227
	No children in household	60%	35%	5%	576
Region of State	Central Vermont	56%	43%	1%	166
	Chittenden County	62%	29%	10%	223
	Northern Counties	43%	50%	7%	165
	Southern Vermont	57%	38%	5%	259
Media Usage	CNN viewer	66%	30%	5%	251
	Conservative radio listener	9%	81%	10%	45
	Fox News viewer	24%	67%	9%	190
	Joe Rogan listener	15%	84%	1%	72
	MSNBC viewer	68%	30%	2%	215
	Local VT news viewer	57%	36%	7%	569
2020 Pres Vote	Voted for Biden	72%	24%	4%	542
	Voted for Trump	13%	77%	10%	231
	Voted for other 2020 candidate	64%	32%	4%	22
	Did not vote in 2020	87%	13%	0%	20

Appropriate or Inappropriate Sentence for Trump in Hush Money Case - Small Fine

Trump has been convicted in this case but has not yet been sentenced. Based on what you have heard or read, do you believe the following possible punishments would be appropriate or inappropriate for Trump in this case? Small fine

		<u>Appropriate</u>	<u>Inappropriate</u>	<u>Don't know/Not sure</u>	<u>N</u>
STATEWIDE	June 2024	17%	78%	5%	768
Party ID	Democrat	10%	85%	4%	463
	Independent	21%	76%	3%	63
	Republican	30%	64%	5%	223
Political Ideology	Socialist	10%	88%	3%	76
	Progressive	23%	74%	3%	112
	Liberal	8%	82%	10%	175
	Moderate	14%	83%	2%	179
	Conservative	26%	68%	6%	153
	Libertarian	40%	57%	3%	23
Age of Respondent	18 to 34	18%	75%	7%	209
	35 to 49	20%	76%	4%	173
	50 to 64	16%	79%	5%	214
	65 and older	13%	83%	4%	172
Gender of Respondent	Men	15%	78%	6%	372
	Women	15%	82%	4%	370
Level of Education	High school or less	14%	85%	2%	214
	Tech school/Some college	23%	66%	11%	223
	College graduate	17%	82%	1%	195
	Postgraduate work	11%	82%	6%	135
Children in Household	Children in household	22%	77%	1%	210
	No children in household	15%	78%	7%	546
Region of State	Central Vermont	12%	84%	4%	157
	Chittenden County	20%	78%	2%	200
	Northern Counties	23%	70%	7%	163
	Southern Vermont	14%	79%	7%	247
Media Usage	CNN viewer	18%	77%	6%	228
	Conservative radio listener	12%	83%	5%	43
	Fox News viewer	20%	68%	12%	188
	Joe Rogan listener	30%	70%	1%	72
	MSNBC viewer	13%	86%	1%	191
	Local VT news viewer	16%	78%	6%	531
2020 Pres Vote	Voted for Biden	11%	84%	5%	512
	Voted for Trump	30%	64%	6%	214
	Voted for other 2020 candidate	31%	66%	3%	22
	Did not vote in 2020	22%	78%		20

Appropriate or Inappropriate Sentence for Trump in Hush Money Case - Community Service

Trump has been convicted in this case but has not yet been sentenced. Based on what you have heard or read, do you believe the following possible punishments would be appropriate or inappropriate for Trump in this case? Community service

		<u>Appropriate</u>	<u>Inappropriate</u>	<u>Don't know/Not sure</u>	<u>N</u>
STATEWIDE	June 2024	35%	55%	10%	798
Party ID	Democrat	38%	54%	7%	474
	Independent	35%	37%	28%	78
	Republican	24%	70%	7%	226
Political Ideology	Socialist	27%	61%	12%	76
	Progressive	40%	58%	2%	112
	Liberal	38%	51%	11%	184
	Moderate	51%	42%	7%	183
	Conservative	20%	74%	6%	154
	Libertarian	21%	52%	27%	25
Age of Respondent	18 to 34	23%	64%	13%	209
	35 to 49	35%	51%	14%	188
	50 to 64	31%	61%	8%	218
	65 and older	52%	44%	4%	183
Gender of Respondent	Men	37%	55%	7%	377
	Women	31%	57%	12%	394
Level of Education	High school or less	25%	69%	6%	234
	Tech school/Some college	35%	50%	15%	225
	College graduate	44%	49%	7%	200
	Postgraduate work	40%	50%	10%	138
Children in Household	Children in household	34%	57%	10%	226
	No children in household	36%	54%	10%	560
Region of State	Central Vermont	38%	57%	5%	160
	Chittenden County	36%	49%	16%	224
	Northern Counties	34%	59%	7%	163
	Southern Vermont	33%	58%	9%	250
Media Usage	CNN viewer	45%	45%	10%	237
	Conservative radio listener	12%	76%	12%	45
	Fox News viewer	24%	62%	15%	188
	Joe Rogan listener	27%	67%	5%	72
	MSNBC viewer	37%	59%	4%	201
	Local VT news viewer	34%	55%	10%	553
2020 Pres Vote	Voted for Biden	42%	50%	8%	524
	Voted for Trump	17%	69%	15%	231
	Voted for other 2020 candidate	62%	35%	4%	22
	Did not vote in 2020	23%	68%	9%	20

Perceived Likelihood Trump Will Be Sentenced to Prison in Hush Money Case

Based on what you have heard or read, how likely do you think it is that Donald Trump will be sent to prison as part of the sentencing in this case?

		<u>Very likely</u>	<u>Somewhat likely</u>	<u>Not very likely</u>	<u>Not at all likely</u>	<u>Don't know/Not sure</u>	<u>N</u>
STATEWIDE	June 2024	2%	10%	43%	37%	8%	838
Party ID	Democrat	2%	8%	53%	35%	3%	506
	Independent	2%	7%	40%	30%	22%	79
	Republican	4%	17%	23%	46%	11%	230
Political Ideology	Socialist	3%	8%	68%	19%	2%	78
	Progressive	1%	17%	31%	47%	3%	118
	Liberal	1%	5%	51%	38%	5%	187
	Moderate	3%	10%	58%	24%	5%	199
	Conservative	5%	12%	18%	57%	8%	157
	Libertarian	2%	32%	16%	17%	34%	25
Age of Respondent	18 to 34	2%	16%	39%	42%	1%	209
	35 to 49	1%	7%	40%	35%	16%	189
	50 to 64	4%	7%	44%	36%	10%	223
	65 and older	1%	12%	48%	34%	5%	217
Gender of Respondent	Men	2%	11%	39%	42%	6%	388
	Women	2%	10%	47%	31%	9%	423
Level of Education	High school or less		3%	45%	40%	12%	258
	Tech school/Some college	2%	15%	40%	36%	6%	229
	College graduate	4%	15%	42%	35%	4%	205
	Postgraduate work	3%	11%	46%	34%	6%	144
Children in Household	Children in household	2%	14%	39%	30%	16%	228
	No children in household	3%	9%	46%	38%	4%	598
Region of State	Central Vermont	3%	10%	45%	34%	7%	169
	Chittenden County	1%	11%	41%	35%	11%	227
	Northern Counties	2%	12%	39%	44%	3%	168
	Southern Vermont	3%	9%	45%	36%	8%	269
Media Usage	CNN viewer	3%	16%	46%	32%	3%	254
	Conservative radio listener	12%	24%	15%	21%	27%	45
	Fox News viewer	2%	19%	32%	44%	4%	195
	Joe Rogan listener	2%	30%	5%	62%	1%	72
	MSNBC viewer	3%	12%	49%	33%	2%	218
	Local VT news viewer	1%	12%	43%	36%	7%	581
2020 Pres Vote	Voted for Biden	1%	8%	52%	35%	3%	558
	Voted for Trump	4%	17%	19%	44%	16%	237
	Voted for other 2020 candidate	1%	11%	42%	26%	20%	22
	Did not vote in 2020	1%	1%	83%	5%	11%	20

Perceived Likelihood Trump Will Successfully Appeal Conviction in Hush Money Case

Trump has said he plans to appeal the verdict. Based on what you have heard or read, how likely do you think it is that Trump's appeals will be successful and his conviction in this case will be overturned?

		<u>Very likely</u>	<u>Somewhat likely</u>	<u>Not very likely</u>	<u>Not at all likely</u>	<u>Don't know/Not sure</u>	<u>N</u>
STATEWIDE	June 2024	19%	23%	25%	18%	14%	836
Party ID	Democrat	2%	23%	35%	27%	13%	503
	Independent	18%	19%	26%	6%	32%	79
	Republican	55%	28%	5%	2%	10%	230
Political Ideology	Socialist	2%	32%	43%	18%	5%	78
	Progressive	11%	21%	22%	34%	12%	116
	Liberal	1%	24%	39%	15%	21%	187
	Moderate	10%	30%	31%	24%	5%	198
	Conservative	66%	20%	4%	3%	7%	157
	Libertarian	25%	20%	13%	2%	39%	25
Age of Respondent	18 to 34	18%	26%	21%	13%	22%	209
	35 to 49	23%	11%	25%	27%	14%	189
	50 to 64	20%	26%	23%	19%	12%	220
	65 and older	16%	28%	32%	14%	9%	217
Gender of Respondent	Men	31%	17%	25%	20%	9%	386
	Women	9%	30%	26%	16%	19%	423
Level of Education	High school or less	33%	28%	13%	16%	11%	258
	Tech school/Some college	17%	17%	20%	23%	22%	227
	College graduate	13%	23%	40%	11%	13%	205
	Postgraduate work	6%	25%	37%	24%	8%	144
Children in Household	Children in household	19%	26%	24%	14%	17%	228
	No children in household	18%	23%	27%	20%	13%	596
Region of State	Central Vermont	13%	15%	28%	23%	22%	169
	Chittenden County	11%	21%	26%	25%	17%	227
	Northern Counties	38%	13%	25%	13%	11%	168
	Southern Vermont	18%	37%	24%	12%	9%	267
Media Usage	CNN viewer	13%	23%	26%	22%	16%	254
	Conservative radio listener	45%	13%	2%	7%	33%	45
	Fox News viewer	49%	18%	12%	10%	11%	195
	Joe Rogan listener	59%	26%	3%	1%	11%	72
	MSNBC viewer	12%	25%	20%	31%	12%	216
	Local VT news viewer	15%	22%	26%	20%	16%	579
2020 Pres Vote	Voted for Biden	2%	22%	35%	26%	15%	556
	Voted for Trump	59%	21%	4%	2%	15%	237
	Voted for other 2020 candidate	23%	43%	22%	5%	7%	22
	Did not vote in 2020	12%	66%	18%	1%	2%	20

How Much Heard About Biden 2024 Immigration Executive Order

Earlier this month, President Biden issued an executive order to largely close the U.S.-Mexico border to asylum seekers attempting to enter the country when authorities have determined that the border is "overwhelmed." How much, if at all, have you heard or read about this executive order issued by Biden?

		<u>A lot</u>	<u>Some</u>	<u>Not very much</u>	<u>Nothing at all</u>	<u>Don't know/Not sure</u>	<u>N</u>
STATEWIDE	June 2024	30%	42%	16%	9%	2%	838
Party ID	Democrat	21%	48%	24%	7%	0%	506
	Independent	30%	41%	6%	23%		79
	Republican	53%	31%	5%	4%	7%	230
Political Ideology	Socialist	10%	43%	28%	2%	17%	78
	Progressive	18%	55%	17%	10%		118
	Liberal	24%	42%	21%	13%	1%	187
	Moderate	29%	51%	15%	5%		199
	Conservative	55%	33%	5%	6%	1%	157
	Libertarian	87%	12%		1%		25
Age of Respondent	18 to 34	32%	26%	21%	14%	7%	209
	35 to 49	15%	46%	24%	13%	3%	189
	50 to 64	33%	49%	10%	7%	0%	223
	65 and older	39%	48%	13%	0%		217
Gender of Respondent	Men	41%	45%	10%	4%		388
	Women	21%	40%	21%	13%	4%	423
Level of Education	High school or less	34%	36%	15%	9%	6%	258
	Tech school/Some college	36%	40%	10%	13%		229
	College graduate	26%	49%	18%	7%	1%	205
	Postgraduate work	22%	47%	27%	3%	1%	144
Children in Household	Children in household	35%	40%	13%	10%	2%	228
	No children in household	29%	42%	18%	8%	2%	598
Region of State	Central Vermont	37%	37%	9%	16%	0%	169
	Chittenden County	24%	37%	27%	12%		227
	Northern Counties	43%	39%	18%	1%		168
	Southern Vermont	25%	51%	12%	5%	7%	269
Media Usage	CNN viewer	43%	43%	10%	4%		254
	Conservative radio listener	67%	28%	4%	2%		45
	Fox News viewer	62%	30%	7%	0%		195
	Joe Rogan listener	62%	28%	6%	5%		72
	MSNBC viewer	39%	48%	10%	4%		217
	Local VT news viewer	29%	41%	18%	9%	3%	581
2020 Pres Vote	Voted for Biden	22%	48%	21%	8%	1%	558
	Voted for Trump	54%	30%	5%	11%		237
	Voted for other 2020 candidate	19%	56%	20%	5%		22
	Did not vote in 2020	1%	11%	12%		76%	20

Support or Oppose Biden 2024 Immigration Executive Order

Generally speaking, do you support or oppose Biden’s executive order to largely close the U.S.-Mexico border to asylum seekers attempting to enter the country when authorities have determined that the border is “overwhelmed?”

		<u>Strongly support</u>	<u>Somewhat support</u>	<u>Somewhat oppose</u>	<u>Strongly oppose</u>	<u>Neutral</u>	<u>Don’t know/Not sure</u>	<u>N</u>
STATEWIDE	June 2024	35%	26%	8%	14%	13%	4%	747
Party ID	Democrat	31%	28%	12%	13%	14%	2%	471
	Independent	37%	21%	3%	30%	9%	1%	61
	Republican	42%	24%	3%	10%	12%	9%	205
Political Ideology	Socialist	24%	17%	8%	41%	8%	3%	63
	Progressive	20%	28%	13%	24%	11%	4%	107
	Liberal	30%	26%	21%	8%	13%	2%	161
	Moderate	36%	41%	3%	2%	18%	0%	189
	Conservative	48%	17%	1%	11%	11%	11%	146
	Libertarian	20%	15%	6%	17%	42%		25
Age of Respondent	18 to 34	18%	21%	13%	27%	17%	4%	165
	35 to 49	26%	26%	9%	20%	11%	8%	158
	50 to 64	40%	25%	8%	7%	17%	3%	207
	65 and older	49%	31%	5%	5%	9%	1%	216
Gender of Respondent	Men	30%	31%	6%	11%	18%	4%	374
	Women	42%	21%	11%	13%	9%	4%	350
Level of Education	High school or less	67%	17%	1%	5%	6%	5%	220
	Tech school/Some college	25%	33%	4%	15%	21%	2%	199
	College graduate	21%	29%	17%	17%	11%	5%	189
	Postgraduate work	17%	27%	15%	21%	17%	2%	139
Children in Household	Children in household	38%	16%	8%	12%	23%	4%	200
	No children in household	34%	30%	9%	15%	10%	2%	536
Region of State	Central Vermont	23%	27%	15%	11%	23%	1%	140
	Chittenden County	27%	26%	9%	25%	9%	4%	199
	Northern Counties	53%	24%	7%	9%	5%	3%	166
	Southern Vermont	35%	27%	6%	9%	18%	5%	235
Media Usage	CNN viewer	40%	28%	7%	7%	15%	4%	244
	Conservative radio listener	16%	19%	2%	17%	34%	13%	45
	Fox News viewer	44%	24%	3%	6%	15%	8%	194
	Joe Rogan listener	52%	19%	5%	11%	4%	9%	68
	MSNBC viewer	48%	20%	9%	7%	12%	4%	209
	Local VT news viewer	41%	26%	9%	10%	12%	2%	512
2020 Pres Vote	Voted for Biden	34%	28%	10%	13%	13%	2%	509
	Voted for Trump	39%	22%	3%	14%	14%	8%	211
	Voted for other 2020 candidate	17%	20%	21%	23%	17%	2%	21

Approval of President Biden's Job Performance

Generally speaking, do you approve or disapprove of the way Joe Biden is handling his job as president?

		<u>Approve</u>	<u>Disapprove</u>	<u>Neither/DK</u>	<u>N</u>
STATEWIDE	June 2024	59%	37%	4%	838
Party ID	Democrat	90%	10%	0%	506
	Independent	38%	60%	3%	79
	Republican	2%	90%	8%	230
Political Ideology	Socialist	61%	21%	17%	78
	Progressive	85%	14%	0%	118
	Liberal	86%	14%	0%	187
	Moderate	72%	22%	6%	199
	Conservative	2%	97%	1%	157
	Libertarian	7%	93%		25
Age of Respondent	18 to 34	46%	47%	6%	209
	35 to 49	57%	40%	3%	189
	50 to 64	60%	36%	4%	223
	65 and older	71%	27%	2%	217
Gender of Respondent	Men	52%	45%	2%	388
	Women	67%	29%	5%	423
Level of Education	High school or less	45%	45%	10%	258
	Tech school/Some college	50%	50%	1%	229
	College graduate	70%	29%	0%	205
	Postgraduate work	82%	17%	1%	144
Children in Household	Children in household	54%	45%	1%	228
	No children in household	62%	34%	4%	598
Region of State	Central Vermont	63%	37%	0%	169
	Chittenden County	61%	34%	5%	227
	Northern Counties	48%	52%	0%	168
	Southern Vermont	62%	31%	7%	269
Media Usage	CNN viewer	71%	28%	0%	254
	Conservative radio listener	2%	98%		45
	Fox News viewer	25%	75%		195
	Joe Rogan listener	4%	96%		72
	MSNBC viewer	73%	23%	4%	218
	Local VT news viewer	59%	36%	5%	581
2020 Pres Vote	Voted for Biden	86%	12%	2%	558
	Voted for Trump	3%	96%	0%	237
	Voted for other 2020 candidate	14%	78%	8%	22
	Did not vote in 2020	11%	12%	76%	20