

## The Green Mountain State Poll

January 9, 2024

### TRUMP & BIDEN LEAD COMFORTABLY IN VERMONT PRIMARY RACES; MAJORITY AGREE WITH BALLOT EXCLUSION OF TRUMP IN ME

By: Sean P. McKinley, M.A.  
Andrew E. Smith, Ph.D.

Zachary S. Azem, M.A.  
Tracy Keirns, Ph.D.

andrew.smith@unh.edu  
603-862-2226  
cola.unh.edu/unh-survey-center

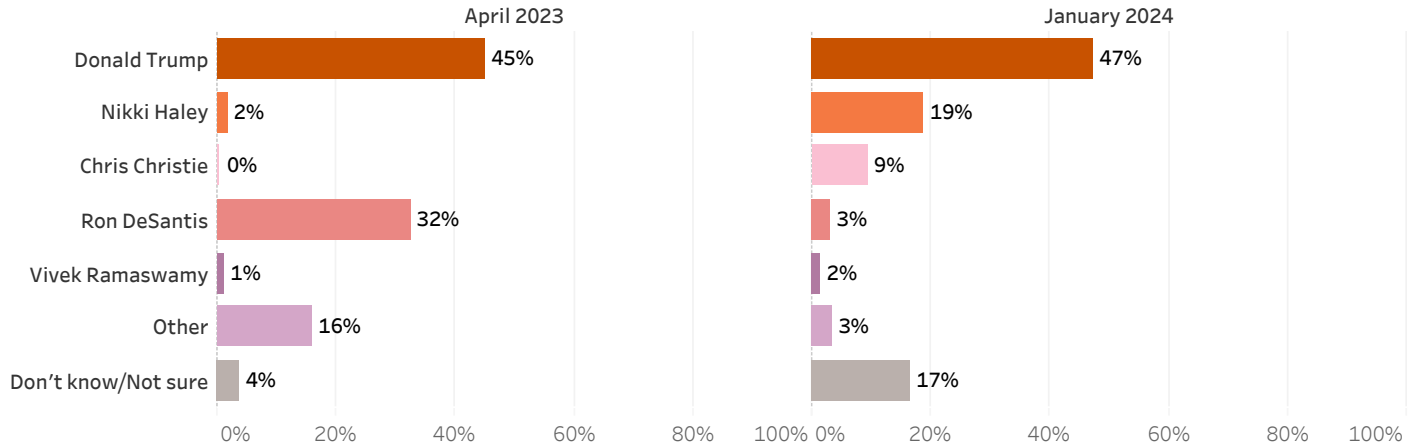
DURHAM, NH - More than half of likely Republican primary voters in Vermont support former President Donald Trump and most of his supporters say that they have definitely decided to vote for him. Trump is followed distantly by former U.N. Ambassador Nikki Haley and former New Jersey Governor Chris Christie. On the Democratic side, which most likely primary voters plan to participate in, three-quarters support President Joe Biden while Minnesota Representative Dean Phillips and author Marianne Williamson garner very little support. Six in ten Vermonters agree with the decision to disqualify Trump from the primary ballot in Maine.

### 2024 Republican Presidential Primary

Vermont has no party registration and allows voters to choose the primary in which they would like to participate. Currently, among those who say they plan to vote in the primary on March 5, 46% plan to vote in the Democratic primary, 28% plan to vote in the Republican primary, and 25% are unsure.

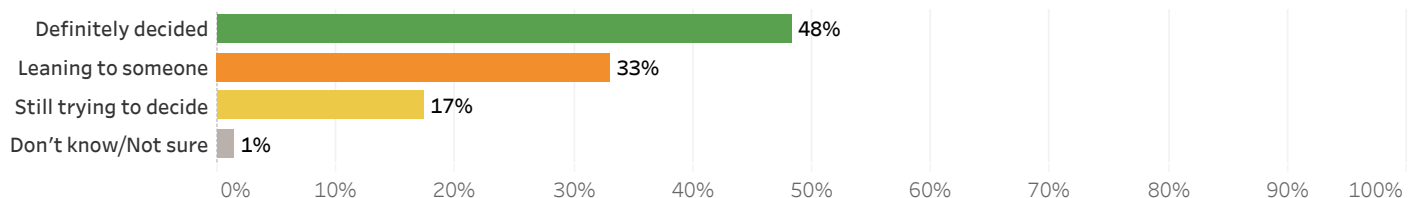
In the Republican primary, former President Donald Trump holds a wide lead with 47% of the vote, followed distantly by former UN Ambassador Nikki Haley (19%). Less than 10% support former New Jersey Governor Chris Christie (9%), Florida Governor Ron DeSantis (3%), or entrepreneur Vivek Ramaswamy (2%). Compared to April 2023, Haley (+17 percentage points) has seen her support increase while DeSantis (-29) has seen his support decline considerably.

### First Choice GOP 2024 Presidential Candidate



Nearly half (48%) of likely 2024 Republican primary voters say they have definitely decided who they will vote for, 33% say they are currently leaning towards someone, and 17% say they are still trying to decide. Nearly two-thirds (65%) of Trump supporters say they have definitely decided to support him.

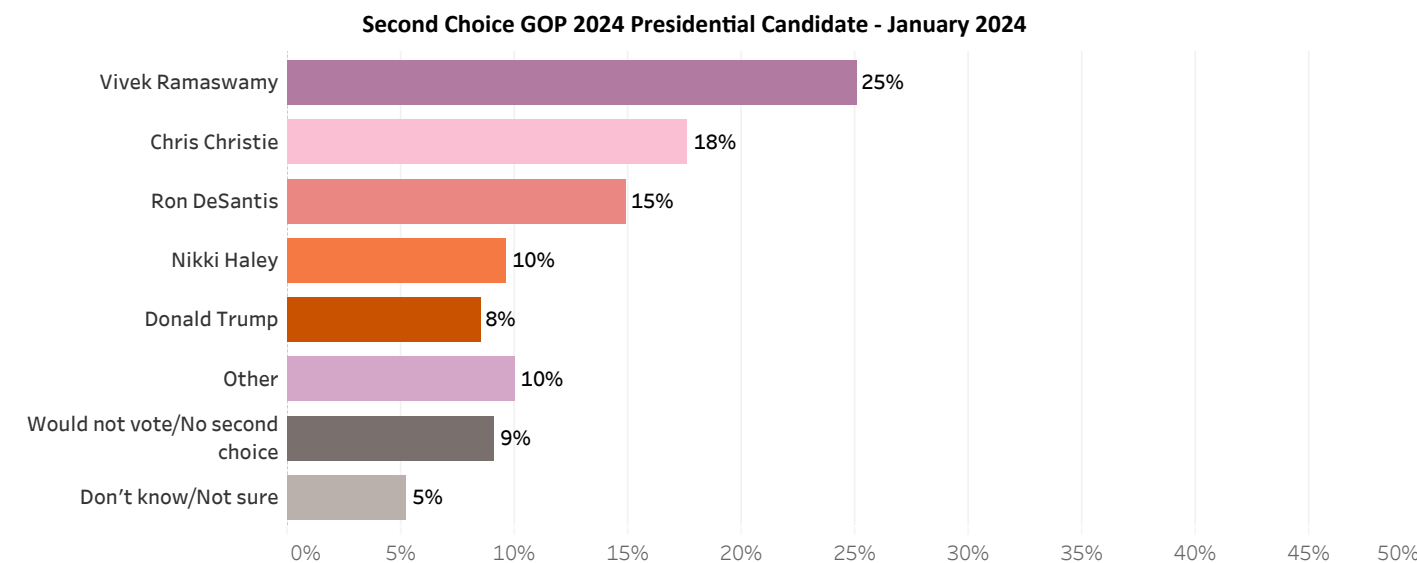
### Definitely Decided on 2024 GOP Presidential Primary Nominee Choice - January 2024



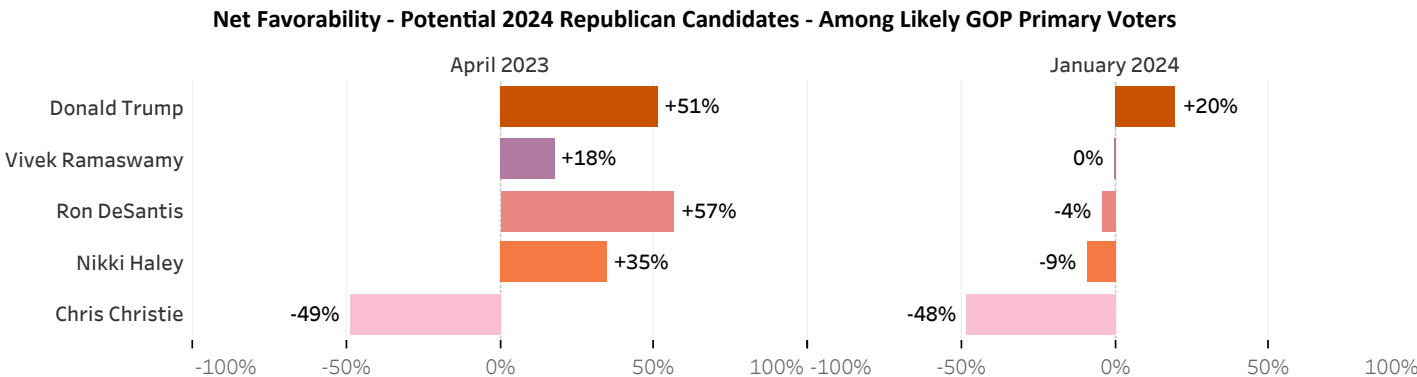
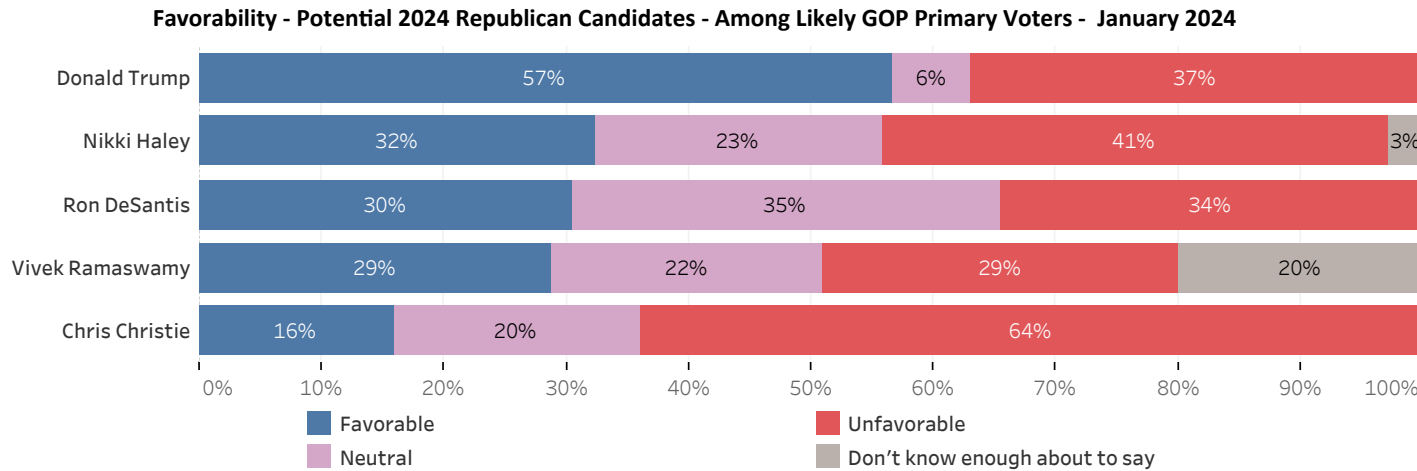
\* We ask that this copyrighted information be referred to as *the Green Mountain State Poll*, a States of Opinion Project, conducted by the University of New Hampshire Survey Center.

When asked which candidate is their second choice, 25% of likely Vermont Republican primary voters choose Ramaswamy, followed by Christie (18%), DeSantis (15%), Haley (10%), and Trump (8%). Nine percent say that they don't have a second choice while 5% are unsure.

Among those who support Trump, 44% say Ramaswamy is their second choice and 19% choose DeSantis. Among Haley supporters, 55% say that Christie is their second choice, while 21% choose DeSantis.



Trump is by far the most personally popular candidate among likely 2024 Republican Vermont presidential primary voters. Fifty-seven percent of likely Republican primary voters have a favorable opinion of Trump, 37% have an unfavorable opinion of him, and 6% are neutral. Trump's net favorability rating (the percentage who have a favorable opinion minus the percentage with an unfavorable opinion) is +20, down from +51 in April 2023. Likely Republican primary voters have a mostly neutral opinion of Ramaswamy (+0), DeSantis (-4), and Haley (-9), while they have a negative opinion of Christie (-48). DeSantis, Haley, and Trump have seen their net favorability among likely Republican primary voters fall significantly since April 2023.

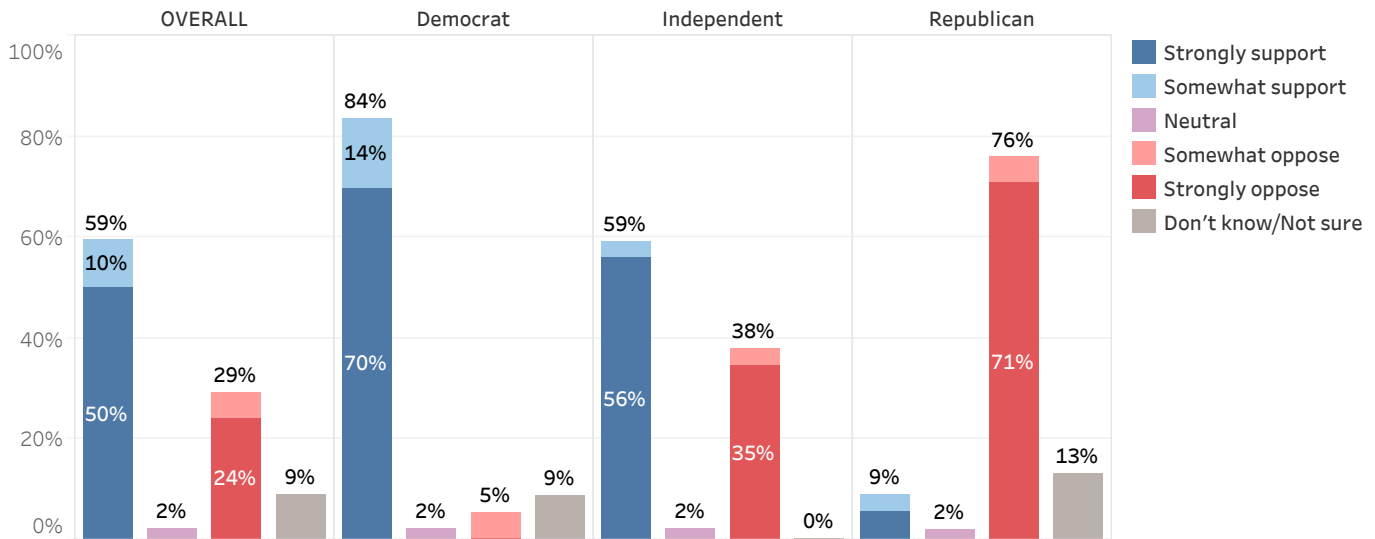


## Trump Election Disqualification

In recent months, legal challenges have been made to disqualify Donald Trump from being able to run for president, citing the 14th Amendment to the U.S. Constitution. However, only 28% of Vermont residents say that they understand the 14th Amendment very well regarding whether a person is eligible to run for president of the United States while another 46% say they understand it somewhat well.

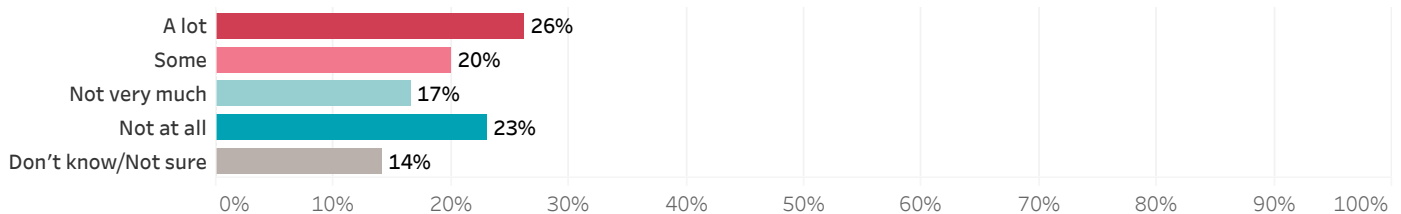
Recently, Maine Secretary of State Shenna Bellows ruled that Donald Trump is ineligible to run in the state's presidential primary, citing the 14th Amendment. Six in ten (59%) Vermont residents strongly (50%) or somewhat (10%) support Bellows' decision, 29% strongly (24%) or somewhat (5%) oppose it, 2% are neutral, and 9% are unsure. Eighty-four percent of Democrats and 59% of Independents support Bellows' decision but three-quarters (76%) of Republicans oppose it.

**Support or Oppose Decision to Disqualify Trump from Maine Primary Ballot - by Party ID - January 2024**



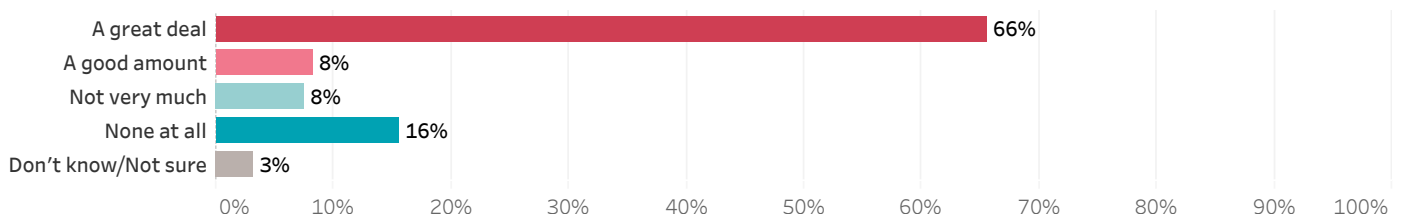
Twenty-six percent of Vermont residents believe that partisan politics factored a lot in the decision to disqualify Trump from the Maine primary ballot, 20% think partisan politics factored in some, 17% think it factored in not very much, 23% think it factored in not at all, and 14% are unsure. Among those who support the decision to disqualify Trump (N=536), six in ten (61%) think that partisan politics factored not very much or not at all into the decision. Among those who oppose the decision to disqualify Trump (N=264), 93% think partisan politics factored in a lot or some.

**Perceived Role of Partisan Politics in Decision to Disqualify Trump from Maine Primary Ballot - January 2024**



Two-thirds (66%) of Vermont residents feel that Trump bears a great deal of responsibility for what happened at the U.S. Capitol on January 6th, 2021, 8% think he bears a good amount of responsibility, 8% think he bears not very much responsibility, and 16% think he bears no responsibility at all. Nearly all (>99%) Democrats and 68% of Independents feel Trump bears a great deal or a good amount of responsibility but only 22% of Republicans feel that way.

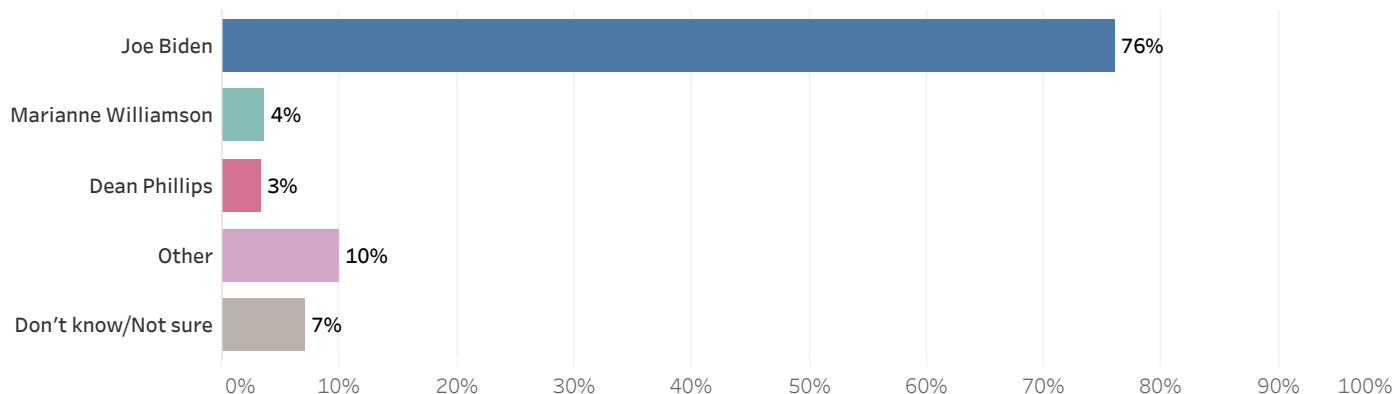
**Perceived Trump Responsibility for January 6th - January 2024**



## 2024 Democratic Presidential Primary

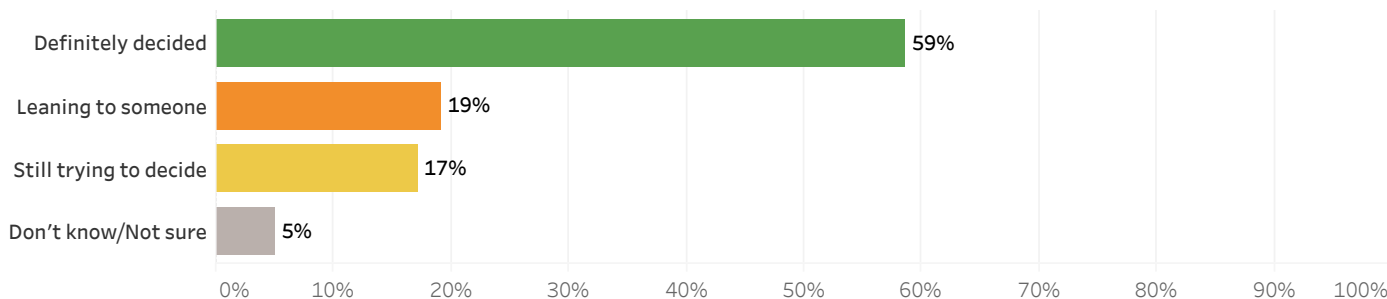
President Joe Biden holds a dominant lead in the 2024 Democratic Presidential Primary in Vermont. Three-quarters (76%) of Vermonters who plan to vote in the Democratic primary support Biden, 4% support Marianne Williamson, 3% support Dean Phillips, 10% support another candidate, and 7% are unsure. Support for Biden is highest among self-described liberals while support for Williamson is highest among socialists and support for Phillips is highest among moderates. Biden also does notably worse among those aged 18 to 34 than among older voters in Vermont.

### First Choice DEM 2024 Presidential Candidate - January 2024



More than half (59%) of likely 2024 Democratic primary voters say they have definitely decided who they will vote for, while 19% say they are leaning toward someone and 17% are still trying to decide. A majority (66%) of Biden supporters say they have definitely decided while 44% of Phillips supporters and 30% of Williamson supporters say they have definitely decided.

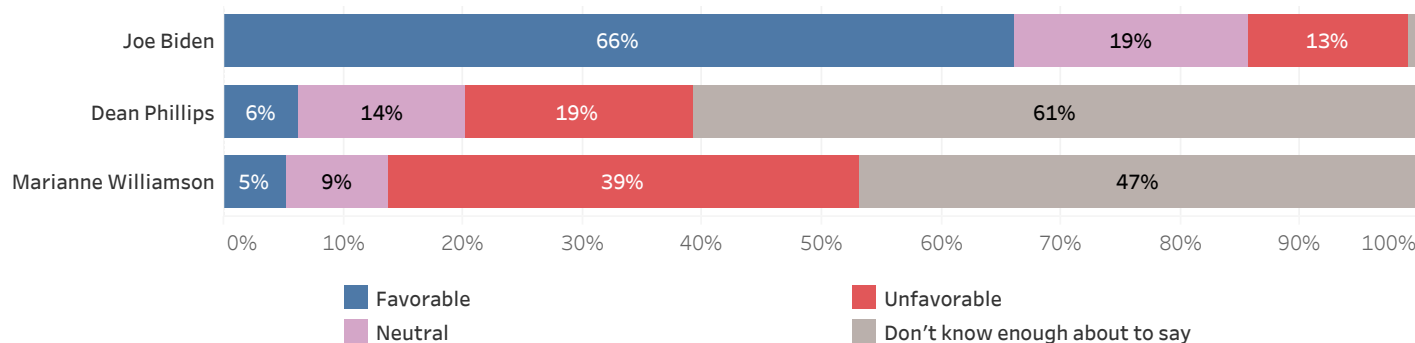
### Definitely Decided on 2024 DEM Presidential Primary Nominee Choice - January 2024



Sixty-six percent of likely 2024 Democratic New Hampshire presidential primary voters have a favorable opinion of Biden, 19% have a neutral opinion of him, and 13% have an unfavorable opinion of him. Biden's net favorability rating among likely Democratic primary voters is +53. Biden is less personally popular among those under the age of 50 and self-described socialists and progressives.

Biden's two opponents are unpopular or unknown among likely Democratic primary voters: only 6% have a favorable opinion of Phillips, 14% have a neutral opinion, 19% have an unfavorable opinion, and 61% don't know enough about Phillips to have an opinion. Only 5% have a favorable opinion of Williamson, 9% are neutral, 39% have an unfavorable opinion, and 47% don't know enough to have an opinion.

### Favorability - 2024 Democratic Candidates - Among Likely DEM 2024 Primary Voters - January 2024

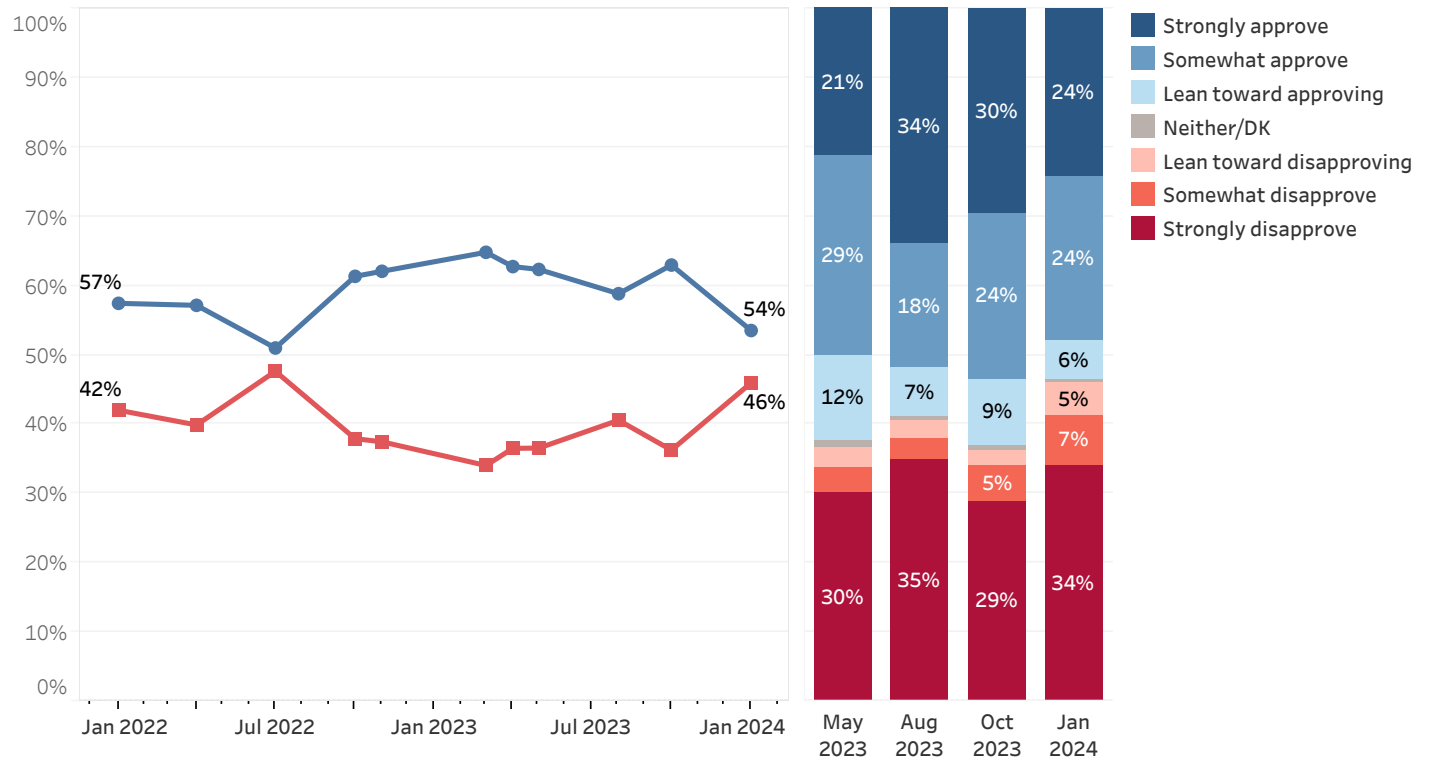


## Presidential Approval

A majority (54%) of Vermonters approve of Biden's handling of his job as president, 46% disapprove, and 2% are unsure. Biden's net approval rating (the percentage who approve of his handling his job as president minus the percent who disapprove) is +8, Biden's lowest net approval rating since July 2022 (+3).

Eighty-one percent of Democrats approve of Biden's performance as president but only 29% of Independents and 5% of Republicans approve. The proportion of Democrats who approve of Biden's performance (81%) has declined since October 2023 (92%).

Approval of President Biden's Job Performance



## Green Mountain State Poll Methodology

These findings are based on the latest Green Mountain State Poll, conducted by the University of New Hampshire Survey Center. Nine hundred four (904) Green Mountain State Panel members completed the survey online between January 4 and January 8, 2024. The margin of sampling error for the survey is +/- 3.3 percent. Included in the sample were 242 likely 2024 Republican Primary voters (margin of sampling error +/- 6.3 percent) and 393 likely 2024 Democratic Primary voters (margin of sampling error +/- 4.9 percent). There were 219 unweighted likely Republican Primary voters and 455 unweighted likely Democratic Primary voters. These MSE's have not been adjusted for design effect. The response rate for the January 2023 Green Mountain State Poll is 34%. The design effect for the survey is 2.2%.

Data were weighted by respondent sex, age, education, and region of the state to targets from the most recent American Community Survey (ACS) conducted by the U.S. Census Bureau, as well as to 2020 election results in Vermont.

The Green Mountain State Panel is part of an effort by the University of New Hampshire Survey Center to investigate new ways of gathering and understanding the opinion of Vermont residents. Approximately 3,000 Vermont adults have been recruited from randomly-selected landline and cell phone numbers to participate in the panel. Panelists are then asked to participate in online surveys sponsored by the UNH Survey Center.

The number of respondents in each demographic below may not equal the number reported in cross-tabulation tables as some respondents choose not to answer some questions. Due to rounding, percentages may not sum to 100%.

For more information about the methodology used in the Green Mountain State Panel, contact Dr. Andrew Smith at (603) 862-2226 or by email at [andrew.smith@unh.edu](mailto:andrew.smith@unh.edu).

### January 2024 Green Mountain State Poll - Likely Republican Primary Voters Demographics

		% of Total	N
Party ID	Independent/Democrat	20%	47
	Republican	80%	191
Political Ideology	Liberal/Progressive/Socialist	14%	32
	Moderate	23%	53
	Conservative	54%	123
	Libertarian	9%	20
Age of Respondent	18 to 34	29%	69
	35 to 49	14%	33
	50 to 64	25%	61
	65 and older	32%	76
Gender of Respondent	Men	67%	160
	Women	33%	79
Level of Education	High school or less	44%	105
	Tech school/Some college	29%	70
	College graduate	17%	41
	Postgraduate work	10%	24
Region of State	Central Vermont	17%	41
	Chittenden County	16%	38
	Northern Counties	20%	49
	Southern Vermont	47%	113
Gun Ownership	Gun owner household	68%	135
	Not gun owner household	32%	62

### January 2024 Green Mountain State Poll - Likely Democratic Primary Voters Demographics

		% of Total	N
Party ID	Democrat	90%	354
	Independent/Republican	10%	37
Political Ideology	Socialist	13%	50
	Progressive	32%	119
	Liberal	30%	111
	Moderate	19%	70
	Conservative/Libertarian	6%	23
Age of Respondent	18 to 34	29%	114
	35 to 49	21%	81
	50 to 64	25%	96
	65 and older	25%	100
Gender of Respondent	Men	37%	140
	Women	63%	237
Level of Education	High school or less	13%	51
	Tech school/Some college	31%	120
	College graduate	31%	123
	Postgraduate work	25%	96
Region of State	Central Vermont	23%	91
	Chittenden County	34%	134
	Northern Counties	16%	64
	Southern Vermont	26%	101
Gun Ownership	Gun owner household	35%	132
	Not gun owner household	65%	243

## First Choice GOP 2024 Presidential Candidate - Likely GOP Primary Voters

If the primary for President were held today, who would you support for the Republican nomination?

		<u>Chris Christie</u>	<u>Ron DeSantis</u>	<u>Nikki Haley</u>	<u>Vivek Ramaswamy</u>
STATEWIDE	January 2024	9%	3%	19%	2%
Party ID	Independent/Democrat	40%	3%	36%	2%
	Republican	1%	3%	15%	1%
Political Ideology	Liberal/Progressive/Socialist	29%		18%	
	Moderate	18%	3%	32%	
	Conservative		2%	14%	
	Libertarian	1%	14%	22%	16%
Age of Respondent	18 to 34		3%	3%	3%
	35 to 49	11%	9%	21%	4%
	50 to 64	11%	2%	25%	0%
	65 and older	16%	2%	28%	
Gender of Respondent	Men	11%	2%	15%	1%
	Women	6%	2%	26%	2%
Level of Education	High school or less	9%		11%	
	Tech school/Some college	7%	1%	15%	
	College graduate	8%	15%	24%	8%
	Postgraduate work	22%	1%	52%	
Region of State	Central Vermont	8%	1%	12%	3%
	Chittenden County	15%	15%	14%	6%
	Northern Counties	14%	0%	21%	
	Southern Vermont	6%	1%	22%	
Children in Household	Children in household	4%	2%	15%	5%
	No children in household	11%	3%	20%	1%
Household Income	Less than \$45,000	19%	2%	34%	
	\$45,000 - \$74,999	7%	5%	7%	
	\$75,000 - \$99,999	11%	3%	30%	
	\$100,000 - \$149,999	8%	4%	24%	6%
	\$150,000 or more	11%	2%	18%	2%
Media Usage	CNN viewer	19%	0%	27%	
	Conservative radio listener		4%	9%	6%
	Fox News viewer	0%	4%	19%	3%
	Joe Rogan listener		10%	0%	4%
	MSNBC viewer	15%		54%	
	Local VT news viewer	11%	3%	26%	1%
Marital Status	Never married	6%	12%	26%	
	Divorced/Separated/Widowed	3%	4%	7%	
	Married	11%	2%	20%	2%
Gun Ownership	Gun owner household	9%	4%	22%	3%
	Not gun owner household	16%	3%	22%	

## First Choice GOP 2024 Presidential Candidate - Likely GOP Primary Voters

If the primary for President were held today, who would you support for the Republican nomination?

		Donald Trump	Other	Don't know/Not sure	N
STATEWIDE	January 2024	47%	3%	17%	231
Party ID	Independent/Democrat		14%	4%	47
	Republican	59%	1%	20%	180
Political Ideology	Liberal/Progressive/Socialist	36%	16%	2%	32
	Moderate	40%	4%	4%	50
	Conservative	52%		31%	115
	Libertarian	47%			20
Age of Respondent	18 to 34	64%		27%	69
	35 to 49	42%	8%	6%	25
	50 to 64	39%	6%	17%	61
	65 and older	40%	3%	11%	73
Gender of Respondent	Men	49%	2%	19%	149
	Women	45%	7%	12%	79
Level of Education	High school or less	46%		34%	94
	Tech school/Some college	69%	7%	1%	70
	College graduate	30%	4%	10%	41
	Postgraduate work	17%	4%	5%	24
Region of State	Central Vermont	22%	1%	52%	38
	Chittenden County	31%	3%	15%	38
	Northern Counties	52%	9%	3%	49
	Southern Vermont	60%	2%	10%	105
Children in Household	Children in household	60%	7%	7%	55
	No children in household	43%	2%	20%	175
Household Income	Less than \$45,000	28%	11%	5%	24
	\$45,000 - \$74,999	80%		1%	62
	\$75,000 - \$99,999	47%		9%	25
	\$100,000 - \$149,999	43%	12%	3%	36
	\$150,000 or more	15%	1%	51%	53
Media Usage	CNN viewer	51%	3%	0%	51
	Conservative radio listener	56%		24%	37
	Fox News viewer	72%		2%	88
	Joe Rogan listener	79%	4%	3%	29
	MSNBC viewer	28%	3%		24
	Local VT news viewer	46%	2%	11%	148
Marital Status	Never married	39%	11%	6%	16
	Divorced/Separated/Widowed	19%	4%	63%	32
	Married	53%	3%	9%	183
Gun Ownership	Gun owner household	39%	2%	21%	132
	Not gun owner household	37%	9%	14%	62



Definitely Decided on 2024 GOP Presidential Primary Nominee Choice - Likely GOP Primary Voters

Have you definitely decided who you will vote for in the New Hampshire Primary, are you leaning towards someone, or have you considered some candidates but are still trying to decide?

		<u>Definitely decided</u>	<u>Leaning to someone</u>	<u>Still trying to decide</u>	<u>Don't know/Not sure</u>	<u>N</u>
STATEWIDE	January 2024	48%	33%	17%	1%	203
Party ID	Independent/Democrat	22%	45%	27%	6%	45
	Republican	55%	30%	15%	0%	155
Political Ideology	Liberal/Progressive/Socialist	9%	31%	52%	8%	31
	Moderate	46%	30%	23%	0%	52
	Conservative	64%	30%	6%		86
	Libertarian	38%	61%	2%		20
Age of Respondent	18 to 34	59%	19%	22%		51
	35 to 49	29%	41%	24%	6%	32
	50 to 64	56%	35%	9%	0%	51
	65 and older	44%	38%	17%	1%	69
Gender of Respondent	Men	51%	38%	9%	2%	131
	Women	41%	25%	34%	1%	69
Level of Education	High school or less	56%	36%	8%		73
	Tech school/Some college	41%	24%	32%	3%	69
	College graduate	51%	33%	14%	1%	37
	Postgraduate work	39%	51%	8%	2%	23
Region of State	Central Vermont	39%	34%	27%	1%	21
	Chittenden County	53%	30%	9%	8%	32
	Northern Counties	37%	53%	10%	0%	47
	Southern Vermont	54%	25%	21%		102
Children in Household	Children in household	35%	24%	41%	0%	51
	No children in household	56%	33%	10%	2%	144
Household Income	Less than \$45,000	48%	42%	10%		23
	\$45,000 - \$74,999	59%	13%	28%		64
	\$75,000 - \$99,999	33%	57%	10%		22
	\$100,000 - \$149,999	56%	27%	16%	0%	34
	\$150,000 or more	36%	36%	18%	11%	26
Media Usage	CNN viewer	28%	45%	26%	0%	51
	Conservative radio listener	77%	13%	10%		28
	Fox News viewer	47%	39%	14%	0%	95
	Joe Rogan listener	90%	6%	4%		28
	MSNBC viewer	41%	34%	22%	3%	24
	Local VT news viewer	39%	38%	22%	2%	134
Marital Status	Never married	55%	20%	24%		15
	Divorced/Separated/Widowed	29%	58%	13%		19
	Married	50%	31%	17%	2%	168
Gun Ownership	Gun owner household	52%	33%	13%	2%	107
	Not gun owner household	19%	41%	39%	2%	53

Second Choice GOP 2024 Presidential Candidate - Likely GOP Primary Voters

If that candidate were not running, who would you support for the Republican nomination?

		<u>Chris Christie</u>	<u>Ron DeSantis</u>	<u>Nikki Haley</u>	<u>Vivek Ramaswamy</u>
STATEWIDE	January 2024	18%	15%	10%	25%
Party ID	Independent/Democrat	31%	2%	14%	3%
	Republican	14%	19%	8%	32%
Political Ideology	Liberal/Progressive/Socialist	48%	1%	13%	1%
	Moderate	22%	20%	6%	13%
	Conservative	9%	17%	14%	31%
	Libertarian	1%	25%		44%
Age of Respondent	18 to 34	26%			65%
	35 to 49	12%	16%	7%	13%
	50 to 64	21%	20%	10%	10%
	65 and older	12%	21%	18%	12%
Gender of Respondent	Men	7%	15%	14%	37%
	Women	38%	15%	2%	2%
Level of Education	High school or less	5%	13%	13%	37%
	Tech school/Some college	27%	12%	7%	24%
	College graduate	13%	21%	10%	16%
	Postgraduate work	38%	17%	8%	3%
Region of State	Central Vermont	13%	13%	18%	18%
	Chittenden County	7%	10%	16%	20%
	Northern Counties	11%	18%	11%	33%
	Southern Vermont	25%	16%	5%	24%
Children in Household	Children in household	30%	7%	3%	33%
	No children in household	14%	18%	13%	24%
Household Income	Less than \$45,000	19%	23%	1%	
	\$45,000 - \$74,999	19%	2%	14%	51%
	\$75,000 - \$99,999	21%	11%	15%	38%
	\$100,000 - \$149,999	18%	30%	2%	22%
	\$150,000 or more	21%	28%	5%	6%
Media Usage	CNN viewer	46%	11%	9%	15%
	Conservative radio listener		34%	0%	34%
	Fox News viewer	24%	18%	11%	23%
	Joe Rogan listener	0%	6%		70%
	MSNBC viewer	36%	7%	8%	20%
	Local VT news viewer	25%	17%	12%	22%
Marital Status	Never married	32%	21%	13%	6%
	Divorced/Separated/Widowed	6%	5%	7%	9%
	Married	18%	15%	10%	29%
Gun Ownership	Gun owner household	12%	23%	13%	11%
	Not gun owner household	42%	6%	10%	19%

## Second Choice GOP 2024 Presidential Candidate - Likely GOP Primary Voters

If that candidate were not running, who would you support for the Republican nomination?

		Donald Trump	Other	Would not vote/No second choice	Don't know/Not sure	N
STATEWIDE	January 2024	8%	10%	9%	5%	202
Party ID	Independent/Democrat	4%	29%	14%	3%	45
	Republican	10%	4%	6%	6%	154
Political Ideology	Liberal/Progressive/Socialist		31%	4%	2%	31
	Moderate	1%	4%	26%	7%	52
	Conservative	13%	7%	4%	5%	86
	Libertarian	27%	1%	1%		20
Age of Respondent	18 to 34	8%				51
	35 to 49	32%	12%	4%	4%	32
	50 to 64	2%	25%	6%	7%	51
	65 and older	3%	6%	21%	8%	68
Gender of Respondent	Men	9%	4%	7%	6%	130
	Women	4%	21%	13%	4%	69
Level of Education	High school or less	11%		18%	4%	73
	Tech school/Some college	2%	17%	3%	8%	69
	College graduate	21%	10%	4%	4%	37
	Postgraduate work	1%	21%	8%	3%	23
Region of State	Central Vermont	5%	18%	15%		21
	Chittenden County	23%	13%	4%	9%	32
	Northern Counties		11%	10%	5%	47
	Southern Vermont	8%	7%	9%	5%	101
Children in Household	Children in household	6%	10%	5%	6%	51
	No children in household	5%	11%	11%	5%	143
Household Income	Less than \$45,000	2%	5%	44%	5%	23
	\$45,000 - \$74,999	3%	1%	6%	5%	64
	\$75,000 - \$99,999	5%	7%	1%	2%	22
	\$100,000 - \$149,999	8%	17%	1%	1%	34
	\$150,000 or more	8%	17%	4%	12%	26
Media Usage	CNN viewer		6%	11%	1%	51
	Conservative radio listener	13%		2%	16%	28
	Fox News viewer	14%	1%	6%	3%	95
	Joe Rogan listener	14%		4%	4%	28
	MSNBC viewer		8%	2%	20%	24
	Local VT news viewer	5%	4%	8%	7%	134
Marital Status	Never married	13%	4%	4%	7%	15
	Divorced/Separated/Widowed	46%	14%	14%		19
	Married	4%	10%	9%	6%	168
Gun Ownership	Gun owner household	8%	11%	13%	10%	106
	Not gun owner household	2%	17%	4%	0%	53

### Favorability - Chris Christie - Likely GOP Primary Voters

Below is a list of national public figures who have announced they are running for the Republican nomination for President in 2024. Please indicate whether you have a favorable or unfavorable opinion of each of them or if you don't know enough about them to say - Former New Jersey Governor Chris Christie

		<u>Favorable</u>	<u>Neutral</u>	<u>Unfavorable</u>	<u>Don't know enough about to say</u>	<u>N</u>
<b>STATEWIDE</b>	<b>January 2024</b>	16%	20%	64%	0%	242
<b>Party ID</b>	Independent/Democrat	42%	35%	24%		47
	Republican	10%	17%	74%	0%	191
<b>Political Ideology</b>	Liberal/Progressive/Socialist	57%	19%	24%		32
	Moderate	28%	29%	43%	0%	53
	Conservative	2%	10%	88%		122
	Libertarian	2%	25%	73%		20
<b>Age of Respondent</b>	18 to 34	19%	11%	70%		69
	35 to 49	3%	36%	61%		33
	50 to 64	14%	17%	69%		61
	65 and older	20%	24%	55%	0%	76
<b>Gender of Respondent</b>	Men	11%	22%	67%	0%	160
	Women	26%	17%	56%		79
<b>Level of Education</b>	High school or less	8%	12%	80%		105
	Tech school/Some college	25%	26%	49%		70
	College graduate	9%	25%	66%	1%	41
	Postgraduate work	37%	31%	31%		24
<b>Region of State</b>	Central Vermont	5%	21%	74%		41
	Chittenden County	11%	11%	77%	1%	38
	Northern Counties	15%	37%	48%		49
	Southern Vermont	22%	15%	63%		113
<b>Children in Household</b>	Children in household	27%	19%	54%		55
	No children in household	13%	21%	66%	0%	178
<b>Household Income</b>	Less than \$45,000	24%	25%	51%		24
	\$45,000 - \$74,999	24%	22%	54%		65
	\$75,000 - \$99,999	7%	33%	60%		25
	\$100,000 - \$149,999	18%	12%	69%	1%	36
	\$150,000 or more	13%	18%	68%		53
<b>Media Usage</b>	CNN viewer	50%	14%	36%		51
	Conservative radio listener	2%	22%	75%		37
	Fox News viewer	16%	23%	61%	0%	96
	Joe Rogan listener		0%	100%		29
	MSNBC viewer	27%	13%	60%		24
	Local VT news viewer	21%	28%	50%	0%	151
<b>Marital Status</b>	Never married	8%	31%	62%		16
	Divorced/Separated/Widowed	3%	9%	89%		40
	Married	19%	22%	59%	0%	185
<b>Gun Ownership</b>	Gun owner household	10%	22%	68%		135
	Not gun owner household	40%	13%	47%	0%	62

### Favorability - Ron DeSantis - Likely GOP Primary Voters

Below is a list of national public figures who have announced they are running for the Republican nomination for President in 2024. Please indicate whether you have a favorable or unfavorable opinion of each of them or if you don't know enough about them to say - Florida Governor Ron DeSantis

		<u>Favorable</u>	<u>Neutral</u>	<u>Unfavorable</u>	<u>N</u>
<b>STATEWIDE</b>	<b>January 2024</b>	30%	35%	34%	242
<b>Party ID</b>	Independent/Democrat	4%	8%	88%	47
	Republican	38%	42%	20%	191
<b>Political Ideology</b>	Liberal/Progressive/Socialist	36%		64%	32
	Moderate	13%	18%	69%	53
	Conservative	32%	51%	17%	123
	Libertarian	38%	58%	4%	20
<b>Age of Respondent</b>	18 to 34	30%	67%	3%	69
	35 to 49	20%	51%	29%	33
	50 to 64	44%	9%	47%	61
	65 and older	25%	20%	55%	76
<b>Gender of Respondent</b>	Men	30%	46%	24%	160
	Women	30%	13%	57%	79
<b>Level of Education</b>	High school or less	22%	51%	26%	105
	Tech school/Some college	39%	24%	37%	70
	College graduate	44%	27%	30%	41
	Postgraduate work	17%	11%	72%	24
<b>Region of State</b>	Central Vermont	18%	50%	32%	41
	Chittenden County	36%	20%	44%	38
	Northern Counties	37%	26%	37%	49
	Southern Vermont	30%	39%	31%	113
<b>Children in Household</b>	Children in household	45%	31%	24%	55
	No children in household	27%	34%	39%	178
<b>Household Income</b>	Less than \$45,000	24%	2%	74%	24
	\$45,000 - \$74,999	47%	34%	19%	65
	\$75,000 - \$99,999	18%	57%	25%	25
	\$100,000 - \$149,999	27%	29%	45%	36
	\$150,000 or more	29%	48%	23%	53
<b>Media Usage</b>	CNN viewer	30%	20%	50%	51
	Conservative radio listener	65%	25%	10%	37
	Fox News viewer	48%	33%	19%	96
	Joe Rogan listener	19%	75%	6%	29
	MSNBC viewer	5%	32%	63%	24
	Local VT news viewer	39%	23%	38%	151
<b>Marital Status</b>	Never married	23%	30%	47%	16
	Divorced/Separated/Widowed	11%	69%	20%	40
	Married	35%	28%	36%	186
<b>Gun Ownership</b>	Gun owner household	33%	32%	35%	135
	Not gun owner household	26%	21%	53%	62

### Favorability - Nikki Haley - Likely GOP Primary Voters

Below is a list of national public figures who have announced they are running for the Republican nomination for President in 2024. Please indicate whether you have a favorable or unfavorable opinion of each of them or if you don't know enough about them to say - Former UN Ambassador Nikki Haley

		<u>Favorable</u>	<u>Neutral</u>	<u>Unfavorable</u>	<u>Don't know enough about to say</u>	<u>N</u>
<b>STATEWIDE</b>	<b>January 2024</b>	32%	23%	41%	3%	241
<b>Party ID</b>	Independent/Democrat	23%	37%	40%	0%	47
	Republican	35%	20%	41%	3%	190
<b>Political Ideology</b>	Liberal/Progressive/Socialist	10%	29%	61%		32
	Moderate	32%	21%	41%	6%	53
	Conservative	42%	19%	37%	1%	122
	Libertarian	25%	48%	17%	10%	20
<b>Age of Respondent</b>	18 to 34	30%	14%	53%	3%	69
	35 to 49	16%	48%	36%		33
	50 to 64	31%	31%	35%	2%	61
	65 and older	43%	15%	38%	4%	76
<b>Gender of Respondent</b>	Men	39%	26%	32%	3%	159
	Women	20%	19%	61%	0%	79
<b>Level of Education</b>	High school or less	44%	14%	40%	3%	105
	Tech school/Some college	14%	29%	55%	2%	69
	College graduate	28%	31%	36%	5%	41
	Postgraduate work	44%	36%	20%		24
<b>Region of State</b>	Central Vermont	68%	8%	16%	7%	41
	Chittenden County	28%	30%	32%	9%	38
	Northern Counties	16%	44%	39%	0%	49
	Southern Vermont	28%	18%	55%	0%	112
<b>Children in Household</b>	Children in household	12%	28%	60%		55
	No children in household	40%	19%	37%	4%	178
<b>Household Income</b>	Less than \$45,000	24%	28%	48%	0%	24
	\$45,000 - \$74,999	21%	6%	65%	8%	65
	\$75,000 - \$99,999	31%	45%	24%		25
	\$100,000 - \$149,999	21%	36%	39%	4%	35
	\$150,000 or more	67%	17%	16%		53
<b>Media Usage</b>	CNN viewer	18%	39%	43%		51
	Conservative radio listener	37%	16%	43%	4%	37
	Fox News viewer	26%	36%	37%	1%	96
	Joe Rogan listener	8%	4%	81%	7%	29
	MSNBC viewer	33%	43%	12%	12%	24
	Local VT news viewer	35%	28%	34%	3%	151
<b>Marital Status</b>	Never married	8%	45%	35%	12%	16
	Divorced/Separated/Widowed	56%	28%	16%	0%	40
	Married	29%	21%	48%	2%	185
<b>Gun Ownership</b>	Gun owner household	49%	19%	27%	5%	135
	Not gun owner household	19%	33%	48%	0%	62

**Favorability - Vivek Ramaswamy - Likely GOP Primary Voters**

Below is a list of national public figures who have announced they are running for the Republican nomination for President in 2024. Please indicate whether you have a favorable or unfavorable opinion of each of them or if you don't know enough about them to say - Entrepreneur Vivek Ramaswamy

		<u>Favorable</u>	<u>Neutral</u>	<u>Unfavorable</u>	<u>Don't know enough about to say</u>	<u>N</u>
STATEWIDE	January 2024	29%	22%	29%	20%	241
Party ID	Independent/Democrat	6%	3%	78%	12%	47
	Republican	35%	26%	17%	22%	191
Political Ideology	Liberal/Progressive/Socialist		1%	87%	12%	31
	Moderate	10%	16%	47%	27%	53
	Conservative	33%	32%	10%	24%	122
	Libertarian	71%	25%	3%	0%	20
Age of Respondent	18 to 34	54%		19%	27%	69
	35 to 49	24%	37%	26%	14%	33
	50 to 64	17%	37%	43%	3%	61
	65 and older	18%	25%	28%	30%	76
Gender of Respondent	Men	37%	24%	19%	19%	160
	Women	9%	18%	51%	22%	78
Level of Education	High school or less	28%	27%	7%	37%	105
	Tech school/Some college	29%	17%	47%	7%	70
	College graduate	41%	25%	29%	4%	41
	Postgraduate work	9%	11%	72%	9%	24
Region of State	Central Vermont	11%	18%	18%	53%	41
	Chittenden County	39%	9%	32%	20%	37
	Northern Counties	40%	19%	39%	3%	49
	Southern Vermont	27%	30%	28%	15%	113
Children in Household	Children in household	44%	12%	43%	1%	55
	No children in household	25%	22%	26%	27%	178
Household Income	Less than \$45,000	2%	24%	48%	26%	24
	\$45,000 - \$74,999	50%	16%	23%	10%	65
	\$75,000 - \$99,999	48%	11%	28%	13%	25
	\$100,000 - \$149,999	35%	12%	46%	8%	36
	\$150,000 or more	9%	24%	25%	42%	52
Media Usage	CNN viewer	20%	6%	70%	4%	51
	Conservative radio listener	43%	40%	11%	5%	37
	Fox News viewer	36%	21%	31%	12%	96
	Joe Rogan listener	84%	9%	3%	4%	29
	MSNBC viewer	14%	30%	52%	3%	24
	Local VT news viewer	24%	24%	36%	16%	151
Marital Status	Never married	23%	14%	40%	23%	16
	Divorced/Separated/Widowed	10%	27%	16%	47%	40
	Married	33%	22%	31%	14%	185
Gun Ownership	Gun owner household	18%	28%	26%	28%	135
	Not gun owner household	20%	8%	56%	16%	61

### Favorability - Donald Trump - Likely GOP Primary Voters

Below is a list of national public figures who have announced they are running for the Republican nomination for President in 2024. Please indicate whether you have a favorable or unfavorable opinion of each of them or if you don't know enough about them to say - Former President Donald Trump

		<u>Favorable</u>	<u>Neutral</u>	<u>Unfavorable</u>	<u>Don't know enough about to say</u>	<u>N</u>
<b>STATEWIDE</b>	<b>January 2024</b>	57%	6%	37%	0%	242
<b>Party ID</b>	Independent/Democrat	1%	4%	95%	0%	47
	Republican	70%	7%	23%		191
<b>Political Ideology</b>	Liberal/Progressive/Socialist	36%		64%		32
	Moderate	38%	5%	57%	0%	53
	Conservative	67%	6%	27%		122
	Libertarian	69%	28%	3%		20
<b>Age of Respondent</b>	18 to 34	70%		30%		69
	35 to 49	63%	8%	29%		33
	50 to 64	58%	1%	41%		61
	65 and older	41%	16%	44%	0%	76
<b>Gender of Respondent</b>	Men	59%	4%	37%		160
	Women	51%	11%	38%	0%	79
<b>Level of Education</b>	High school or less	57%	9%	34%		105
	Tech school/Some college	71%	1%	28%		70
	College graduate	54%	11%	34%	0%	41
	Postgraduate work	19%	2%	79%		24
<b>Region of State</b>	Central Vermont	24%	3%	73%		41
	Chittenden County	50%	21%	30%		38
	Northern Counties	54%	8%	38%		49
	Southern Vermont	72%	2%	26%	0%	113
<b>Children in Household</b>	Children in household	70%	1%	29%		55
	No children in household	51%	8%	41%	0%	178
<b>Household Income</b>	Less than \$45,000	28%	25%	47%	0%	24
	\$45,000 - \$74,999	81%	1%	18%		65
	\$75,000 - \$99,999	59%	2%	39%		25
	\$100,000 - \$149,999	53%	2%	45%		36
	\$150,000 or more	32%	3%	64%		53
<b>Media Usage</b>	CNN viewer	52%		48%		51
	Conservative radio listener	90%	2%	8%		37
	Fox News viewer	82%	2%	16%		96
	Joe Rogan listener	92%	7%	0%		29
	MSNBC viewer	28%	1%	71%		24
	Local VT news viewer	56%	9%	36%		151
<b>Marital Status</b>	Never married	57%	7%	36%		16
	Divorced/Separated/Widowed	38%	2%	60%	0%	40
	Married	61%	7%	32%		185
<b>Gun Ownership</b>	Gun owner household	51%	6%	43%		135
	Not gun owner household	40%	11%	48%	0%	62



## How Well Understand 14th Amendment Regarding Presidential Eligibility

In recent months, challenges have been made in some states regarding Donald Trump's eligibility to run for president, citing the 14th Amendment to the U.S. Constitution. Generally speaking, how well do you feel you understand the 14th Amendment regarding whether a person is eligible to run for president of the United States?

		<u>Very well</u>	<u>Somewhat well</u>	<u>Not very well</u>	<u>Not well at all</u>	<u>Don't know/Not sure</u>	<u>N</u>
<b>STATEWIDE</b>	<b>January 2024</b>	28%	46%	16%	9%	1%	899
<b>Party ID</b>	Democrat	27%	46%	19%	7%	1%	545
	Independent	29%	48%	9%	14%		91
	Republican	30%	44%	12%	13%	1%	254
<b>Political Ideology</b>	Socialist	35%	50%	6%	7%	1%	69
	Progressive	30%	39%	28%	3%		163
	Liberal	23%	55%	16%	3%	3%	161
	Moderate	30%	44%	20%	5%	2%	187
	Conservative	29%	47%	7%	17%		171
	Libertarian	53%	44%	2%	0%		48
<b>Age of Respondent</b>	18 to 34	24%	37%	22%	16%	2%	227
	35 to 49	27%	42%	14%	17%		198
	50 to 64	29%	52%	14%	4%	1%	245
	65 and older	32%	51%	14%	2%	2%	228
<b>Gender of Respondent</b>	Men	35%	46%	7%	11%	1%	421
	Women	21%	46%	24%	8%	2%	454
<b>Level of Education</b>	High school or less	26%	41%	10%	22%	1%	274
	Tech school/Some college	29%	50%	18%	2%	0%	247
	College graduate	27%	46%	19%	6%	2%	221
	Postgraduate work	31%	48%	18%	3%	0%	155
<b>Region of State</b>	Central Vermont	28%	34%	17%	18%	2%	168
	Chittenden County	27%	41%	20%	11%	1%	245
	Northern Counties	27%	57%	9%	7%		204
	Southern Vermont	30%	47%	17%	4%	2%	273
<b>Children in Household</b>	Children in household	26%	53%	19%	2%		214
	No children in household	30%	43%	15%	11%	2%	661
<b>Household Income</b>	Less than \$45,000	16%	55%	11%	19%		171
	\$45,000 - \$74,999	43%	30%	17%	6%	5%	195
	\$75,000 - \$99,999	21%	66%	12%		1%	116
	\$100,000 - \$149,999	25%	46%	20%	8%		134
	\$150,000 or more	34%	38%	15%	13%		168
<b>Media Usage</b>	CNN viewer	32%	51%	16%	1%		220
	Conservative radio listener	35%	60%	3%	2%		82
	Fox News viewer	21%	59%	14%	7%		155
	Joe Rogan listener	66%	31%	3%			56
	MSNBC viewer	35%	57%	6%	1%	1%	216
	Local VT news viewer	26%	49%	18%	6%	1%	580
<b>Gun Ownership</b>	Gun owner household	29%	46%	16%	8%	1%	376
	Not gun owner household	24%	46%	18%	10%	1%	452

## Support or Oppose Decision to Disqualify Trump from Maine Primary Ballot

On December 28th, 2023, Maine Secretary of State Shenna Bellows ruled that Donald Trump is ineligible to run in the state’s presidential primary, citing the 14th Amendment to the U.S. Constitution. This decision has been appealed to the Maine Superior Court. Do you support or oppose Bellows’ ruling that Donald Trump is ineligible to run in the Maine presidential primary due to the 14th Amendment or do you not know enough to say?

		<u>Strongly support</u>	<u>Somewhat support</u>	<u>Neutral</u>	<u>Somewhat oppose</u>	<u>Strongly oppose</u>	<u>Don't know/Not sure</u>	<u>N</u>
<b>STATEWIDE</b>	<b>January 2024</b>	50%	10%	2%	5%	24%	9%	904
<b>Party ID</b>	Democrat	70%	14%	2%	5%	0%	9%	545
	Independent	56%	3%	2%	3%	35%	0%	91
	Republican	6%	3%	2%	5%	71%	13%	259
<b>Political Ideology</b>	Socialist	66%	24%	6%	1%	0%	2%	69
	Progressive	74%	11%	2%	1%	7%	6%	163
	Liberal	71%	12%	2%	9%	0%	5%	161
	Moderate	53%	11%	3%	11%	13%	8%	192
	Conservative	6%	2%	2%	4%	71%	15%	171
	Libertarian	26%	1%	0%		72%	1%	48
<b>Age of Respondent</b>	18 to 34	42%	8%	2%	9%	23%	16%	227
	35 to 49	36%	12%	3%	3%	32%	14%	198
	50 to 64	62%	7%	2%	1%	25%	2%	245
	65 and older	56%	12%	2%	7%	17%	6%	233
<b>Gender of Respondent</b>	Men	36%	10%	1%	8%	39%	5%	421
	Women	63%	9%	3%	3%	10%	12%	459
<b>Level of Education</b>	High school or less	32%	7%		4%	39%	18%	279
	Tech school/Some college	56%	7%	2%	10%	23%	1%	247
	College graduate	53%	12%	5%	3%	18%	9%	221
	Postgraduate work	68%	15%	3%	2%	7%	6%	155
<b>Region of State</b>	Central Vermont	52%	11%	4%	3%	14%	15%	168
	Chittenden County	49%	14%	3%	2%	16%	16%	245
	Northern Counties	51%	4%	1%	10%	30%	5%	204
	Southern Vermont	50%	8%	1%	6%	33%	3%	278
<b>Children in Household</b>	Children in household	46%	11%	2%	8%	31%	2%	214
	No children in household	51%	9%	2%	4%	21%	12%	666
<b>Household Income</b>	Less than \$45,000	52%	8%	1%	5%	18%	15%	176
	\$45,000 - \$74,999	48%	8%	3%	3%	32%	6%	195
	\$75,000 - \$99,999	46%	21%	0%	0%	27%	5%	116
	\$100,000 - \$149,999	55%	11%	3%	6%	16%	8%	134
	\$150,000 or more	48%	8%	2%	7%	22%	13%	168
<b>Media Usage</b>	CNN viewer	66%	8%	1%	8%	15%	2%	220
	Conservative radio listener	6%	4%	0%	4%	85%	0%	82
	Fox News viewer	11%	6%	1%	8%	68%	5%	160
	Joe Rogan listener	3%	1%	0%	3%	93%		56
	MSNBC viewer	72%	10%	1%	8%	5%	4%	216
	Local VT news viewer	52%	12%	2%	4%	22%	9%	580
<b>Gun Ownership</b>	Gun owner household	45%	9%	1%	5%	31%	9%	381
	Not gun owner household	58%	11%	3%	6%	11%	11%	452

## Perceived Role of Partisan Politics in Decision to Disqualify Trump from Maine Primary Ballot

How much, if at all, do you think partisan politics factored into Bellows’ decision to rule that Donald Trump is ineligible to run for president due to the 14th Amendment?

		<u>A lot</u>	<u>Some</u>	<u>Not very much</u>	<u>Not at all</u>	<u>Don’t know/Not sure</u>	<u>N</u>
<b>STATEWIDE</b>	<b>January 2024</b>	26%	20%	17%	23%	14%	904
<b>Party ID</b>	Democrat	1%	23%	26%	32%	19%	545
	Independent	33%	22%	4%	26%	15%	91
	Republican	76%	15%	2%	4%	4%	259
<b>Political Ideology</b>	Socialist	1%	26%	41%	22%	10%	69
	Progressive	1%	30%	27%	33%	10%	163
	Liberal	2%	26%	15%	39%	17%	161
	Moderate	22%	16%	16%	32%	15%	192
	Conservative	77%	14%	1%	5%	3%	171
	Libertarian	72%	2%	25%		0%	48
<b>Age of Respondent</b>	18 to 34	33%	37%	19%	2%	9%	227
	35 to 49	24%	20%	15%	20%	21%	198
	50 to 64	26%	9%	18%	33%	13%	245
	65 and older	22%	14%	15%	35%	14%	233
<b>Gender of Respondent</b>	Men	41%	20%	15%	17%	7%	421
	Women	13%	20%	18%	29%	21%	459
<b>Level of Education</b>	High school or less	45%	12%	3%	24%	16%	279
	Tech school/Some college	21%	23%	20%	19%	18%	247
	College graduate	21%	28%	21%	21%	9%	221
	Postgraduate work	9%	18%	29%	32%	12%	155
<b>Region of State</b>	Central Vermont	26%	15%	21%	30%	9%	168
	Chittenden County	12%	32%	19%	22%	16%	245
	Northern Counties	34%	19%	16%	18%	13%	204
	Southern Vermont	33%	14%	12%	24%	17%	278
<b>Children in Household</b>	Children in household	28%	20%	16%	23%	13%	214
	No children in household	25%	21%	17%	24%	13%	666
<b>Household Income</b>	Less than \$45,000	25%	20%	14%	13%	29%	176
	\$45,000 - \$74,999	28%	21%	14%	25%	12%	195
	\$75,000 - \$99,999	19%	26%	15%	36%	4%	116
	\$100,000 - \$149,999	17%	14%	24%	30%	16%	134
	\$150,000 or more	34%	20%	23%	16%	7%	168
<b>Media Usage</b>	CNN viewer	13%	22%	22%	35%	9%	220
	Conservative radio listener	74%	11%	1%	3%	10%	82
	Fox News viewer	65%	15%	3%	8%	9%	160
	Joe Rogan listener	80%	18%	1%	1%		56
	MSNBC viewer	11%	10%	20%	45%	14%	216
	Local VT news viewer	20%	19%	18%	27%	16%	580
<b>Gun Ownership</b>	Gun owner household	36%	11%	16%	24%	12%	381
	Not gun owner household	10%	31%	19%	25%	15%	452

## Perceived Trump Responsibility for January 6th

How much responsibility do you think President Trump bears for what happened at the U.S. Capitol on January 6th?

		<u>A great deal</u>	<u>A good amount</u>	<u>Not very much</u>	<u>None at all</u>	<u>Don't know/Not sure</u>	<u>N</u>
<b>STATEWIDE</b>	<b>January 2024</b>	66%	8%	8%	16%	3%	904
<b>Party ID</b>	Democrat	93%	6%	0%	0%		545
	Independent	61%	7%	5%	27%	0%	91
	Republican	9%	13%	24%	43%	11%	259
<b>Political Ideology</b>	Socialist	88%	12%		0%		69
	Progressive	86%	8%	7%			163
	Liberal	96%	3%	1%			161
	Moderate	73%	12%	8%	6%	2%	192
	Conservative	8%	12%	16%	51%	13%	171
	Libertarian	28%	2%	23%	44%	4%	48
<b>Age of Respondent</b>	18 to 34	62%	14%	9%	15%		227
	35 to 49	58%	10%	7%	20%	5%	198
	50 to 64	70%	3%	7%	18%	2%	245
	65 and older	71%	6%	7%	10%	6%	233
<b>Gender of Respondent</b>	Men	51%	10%	9%	27%	4%	421
	Women	79%	7%	6%	5%	2%	459
<b>Level of Education</b>	High school or less	45%	12%	7%	28%	8%	279
	Tech school/Some college	69%	5%	8%	16%	2%	247
	College graduate	74%	8%	10%	8%	1%	221
	Postgraduate work	86%	7%	4%	3%	1%	155
<b>Region of State</b>	Central Vermont	69%	18%	6%	7%	0%	168
	Chittenden County	74%	5%	6%	7%	9%	245
	Northern Counties	63%	8%	6%	23%		204
	Southern Vermont	58%	6%	11%	22%	2%	278
<b>Children in Household</b>	Children in household	58%	9%	13%	19%	1%	214
	No children in household	68%	8%	6%	13%	4%	666
<b>Household Income</b>	Less than \$45,000	69%	9%	7%	14%	0%	176
	\$45,000 - \$74,999	58%	8%	14%	19%	2%	195
	\$75,000 - \$99,999	69%	5%	6%	12%	8%	116
	\$100,000 - \$149,999	79%	4%	7%	8%	2%	134
	\$150,000 or more	63%	15%	5%	16%	1%	168
<b>Media Usage</b>	CNN viewer	78%	6%	9%	6%	1%	220
	Conservative radio listener	10%	1%	10%	60%	18%	82
	Fox News viewer	18%	10%	30%	34%	9%	160
	Joe Rogan listener	4%	4%	14%	62%	16%	56
	MSNBC viewer	85%	7%	2%	5%	1%	216
	Local VT news viewer	69%	7%	8%	11%	5%	580
<b>Gun Ownership</b>	Gun owner household	55%	11%	12%	16%	5%	381
	Not gun owner household	80%	6%	5%	7%	2%	452

## First Choice DEM 2024 Presidential Candidate - Likely DEM Primary Voters

If the 2024 New Hampshire presidential primary were held today, who would you vote for in the Democratic Primary?

		<u>Joe Biden</u>	<u>Dean Phillips</u>	<u>Marianne Williamson</u>	<u>Other</u>	<u>Don't know/Not sure</u>	<u>N</u>
STATEWIDE	January 2024	76%	3%	4%	10%	7%	388
Party ID	Democrat	79%	2%	4%	8%	7%	351
	Independent/Republican	47%	17%	2%	28%	6%	36
Political Ideology	Socialist	70%	2%	15%	12%	1%	49
	Progressive	75%	2%	4%	16%	3%	118
	Liberal	83%	1%		3%	13%	110
	Moderate	80%	8%	1%	7%	4%	70
	Conservative/Libertarian	89%	10%	1%		0%	23
Age of Respondent	18 to 34	68%	4%	3%	14%	10%	114
	35 to 49	84%	2%	7%	6%	2%	79
	50 to 64	78%	2%	4%	6%	10%	94
	65 and older	76%	5%	1%	13%	5%	99
Gender of Respondent	Men	77%	7%	2%	12%	3%	139
	Women	77%	1%	4%	9%	9%	234
Level of Education	High school or less	74%	7%		19%		51
	Tech school/Some college	75%	3%	8%	10%	4%	120
	College graduate	72%	4%	2%	9%	13%	122
	Postgraduate work	83%	1%	3%	6%	7%	93
Region of State	Central Vermont	72%	0%	2%	17%	8%	91
	Chittenden County	77%	6%	2%	8%	6%	132
	Northern Counties	88%	3%	7%		3%	63
	Southern Vermont	70%	3%	4%	12%	10%	99
Children in Household	Children in household	80%	4%	2%	4%	9%	75
	No children in household	74%	3%	4%	12%	7%	301
Household Income	Less than \$45,000	62%		14%	17%	7%	54
	\$45,000 - \$74,999	67%	4%	2%	18%	10%	90
	\$75,000 - \$99,999	93%	0%	0%	6%	0%	58
	\$100,000 - \$149,999	83%	3%	3%	1%	10%	74
	\$150,000 or more	77%	10%	3%	7%	3%	66
Media Usage	CNN viewer	72%	6%	5%	12%	5%	121
	Conservative radio listener	94%	5%			2%	12
	Fox News viewer	79%	5%	2%	2%	12%	15
	Joe Rogan listener	92%	6%		1%		10
	MSNBC viewer	83%	0%	6%	8%	2%	126
	Local VT news viewer	76%	4%	4%	9%	7%	258
Marital Status	Never married	70%	5%	6%	12%	8%	154
	Divorced/Separated/Widowed	83%	0%	4%	4%	9%	48
	Married	79%	3%	1%	10%	6%	185
Gun Ownership	Gun owner household	76%	6%	3%	9%	6%	131
	Not gun owner household	77%	2%	4%	9%	8%	240

## Definitely Decided on 2024 DEM Presidential Primary Nominee Choice - Likely DEM Primary Voters

Have you definitely decided who you will vote for in the New Hampshire Primary, are you leaning towards someone, or have you considered some candidates but are still trying to decide?

		<u>Definitely decided</u>	<u>Leaning to someone</u>	<u>Still trying to decide</u>	<u>Don't know/Not sure</u>	<u>N</u>
STATEWIDE	January 2024	59%	19%	17%	5%	364
Party ID	Democrat	59%	19%	16%	6%	329
	Independent/Republican	56%	19%	25%	0%	35
Political Ideology	Socialist	46%	25%	17%	11%	50
	Progressive	61%	17%	16%	6%	115
	Liberal	49%	29%	17%	5%	97
	Moderate	73%	12%	14%	1%	68
	Conservative/Libertarian	80%	1%	19%		23
Age of Respondent	18 to 34	41%	17%	35%	6%	102
	35 to 49	64%	19%	9%	7%	79
	50 to 64	65%	21%	11%	3%	87
	65 and older	66%	19%	11%	4%	95
Gender of Respondent	Men	71%	16%	11%	2%	136
	Women	51%	21%	21%	7%	214
Level of Education	High school or less	71%	20%	9%		51
	Tech school/Some college	54%	26%	16%	3%	116
	College graduate	48%	16%	27%	8%	106
	Postgraduate work	69%	13%	11%	7%	89
Region of State	Central Vermont	62%	18%	11%	8%	83
	Chittenden County	61%	15%	20%	3%	125
	Northern Counties	56%	29%	14%	2%	62
	Southern Vermont	53%	19%	21%	7%	91
Children in Household	Children in household	67%	18%	8%	7%	69
	No children in household	59%	20%	16%	5%	284
Household Income	Less than \$45,000	22%	34%	40%	4%	50
	\$45,000 - \$74,999	63%	20%	7%	9%	81
	\$75,000 - \$99,999	60%	10%	24%	6%	58
	\$100,000 - \$149,999	77%	9%	11%	3%	67
	\$150,000 or more	65%	18%	13%	4%	66
Media Usage	CNN viewer	61%	31%	9%		116
	Conservative radio listener	100%				12
	Fox News viewer	93%	5%	2%		13
	Joe Rogan listener	99%		1%		10
	MSNBC viewer	56%	32%	12%	1%	124
	Local VT news viewer	53%	22%	21%	4%	242
Marital Status	Never married	49%	18%	28%	5%	143
	Divorced/Separated/Widowed	62%	20%	10%	7%	45
	Married	65%	20%	10%	5%	176
Gun Ownership	Gun owner household	67%	17%	11%	5%	124
	Not gun owner household	58%	20%	16%	6%	223

### Favorability - Joe Biden - Likely DEM Primary Voters

Below is a list of people who are running for the Democratic nomination for president in 2024. Please indicate whether you have a favorable or unfavorable opinion of each of them or if you don't know enough about them to say - President Joe Biden

		<u>Favorable</u>	<u>Neutral</u>	<u>Unfavorable</u>	<u>Don't know enough about to say</u>	<u>N</u>
<b>STATEWIDE</b>	<b>January 2024</b>	66%	19%	13%	1%	391
<b>Party ID</b>	Democrat	70%	19%	10%	1%	353
	Independent/Republican	31%	23%	45%	1%	37
<b>Political Ideology</b>	Socialist	59%	24%	15%	2%	50
	Progressive	64%	20%	16%	0%	117
	Liberal	83%	8%	8%	2%	111
	Moderate	81%	13%	5%	0%	70
	Conservative/Libertarian	1%	56%	43%		23
<b>Age of Respondent</b>	18 to 34	52%	27%	20%	1%	114
	35 to 49	52%	28%	20%		80
	50 to 64	76%	10%	12%	1%	96
	65 and older	84%	13%	2%	1%	99
<b>Gender of Respondent</b>	Men	62%	24%	14%	1%	140
	Women	69%	18%	13%	0%	235
<b>Level of Education</b>	High school or less	55%	27%	18%		51
	Tech school/Some college	69%	20%	10%	1%	120
	College graduate	61%	20%	18%	1%	122
	Postgraduate work	76%	14%	9%	1%	95
<b>Region of State</b>	Central Vermont	87%	11%	2%	0%	91
	Chittenden County	54%	25%	20%	1%	134
	Northern Counties	69%	19%	10%	2%	63
	Southern Vermont	62%	20%	17%	1%	100
<b>Children in Household</b>	Children in household	60%	30%	10%		75
	No children in household	66%	17%	15%	1%	304
<b>Household Income</b>	Less than \$45,000	52%	16%	30%	2%	54
	\$45,000 - \$74,999	59%	30%	10%	1%	89
	\$75,000 - \$99,999	70%	11%	17%	1%	59
	\$100,000 - \$149,999	79%	16%	4%		75
	\$150,000 or more	54%	28%	18%		67
<b>Media Usage</b>	CNN viewer	78%	12%	8%	1%	123
	Conservative radio listener	22%		78%		12
	Fox News viewer	19%	6%	75%		15
	Joe Rogan listener			100%		10
	MSNBC viewer	78%	17%	4%	0%	127
	Local VT news viewer	69%	16%	14%	1%	258
<b>Marital Status</b>	Never married	49%	26%	25%	1%	155
	Divorced/Separated/Widowed	69%	22%	7%	2%	49
	Married	80%	13%	6%	1%	186
<b>Gun Ownership</b>	Gun owner household	67%	20%	12%	1%	131
	Not gun owner household	66%	20%	13%	1%	242

### Favorability - Dean Phillips - Likely DEM Primary Voters

Below is a list of people who are running for the Democratic nomination for president in 2024. Please indicate whether you have a favorable or unfavorable opinion of each of them or if you don't know enough about them to say - Minnesota Representative Dean Phillips

		<u>Favorable</u>	<u>Neutral</u>	<u>Unfavorable</u>	<u>Don't know enough about to say</u>	<u>N</u>
<b>STATEWIDE</b>	<b>January 2024</b>	6%	14%	19%	61%	389
<b>Party ID</b>	Democrat	5%	15%	17%	62%	351
	Independent/Republican	17%	2%	33%	47%	36
<b>Political Ideology</b>	Socialist	6%	9%	1%	84%	50
	Progressive	2%	13%	30%	56%	116
	Liberal	2%	25%	8%	65%	111
	Moderate	19%	9%	24%	48%	69
	Conservative/Libertarian	10%		40%	50%	23
<b>Age of Respondent</b>	18 to 34	2%	14%	14%	70%	114
	35 to 49	6%	7%	33%	54%	78
	50 to 64	6%	17%	13%	65%	96
	65 and older	11%	17%	19%	52%	99
<b>Gender of Respondent</b>	Men	12%	19%	28%	42%	139
	Women	3%	12%	15%	70%	234
<b>Level of Education</b>	High school or less	14%	7%	50%	28%	51
	Tech school/Some college	4%	16%	11%	70%	120
	College graduate	6%	15%	13%	66%	121
	Postgraduate work	5%	15%	19%	60%	94
<b>Region of State</b>	Central Vermont	9%	14%	23%	54%	90
	Chittenden County	7%	13%	27%	53%	133
	Northern Counties	6%	17%	4%	73%	62
	Southern Vermont	3%	14%	13%	70%	101
<b>Children in Household</b>	Children in household	7%	5%	14%	73%	73
	No children in household	6%	17%	21%	56%	304
<b>Household Income</b>	Less than \$45,000	1%	12%	2%	85%	53
	\$45,000 - \$74,999	4%	5%	30%	61%	90
	\$75,000 - \$99,999	8%	18%	24%	51%	59
	\$100,000 - \$149,999	5%	8%	22%	65%	73
	\$150,000 or more	16%	22%	14%	48%	66
<b>Media Usage</b>	CNN viewer	14%	19%	23%	45%	122
	Conservative radio listener	5%		74%	22%	12
	Fox News viewer	9%		61%	30%	15
	Joe Rogan listener	6%		92%	1%	10
	MSNBC viewer	5%	18%	22%	55%	127
	Local VT news viewer	8%	15%	20%	57%	258
<b>Marital Status</b>	Never married	3%	16%	25%	55%	155
	Divorced/Separated/Widowed	4%	8%	29%	59%	49
	Married	9%	14%	11%	66%	184
<b>Gun Ownership</b>	Gun owner household	10%	11%	21%	57%	131
	Not gun owner household	4%	15%	18%	62%	240



### Favorability - Marianne Williamson - Likely DEM Primary Voters

Below is a list of people who are running for the Democratic nomination for president in 2024. Please indicate whether you have a favorable or unfavorable opinion of each of them or if you don't know enough about them to say - Author Marianne Williamson

		<u>Favorable</u>	<u>Neutral</u>	<u>Unfavorable</u>	<u>Don't know enough about to say</u>	<u>N</u>
STATEWIDE	January 2024	5%	9%	39%	47%	389
Party ID	Democrat	5%	9%	39%	47%	351
	Independent/Republican	2%	3%	48%	46%	36
Political Ideology	Socialist	13%	10%	24%	54%	50
	Progressive	6%	6%	56%	32%	117
	Liberal	2%	11%	31%	57%	111
	Moderate	5%	12%	40%	43%	69
	Conservative/Libertarian	1%		43%	56%	23
Age of Respondent	18 to 34	2%		38%	59%	114
	35 to 49	5%	10%	51%	34%	78
	50 to 64	8%	17%	29%	46%	96
	65 and older	6%	9%	41%	44%	100
Gender of Respondent	Men	5%	7%	50%	38%	139
	Women	5%	10%	34%	51%	234
Level of Education	High school or less	7%		65%	28%	51
	Tech school/Some college	6%	11%	27%	55%	120
	College graduate	5%	6%	33%	56%	121
	Postgraduate work	3%	13%	49%	35%	95
Region of State	Central Vermont	8%	6%	33%	53%	90
	Chittenden County	1%	11%	52%	36%	133
	Northern Counties	8%	10%	34%	48%	62
	Southern Vermont	6%	8%	31%	55%	101
Children in Household	Children in household	3%	8%	38%	50%	73
	No children in household	6%	9%	41%	44%	304
Household Income	Less than \$45,000	9%	8%	32%	51%	53
	\$45,000 - \$74,999	3%	8%	36%	53%	90
	\$75,000 - \$99,999	8%	10%	50%	31%	59
	\$100,000 - \$149,999	5%	6%	36%	53%	73
	\$150,000 or more	4%	7%	49%	40%	66
Media Usage	CNN viewer	9%	10%	50%	31%	122
	Conservative radio listener			78%	22%	12
	Fox News viewer	2%	23%	66%	10%	15
	Joe Rogan listener			99%	1%	10
	MSNBC viewer	10%	9%	42%	40%	127
	Local VT news viewer	6%	9%	40%	45%	258
Marital Status	Never married	6%	3%	44%	47%	155
	Divorced/Separated/Widowed	4%	21%	41%	33%	49
	Married	5%	10%	36%	50%	184
Gun Ownership	Gun owner household	8%	6%	34%	52%	131
	Not gun owner household	4%	11%	43%	42%	240

## Approval of President Biden's Job Performance

Generally speaking, do you approve or disapprove of the way Joe Biden is handling his job as President?

		Approve	Disapprove	Neither/DK	N
STATEWIDE	January 2024	54%	46%	1%	899
Party ID	Democrat	81%	18%	0%	542
	Independent	29%	70%	1%	91
	Republican	5%	95%	1%	258
Political Ideology	Socialist	63%	37%	0%	68
	Progressive	78%	20%	1%	163
	Liberal	96%	4%		157
	Moderate	65%	35%		192
	Conservative	5%	95%		171
	Libertarian	8%	92%		48
Age of Respondent	18 to 34	43%	57%		227
	35 to 49	45%	54%	1%	198
	50 to 64	61%	38%	1%	244
	65 and older	63%	36%	1%	229
Gender of Respondent	Men	44%	56%		417
	Women	64%	35%	1%	459
Level of Education	High school or less	27%	73%	0%	276
	Tech school/Some college	55%	45%		247
	College graduate	67%	33%	0%	221
	Postgraduate work	80%	19%	1%	155
Region of State	Central Vermont	69%	31%	0%	164
	Chittenden County	53%	46%	1%	245
	Northern Counties	45%	54%	0%	204
	Southern Vermont	51%	49%	1%	278
Children in Household	Children in household	51%	48%	1%	214
	No children in household	55%	45%	0%	662
Household Income	Less than \$45,000	37%	62%	1%	176
	\$45,000 - \$74,999	52%	47%	1%	195
	\$75,000 - \$99,999	66%	34%		116
	\$100,000 - \$149,999	73%	26%	1%	130
	\$150,000 or more	50%	50%	0%	168
Media Usage	CNN viewer	74%	26%		217
	Conservative radio listener	7%	93%		82
	Fox News viewer	12%	88%		156
	Joe Rogan listener	4%	96%		56
	MSNBC viewer	80%	20%		212
	Local VT news viewer	57%	43%	0%	576
Marital Status	Divorced/Separated/Widowed	42%	58%	0%	144
	Married	57%	42%	1%	508
	Never married	53%	47%	0%	247
Gun Ownership	Gun owner household	47%	52%	0%	377
	Not gun owner household	64%	35%	1%	452