

The Pine Tree State Poll

August 24, 2023

MAINERS FORESEE AT LEAST ONE TRUMP CONVICTION BUT FEW THINK HE WILL GO TO PRISON

By: Sean P. McKinley, M.A.
Zachary S. Azem, M.A.
Andrew E. Smith, Ph.D.

andrew.smith@unh.edu
603-862-2226
cola.unh.edu/unh-survey-center

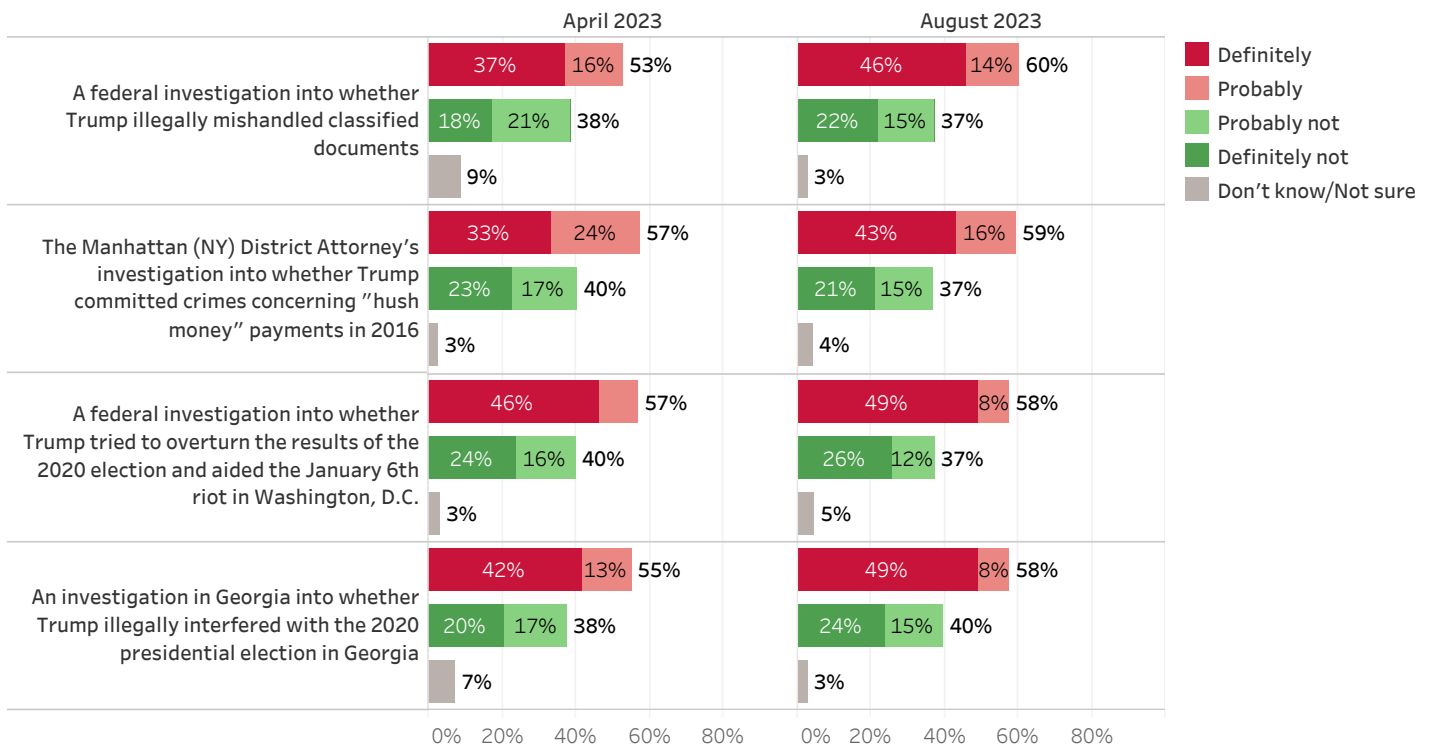
DURHAM, NH - More than six in ten Maine residents believe that former President Donald Trump will be convicted in at least one of the cases currently being brought against him, up from just over half who expected this in April. However, only one in five expect Trump will spend one or more days in prison. Majorities of state residents feel that Trump committed a crime in each of the four cases for which he has been indicted. A majority of Mainers believe that Hunter Biden has done something illegal and that he is receiving favorable treatment because he is Joe Biden's son.

Trump Investigations

Former President Donald Trump was recently indicted in a case concerning illegal interference with the 2020 presidential election in Georgia and over the past four months, has been indicted in three other cases. Sixty percent think that Trump definitely (46%) or probably (14%) committed a crime in a case concerning the mishandling of classified documents, 37% believe he probably (15%) or definitely (22%) did not commit a crime in this case, and 3% are unsure. Similar majorities believe that Trump definitely or probably committed a crime in the cases involving "hush money" payments to adult movie actress Stormy Daniels late in his 2016 presidential campaign (59%), that he tried to overturn the results of the 2020 election and aided the January 6th riot in Washington D.C. (58%), and that he illegally interfered with the 2020 presidential election in Georgia (58%).

Overall, nearly two-thirds (64%) of Mainers believe that Trump has committed a crime in at least one of the four investigations, up slightly from 60% in April. Almost all respondents say they have heard a lot or some about each of these cases.

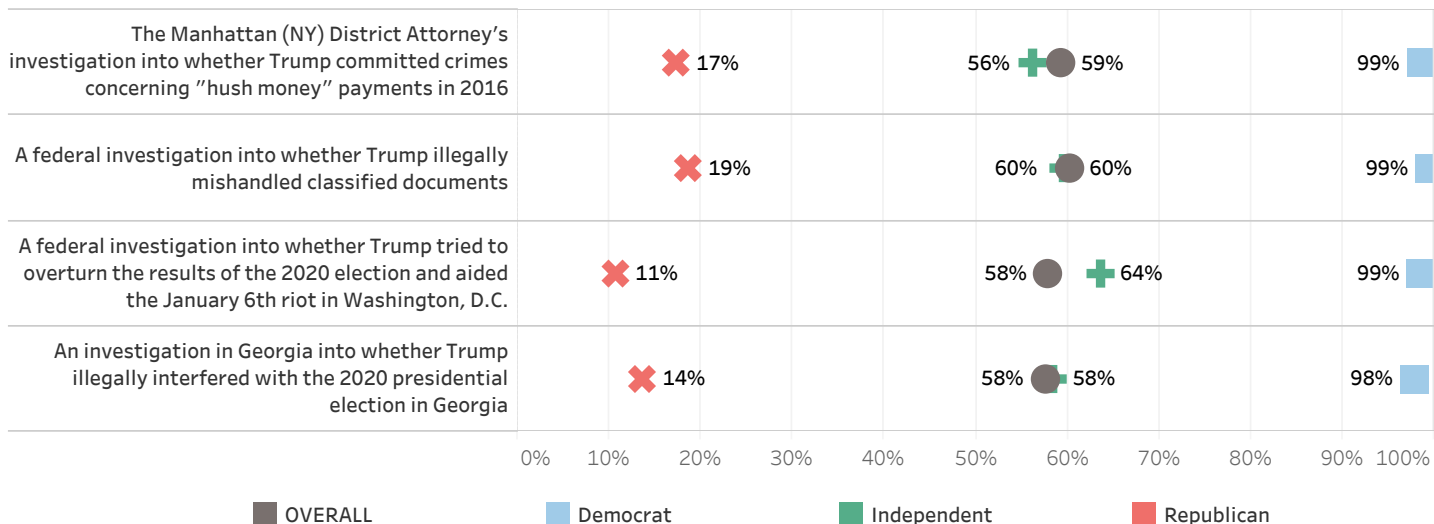
Believe Trump Committed a Crime in Following Cases



* We ask that this copyrighted information be referred to as *the Pine Tree State Poll*, a States of Opinion Project, conducted by the University of New Hampshire Survey Center.

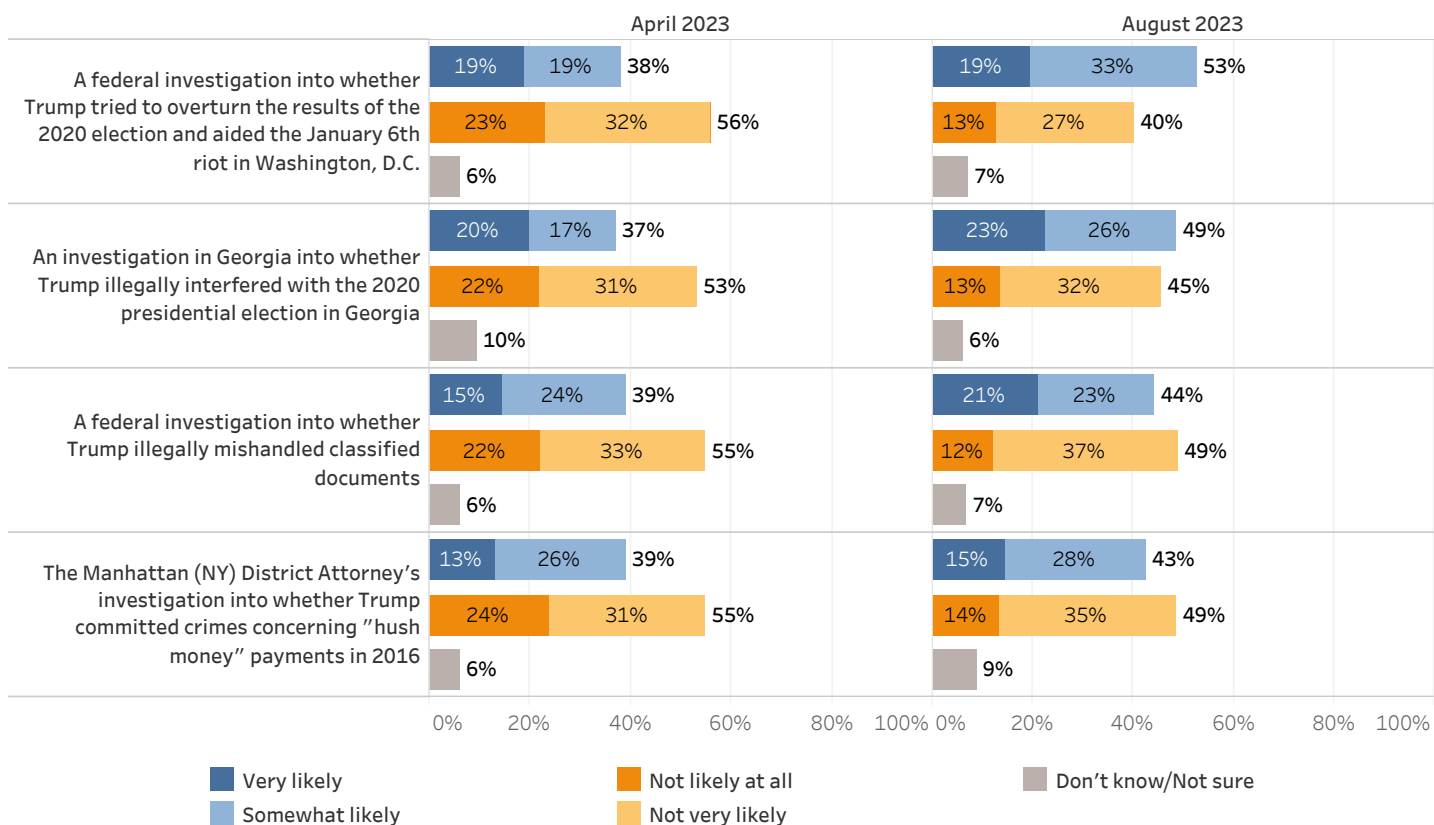
Nearly all Democrats and majorities of Independents believe that Trump definitely or probably committed a crime in each of these cases, while less than 20% of Republicans believe Trump definitely or probably committed a crime. More than 99% of Democrats, 65% of Independents, and 26% of Republicans believe Trump committed a crime in at least one of these cases. Independents (+12 percentage points) and Republicans (+9) are more likely than in April to believe Trump has committed at least one crime.

Believe Trump Definitely or Probably Committed a Crime in Following Cases - By Party ID - August 2023



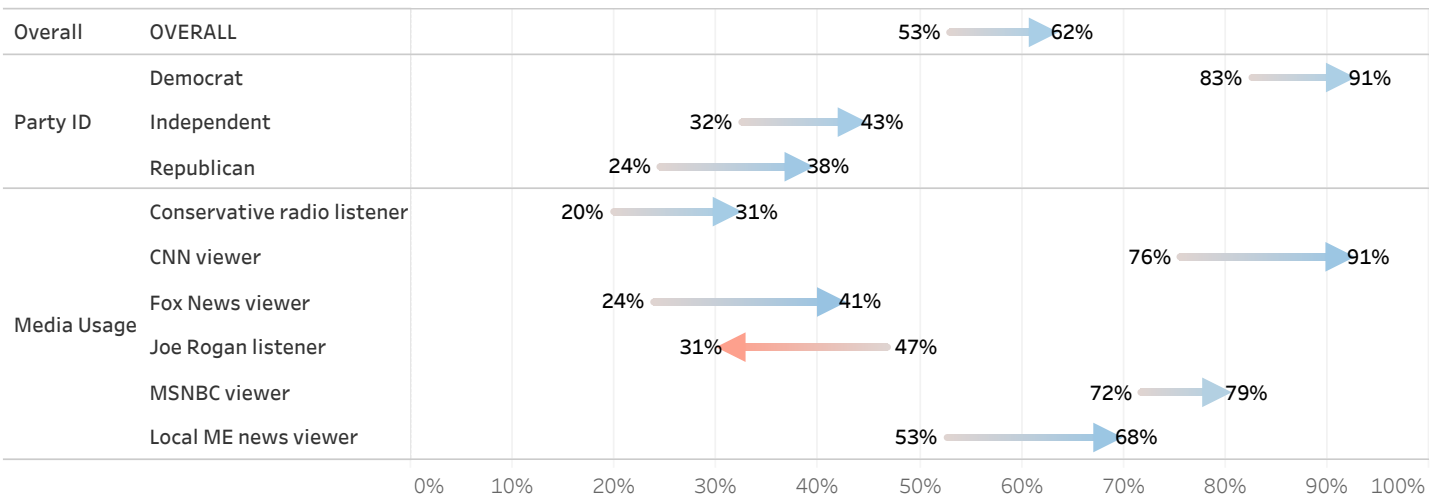
Just over half (53%) of Mainers believe Trump is very (19%) or somewhat (33%) likely to be convicted in the case alleging interference in the 2020 election and aid to the January 6th riot, while about half (49%) think he is likely to be convicted in the case alleging interference in the 2020 election in Georgia. Pluralities believe Trump is not very or not at all likely to be convicted in the cases alleging he made "hush money" payments in the 2016 election campaign (49%) and the case alleging he mishandled classified documents (49%). Maine residents are more likely than in April to believe Trump is likely to be convicted in the case alleging interference in the 2020 election and aid to the January 6th riot (+15 percentage points) and the case alleging interference in the 2020 election in Georgia (+12).

Likelihood Trump Will Be Convicted in Following Cases



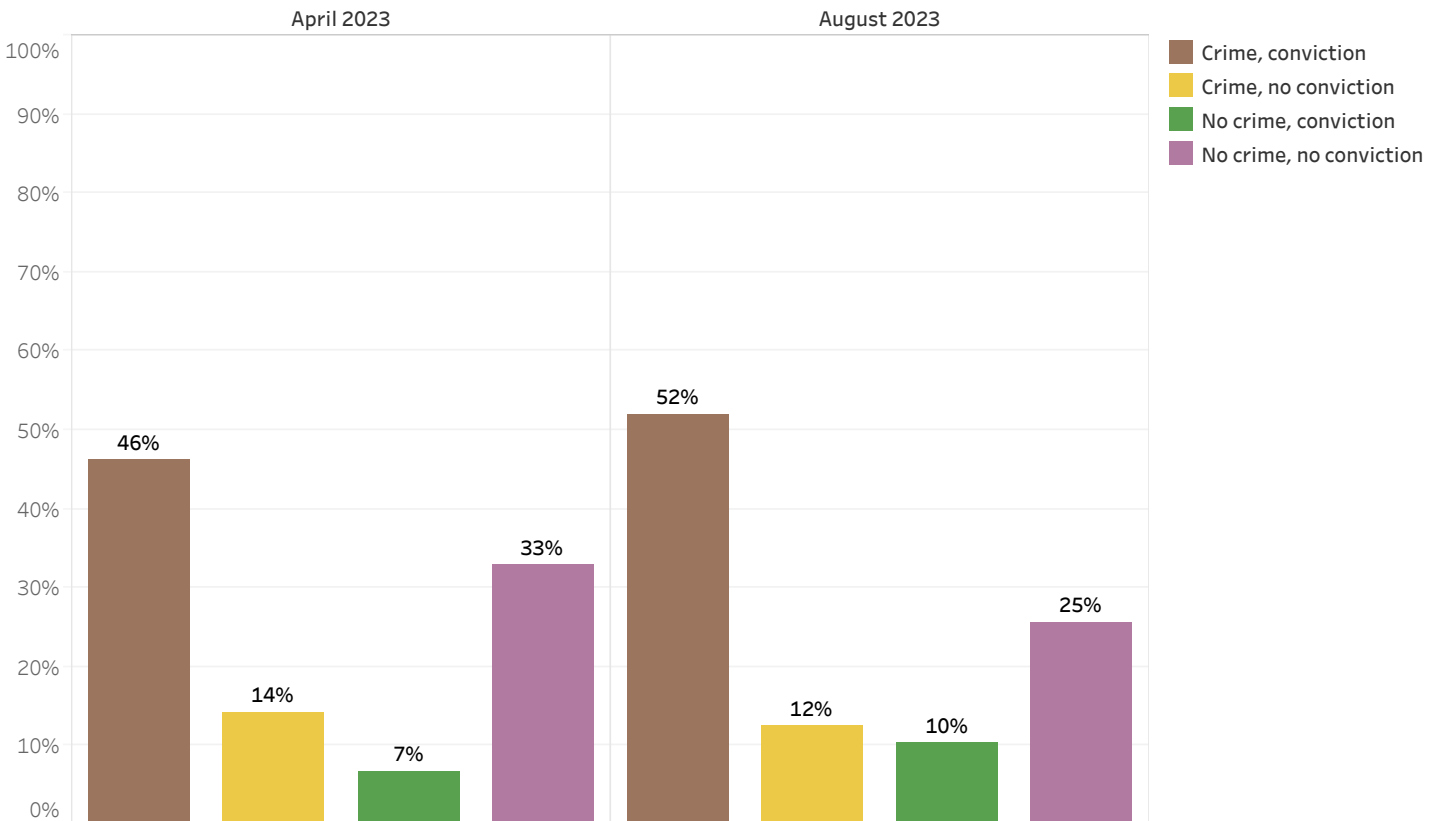
Overall, 62% of Mainers believe that Trump will be convicted as a result of at least one of these investigations, up from 53% who felt that way in April. Most Democrats (91%) believe Trump will be convicted as a result of at least one of these cases but only 43% of Independents and 38% of Republicans agree. All three groups are more likely than in April to believe that Trump will be convicted in at least one case.

Believe Trump Will Be Convicted in at Least One Current Case - Change from April 2023 to August 2023 - by Selected Demographics



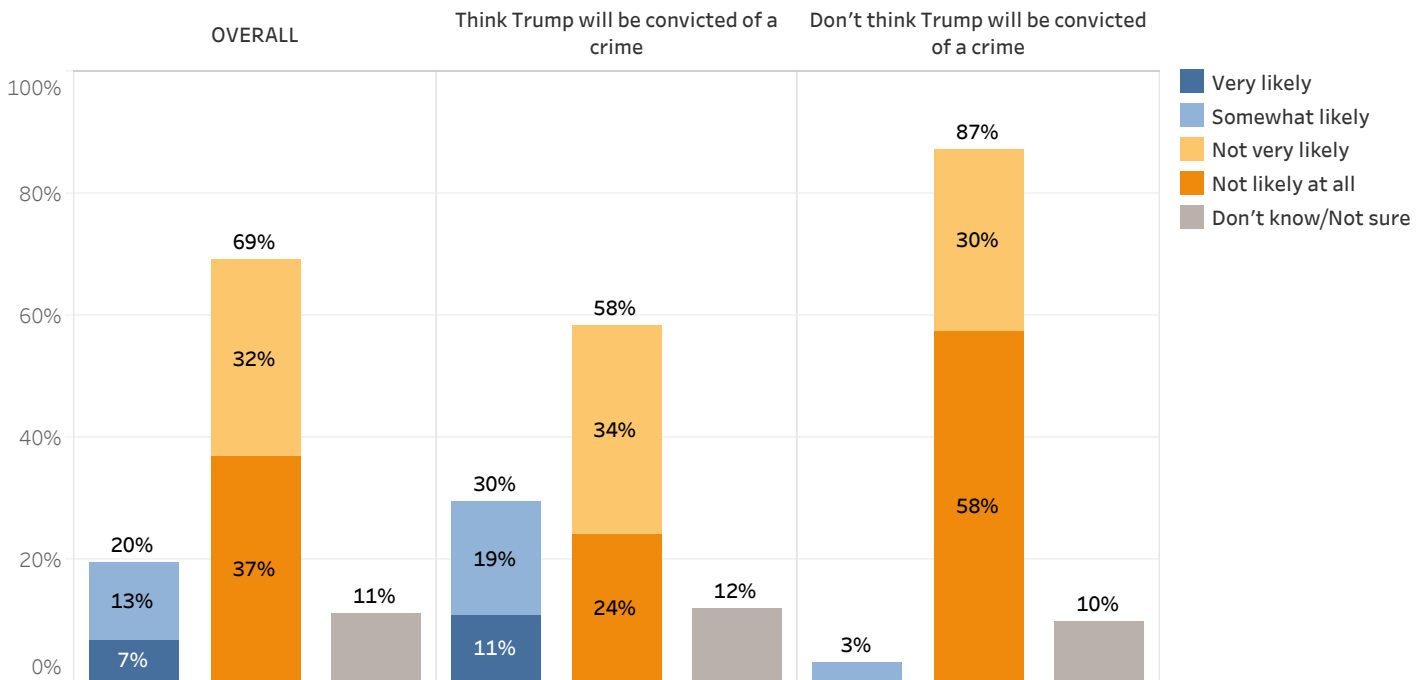
Overall, 52% of Maine residents believe Trump committed at least one crime in these cases and will be convicted as a result of at least one of these cases. Twelve percent believe Trump committed a crime in at least one case but will not be convicted in any of them, 10% believe he did not commit a crime in any of these cases but will be wrongfully convicted in at least one of them, and 25% think Trump did not commit a crime in any of these cases and will not be convicted in any of them. Most Democrats (91%) think Trump committed at least one crime and will be convicted in at least one case, while a majority of Republicans (53%) think Trump did not commit a crime in any of the cases and will not be convicted as a result of any of them. Independents are split, with 33% believing Trump has committed at least one crime but will not be convicted in at least one case, while 31% think Trump has committed a crime and will be convicted.

Combined Opinion on Trump Indictments



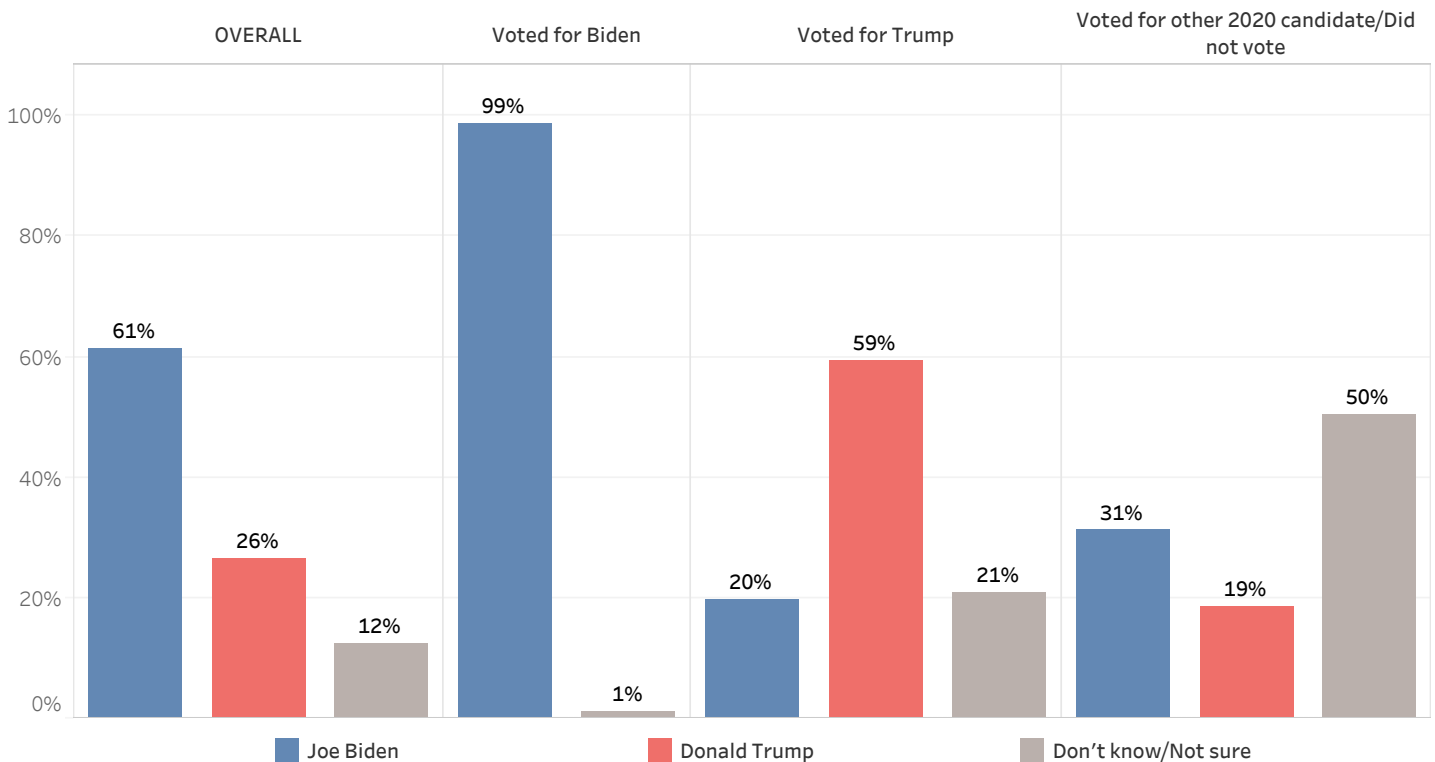
Only 20% of Maine residents believe that Trump is very (7%) or somewhat (13%) likely to spend at least one day in prison as a result of the current cases against him. More than two-thirds (69%) think it is not very likely (32%) or not at all likely (37%) that this will happen while 11% are unsure. Among those who think Trump will be convicted of at least one crime (N=334), only 30% believe he is very (11%) or somewhat (19%) likely to go to prison as a result.

Likelihood Trump Will Spend 1+ Days in Prison as Result of Current Cases - By Belief Trump Will Be Convicted of at Least One Crime



Six in ten (61%) Mainers believe that Joe Biden won the 2020 presidential election, 26% think that Donald Trump won the 2020 election, and 12% are unsure. Nearly all (99%) of those who voted for Biden believe that he won the election. Fifty-nine percent of those who voted for Trump claim that he won the election while only 20% think Biden won and 21% are unsure.

Who Believe Won 2020 Presidential Election - By 2020 Vote

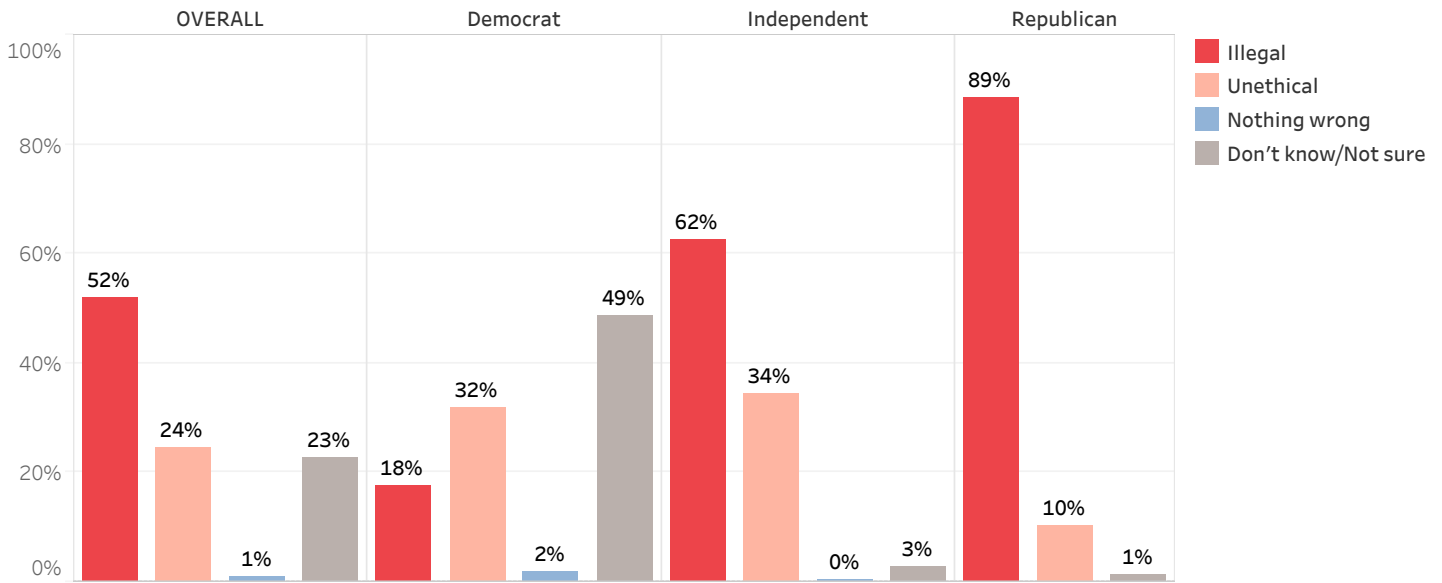


Hunter Biden Investigation

The House Oversight and Accountability Committee has been conducting an investigation into Hunter Biden's former business dealings. Only 41% of Mainers say they have heard a lot about this investigation, 38% have heard some about it, 16% have heard not very much, and 5% have heard nothing at all about it.

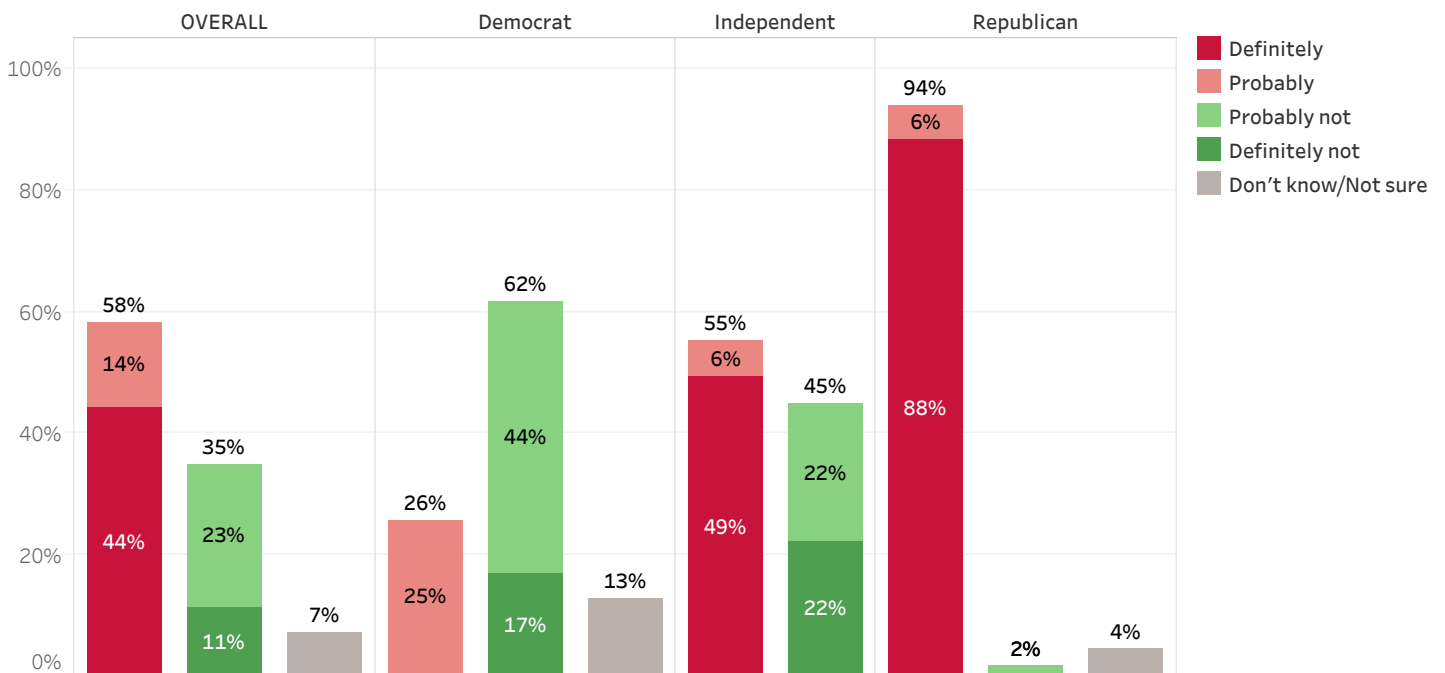
Based on what they have heard about the investigation, 52% of Mainers believe that Hunter Biden has done something illegal, 24% believe he has done something unethical but not illegal, 1% think he has done nothing wrong, and 23% are unsure. Only 18% of Democrats think that Hunter Biden has done something illegal while 62% of Independents and most Republicans (89%) think he has done something illegal.

Belief About What Hunter Biden Did - by Party ID



A majority (58%) of Mainers think that Hunter Biden is definitely (44%) or probably (14%) receiving favorable treatment from U.S. prosecutors because he is Joe Biden's son. Thirty-five percent think that Hunter Biden is probably not (23%) or definitely not (11%) receiving favorable treatment while 7% are unsure. Nearly all Republicans (94%) and a majority of Independents (55%) believe that Hunter Biden is receiving favorable treatment but only 26% of Democrats agree.

Believe Hunter Biden Receiving Favorable Treatment - by Party ID



Pine Tree State Poll Methodology

These findings are based on the latest Pine Tree State Poll, conducted by the University of New Hampshire Survey Center. Five hundred fifty-five (555) Pine Tree State Panel members completed the survey online between August 17 and August 21, 2023. The margin of sampling error for the survey is +/- 4.2 percent. These MSE's have not been adjusted for design effect. The response rate for the August 2023 Pine Tree State Poll is 21%. The design effect for the survey is 2.5%.

Data were weighted by respondent sex, age, education, and region of the state to targets from the most recent American Community Survey (ACS) conducted by the U.S. Census Bureau, as well as party registration levels provided by the ME Secretary of State and to 2020 election results in Maine.

The Pine Tree State Panel is part of an effort by the University of New Hampshire Survey Center to investigate new ways of gathering and understanding the opinion of Maine residents. Approximately 2,750 Maine adults have been recruited from randomly-selected landline and cell phone numbers to participate in the panel. Panelists are then asked to participate in online surveys sponsored by the UNH Survey Center.

The number of respondents in each demographic below may not equal the number reported in cross-tabulation tables as some respondents choose not to answer some questions. Due to rounding, percentages may not sum to 100%.

For more information about the methodology used in the Pine Tree State Panel, contact Dr. Andrew Smith at (603) 862-2226 or by email at andrew.smith@unh.edu.

August 2023 Pine Tree State Poll Demographics

		%	N
Gender of Respondent	Men	49%	260
	Women	51%	273
Age of Respondent	18 to 34	24%	133
	35 to 49	19%	104
	50 to 64	30%	168
	65 and older	27%	149
Level of Education	High school or less	36%	201
	Tech school/Some college	30%	167
	College graduate	21%	116
	Postgraduate work	13%	70
Region of State	Central Maine	23%	128
	Downeast/Coastal Maine	18%	96
	Northern Maine	21%	116
	Southern Maine	38%	209
Party ID	Democrat	43%	235
	Independent	18%	100
	Republican	39%	217
Voting Registration	Registered Democrat	36%	190
	Registered Republican	28%	150
	Registered Green Party	4%	22
	Registered Unenrolled	32%	171
2020 Pres Vote	Voted for Trump	43%	236
	Voted for Biden	51%	285
	Voted for other 2020 candidate	3%	16
	Did not vote in 2020	3%	17

How Much Heard About Trump Manhattan (NY) "Hush Money" Case

Below, please indicate how much you have heard about each of the following investigations of former President Donald Trump - The Manhattan (NY) District Attorney's investigation into whether Trump committed crimes concerning "hush money" payments in 2016

		<u>A lot</u>	<u>Some</u>	<u>Not very much</u>	<u>Nothing at all</u>	<u>Don't know/Not sure</u>	<u>N</u>
STATEWIDE	August 2023	61%	27%	7%	2%	2%	551
Voting Registration	Registered Democrat	48%	48%	2%	2%		190
	Registered Republican	71%	13%	14%	2%	0%	150
	Registered Green Party	0%	35%	7%		58%	22
	Registered Unenrolled	76%	17%	7%			169
Party ID	Democrat	58%	38%	3%	2%		234
	Independent	61%	21%	5%		13%	99
	Republican	64%	18%	13%	4%	0%	215
Political Ideology	Socialist	28%	72%	0%			47
	Progressive	60%	22%	0%		18%	69
	Liberal	70%	28%	1%			69
	Moderate	70%	19%	8%	3%		152
	Conservative	58%	21%	14%	6%	0%	149
	Libertarian	82%	18%	0%			43
Age of Respondent	18 to 34	44%	34%	4%	8%	9%	133
	35 to 49	52%	25%	23%			103
	50 to 64	71%	25%	2%	2%		168
	65 and older	70%	23%	6%		0%	147
Gender of Respondent	Men	66%	25%	4%	5%	0%	259
	Women	56%	29%	11%		5%	271
Level of Education	High school or less	47%	32%	9%	5%	6%	201
	Tech school/Some college	73%	19%	5%	2%		167
	College graduate	60%	32%	9%			113
	Postgraduate work	72%	22%	6%		0%	70
Children in Household	Children in household	40%	35%	16%	2%	8%	164
	No children in household	70%	24%	4%	3%		387
Region of State	Central Maine	52%	24%	18%	6%		127
	Downeast/Coastal Maine	52%	39%	2%	7%	0%	96
	Northern Maine	65%	18%	6%		11%	114
	Southern Maine	66%	29%	5%			208
Media Usage	Conservative radio listener	86%	11%	3%			63
	CNN viewer	62%	33%	2%	3%		112
	Fox News viewer	74%	23%	3%			116
	Joe Rogan listener	81%	5%	14%			31
	MSNBC viewer	66%	31%	2%			79
	Local ME news viewer	67%	28%	4%	1%		310
2020 Pres Vote	Voted for Trump	68%	18%	13%	1%	0%	235
	Voted for Biden	60%	36%	3%	1%		283
	Voted for other 2020 candidate	11%	7%	0%		81%	16
	Did not vote in 2020	14%	24%	21%	41%		17

How Much Heard About Trump Federal Classified Documents Case

Below, please indicate how much you have heard about each of the following investigations of former President Donald Trump - A federal investigation into whether Trump illegally mishandled classified documents

		<u>A lot</u>	<u>Some</u>	<u>Not very much</u>	<u>Nothing at all</u>	<u>Don't know/Not sure</u>	<u>N</u>
STATEWIDE	August 2023	78%	14%	6%	1%	2%	553
Voting Registration	Registered Democrat	85%	13%	2%			189
	Registered Republican	73%	12%	14%	2%		150
	Registered Green Party	13%	25%		4%	58%	22
	Registered Unenrolled	86%	11%	3%			171
Party ID	Democrat	87%	11%	2%			233
	Independent	75%	12%	0%	1%	13%	100
	Republican	69%	18%	12%	1%		217
Political Ideology	Socialist	93%	7%	0%			47
	Progressive	65%	16%			18%	68
	Liberal	92%	8%	1%			69
	Moderate	89%	7%	3%			153
	Conservative	60%	24%	14%	2%		151
	Libertarian	97%	3%				43
Age of Respondent	18 to 34	75%	12%	4%		9%	133
	35 to 49	68%	10%	22%			104
	50 to 64	79%	18%	1%	2%		167
	65 and older	84%	14%	1%	1%		149
Gender of Respondent	Men	81%	18%	0%	1%		259
	Women	75%	10%	10%	0%	5%	273
Level of Education	High school or less	71%	12%	9%	1%	6%	201
	Tech school/Some college	84%	14%	2%			167
	College graduate	74%	17%	9%			116
	Postgraduate work	88%	11%		1%		69
Children in Household	Children in household	67%	8%	15%	2%	8%	164
	No children in household	82%	16%	2%	0%		388
Region of State	Central Maine	64%	19%	17%			127
	Downeast/Coastal Maine	91%	5%	0%	4%		96
	Northern Maine	78%	8%	3%		11%	115
	Southern Maine	79%	18%	3%			209
Media Usage	Conservative radio listener	94%	6%				63
	CNN viewer	83%	16%	0%			112
	Fox News viewer	89%	8%	3%	1%		118
	Joe Rogan listener	86%	3%	11%			32
	MSNBC viewer	78%	22%				79
	Local ME news viewer	87%	11%	2%			311
2020 Pres Vote	Voted for Trump	73%	16%	10%	1%		236
	Voted for Biden	89%	9%	2%			284
	Voted for other 2020 candidate	15%	3%	0%		81%	16
	Did not vote in 2020	13%	68%	20%			17

How Much Heard About Trump Federal January 6th and 2020 Election Case

Below, please indicate how much you have heard about each of the following investigations of former President Donald Trump - A federal investigation into whether Trump tried to overturn the results of the 2020 election and aided the January 6th riot in Washington, D.C.

		<u>A lot</u>	<u>Some</u>	<u>Not very much</u>	<u>Nothing at all</u>	<u>Don't know/Not sure</u>	<u>N</u>
STATEWIDE	August 2023	77%	15%	5%	1%	2%	550
Voting Registration	Registered Democrat	81%	17%	1%			190
	Registered Republican	71%	13%	13%	3%		149
	Registered Green Party	29%	4%			67%	19
	Registered Unenrolled	85%	14%	2%			171
Party ID	Democrat	87%	11%	2%			234
	Independent	68%	18%	1%		13%	99
	Republican	69%	19%	10%	2%		214
Political Ideology	Socialist	94%	6%	0%			47
	Progressive	67%	15%			18%	69
	Liberal	82%	18%				69
	Moderate	88%	11%	1%	0%		153
	Conservative	65%	20%	14%	2%		148
	Libertarian	85%	14%	0%	2%		43
Age of Respondent	18 to 34	70%	19%	1%		9%	133
	35 to 49	61%	16%	21%	2%		104
	50 to 64	79%	18%	1%	2%		167
	65 and older	90%	9%	1%			146
Gender of Respondent	Men	78%	20%	0%	1%		257
	Women	75%	10%	10%	0%	5%	272
Level of Education	High school or less	68%	16%	9%	1%	6%	201
	Tech school/Some college	83%	16%	2%			167
	College graduate	76%	17%	5%	2%		112
	Postgraduate work	89%	10%	1%			70
Children in Household	Children in household	67%	10%	13%	2%	8%	161
	No children in household	81%	17%	2%	0%		389
Region of State	Central Maine	65%	19%	17%			127
	Downeast/Coastal Maine	85%	11%	1%	3%		96
	Northern Maine	82%	3%	2%	1%	11%	112
	Southern Maine	76%	22%	1%	0%		209
Media Usage	Conservative radio listener	94%	6%	0%			63
	CNN viewer	84%	16%		0%		112
	Fox News viewer	86%	11%	1%	1%		118
	Joe Rogan listener	78%	19%	3%			32
	MSNBC viewer	84%	16%				79
	Local ME news viewer	85%	13%	2%	0%		308
2020 Pres Vote	Voted for Trump	74%	14%	10%	2%		233
	Voted for Biden	86%	12%	2%			284
	Voted for other 2020 candidate	15%	3%	0%		81%	16
	Did not vote in 2020	4%	94%	2%			17

How Much Heard About Trump Georgia 2020 Election Interference Case

Below, please indicate how much you have heard about each of the following investigations of former President Donald Trump - An investigation in Georgia into whether Trump illegally interfered with the 2020 presidential election in Georgia

		<u>A lot</u>	<u>Some</u>	<u>Not very much</u>	<u>Nothing at all</u>	<u>Don't know/Not sure</u>	<u>N</u>
STATEWIDE	August 2023	69%	20%	6%	3%	2%	551
Voting Registration	Registered Democrat	64%	32%	1%	2%		190
	Registered Republican	69%	14%	14%	2%		150
	Registered Green Party	25%	16%			58%	22
	Registered Unenrolled	82%	14%	3%	0%		169
Party ID	Democrat	73%	23%	2%	2%		231
	Independent	69%	18%	1%	0%	13%	100
	Republican	65%	18%	12%	5%		217
Political Ideology	Socialist	28%	72%	0%			47
	Progressive	67%	15%			18%	69
	Liberal	81%	19%				66
	Moderate	85%	9%	4%	3%		153
	Conservative	61%	19%	14%	6%		151
	Libertarian	87%	11%		2%		43
Age of Respondent	18 to 34	49%	30%	4%	8%	9%	133
	35 to 49	57%	19%	22%	2%		101
	50 to 64	77%	20%	2%	2%		168
	65 and older	86%	12%	1%	0%		149
Gender of Respondent	Men	75%	19%	0%	6%		260
	Women	63%	22%	10%	0%	5%	270
Level of Education	High school or less	53%	27%	9%	5%	6%	201
	Tech school/Some college	80%	16%	2%	2%		164
	College graduate	71%	19%	8%	2%		115
	Postgraduate work	86%	12%	1%	0%		70
Children in Household	Children in household	45%	30%	15%	2%	8%	165
	No children in household	79%	16%	2%	3%		386
Region of State	Central Maine	62%	16%	17%	6%		127
	Downeast/Coastal Maine	56%	37%	1%	7%		96
	Northern Maine	78%	7%	3%	1%	11%	115
	Southern Maine	73%	23%	3%	1%		207
Media Usage	Conservative radio listener	89%	11%		0%		63
	CNN viewer	81%	14%	0%	4%		109
	Fox News viewer	82%	15%	2%	1%		118
	Joe Rogan listener	82%	5%	13%			32
	MSNBC viewer	82%	16%	1%	1%		79
	Local ME news viewer	73%	24%	2%	1%		311
2020 Pres Vote	Voted for Trump	70%	18%	10%	2%		236
	Voted for Biden	74%	22%	2%	2%		281
	Voted for other 2020 candidate	11%	7%	0%	0%	81%	16
	Did not vote in 2020	14%	25%	21%	41%		17

Believe Trump Committed a Crime in Manhattan (NY) "Hush Money" Case

Do you think that Donald Trump committed a crime in the following cases? The Manhattan (NY) District Attorney's investigation into whether Trump committed crimes concerning "hush money" payments in 2016

		<u>Definitely</u>	<u>Probably</u>	<u>Probably not</u>	<u>Definitely not</u>	<u>Don't know/Not sure</u>	<u>N</u>
STATEWIDE	August 2023	43%	16%	15%	21%	4%	524
Voting Registration	Registered Democrat	76%	16%	5%	1%	2%	186
	Registered Republican	6%	18%	14%	60%	3%	147
	Registered Green Party	31%		69%			9
	Registered Unenrolled	44%	13%	25%	10%	8%	169
Party ID	Democrat	78%	21%	0%	0%	1%	230
	Independent	52%	4%	30%	4%	11%	86
	Republican	2%	16%	26%	52%	5%	206
Political Ideology	Socialist	97%	2%			1%	47
	Progressive	79%	20%	0%		0%	56
	Liberal	68%	24%	5%	1%	1%	69
	Moderate	54%	18%	10%	13%	5%	148
	Conservative	1%	16%	33%	46%	4%	140
	Libertarian	5%	3%	29%	63%	0%	43
Age of Respondent	18 to 34	75%	20%	2%	0%	3%	110
	35 to 49	31%	12%	17%	34%	5%	103
	50 to 64	33%	12%	19%	31%	5%	165
	65 and older	41%	20%	19%	17%	3%	146
Gender of Respondent	Men	29%	14%	21%	32%	3%	244
	Women	57%	18%	9%	12%	4%	259
Level of Education	High school or less	45%	7%	13%	33%	2%	179
	Tech school/Some college	46%	18%	14%	19%	2%	163
	College graduate	34%	17%	22%	18%	9%	113
	Postgraduate work	48%	32%	12%	4%	4%	70
Children in Household	Children in household	44%	17%	14%	19%	6%	148
	No children in household	43%	15%	16%	22%	3%	376
Region of State	Central Maine	18%	26%	11%	43%	2%	120
	Downeast/Coastal Maine	53%	21%	17%	7%	3%	89
	Northern Maine	47%	7%	18%	25%	3%	101
	Southern Maine	53%	13%	14%	13%	7%	208
Media Usage	Conservative radio listener	20%	16%	24%	37%	4%	63
	CNN viewer	60%	21%	14%	3%	2%	108
	Fox News viewer	5%	10%	31%	51%	3%	116
	Joe Rogan listener	5%	25%	10%	46%	14%	31
	MSNBC viewer	75%	17%	4%	2%	2%	79
	Local ME news viewer	50%	20%	12%	14%	4%	306
2020 Pres Vote	Voted for Trump	1%	14%	33%	48%	4%	231
	Voted for Biden	80%	18%	1%		1%	279
	Voted for other 2020 candidate	45%	38%	5%	9%	3%	3
	Did not vote in 2020	4%	1%	16%	2%	76%	10

Believe Trump Committed a Crime in Federal Classified Documents Case

Do you think that Donald Trump committed a crime in the following cases? A federal investigation into whether Trump illegally mishandled classified documents

		<u>Definitely</u>	<u>Probably</u>	<u>Probably not</u>	<u>Definitely not</u>	<u>Don't know/Not sure</u>	<u>N</u>
STATEWIDE	August 2023	46%	14%	15%	22%	3%	536
Voting Registration	Registered Democrat	82%	11%	5%	1%	1%	189
	Registered Republican	10%	11%	20%	58%	2%	147
	Registered Green Party	34%		66%			8
	Registered Unenrolled	42%	17%	20%	15%	5%	171
Party ID	Democrat	87%	12%	0%	0%	0%	233
	Independent	39%	21%	19%	14%	8%	86
	Republican	5%	14%	29%	49%	3%	214
Political Ideology	Socialist	99%	1%			1%	47
	Progressive	94%	4%	1%	1%	0%	56
	Liberal	81%	14%	5%	1%		69
	Moderate	52%	20%	11%	13%	4%	153
	Conservative	5%	15%	35%	43%	1%	148
	Libertarian	6%	1%	13%	79%	0%	43
Age of Respondent	18 to 34	68%	28%	1%		3%	120
	35 to 49	31%	11%	20%	34%	4%	104
	50 to 64	36%	8%	21%	31%	3%	165
	65 and older	50%	11%	15%	23%	0%	147
Gender of Respondent	Men	34%	13%	23%	30%	1%	256
	Women	59%	16%	6%	17%	3%	259
Level of Education	High school or less	45%	9%	8%	37%	2%	186
	Tech school/Some college	39%	24%	18%	18%	0%	167
	College graduate	45%	7%	26%	15%	7%	116
	Postgraduate work	70%	14%	7%	7%	2%	68
Children in Household	Children in household	39%	20%	17%	19%	6%	149
	No children in household	49%	12%	14%	24%	1%	387
Region of State	Central Maine	31%	12%	18%	38%	1%	127
	Downeast/Coastal Maine	57%	20%	6%	17%	0%	93
	Northern Maine	45%	8%	20%	25%	2%	102
	Southern Maine	52%	16%	13%	14%	5%	209
Media Usage	Conservative radio listener	20%	19%	25%	36%		63
	CNN viewer	73%	12%	6%	10%	0%	112
	Fox News viewer	5%	11%	27%	56%	0%	117
	Joe Rogan listener	6%	24%	13%	46%	11%	32
	MSNBC viewer	88%	7%	6%			79
	Local ME news viewer	56%	17%	9%	16%	3%	310
2020 Pres Vote	Voted for Trump	3%	10%	33%	52%	2%	232
	Voted for Biden	84%	16%	1%		0%	283
	Voted for other 2020 candidate	72%	21%	5%		2%	3
	Did not vote in 2020	0%	42%	11%		47%	17

Believe Trump Committed a Crime in Federal January 6th and 2020 Election Case

Do you think that Donald Trump committed a crime in the following cases? A federal investigation into whether Trump tried to overturn the results of the 2020 election and aided the January 6th riot in Washington, D.C.

		<u>Definitely</u>	<u>Probably</u>	<u>Probably not</u>	<u>Definitely not</u>	<u>Don't know/Not sure</u>	<u>N</u>
STATEWIDE	August 2023	49%	8%	12%	26%	5%	532
Voting Registration	Registered Democrat	83%	11%	2%	2%	2%	190
	Registered Republican	10%	4%	13%	69%	4%	145
	Registered Green Party	44%	43%		13%		6
	Registered Unenrolled	51%	8%	22%	14%	6%	171
Party ID	Democrat	88%	11%	0%	0%	1%	233
	Independent	54%	9%	22%	7%	8%	86
	Republican	5%	5%	20%	61%	8%	211
Political Ideology	Socialist	99%		0%		1%	47
	Progressive	95%	3%	1%		0%	56
	Liberal	84%	10%	5%	1%		69
	Moderate	58%	16%	7%	14%	5%	152
	Conservative	4%	4%	25%	58%	8%	146
	Libertarian	7%	1%	26%	67%	0%	42
Age of Respondent	18 to 34	70%	14%	0%	7%	9%	120
	35 to 49	35%	7%	13%	40%	4%	102
	50 to 64	38%	7%	15%	35%	5%	164
	65 and older	56%	6%	16%	20%	2%	145
Gender of Respondent	Men	36%	8%	16%	36%	6%	252
	Women	63%	10%	8%	17%	3%	259
Level of Education	High school or less	47%	2%	11%	31%	8%	186
	Tech school/Some college	51%	7%	13%	29%	0%	167
	College graduate	42%	15%	15%	21%	7%	110
	Postgraduate work	64%	16%	6%	12%	2%	69
Children in Household	Children in household	48%	8%	10%	29%	6%	145
	No children in household	50%	9%	12%	24%	5%	387
Region of State	Central Maine	24%	14%	9%	46%	7%	126
	Downeast/Coastal Maine	58%	7%	14%	16%	5%	93
	Northern Maine	52%	8%	11%	27%	2%	98
	Southern Maine	61%	4%	12%	17%	5%	208
Media Usage	Conservative radio listener	20%	1%	14%	61%	5%	63
	CNN viewer	77%	10%	11%	2%	0%	111
	Fox News viewer	10%	4%	26%	57%	2%	116
	Joe Rogan listener	3%	4%	12%	69%	11%	32
	MSNBC viewer	90%	7%	2%	2%		79
	Local ME news viewer	58%	13%	8%	17%	4%	307
2020 Pres Vote	Voted for Trump	4%	7%	26%	59%	4%	227
	Voted for Biden	89%	10%	1%		1%	284
	Voted for other 2020 candidate	62%	21%	16%		1%	3
	Did not vote in 2020	2%	1%	1%	10%	86%	17

Believe Trump Committed a Crime in Georgia 2020 Election Interference Case

Do you think that Donald Trump committed a crime in the following cases? An investigation in Georgia into whether Trump illegally interfered with the 2020 presidential election in Georgia

		<u>Definitely</u>	<u>Probably</u>	<u>Probably not</u>	<u>Definitely not</u>	<u>Don't know/Not sure</u>	<u>N</u>
STATEWIDE	August 2023	49%	8%	15%	24%	3%	521
Voting Registration	Registered Democrat	83%	8%	4%	4%	1%	185
	Registered Republican	10%	7%	20%	60%	2%	146
	Registered Green Party	23%	30%	30%	17%		9
	Registered Unenrolled	50%	7%	24%	13%	6%	169
Party ID	Democrat	88%	10%	1%	1%	0%	226
	Independent	55%	4%	24%	10%	8%	87
	Republican	5%	8%	27%	55%	4%	207
Political Ideology	Socialist	97%	2%			1%	47
	Progressive	96%	2%	1%		0%	56
	Liberal	85%	9%	5%	1%		66
	Moderate	60%	12%	7%	17%	4%	148
	Conservative	5%	7%	36%	50%	2%	141
	Libertarian	7%	1%	28%	64%	0%	42
Age of Respondent	18 to 34	77%	13%	6%	2%	4%	110
	35 to 49	35%	2%	19%	40%	5%	99
	50 to 64	38%	8%	16%	34%	4%	165
	65 and older	52%	9%	20%	19%	0%	148
Gender of Respondent	Men	36%	10%	19%	35%	1%	244
	Women	63%	8%	11%	16%	3%	256
Level of Education	High school or less	47%	5%	11%	35%	2%	179
	Tech school/Some college	51%	5%	20%	23%	1%	160
	College graduate	42%	14%	20%	17%	8%	113
	Postgraduate work	64%	15%	8%	11%	1%	70
Children in Household	Children in household	47%	7%	17%	23%	6%	148
	No children in household	50%	9%	15%	24%	2%	373
Region of State	Central Maine	25%	13%	17%	42%	2%	120
	Downeast/Coastal Maine	60%	8%	22%	9%	1%	89
	Northern Maine	46%	12%	14%	25%	3%	102
	Southern Maine	62%	4%	12%	18%	5%	205
Media Usage	Conservative radio listener	20%	5%	31%	44%		63
	CNN viewer	80%	6%	11%	3%	0%	105
	Fox News viewer	5%	12%	31%	50%	1%	117
	Joe Rogan listener	5%	3%	31%	50%	11%	32
	MSNBC viewer	91%	6%	1%	3%		78
	Local ME news viewer	58%	11%	13%	16%	3%	307
2020 Pres Vote	Voted for Trump	4%	8%	33%	53%	2%	231
	Voted for Biden	89%	9%	2%	0%	0%	277
	Voted for other 2020 candidate	41%	29%	6%		23%	3
	Did not vote in 2020	4%		2%	16%	78%	10

Likelihood Trump Will Be Convicted in Manhattan (NY) "Hush Money" Case

How likely do you think it is that Donald Trump will be convicted of a crime in the following cases? The Manhattan (NY) District Attorney's investigation into whether Trump committed crimes concerning "hush money" payments in 2016

		<u>Very likely</u>	<u>Somewhat likely</u>	<u>Not very likely</u>	<u>Not likely at all</u>	<u>Don't know/Not sure</u>	<u>N</u>
STATEWIDE	August 2023	15%	28%	35%	14%	9%	524
Voting Registration	Registered Democrat	17%	35%	32%	3%	13%	186
	Registered Republican	22%	16%	28%	29%	5%	147
	Registered Green Party	8%	22%	69%			9
	Registered Unenrolled	7%	32%	44%	9%	8%	169
Party ID	Democrat	18%	43%	28%	3%	9%	230
	Independent	5%	17%	55%	9%	14%	86
	Republican	15%	16%	35%	28%	6%	206
Political Ideology	Socialist	15%	11%	73%		1%	47
	Progressive	11%	62%	20%	3%	5%	56
	Liberal	12%	63%	10%	8%	7%	69
	Moderate	16%	18%	43%	9%	14%	148
	Conservative	21%	18%	28%	27%	6%	140
	Libertarian		5%	64%	30%	1%	43
Age of Respondent	18 to 34	10%	45%	42%		3%	110
	35 to 49	25%	25%	32%	10%	8%	103
	50 to 64	12%	15%	35%	26%	11%	165
	65 and older	13%	32%	32%	12%	11%	146
Gender of Respondent	Men	12%	27%	35%	21%	5%	244
	Women	17%	30%	36%	6%	11%	259
Level of Education	High school or less	18%	16%	45%	11%	9%	179
	Tech school/Some college	11%	38%	32%	13%	6%	163
	College graduate	14%	27%	26%	20%	13%	113
	Postgraduate work	15%	38%	29%	11%	8%	70
Children in Household	Children in household	21%	17%	44%	11%	6%	148
	No children in household	12%	32%	31%	15%	10%	376
Region of State	Central Maine	27%	23%	19%	25%	7%	120
	Downeast/Coastal Maine	8%	25%	56%	4%	7%	89
	Northern Maine	16%	14%	53%	5%	13%	101
	Southern Maine	9%	40%	27%	16%	7%	208
Media Usage	Conservative radio listener	13%	18%	45%	21%	4%	63
	CNN viewer	13%	43%	31%	4%	9%	108
	Fox News viewer	6%	16%	44%	31%	3%	116
	Joe Rogan listener	5%	24%	47%	13%	11%	31
	MSNBC viewer	19%	40%	33%	5%	4%	79
	Local ME news viewer	9%	33%	42%	9%	7%	306
2020 Pres Vote	Voted for Trump	14%	14%	38%	28%	6%	231
	Voted for Biden	16%	41%	33%	2%	8%	279
	Voted for other 2020 candidate	5%	73%	17%	1%	4%	3
	Did not vote in 2020	4%		17%	0%	79%	10

Likelihood Trump Will Be Convicted in Federal Classified Documents Case

How likely do you think it is that Donald Trump will be convicted of a crime in the following cases? A federal investigation into whether Trump illegally mishandled classified documents

		<u>Very likely</u>	<u>Somewhat likely</u>	<u>Not very likely</u>	<u>Not likely at all</u>	<u>Don't know/Not sure</u>	<u>N</u>
STATEWIDE	August 2023	21%	23%	37%	12%	7%	533
Voting Registration	Registered Democrat	27%	31%	31%	5%	6%	189
	Registered Republican	18%	17%	35%	24%	6%	144
	Registered Green Party	0%	33%	66%			8
	Registered Unenrolled	22%	19%	43%	8%	9%	171
Party ID	Democrat	36%	32%	24%	3%	4%	233
	Independent	7%	9%	58%	12%	14%	86
	Republican	11%	18%	43%	23%	5%	211
Political Ideology	Socialist	12%	19%	69%		1%	47
	Progressive	42%	39%	13%	2%	4%	56
	Liberal	27%	38%	19%	8%	7%	69
	Moderate	27%	17%	36%	10%	9%	153
	Conservative	16%	20%	37%	21%	6%	144
	Libertarian	1%	6%	69%	22%	2%	43
Age of Respondent	18 to 34	27%	26%	45%		3%	120
	35 to 49	23%	16%	41%	11%	9%	104
	50 to 64	18%	19%	35%	22%	7%	161
	65 and older	20%	30%	29%	12%	8%	147
Gender of Respondent	Men	16%	21%	40%	19%	4%	256
	Women	28%	24%	35%	5%	7%	256
Level of Education	High school or less	19%	12%	54%	11%	4%	186
	Tech school/Some college	20%	29%	34%	11%	6%	163
	College graduate	21%	26%	24%	17%	11%	116
	Postgraduate work	32%	32%	19%	9%	8%	68
Children in Household	Children in household	20%	18%	49%	7%	6%	149
	No children in household	22%	25%	32%	14%	7%	383
Region of State	Central Maine	32%	21%	22%	22%	4%	123
	Downeast/Coastal Maine	13%	30%	50%	4%	4%	93
	Northern Maine	23%	7%	54%	9%	6%	102
	Southern Maine	19%	28%	33%	12%	8%	209
Media Usage	Conservative radio listener	6%	19%	54%	17%	4%	63
	CNN viewer	31%	41%	22%	2%	4%	112
	Fox News viewer	6%	14%	55%	23%	2%	114
	Joe Rogan listener	7%	25%	45%	13%	11%	32
	MSNBC viewer	30%	40%	26%	2%	2%	79
	Local ME news viewer	19%	26%	40%	10%	6%	310
2020 Pres Vote	Voted for Trump	11%	15%	41%	26%	7%	229
	Voted for Biden	31%	30%	33%	2%	4%	283
	Voted for other 2020 candidate	10%	69%	14%	3%	5%	3
	Did not vote in 2020	0%	1%	51%	0%	48%	17

Likelihood Trump Will Be Convicted in Federal January 6th and 2020 Election Case

How likely do you think it is that Donald Trump will be convicted of a crime in the following cases? A federal investigation into whether Trump tried to overturn the results of the 2020 election and aided the January 6th riot in Washington, D.C.

		<u>Very likely</u>	<u>Somewhat likely</u>	<u>Not very likely</u>	<u>Not likely at all</u>	<u>Don't know/Not sure</u>	<u>N</u>
STATEWIDE	August 2023	19%	33%	27%	13%	7%	532
Voting Registration	Registered Democrat	21%	51%	15%	7%	6%	190
	Registered Republican	21%	14%	34%	25%	5%	145
	Registered Green Party	12%	56%	32%			6
	Registered Unenrolled	18%	31%	38%	6%	7%	171
Party ID	Democrat	29%	50%	12%	4%	4%	233
	Independent	6%	24%	49%	11%	10%	86
	Republican	14%	18%	36%	23%	9%	211
Political Ideology	Socialist	13%	84%	2%		1%	47
	Progressive	44%	34%	16%	2%	4%	56
	Liberal	19%	46%	20%	7%	7%	69
	Moderate	20%	28%	36%	9%	7%	152
	Conservative	20%	19%	28%	23%	11%	146
	Libertarian		24%	53%	22%	1%	42
Age of Respondent	18 to 34	13%	56%	18%	4%	9%	120
	35 to 49	24%	16%	43%	11%	6%	102
	50 to 64	20%	22%	32%	22%	4%	164
	65 and older	20%	39%	20%	11%	10%	145
Gender of Respondent	Men	15%	24%	36%	19%	7%	252
	Women	25%	42%	20%	6%	6%	259
Level of Education	High school or less	19%	34%	29%	11%	7%	186
	Tech school/Some college	21%	28%	33%	14%	4%	167
	College graduate	16%	33%	24%	16%	12%	110
	Postgraduate work	21%	44%	16%	11%	8%	69
Children in Household	Children in household	18%	38%	31%	7%	7%	145
	No children in household	20%	31%	26%	15%	7%	387
Region of State	Central Maine	28%	27%	13%	22%	9%	127
	Downeast/Coastal Maine	7%	65%	14%	9%	6%	93
	Northern Maine	22%	14%	52%	5%	7%	98
	Southern Maine	19%	30%	31%	13%	7%	208
Media Usage	Conservative radio listener	8%	9%	62%	16%	4%	63
	CNN viewer	28%	55%	10%	6%	2%	112
	Fox News viewer	6%	27%	39%	26%	2%	116
	Joe Rogan listener	6%	3%	67%	13%	11%	32
	MSNBC viewer	31%	44%	21%	2%	2%	79
	Local ME news viewer	14%	45%	27%	10%	5%	307
2020 Pres Vote	Voted for Trump	14%	22%	35%	25%	5%	227
	Voted for Biden	25%	44%	23%	4%	4%	284
	Voted for other 2020 candidate	8%	67%	17%	1%	6%	3
	Did not vote in 2020	2%	1%	10%	0%	87%	17

Likelihood Trump Will Be Convicted in Georgia 2020 Election Interference Case

How likely do you think it is that Donald Trump will be convicted of a crime in the following cases? An investigation in Georgia into whether Trump illegally interfered with the 2020 presidential election in Georgia

		<u>Very likely</u>	<u>Somewhat likely</u>	<u>Not very likely</u>	<u>Not likely at all</u>	<u>Don't know/Not sure</u>	<u>N</u>
STATEWIDE	August 2023	23%	26%	32%	13%	6%	521
Voting Registration	Registered Democrat	26%	36%	28%	4%	6%	185
	Registered Republican	23%	12%	30%	30%	5%	146
	Registered Green Party	31%	39%	30%			9
	Registered Unenrolled	20%	27%	40%	6%	8%	169
Party ID	Democrat	35%	41%	19%	2%	3%	226
	Independent	9%	10%	58%	9%	14%	86
	Republican	15%	17%	36%	27%	5%	207
Political Ideology	Socialist	13%	18%	69%		1%	47
	Progressive	50%	36%	9%	2%	4%	56
	Liberal	22%	50%	17%	8%	4%	66
	Moderate	25%	26%	33%	7%	8%	148
	Conservative	20%	17%	29%	28%	6%	141
	Libertarian	6%	4%	67%	22%	1%	42
Age of Respondent	18 to 34	15%	33%	43%	6%	4%	110
	35 to 49	29%	18%	34%	12%	7%	99
	50 to 64	22%	20%	29%	23%	6%	165
	65 and older	24%	33%	26%	10%	7%	148
Gender of Respondent	Men	19%	27%	31%	19%	4%	244
	Women	26%	24%	35%	8%	7%	256
Level of Education	High school or less	21%	11%	52%	11%	4%	179
	Tech school/Some college	22%	32%	27%	17%	3%	159
	College graduate	22%	34%	19%	14%	11%	113
	Postgraduate work	29%	39%	14%	10%	8%	70
Children in Household	Children in household	19%	21%	42%	11%	7%	148
	No children in household	24%	28%	28%	14%	6%	373
Region of State	Central Maine	32%	28%	11%	25%	4%	120
	Downeast/Coastal Maine	12%	21%	52%	11%	4%	89
	Northern Maine	22%	22%	47%	4%	4%	101
	Southern Maine	22%	29%	29%	13%	7%	205
Media Usage	Conservative radio listener	10%	10%	47%	29%	4%	63
	CNN viewer	36%	41%	19%	2%	2%	105
	Fox News viewer	9%	21%	42%	25%	3%	117
	Joe Rogan listener	6%	4%	46%	34%	11%	32
	MSNBC viewer	42%	37%	18%	2%	2%	78
	Local ME news viewer	18%	28%	38%	11%	5%	306
2020 Pres Vote	Voted for Trump	14%	15%	37%	28%	6%	231
	Voted for Biden	30%	36%	29%	2%	3%	276
	Voted for other 2020 candidate	17%	44%	10%	1%	28%	3
	Did not vote in 2020	4%		17%	0%	79%	10

Likelihood Trump Will Spend 1+ Days in Prison as Result of Current Cases

How likely do you think it is that Donald Trump will serve at least one day in prison as a result of one of these cases?

		<u>Very likely</u>	<u>Somewhat likely</u>	<u>Not very likely</u>	<u>Not likely at all</u>	<u>Don't know/Not sure</u>	<u>N</u>
STATEWIDE	August 2023	7%	13%	32%	37%	11%	538
Voting Registration	Registered Democrat	11%	23%	26%	32%	8%	190
	Registered Republican	4%	8%	37%	47%	4%	147
	Registered Green Party	0%	9%	90%			9
	Registered Unenrolled	6%	7%	35%	31%	22%	171
Party ID	Democrat	13%	18%	26%	31%	12%	234
	Independent	4%	14%	33%	28%	20%	87
	Republican	1%	6%	39%	47%	7%	214
Political Ideology	Socialist	8%	10%	4%	76%	2%	47
	Progressive	10%	31%	22%	10%	27%	56
	Liberal	10%	15%	48%	20%	6%	69
	Moderate	12%	12%	34%	32%	10%	153
	Conservative	1%	10%	42%	40%	6%	148
	Libertarian		0%	8%	66%	26%	43
Age of Respondent	18 to 34	7%	9%	17%	53%	14%	120
	35 to 49	1%	10%	48%	34%	8%	104
	50 to 64	10%	10%	33%	38%	10%	165
	65 and older	7%	21%	33%	25%	13%	149
Gender of Respondent	Men	7%	10%	32%	46%	5%	257
	Women	7%	14%	33%	30%	17%	260
Level of Education	High school or less	6%	9%	29%	44%	12%	186
	Tech school/Some college	5%	14%	35%	35%	12%	167
	College graduate	12%	15%	29%	33%	12%	116
	Postgraduate work	6%	17%	42%	29%	6%	70
Children in Household	Children in household	4%	7%	36%	45%	8%	149
	No children in household	8%	15%	31%	34%	12%	389
Region of State	Central Maine	9%	8%	40%	37%	7%	127
	Downeast/Coastal Maine	4%	17%	18%	46%	16%	93
	Northern Maine	13%	6%	39%	34%	9%	103
	Southern Maine	4%	16%	32%	35%	13%	209
Media Usage	Conservative radio listener	2%	10%	39%	45%	4%	63
	CNN viewer	10%	28%	26%	21%	16%	112
	Fox News viewer	2%	8%	32%	45%	14%	118
	Joe Rogan listener		2%	58%	26%	14%	32
	MSNBC viewer	15%	34%	39%	9%	2%	79
	Local ME news viewer	6%	15%	30%	38%	12%	311
2020 Pres Vote	Voted for Trump	1%	11%	37%	41%	10%	234
	Voted for Biden	12%	15%	31%	32%	10%	284
	Voted for other 2020 candidate	1%	16%	13%	51%	19%	3
	Did not vote in 2020	2%	1%	1%	53%	43%	17

Who Believe Won 2020 Presidential Election

Who do you believe won the 2020 presidential election?

		<u>Joe Biden</u>	<u>Donald Trump</u>	<u>Don't know/Not sure</u>	<u>N</u>
STATEWIDE	August 2023	61%	26%	12%	554
Voting Registration	Registered Democrat	93%	6%	1%	190
	Registered Republican	22%	61%	17%	150
	Registered Green Party	25%	4%	71%	22
	Registered Unenrolled	66%	20%	14%	171
Party ID	Democrat	99%	0%	1%	235
	Independent	54%	28%	18%	99
	Republican	25%	53%	22%	217
Political Ideology	Socialist	100%		0%	47
	Progressive	81%	1%	18%	69
	Liberal	91%	6%	3%	70
	Moderate	74%	11%	15%	153
	Conservative	27%	56%	17%	151
	Libertarian	11%	76%	13%	43
Age of Respondent	18 to 34	87%	1%	12%	133
	35 to 49	50%	45%	5%	104
	50 to 64	45%	36%	18%	168
	65 and older	64%	25%	11%	148
Gender of Respondent	Men	54%	30%	16%	259
	Women	69%	23%	8%	273
Level of Education	High school or less	49%	38%	13%	201
	Tech school/Some college	69%	21%	10%	167
	College graduate	59%	24%	17%	115
	Postgraduate work	82%	11%	7%	70
Children in Household	Children in household	59%	24%	17%	165
	No children in household	62%	28%	10%	388
Region of State	Central Maine	46%	44%	10%	128
	Downeast/Coastal Maine	74%	20%	6%	96
	Northern Maine	58%	25%	17%	116
	Southern Maine	68%	18%	14%	209
Media Usage	Conservative radio listener	37%	48%	15%	63
	CNN viewer	86%	11%	3%	112
	Fox News viewer	27%	54%	19%	118
	Joe Rogan listener	30%	15%	55%	32
	MSNBC viewer	96%		4%	78
	Local ME news viewer	73%	19%	9%	310
2020 Pres Vote	Voted for Trump	20%	59%	21%	236
	Voted for Biden	99%		1%	285
	Voted for other 2020 candidate	17%	0%	83%	16
	Did not vote in 2020	44%	35%	21%	17

How Much Heard About Hunter Biden Investigation

How much have you heard about an investigation by the House Oversight and Accountability Committee into Hunter Biden's former business dealings?

		<u>A lot</u>	<u>Some</u>	<u>Not very much</u>	<u>Nothing at all</u>	<u>Don't know/Not sure</u>	<u>N</u>
STATEWIDE	August 2023	41%	38%	16%	5%	0%	554
Voting Registration	Registered Democrat	24%	44%	32%	0%	0%	190
	Registered Republican	59%	21%	6%	14%		150
	Registered Green Party	13%	80%	7%			22
	Registered Unenrolled	53%	43%	4%			171
Party ID	Democrat	21%	51%	27%	0%	0%	234
	Independent	50%	42%	7%			100
	Republican	58%	21%	8%	13%		217
Political Ideology	Socialist	7%	19%	73%			47
	Progressive	20%	74%	7%	0%		69
	Liberal	34%	51%	16%			69
	Moderate	49%	41%	10%		0%	153
	Conservative	50%	23%	8%	19%		151
	Libertarian	77%	10%	14%	0%		43
Age of Respondent	18 to 34	19%	42%	33%	5%		133
	35 to 49	49%	27%	5%	19%		104
	50 to 64	43%	38%	17%	2%	0%	168
	65 and older	54%	40%	6%	0%		149
Gender of Respondent	Men	55%	30%	11%	4%	0%	260
	Women	27%	44%	22%	7%		273
Level of Education	High school or less	29%	35%	23%	14%		201
	Tech school/Some college	55%	30%	14%	0%		167
	College graduate	47%	43%	9%	1%	0%	116
	Postgraduate work	34%	55%	11%	0%		70
Children in Household	Children in household	37%	29%	21%	13%		165
	No children in household	43%	41%	14%	2%	0%	389
Region of State	Central Maine	38%	27%	14%	20%		127
	Downeast/Coastal Maine	35%	23%	39%	3%		96
	Northern Maine	43%	46%	10%	1%		116
	Southern Maine	45%	47%	8%	0%	0%	209
Media Usage	Conservative radio listener	64%	24%	12%			63
	CNN viewer	33%	55%	12%			112
	Fox News viewer	76%	15%	7%	1%		118
	Joe Rogan listener	75%	21%	3%			32
	MSNBC viewer	27%	66%	7%			79
	Local ME news viewer	40%	39%	21%			311
2020 Pres Vote	Voted for Trump	61%	20%	10%	9%		236
	Voted for Biden	28%	49%	22%	0%	0%	284
	Voted for other 2020 candidate	6%	91%	2%	1%		16
	Did not vote in 2020	11%	46%	2%	40%		17

Belief About What Hunter Biden Did

Based on what you have heard about this investigation, do you think Hunter Biden has done something illegal, has done something unethical but not illegal, or has done nothing wrong?

		<u>Illegal</u>	<u>Unethical</u>	<u>Nothing wrong</u>	<u>Don't know/Not sure</u>	<u>N</u>
STATEWIDE	August 2023	52%	24%	1%	23%	524
Voting Registration	Registered Democrat	26%	25%	2%	47%	189
	Registered Republican	83%	14%		2%	129
	Registered Green Party	100%	0%			22
	Registered Unenrolled	49%	35%	1%	15%	171
Party ID	Democrat	18%	32%	2%	49%	233
	Independent	62%	34%	0%	3%	100
	Republican	89%	10%		1%	189
Political Ideology	Socialist	6%	17%	1%	76%	47
	Progressive	31%	24%	2%	43%	69
	Liberal	30%	30%	3%	37%	69
	Moderate	43%	42%		14%	153
	Conservative	90%	9%		1%	123
	Libertarian	97%	1%	1%	1%	43
Age of Respondent	18 to 34	23%	19%	0%	58%	126
	35 to 49	67%	18%	2%	13%	84
	50 to 64	70%	20%	1%	9%	165
	65 and older	48%	38%	1%	13%	149
Gender of Respondent	Men	70%	18%	1%	11%	250
	Women	35%	29%	1%	36%	253
Level of Education	High school or less	55%	22%		23%	173
	Tech school/Some college	50%	22%	1%	28%	167
	College graduate	60%	23%	2%	16%	114
	Postgraduate work	37%	39%	3%	21%	70
Children in Household	Children in household	51%	22%	1%	26%	142
	No children in household	52%	25%	1%	22%	382
Region of State	Central Maine	69%	23%	0%	7%	101
	Downeast/Coastal Maine	37%	15%	1%	46%	93
	Northern Maine	63%	20%	1%	15%	114
	Southern Maine	43%	32%	1%	24%	209
Media Usage	Conservative radio listener	82%	18%			63
	CNN viewer	25%	45%	2%	28%	112
	Fox News viewer	87%	12%	1%	0%	117
	Joe Rogan listener	83%	14%		3%	32
	MSNBC viewer	22%	52%	2%	24%	79
	Local ME news viewer	41%	29%	1%	29%	311
2020 Pres Vote	Voted for Trump	93%	7%		1%	214
	Voted for Biden	19%	39%	2%	41%	284
	Voted for other 2020 candidate	91%	3%	3%	3%	15
	Did not vote in 2020	63%	33%		4%	10

Believe Hunter Biden Receiving Favorable Treatment

Generally speaking, do you believe that Hunter Biden is receiving favorable treatment from U.S. prosecutors because he is Joe Biden's son?

		<u>Definitely</u>	<u>Probably</u>	<u>Probably not</u>	<u>Definitely not</u>	<u>Don't know/Not sure</u>	<u>N</u>
STATEWIDE	August 2023	44%	14%	23%	11%	7%	554
Voting Registration	Registered Democrat	7%	16%	45%	23%	10%	190
	Registered Republican	86%	7%	5%	0%	2%	150
	Registered Green Party	97%	0%			3%	22
	Registered Unenrolled	42%	21%	21%	11%	5%	171
Party ID	Democrat	1%	25%	44%	17%	13%	234
	Independent	49%	6%	22%	22%		100
	Republican	88%	6%	2%		4%	217
Political Ideology	Socialist	0%	5%	89%	2%	3%	47
	Progressive	19%	28%	36%	15%	2%	69
	Liberal	7%	15%	21%	25%	32%	69
	Moderate	29%	20%	28%	21%	2%	153
	Conservative	86%	7%	0%	0%	6%	151
	Libertarian	98%	1%	1%			43
Age of Respondent	18 to 34	18%	16%	31%	18%	17%	133
	35 to 49	62%	12%	11%	10%	5%	104
	50 to 64	57%	14%	19%	6%	3%	168
	65 and older	40%	13%	30%	12%	4%	149
Gender of Respondent	Men	56%	12%	17%	11%	5%	260
	Women	32%	17%	30%	12%	9%	273
Level of Education	High school or less	51%	6%	30%	7%	6%	201
	Tech school/Some college	42%	18%	16%	16%	7%	167
	College graduate	51%	18%	18%	9%	5%	116
	Postgraduate work	19%	19%	31%	18%	13%	70
Children in Household	Children in household	52%	9%	25%	10%	4%	165
	No children in household	41%	16%	23%	12%	8%	389
Region of State	Central Maine	58%	10%	15%	5%	11%	127
	Downeast/Coastal Maine	30%	7%	49%	6%	8%	96
	Northern Maine	54%	14%	21%	10%	1%	116
	Southern Maine	35%	20%	19%	18%	8%	209
Media Usage	Conservative radio listener	78%	4%	18%			63
	CNN viewer	17%	15%	43%	20%	6%	112
	Fox News viewer	89%	4%	7%		1%	118
	Joe Rogan listener	95%	2%	2%	1%		32
	MSNBC viewer	9%	8%	62%	16%	4%	79
	Local ME news viewer	33%	16%	31%	14%	6%	311
2020 Pres Vote	Voted for Trump	92%	7%	0%		1%	236
	Voted for Biden	2%	21%	45%	22%	10%	284
	Voted for other 2020 candidate	86%	6%	1%	2%	5%	16
	Did not vote in 2020	57%	0%	0%		43%	17