

The Green Mountain State Poll

August 24, 2023

MORE THAN THREE-QUARTERS IN VERMONT THINK TRUMP HAS COMMITTED A CRIME BUT FEW PREDICT PRISON TIME

By: Sean P. McKinley, M.A.
Zachary S. Azem, M.A.
Andrew E. Smith, Ph.D.

andrew.smith@unh.edu
603-862-2226
cola.unh.edu/unh-survey-center

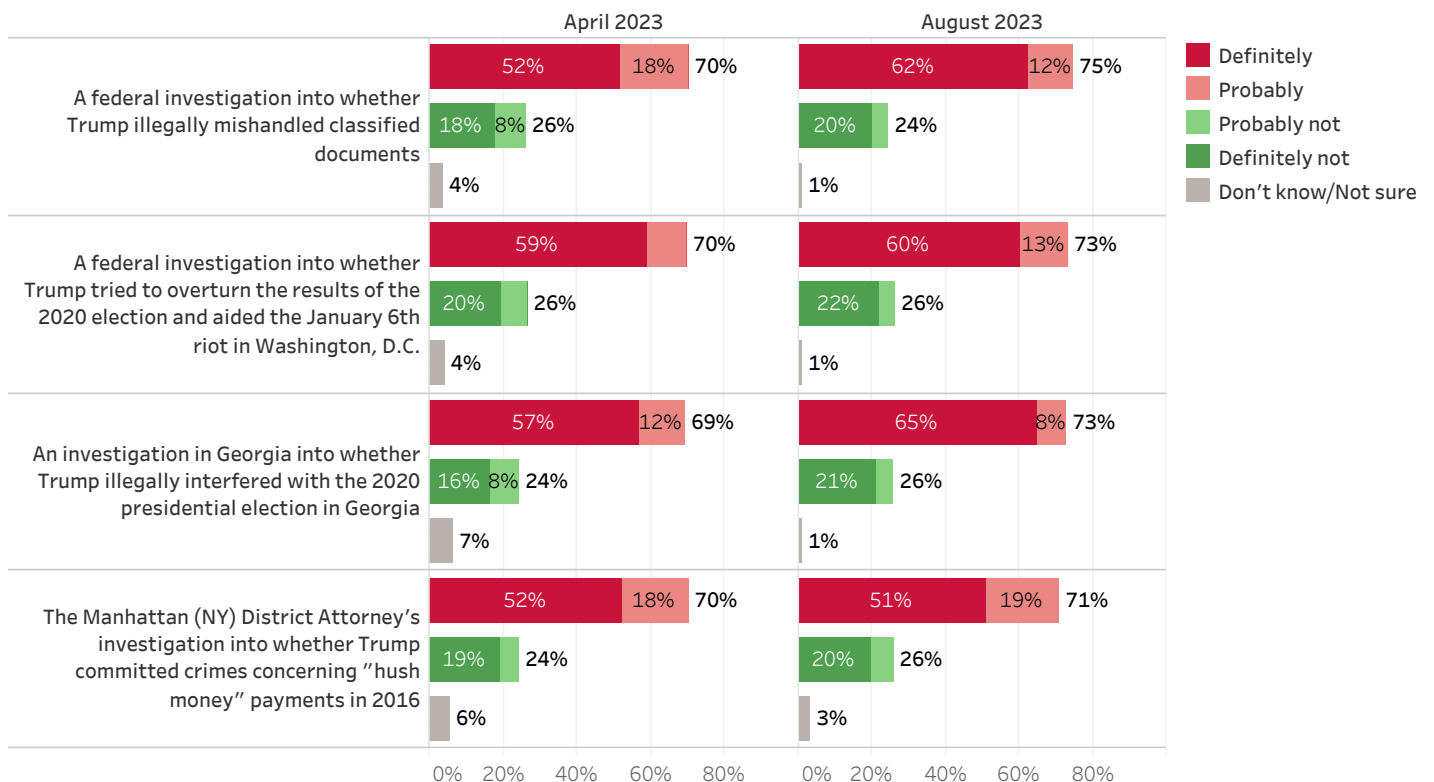
DURHAM, NH - Most Vermont residents believe that former President Donald Trump committed a crime in at least one of the cases currently against him and six in ten think he is likely to be convicted in at least one case. However, less than one-quarter foresee him spending time in prison. Pluralities of Vermonters believe that Hunter Biden has done something illegal and that he is receiving favorable treatment because he is Joe Biden's son.

Trump Investigations

Former President Donald Trump was recently indicted in a case concerning interference with the 2020 presidential election in Georgia. Over the past four months he has also been indicted in three other cases. Seventy-five percent think that Trump definitely (62%) or probably (12%) committed a crime in a case over the mishandling of classified documents, 24% believe he probably (4%) or definitely (20%) did not commit a crime in this case, and 1% are unsure. Just under three-quarters believe that Trump definitely or probably committed a crime in the cases alleging Trump tried to overturn the results of the 2020 election and aided the January 6th riot in Washington D.C. (73%), and illegally interfered with the 2020 presidential election in Georgia (73%). Seventy-one percent believe he made illegal "hush money" payments to adult movie actress Stormy Daniels late in his 2016 presidential campaign.

Overall, 76% of Vermonters believe that Trump committed a crime in at least one of the four cases, unchanged since April (74%). Almost all respondents say they have heard a lot or some about each of these cases.

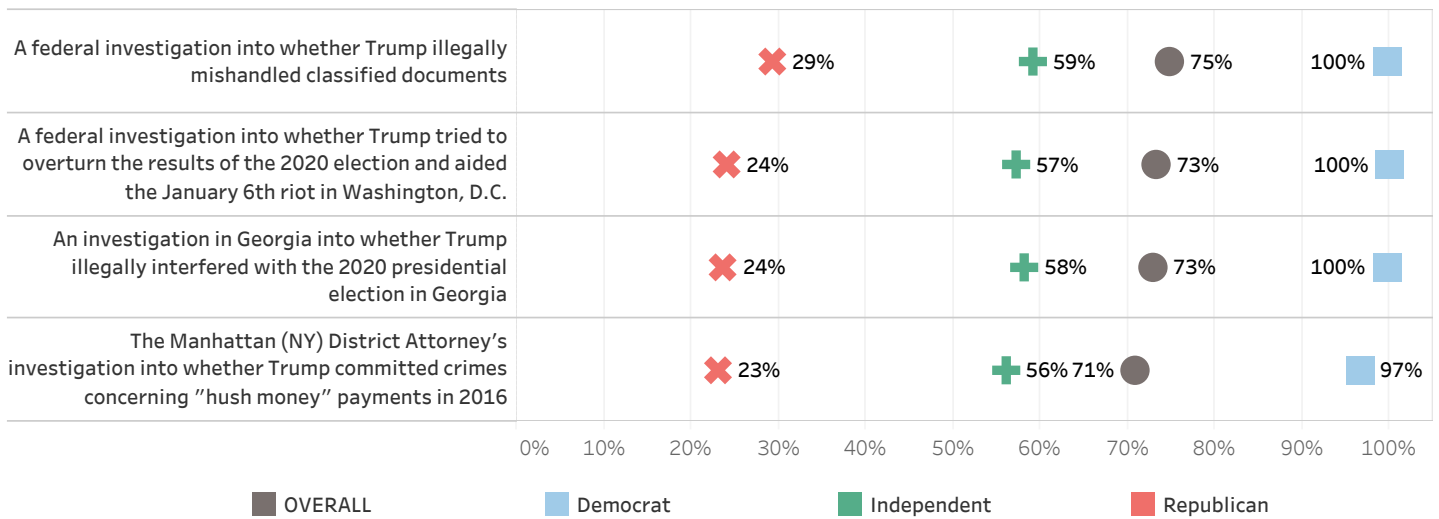
Believe Trump Committed a Crime in Following Cases



* We ask that this copyrighted information be referred to as *the Green Mountain State Poll*, a States of Opinion Project, conducted by the University of New Hampshire Survey Center.

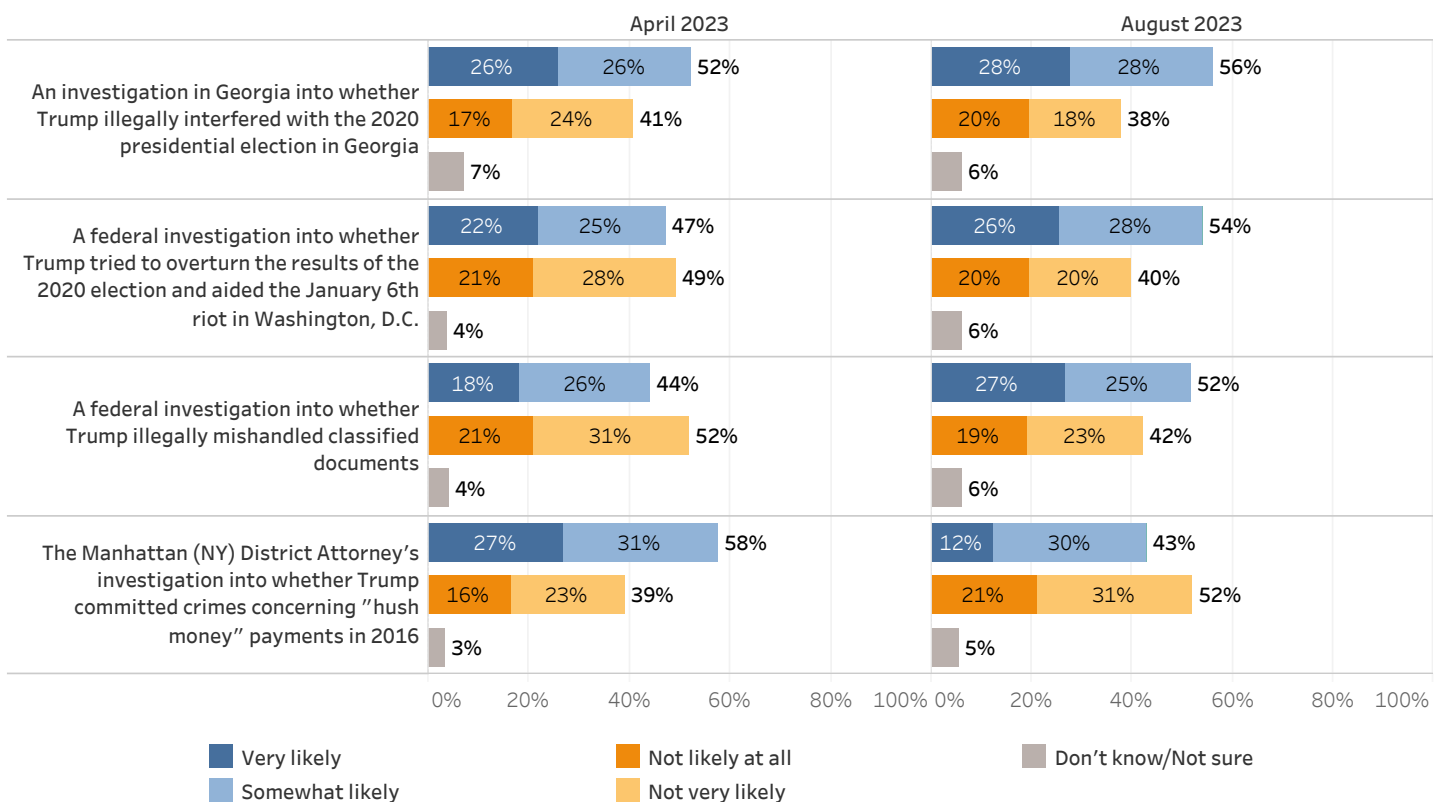
Nearly all Democrats and majorities of Independents believe that Trump definitely or probably committed a crime in each of these cases, while less than one-third of Republicans believe Trump definitely or probably committed a crime in each of these cases. More than 99% of Democrats, 58% of Independents, and 34% of Republicans believe Trump committed a crime in at least one of these cases. The percentage of Republicans who believe Trump has committed at least one crime (34%) has increased since April (22%).

Believe Trump Definitely or Probably Committed a Crime in Following Cases - By Party ID - August 2023



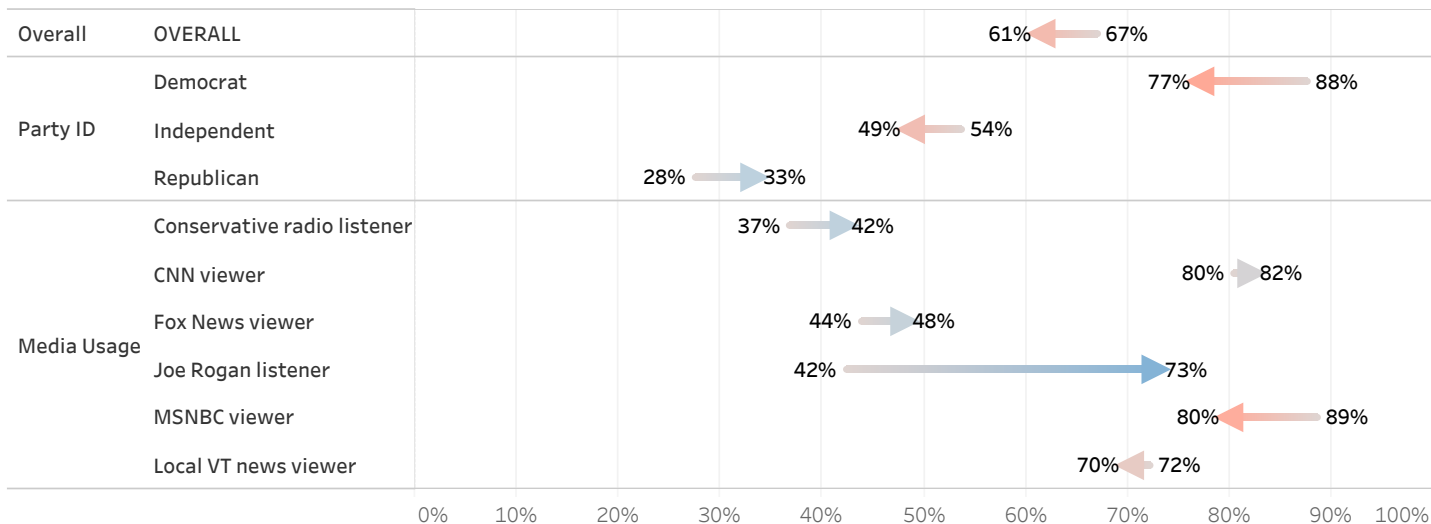
Fifty-six percent of Vermonters believe that Trump is very (28%) or somewhat (28%) likely to be convicted in the case alleging interference in the 2020 election in Georgia, 38% think he is not very likely (18%) or not likely at all (20%) to be convicted in this case, and 6% are unsure. Majorities also believe that Trump will be convicted in the cases alleging Trump interfered in the 2020 election and aid to the January 6th riot (54%) and the case alleging he mishandled classified documents (52%), while less than half (43%) think he will be convicted in the case involving "hush money" payments. Vermont residents are less likely than in April (-15 percentage points) to think Trump is likely to be convicted in the case involving "hush money" payments in the 2016 election campaign but are slightly more likely than in April to believe Trump will be convicted in the case alleging he mishandling classified documents (+8).

Likelihood Trump Will Be Convicted in Following Cases



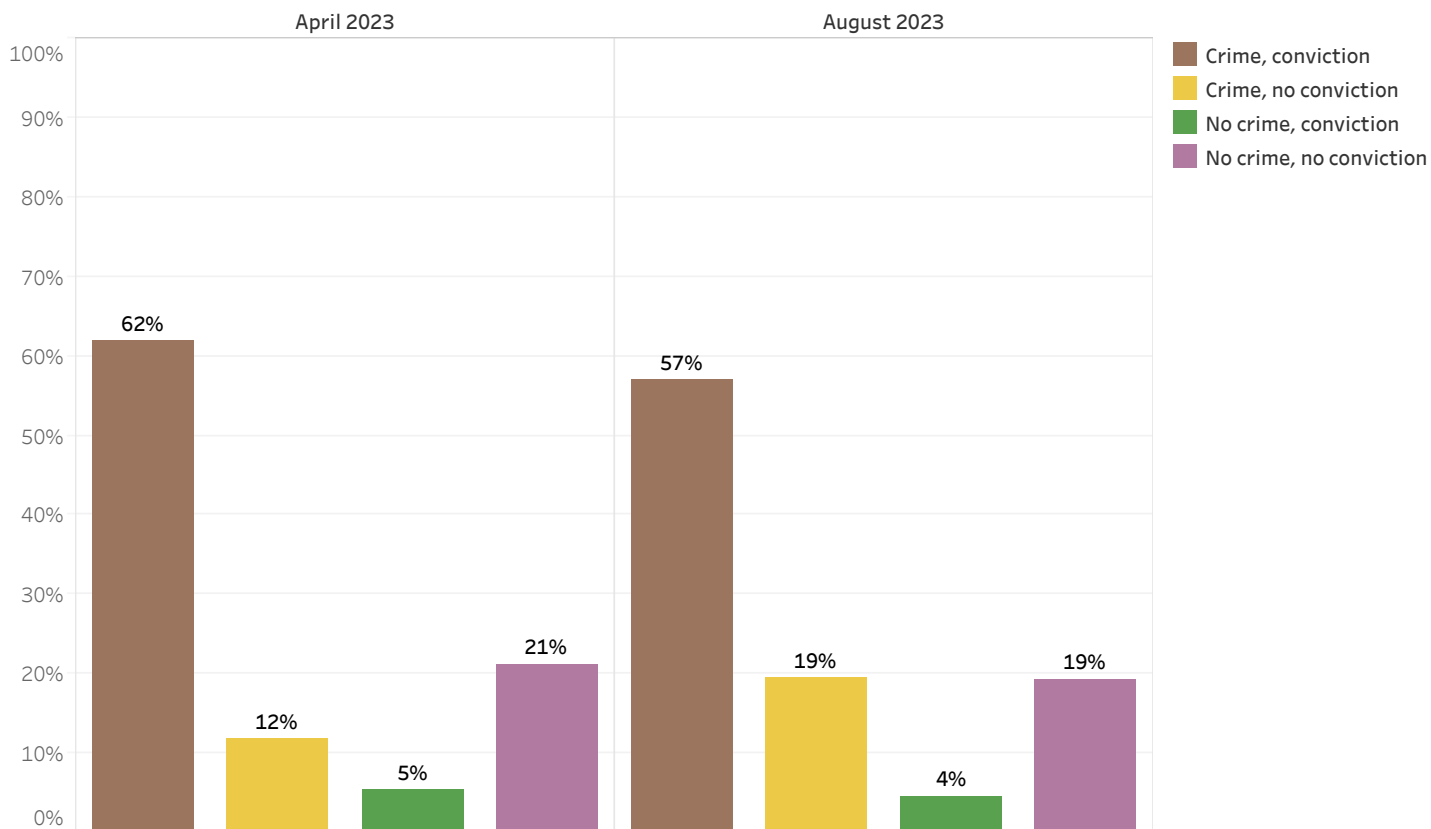
Overall, 61% of Vermonters believe that Trump will be convicted in at least one of these cases, down slightly since April (67%). More than three-quarters of Democrats (77%) believe that Trump will be convicted of at least one crime as a result of these cases but only 49% of Independents and 33% of Republicans agree. Democrats (-11 percentage points) are less likely than in April to think that Trump will be convicted in at least one case.

Believe Trump Will Be Convicted in at Least One Current Case - Change from April 2023 to August 2023 - by Selected Demographics



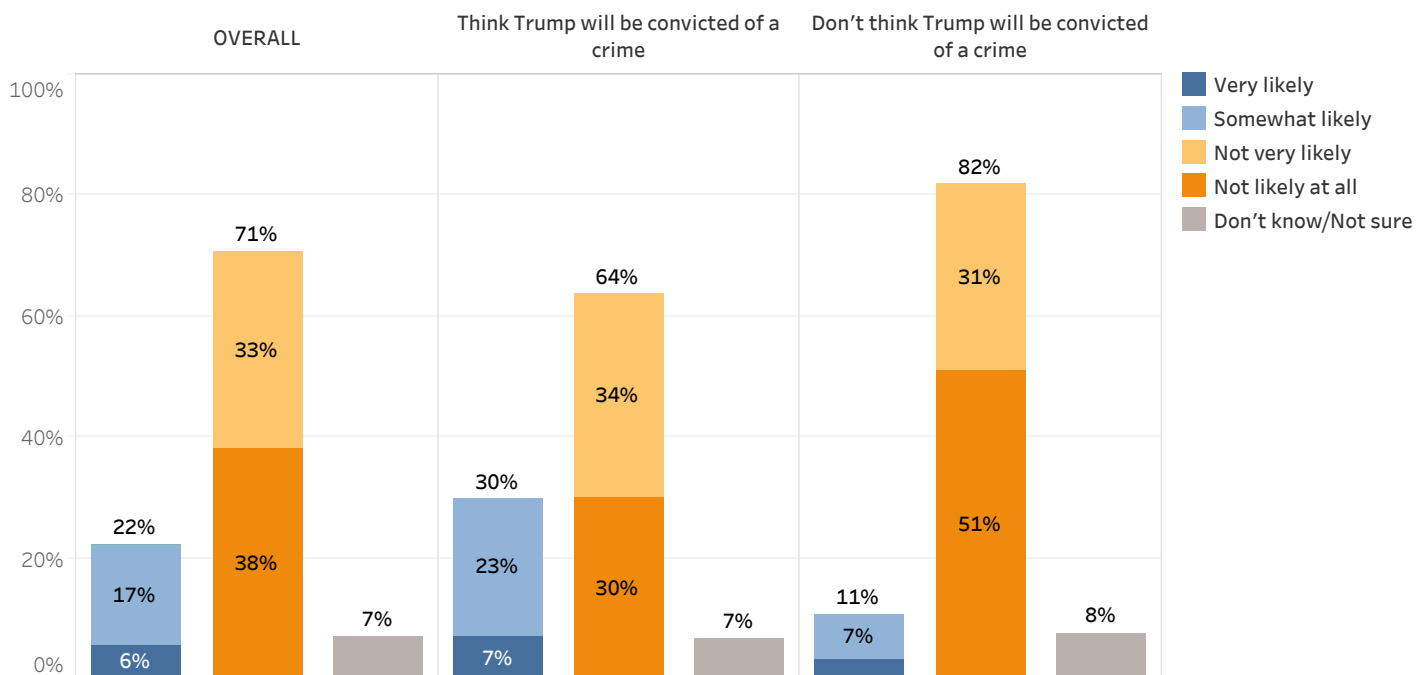
Overall, 57% of Vermont residents believe Trump committed at least one crime in these cases and will be convicted in at least one of these cases. Nineteen percent believe Trump committed a crime in at least one case, but will not be convicted in any of them, 4% believe he did not commit a crime in any of these cases but will be wrongfully convicted in at least one of them, and 19% think Trump did not commit a crime in any of these cases and will not be convicted in any of them. Most Democrats (77%) think Trump committed at least one crime and will be convicted as a result of at least one case, while a majority (52%) of Republicans think Trump did not commit a crime in any of the cases and will not be convicted as a result of any of them.

Combined Opinion on Trump Indictments



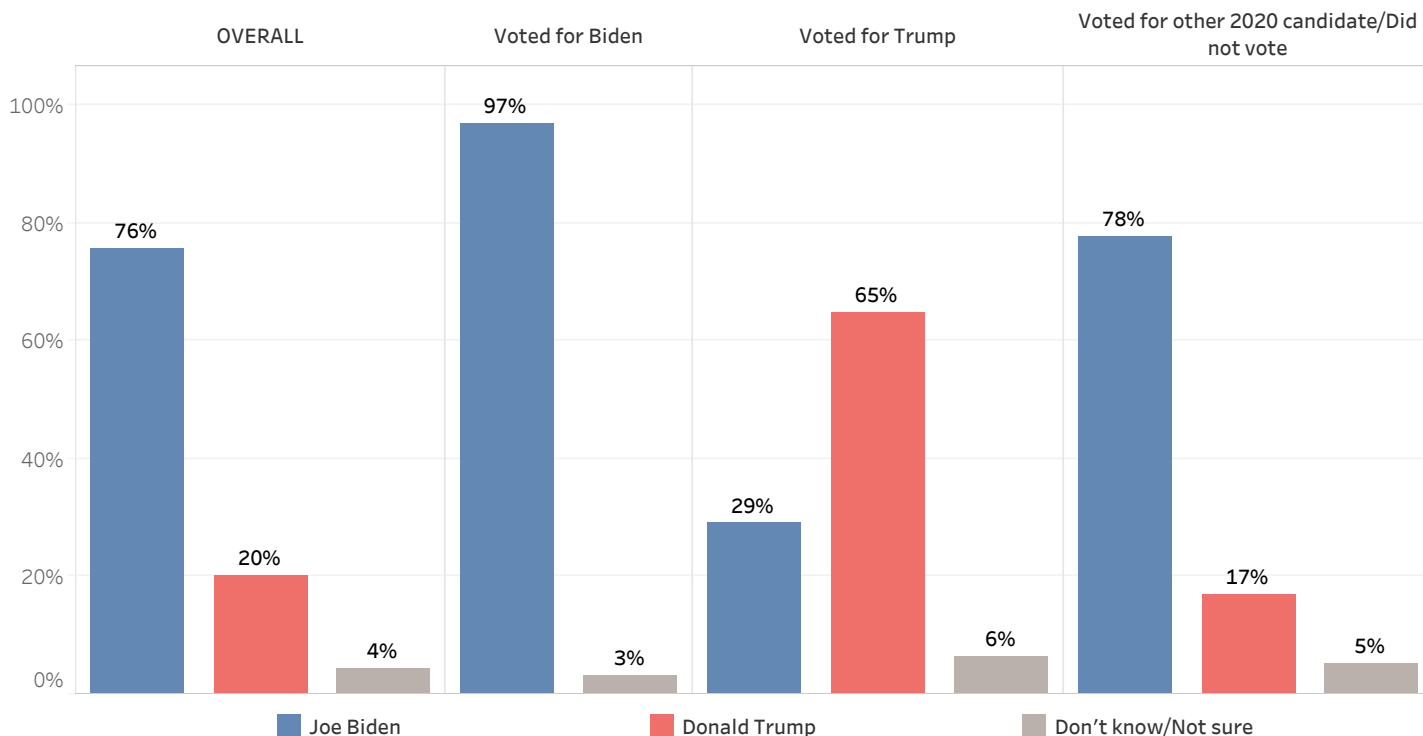
Only 22% of Vermont residents believe that Trump is very (6%) or somewhat (17%) likely to spend time in prison as a result of the current cases against him. Seventy-one percent think it is not very likely (33%) or not at all likely (38%) that this will happen while 7% are unsure. Among those who think Trump will be convicted of at least one crime (N=287), only 30% think it is very (7%) or somewhat (23%) likely that he will spend at least one day in jail.

Likelihood Trump Will Spend 1+ Days in Prison as Result of Current Cases - By Belief Trump Will Be Convicted of at Least One Crime



More than three-quarters (76%) of Vermonters believe that Joe Biden won the 2020 presidential election, 20% think that Donald Trump won the 2020 election, and 4% are unsure. Nearly all (97%) of those who voted for Biden believe that he won the election. Sixty-five percent of those who voted for Trump claim that he won the election while only 29% think Biden won and 6% are unsure. Most (78%) who voted for another candidate or did not vote in 2020 believe that Biden won the election.

Who Believe Won 2020 Presidential Election - By 2020 Vote

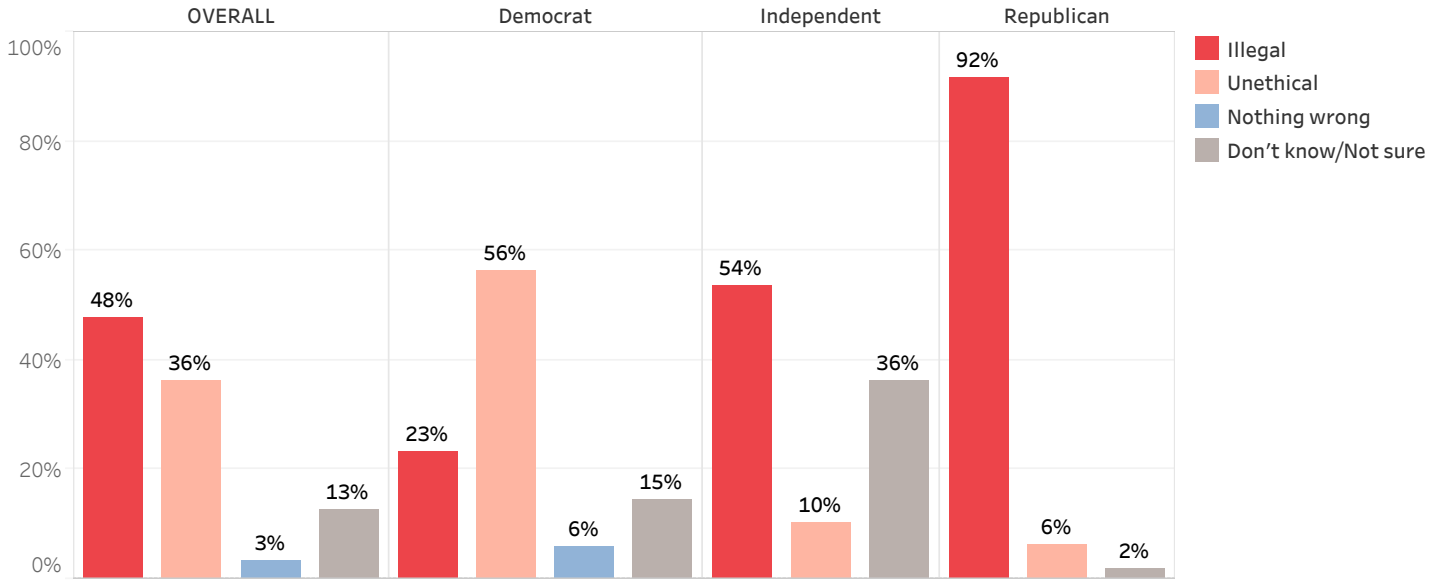


Hunter Biden Investigation

The House Oversight and Accountability Committee has been conducting an investigation into Hunter Biden's former business dealings. Only 40% of Vermonters say they have heard a lot about this investigation, 41% have heard some about it, 12% say they have not heard very much, and 7% have heard nothing at all about it.

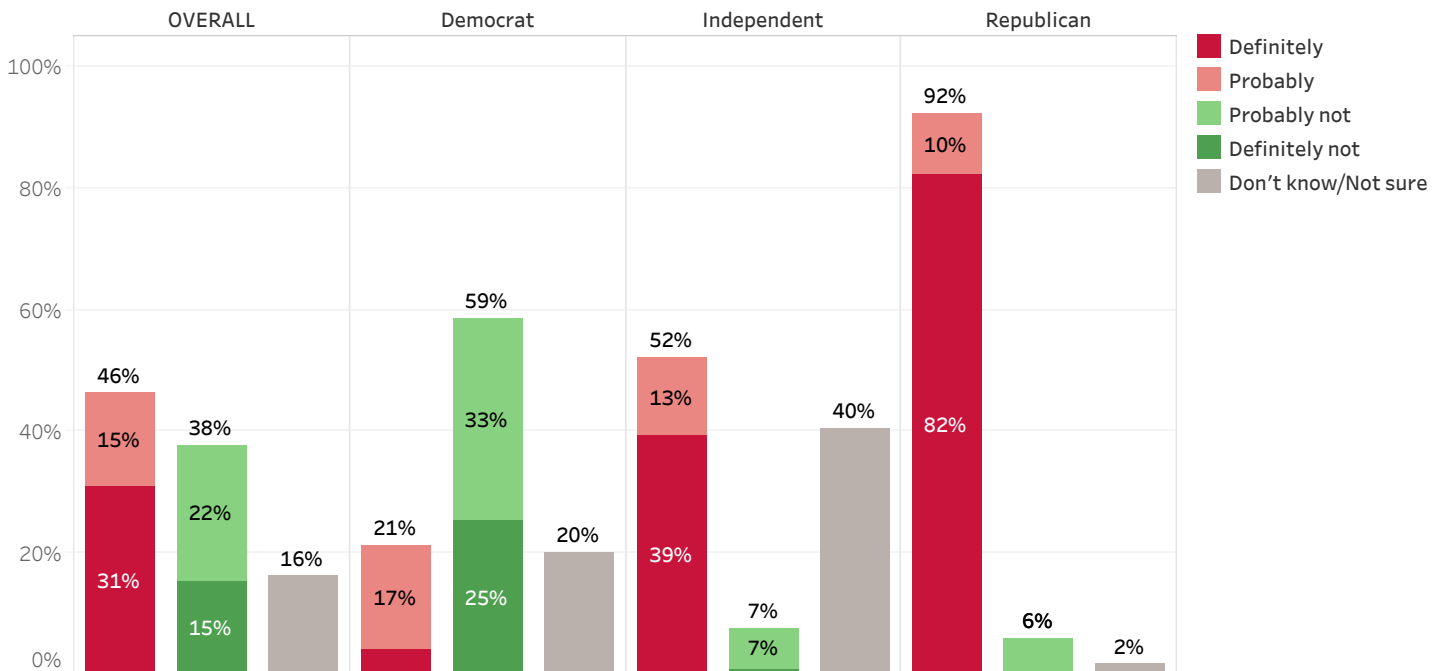
Based on what they have heard about the investigation, 48% of Vermonters believe that Hunter Biden has done something illegal, 36% believe he has done something unethical but not illegal, 3% think he has done nothing wrong, and 13% are unsure. Only 23% of Democrats think that Hunter Biden has done something illegal while a majority of Independents (54%) and the vast majority of Republicans (92%) think he has done something illegal.

Belief About What Hunter Biden Did - by Party ID



Forty-six percent of Vermonters think that Hunter Biden is definitely (31%) or probably (15%) receiving favorable treatment from U.S. prosecutors because he is Joe Biden's son. Thirty-eight percent think that Hunter Biden is probably not (22%) or definitely not (15%) receiving favorable treatment while 16% are unsure. More than nine in ten Republicans (92%) and a majority of Independents (52%) believe that Hunter Biden is receiving favorable treatment but only 21% of Democrats agree.

Believe Hunter Biden Receiving Favorable Treatment - by Party ID



Green Mountain State Poll Methodology

These findings are based on the latest Green Mountain State Poll, conducted by the University of New Hampshire Survey Center. Four hundred seventy-one (471) Green Mountain State Panel members completed the survey online between August 17 and August 21, 2023. The margin of sampling error for the survey is +/- 4.5 percent. These MSE's have not been adjusted for design effect. The response rate for the August 2023 Green Mountain State Poll is 17%. The design effect for the survey is 2.3%.

Data were weighted by respondent sex, age, education, and region of the state to targets from the most recent American Community Survey (ACS) conducted by the U.S. Census Bureau, as well as to 2020 election results in Vermont.

The Green Mountain State Panel is part of an effort by the University of New Hampshire Survey Center to investigate new ways of gathering and understanding the opinion of Vermont residents. Approximately 3,000 Vermont adults have been recruited from randomly-selected landline and cell phone numbers to participate in the panel. Panelists are then asked to participate in online surveys sponsored by the UNH Survey Center.

The number of respondents in each demographic below may not equal the number reported in cross-tabulation tables as some respondents choose not to answer some questions. Due to rounding, percentages may not sum to 100%.

For more information about the methodology used in the Green Mountain State Panel, contact Dr. Andrew Smith at (603) 862-2226 or by email at andrew.smith@unh.edu.

August 2023 Green Mountain State Poll Demographics

		%	N
Gender of Respondent	Men	49%	219
	Women	51%	226
Age of Respondent	18 to 34	27%	126
	35 to 49	19%	88
	50 to 64	29%	136
	65 and older	26%	120
Level of Education	High school or less	33%	154
	Tech school/Some college	27%	126
	College graduate	24%	112
	Postgraduate work	17%	79
Region of State	Central Vermont	20%	92
	Chittenden County	27%	124
	Northern Counties	22%	104
	Southern Vermont	31%	147
Party ID	Democrat	60%	282
	Independent	9%	41
	Republican	31%	144
2020 Pres Vote	Voted for Trump	31%	141
	Voted for Biden	66%	304
	Voted for other 2020 candidate	3%	12
Political Ideology	Socialist	17%	71
	Progressive	18%	76
	Liberal	19%	79
	Moderate	20%	84
	Conservative	24%	100
	Libertarian	3%	13

How Much Heard About Trump Manhattan (NY) "Hush Money" Case

Below, please indicate how much you have heard about each of the following investigations of former President Donald Trump - The Manhattan (NY) District Attorney's investigation into whether Trump committed crimes concerning "hush money" payments in 2016

		<u>A lot</u>	<u>Some</u>	<u>Not very much</u>	<u>Nothing at all</u>	<u>Don't know/Not sure</u>	<u>N</u>
STATEWIDE	August 2023	61%	31%	7%	0%	1%	470
Party ID	Democrat	57%	36%	6%	0%	0%	281
	Independent	76%	18%	6%		0%	41
	Republican	63%	28%	6%	1%	2%	144
Political Ideology	Socialist	49%	49%	2%			71
	Progressive	70%	28%	2%			76
	Liberal	55%	32%	10%	1%	1%	79
	Moderate	69%	21%	10%			84
	Conservative	66%	26%	8%			100
	Libertarian	83%	10%	0%	6%	0%	13
Age of Respondent	18 to 34	58%	37%	5%			126
	35 to 49	48%	39%	8%	1%	5%	88
	50 to 64	64%	30%	5%		0%	136
	65 and older	69%	21%	10%	0%		120
Gender of Respondent	Men	66%	28%	6%	0%		219
	Women	55%	34%	8%	0%	2%	225
Level of Education	High school or less	62%	27%	8%		2%	154
	Tech school/Some college	60%	37%	2%			126
	College graduate	62%	25%	11%	1%	1%	112
	Postgraduate work	56%	39%	5%	1%	0%	78
Region of State	Central Vermont	41%	51%	7%		1%	92
	Chittenden County	57%	40%	3%	0%		124
	Northern Counties	75%	15%	9%	0%	0%	104
	Southern Vermont	66%	22%	9%	0%	2%	147
2020 Pres Vote	Voted for Trump	65%	26%	7%	1%		141
	Voted for Biden	58%	35%	6%	0%	0%	303
	Voted for other 2020 candidate	93%	5%	1%		1%	12
	Did not vote in 2020	44%	7%	24%		25%	12

How Much Heard About Trump Federal Classified Documents Case

Below, please indicate how much you have heard about each of the following investigations of former President Donald Trump - A federal investigation into whether Trump illegally mishandled classified documents

		<u>A lot</u>	<u>Some</u>	<u>Not very much</u>	<u>Nothing at all</u>	<u>Don't know/Not sure</u>	<u>N</u>
STATEWIDE	August 2023	75%	21%	2%	0%	1%	470
Party ID	Democrat	77%	22%	1%	0%	0%	281
	Independent	77%	20%	4%			41
	Republican	72%	21%	4%	1%	2%	144
Political Ideology	Socialist	96%	4%				70
	Progressive	61%	39%	0%			76
	Liberal	78%	19%	2%		1%	79
	Moderate	80%	19%	0%			84
	Conservative	66%	29%	5%			100
	Libertarian	90%	4%	0%	6%		13
Age of Respondent	18 to 34	71%	29%				126
	35 to 49	73%	19%	3%	1%	5%	87
	50 to 64	73%	24%	3%			136
	65 and older	84%	11%	4%	0%		120
Gender of Respondent	Men	91%	6%	3%	0%		218
	Women	61%	35%	2%	0%	2%	226
Level of Education	High school or less	76%	17%	5%		2%	154
	Tech school/Some college	85%	15%				126
	College graduate	74%	22%	2%	1%	1%	112
	Postgraduate work	60%	38%	2%			79
Region of State	Central Vermont	71%	21%	6%		1%	92
	Chittenden County	67%	31%	1%	1%		124
	Northern Counties	93%	4%	3%	0%		104
	Southern Vermont	73%	24%	1%		2%	147
2020 Pres Vote	Voted for Trump	74%	20%	5%	1%		141
	Voted for Biden	77%	23%	1%		0%	303
	Voted for other 2020 candidate	96%	3%		1%		12
	Did not vote in 2020	44%	7%	24%		25%	12

How Much Heard About Trump Federal January 6th and 2020 Election Case

Below, please indicate how much you have heard about each of the following investigations of former President Donald Trump - A federal investigation into whether Trump tried to overturn the results of the 2020 election and aided the January 6th riot in Washington, D.C.

		<u>A lot</u>	<u>Some</u>	<u>Not very much</u>	<u>Nothing at all</u>	<u>Don't know/Not sure</u>	<u>N</u>
STATEWIDE	August 2023	78%	18%	3%	0%	1%	470
Party ID	Democrat	80%	18%	2%		0%	282
	Independent	82%	12%	6%			41
	Republican	74%	20%	4%	0%	2%	144
Political Ideology	Socialist	96%	4%	0%			71
	Progressive	70%	26%	4%			76
	Liberal	81%	16%	2%		1%	79
	Moderate	81%	18%	1%			84
	Conservative	68%	28%	5%			99
	Libertarian	88%	6%	2%	4%		13
Age of Respondent	18 to 34	77%	23%				126
	35 to 49	79%	11%	4%	1%	5%	88
	50 to 64	72%	23%	5%			135
	65 and older	84%	11%	4%			120
Gender of Respondent	Men	92%	4%	3%	0%		218
	Women	66%	29%	3%		2%	226
Level of Education	High school or less	76%	17%	5%		2%	154
	Tech school/Some college	91%	7%	2%			125
	College graduate	74%	21%	3%	0%	1%	112
	Postgraduate work	66%	32%	2%			79
Region of State	Central Vermont	73%	17%	9%		1%	92
	Chittenden County	72%	26%	2%	0%	0%	124
	Northern Counties	93%	4%	3%			104
	Southern Vermont	75%	23%	1%		2%	147
2020 Pres Vote	Voted for Trump	76%	19%	5%	0%		140
	Voted for Biden	80%	18%	2%		0%	304
	Voted for other 2020 candidate	93%	5%	1%		1%	12
	Did not vote in 2020	44%	7%	24%		25%	12

How Much Heard About Trump Georgia 2020 Election Interference Case

Below, please indicate how much you have heard about each of the following investigations of former President Donald Trump - An investigation in Georgia into whether Trump illegally interfered with the 2020 presidential election in Georgia

		<u>A lot</u>	<u>Some</u>	<u>Not very much</u>	<u>Nothing at all</u>	<u>Don't know/Not sure</u>	<u>N</u>
STATEWIDE	August 2023	69%	25%	3%	2%	1%	471
Party ID	Democrat	70%	26%	2%	2%		282
	Independent	60%	36%	4%			41
	Republican	69%	21%	6%	1%	3%	144
Political Ideology	Socialist	75%	25%				71
	Progressive	57%	39%	3%			76
	Liberal	74%	16%	2%	8%		79
	Moderate	75%	25%	0%			84
	Conservative	62%	28%	8%	1%	2%	100
	Libertarian	88%	6%	2%	4%		13
Age of Respondent	18 to 34	67%	26%	2%	5%		126
	35 to 49	55%	38%	3%	1%	3%	88
	50 to 64	71%	24%	3%	3%		136
	65 and older	79%	14%	5%	0%	1%	120
Gender of Respondent	Men	76%	21%	3%	1%		219
	Women	62%	29%	3%	4%	1%	226
Level of Education	High school or less	56%	37%	3%	2%	2%	154
	Tech school/Some college	85%	11%	2%	1%	1%	126
	College graduate	69%	23%	3%	6%		112
	Postgraduate work	66%	28%	6%	0%		79
Region of State	Central Vermont	68%	20%	12%	0%		92
	Chittenden County	60%	37%	2%	1%		124
	Northern Counties	75%	22%	1%	3%		104
	Southern Vermont	72%	20%	0%	4%	3%	147
2020 Pres Vote	Voted for Trump	71%	20%	7%	1%	1%	141
	Voted for Biden	71%	25%	1%	2%		304
	Voted for other 2020 candidate	17%	81%	2%			12
	Did not vote in 2020	44%	7%	0%	24%	25%	12

Believe Trump Committed a Crime in Manhattan (NY) "Hush Money" Case

Do you think that Donald Trump committed a crime in the following cases? The Manhattan (NY) District Attorney's investigation into whether Trump committed crimes concerning "hush money" payments in 2016

		<u>Definitely</u>	<u>Probably</u>	<u>Probably not</u>	<u>Definitely not</u>	<u>Don't know/Not sure</u>	<u>N</u>
STATEWIDE	August 2023	51%	19%	6%	20%	3%	463
Party ID	Democrat	74%	22%	0%		3%	279
	Independent	42%	14%	1%	34%	9%	41
	Republican	9%	14%	20%	55%	2%	140
Political Ideology	Socialist	77%	22%			2%	71
	Progressive	69%	30%		0%	1%	76
	Liberal	73%	25%	0%		2%	77
	Moderate	70%	13%	5%	3%	10%	84
	Conservative	4%	17%	20%	57%	2%	98
	Libertarian	3%	1%	8%	88%	0%	12
Age of Respondent	18 to 34	47%	28%	6%	19%		126
	35 to 49	53%	17%	5%	20%	4%	83
	50 to 64	60%	12%	9%	17%	2%	135
	65 and older	45%	21%	4%	22%	8%	118
Gender of Respondent	Men	43%	20%	3%	30%	4%	217
	Women	60%	17%	10%	10%	3%	220
Level of Education	High school or less	50%	10%	6%	30%	4%	151
	Tech school/Some college	49%	22%	5%	23%	2%	125
	College graduate	45%	25%	11%	13%	5%	110
	Postgraduate work	66%	28%	1%	3%	3%	78
Region of State	Central Vermont	52%	33%	1%	13%	0%	91
	Chittenden County	69%	14%	2%	11%	3%	123
	Northern Counties	37%	13%	9%	35%	6%	104
	Southern Vermont	47%	19%	10%	20%	3%	143
2020 Pres Vote	Voted for Trump	1%	11%	18%	65%	5%	139
	Voted for Biden	74%	22%	0%	0%	3%	301
	Voted for other 2020 candidate	81%	4%	15%	0%	1%	12
	Did not vote in 2020	31%	58%	10%		1%	9

Believe Trump Committed a Crime in Federal Classified Documents Case

Do you think that Donald Trump committed a crime in the following cases? A federal investigation into whether Trump illegally mishandled classified documents

		<u>Definitely</u>	<u>Probably</u>	<u>Probably not</u>	<u>Definitely not</u>	<u>Don't know/Not sure</u>	<u>N</u>
STATEWIDE	August 2023	62%	12%	4%	20%	1%	465
Party ID	Democrat	90%	10%	0%		0%	280
	Independent	51%	8%	1%	34%	6%	41
	Republican	12%	17%	14%	56%	1%	141
Political Ideology	Socialist	94%	6%				70
	Progressive	87%	12%		0%		76
	Liberal	86%	14%				78
	Moderate	83%	9%	4%	3%	1%	84
	Conservative	9%	20%	11%	60%	2%	99
	Libertarian	3%	6%	10%	80%	0%	12
Age of Respondent	18 to 34	59%	22%	2%	17%		126
	35 to 49	63%	6%	9%	20%	3%	82
	50 to 64	68%	6%	3%	23%	1%	136
	65 and older	60%	14%	6%	20%	1%	119
Gender of Respondent	Men	59%	14%	2%	25%	0%	217
	Women	66%	9%	6%	17%	2%	221
Level of Education	High school or less	57%	7%	1%	36%		151
	Tech school/Some college	64%	14%	9%	13%	0%	126
	College graduate	58%	16%	3%	20%	3%	109
	Postgraduate work	77%	15%	6%	1%	1%	79
Region of State	Central Vermont	75%	8%	5%	12%	0%	91
	Chittenden County	74%	12%	2%	11%	1%	124
	Northern Counties	48%	18%	1%	33%	0%	103
	Southern Vermont	55%	12%	8%	24%	1%	143
2020 Pres Vote	Voted for Trump	4%	14%	13%	66%	3%	140
	Voted for Biden	90%	10%	0%			302
	Voted for other 2020 candidate	83%	2%	9%	4%	2%	12
	Did not vote in 2020	31%	65%		4%	0%	9

Believe Trump Committed a Crime in Federal January 6th and 2020 Election Case

Do you think that Donald Trump committed a crime in the following cases? A federal investigation into whether Trump tried to overturn the results of the 2020 election and aided the January 6th riot in Washington, D.C.

		<u>Definitely</u>	<u>Probably</u>	<u>Probably not</u>	<u>Definitely not</u>	<u>Don't know/Not sure</u>	<u>N</u>
STATEWIDE	August 2023	60%	13%	4%	22%	1%	465
Party ID	Democrat	88%	12%				280
	Independent	49%	8%	4%	33%	6%	41
	Republican	10%	14%	11%	64%	0%	140
Political Ideology	Socialist	84%	16%				71
	Progressive	81%	18%		0%		76
	Liberal	88%	12%				78
	Moderate	87%	3%	4%	5%	0%	84
	Conservative	5%	17%	10%	67%	1%	98
	Libertarian	2%	3%	5%	90%	0%	13
Age of Respondent	18 to 34	49%	28%	3%	20%		126
	35 to 49	61%	6%	10%	19%	3%	83
	50 to 64	69%	5%	1%	25%	0%	135
	65 and older	62%	10%	4%	23%	0%	120
Gender of Respondent	Men	58%	11%	3%	28%	0%	217
	Women	60%	15%	5%	18%	1%	221
Level of Education	High school or less	57%	7%	1%	36%		151
	Tech school/Some college	66%	10%	7%	17%		125
	College graduate	41%	28%	4%	25%	3%	110
	Postgraduate work	85%	8%	4%	3%	1%	79
Region of State	Central Vermont	67%	15%	4%	13%		91
	Chittenden County	71%	12%	2%	14%	1%	124
	Northern Counties	46%	16%	1%	37%		104
	Southern Vermont	56%	10%	7%	25%	1%	143
2020 Pres Vote	Voted for Trump	1%	12%	11%	74%	2%	139
	Voted for Biden	88%	12%	0%			303
	Voted for other 2020 candidate	81%	4%	11%	4%		12
	Did not vote in 2020	49%	41%	6%	4%	0%	9

Believe Trump Committed a Crime in Georgia 2020 Election Interference Case

Do you think that Donald Trump committed a crime in the following cases? An investigation in Georgia into whether Trump illegally interfered with the 2020 presidential election in Georgia

		<u>Definitely</u>	<u>Probably</u>	<u>Probably not</u>	<u>Definitely not</u>	<u>Don't know/Not sure</u>	<u>N</u>
STATEWIDE	August 2023	65%	8%	5%	21%	1%	454
Party ID	Democrat	96%	4%			0%	275
	Independent	43%	15%	2%	33%	7%	41
	Republican	9%	14%	15%	61%	1%	137
Political Ideology	Socialist	95%	5%				71
	Progressive	92%	8%		0%		76
	Liberal	95%	4%			1%	73
	Moderate	86%	5%	3%	4%	1%	84
	Conservative	4%	18%	14%	62%	2%	95
	Libertarian	2%	3%	5%	90%	0%	13
Age of Respondent	18 to 34	63%	13%	6%	18%		120
	35 to 49	62%	6%	9%	19%	3%	84
	50 to 64	71%	1%	1%	25%	1%	132
	65 and older	61%	11%	4%	22%	1%	117
Gender of Respondent	Men	57%	12%	4%	26%	0%	216
	Women	70%	4%	6%	18%	2%	213
Level of Education	High school or less	58%	5%	1%	36%		148
	Tech school/Some college	65%	13%	8%	15%		122
	College graduate	59%	8%	7%	22%	4%	105
	Postgraduate work	86%	6%	4%	3%	2%	79
Region of State	Central Vermont	74%	9%	5%	13%		92
	Chittenden County	80%	5%	2%	12%	2%	122
	Northern Counties	47%	14%	4%	35%	1%	101
	Southern Vermont	60%	4%	8%	26%	2%	136
2020 Pres Vote	Voted for Trump	0%	12%	14%	71%	3%	136
	Voted for Biden	94%	5%			0%	297
	Voted for other 2020 candidate	79%	5%	11%	4%	1%	12
	Did not vote in 2020	71%	14%	9%	6%	1%	6

Likelihood Trump Will Be Convicted in Manhattan (NY) "Hush Money" Case

How likely do you think it is that Donald Trump will be convicted of a crime in the following cases? The Manhattan (NY) District Attorney's investigation into whether Trump committed crimes concerning "hush money" payments in 2016

		<u>Very likely</u>	<u>Somewhat likely</u>	<u>Not very likely</u>	<u>Not likely at all</u>	<u>Don't know/Not sure</u>	<u>N</u>
STATEWIDE	August 2023	12%	30%	31%	21%	5%	464
Party ID	Democrat	15%	37%	31%	11%	6%	279
	Independent	24%	10%	26%	34%	6%	41
	Republican	5%	21%	31%	39%	4%	141
Political Ideology	Socialist	2%	19%	53%	23%	4%	71
	Progressive	26%	38%	17%	9%	10%	76
	Liberal	33%	35%	26%	2%	4%	77
	Moderate	5%	56%	31%	4%	4%	84
	Conservative	4%	19%	38%	35%	4%	99
	Libertarian	2%	3%	10%	82%	4%	12
Age of Respondent	18 to 34	10%	25%	31%	28%	6%	126
	35 to 49	4%	18%	32%	38%	8%	83
	50 to 64	22%	38%	21%	18%	2%	135
	65 and older	10%	37%	41%	7%	5%	119
Gender of Respondent	Men	10%	24%	37%	28%	1%	218
	Women	15%	37%	26%	13%	9%	220
Level of Education	High school or less	17%	32%	24%	27%		151
	Tech school/Some college	11%	17%	44%	23%	5%	126
	College graduate	9%	43%	29%	13%	6%	110
	Postgraduate work	11%	33%	23%	19%	14%	78
Region of State	Central Vermont	11%	44%	40%	3%	2%	91
	Chittenden County	7%	33%	26%	27%	8%	124
	Northern Counties	14%	23%	26%	36%	1%	104
	Southern Vermont	17%	26%	31%	18%	8%	143
2020 Pres Vote	Voted for Trump	4%	13%	29%	49%	6%	140
	Voted for Biden	14%	40%	32%	10%	5%	301
	Voted for other 2020 candidate	77%	11%	7%	4%	1%	12
	Did not vote in 2020	1%	31%	31%	6%	30%	9

Likelihood Trump Will Be Convicted in Federal Classified Documents Case

How likely do you think it is that Donald Trump will be convicted of a crime in the following cases? A federal investigation into whether Trump illegally mishandled classified documents

		<u>Very likely</u>	<u>Somewhat likely</u>	<u>Not very likely</u>	<u>Not likely at all</u>	<u>Don't know/Not sure</u>	<u>N</u>
STATEWIDE	August 2023	27%	25%	23%	19%	6%	465
Party ID	Democrat	38%	27%	17%	10%	8%	280
	Independent	35%	10%	11%	34%	9%	41
	Republican	3%	24%	39%	34%	1%	141
Political Ideology	Socialist	20%	10%	44%	22%	4%	70
	Progressive	40%	22%	7%	9%	22%	76
	Liberal	35%	48%	12%	2%	3%	78
	Moderate	55%	32%	9%	2%	2%	84
	Conservative	1%	24%	37%	35%	2%	99
	Libertarian	3%	4%	13%	76%	4%	12
Age of Respondent	18 to 34	23%	13%	30%	20%	13%	126
	35 to 49	13%	17%	23%	42%	6%	82
	50 to 64	32%	34%	15%	17%	2%	136
	65 and older	34%	33%	25%	5%	2%	119
Gender of Respondent	Men	33%	18%	26%	23%	1%	217
	Women	21%	34%	21%	14%	11%	221
Level of Education	High school or less	32%	23%	18%	27%		151
	Tech school/Some college	24%	21%	37%	17%	2%	126
	College graduate	23%	32%	17%	12%	15%	109
	Postgraduate work	26%	24%	20%	18%	12%	79
Region of State	Central Vermont	44%	28%	25%	2%	0%	91
	Chittenden County	24%	17%	17%	27%	16%	124
	Northern Counties	24%	17%	33%	25%	1%	103
	Southern Vermont	20%	35%	21%	19%	5%	143
2020 Pres Vote	Voted for Trump	2%	17%	35%	43%	3%	140
	Voted for Biden	37%	29%	18%	9%	7%	302
	Voted for other 2020 candidate	78%	13%	4%	4%	2%	12
	Did not vote in 2020	1%	31%	31%	6%	30%	9

Likelihood Trump Will Be Convicted in Federal January 6th and 2020 Election Case

How likely do you think it is that Donald Trump will be convicted of a crime in the following cases? A federal investigation into whether Trump tried to overturn the results of the 2020 election and aided the January 6th riot in Washington, D.C.

		<u>Very likely</u>	<u>Somewhat likely</u>	<u>Not very likely</u>	<u>Not likely at all</u>	<u>Don't know/Not sure</u>	<u>N</u>
STATEWIDE	August 2023	26%	28%	20%	20%	6%	465
Party ID	Democrat	34%	34%	14%	10%	8%	280
	Independent	34%	11%	13%	33%	9%	41
	Republican	7%	21%	35%	36%	1%	140
Political Ideology	Socialist	7%	39%	28%	22%	4%	71
	Progressive	39%	25%	6%	9%	22%	76
	Liberal	41%	41%	14%	1%	3%	78
	Moderate	57%	28%	11%	2%	3%	84
	Conservative	1%	27%	32%	38%	2%	98
	Libertarian	3%	3%	8%	82%	4%	13
Age of Respondent	18 to 34	12%	36%	16%	23%	13%	126
	35 to 49	7%	23%	24%	41%	6%	83
	50 to 64	47%	17%	18%	17%	2%	135
	65 and older	29%	38%	24%	5%	3%	120
Gender of Respondent	Men	22%	36%	18%	23%	1%	217
	Women	31%	22%	21%	15%	11%	221
Level of Education	High school or less	40%	15%	18%	27%		151
	Tech school/Some college	19%	36%	26%	17%	2%	125
	College graduate	14%	41%	19%	11%	15%	110
	Postgraduate work	26%	24%	17%	21%	11%	79
Region of State	Central Vermont	27%	42%	23%	7%	1%	91
	Chittenden County	23%	17%	17%	27%	16%	124
	Northern Counties	17%	38%	18%	26%	1%	104
	Southern Vermont	34%	22%	22%	18%	5%	143
2020 Pres Vote	Voted for Trump	2%	19%	31%	45%	3%	139
	Voted for Biden	36%	33%	15%	9%	7%	302
	Voted for other 2020 candidate	78%	14%	3%	4%	1%	12
	Did not vote in 2020	1%	49%	14%	6%	30%	9

Likelihood Trump Will Be Convicted in Georgia 2020 Election Interference Case

How likely do you think it is that Donald Trump will be convicted of a crime in the following cases? An investigation in Georgia into whether Trump illegally interfered with the 2020 presidential election in Georgia

		<u>Very likely</u>	<u>Somewhat likely</u>	<u>Not very likely</u>	<u>Not likely at all</u>	<u>Don't know/Not sure</u>	<u>N</u>
STATEWIDE	August 2023	28%	28%	18%	20%	6%	455
Party ID	Democrat	39%	31%	11%	10%	8%	275
	Independent	34%	11%	12%	33%	9%	41
	Republican	3%	27%	34%	36%	1%	138
Political Ideology	Socialist	8%	47%	20%	22%	4%	71
	Progressive	45%	21%	4%	8%	22%	76
	Liberal	59%	21%	15%	1%	3%	72
	Moderate	45%	43%	7%	3%	1%	84
	Conservative	1%	27%	32%	37%	2%	96
	Libertarian	3%	4%	13%	76%	4%	13
Age of Respondent	18 to 34	18%	28%	16%	24%	14%	120
	35 to 49	7%	29%	17%	41%	6%	84
	50 to 64	40%	28%	14%	17%	2%	132
	65 and older	39%	29%	26%	4%	2%	118
Gender of Respondent	Men	29%	31%	16%	23%	1%	217
	Women	28%	24%	22%	15%	12%	212
Level of Education	High school or less	37%	17%	18%	28%		148
	Tech school/Some college	19%	39%	23%	16%	2%	123
	College graduate	22%	34%	16%	12%	15%	105
	Postgraduate work	31%	23%	14%	20%	12%	78
Region of State	Central Vermont	38%	33%	21%	7%	1%	92
	Chittenden County	20%	27%	12%	26%	16%	122
	Northern Counties	27%	29%	18%	26%	1%	101
	Southern Vermont	29%	24%	23%	19%	5%	136
2020 Pres Vote	Voted for Trump	2%	19%	31%	45%	4%	137
	Voted for Biden	38%	34%	12%	9%	7%	297
	Voted for other 2020 candidate	77%	13%	5%	4%	1%	12
	Did not vote in 2020	27%		20%	9%	44%	6

Likelihood Trump Will Spend 1+ Days in Prison as Result of Current Cases

How likely do you think it is that Donald Trump will serve at least one day in prison as a result of one of these cases?

		<u>Very likely</u>	<u>Somewhat likely</u>	<u>Not very likely</u>	<u>Not likely at all</u>	<u>Don't know/Not sure</u>	<u>N</u>
STATEWIDE	August 2023	6%	17%	33%	38%	7%	467
Party ID	Democrat	8%	14%	35%	36%	6%	281
	Independent	3%	7%	13%	66%	11%	41
	Republican	2%	24%	32%	35%	8%	141
Political Ideology	Socialist	2%	22%	44%	32%	0%	71
	Progressive	19%	10%	20%	45%	5%	76
	Liberal	4%	14%	32%	46%	4%	79
	Moderate	4%	19%	40%	24%	14%	84
	Conservative		13%	38%	38%	11%	100
	Libertarian	16%	1%	3%	76%	4%	13
Age of Respondent	18 to 34	6%	27%	36%	31%		126
	35 to 49	3%	13%	19%	55%	10%	84
	50 to 64	5%	11%	40%	40%	4%	136
	65 and older	8%	15%	30%	31%	15%	120
Gender of Respondent	Men	3%	26%	27%	37%	7%	218
	Women	8%	10%	39%	36%	8%	223
Level of Education	High school or less		11%	27%	55%	8%	151
	Tech school/Some college	6%	29%	36%	24%	4%	126
	College graduate	4%	16%	37%	36%	7%	112
	Postgraduate work	18%	9%	32%	31%	10%	79
Region of State	Central Vermont	6%	31%	43%	20%	1%	92
	Chittenden County	7%	11%	19%	49%	14%	124
	Northern Counties	4%	22%	32%	36%	6%	104
	Southern Vermont	6%	7%	38%	42%	6%	144
2020 Pres Vote	Voted for Trump	2%	18%	29%	42%	10%	140
	Voted for Biden	8%	17%	34%	35%	6%	303
	Voted for other 2020 candidate	2%	1%	7%	90%	0%	12
	Did not vote in 2020	1%	18%	65%	16%	0%	9

Who Believe Won 2020 Presidential Election

Who do you believe won the 2020 presidential election?

		<u>Joe Biden</u>	<u>Donald Trump</u>	<u>Don't know/Not sure</u>	<u>N</u>
STATEWIDE	August 2023	76%	20%	4%	471
Party ID	Democrat	97%		3%	282
	Independent	57%	32%	11%	41
	Republican	38%	57%	5%	144
Political Ideology	Socialist	100%			71
	Progressive	98%	1%	0%	76
	Liberal	91%		9%	79
	Moderate	92%	3%	4%	84
	Conservative	36%	60%	4%	100
	Libertarian	73%	18%	9%	13
Age of Respondent	18 to 34	81%	14%	5%	126
	35 to 49	70%	25%	6%	88
	50 to 64	74%	25%	1%	136
	65 and older	75%	19%	6%	120
Gender of Respondent	Men	77%	20%	3%	219
	Women	73%	21%	6%	225
Level of Education	High school or less	65%	34%	1%	154
	Tech school/Some college	77%	20%	3%	126
	College graduate	74%	14%	11%	112
	Postgraduate work	96%	1%	3%	79
Region of State	Central Vermont	91%	7%	1%	92
	Chittenden County	89%	7%	4%	124
	Northern Counties	66%	32%	2%	104
	Southern Vermont	61%	31%	8%	147
2020 Pres Vote	Voted for Trump	29%	65%	6%	141
	Voted for Biden	97%		3%	304
	Voted for other 2020 candidate	90%	0%	10%	12
	Did not vote in 2020	65%	35%		12

How Much Heard About Hunter Biden Investigation

How much have you heard about an investigation by the House Oversight and Accountability Committee into Hunter Biden's former business dealings?

		<u>A lot</u>	<u>Some</u>	<u>Not very much</u>	<u>Nothing at all</u>	<u>Don't know/Not sure</u>	<u>N</u>
STATEWIDE	August 2023	40%	41%	12%	7%	1%	471
Party ID	Democrat	28%	48%	16%	8%		282
	Independent	45%	49%	6%			41
	Republican	61%	26%	7%	4%	2%	144
Political Ideology	Socialist	34%	26%	19%	21%		71
	Progressive	22%	62%	16%			76
	Liberal	26%	54%	10%	10%		79
	Moderate	42%	43%	15%			84
	Conservative	52%	37%	6%	5%		100
	Libertarian	79%	11%	7%	4%		13
Age of Respondent	18 to 34	40%	39%	16%	5%		126
	35 to 49	31%	35%	12%	19%	4%	88
	50 to 64	31%	60%	7%	2%		136
	65 and older	56%	26%	14%	4%		120
Gender of Respondent	Men	58%	20%	13%	10%		219
	Women	23%	59%	12%	4%	1%	226
Level of Education	High school or less	34%	43%	6%	15%	2%	154
	Tech school/Some college	62%	25%	13%			126
	College graduate	36%	44%	13%	8%		112
	Postgraduate work	20%	58%	21%		1%	79
Region of State	Central Vermont	35%	39%	20%	6%		92
	Chittenden County	32%	45%	10%	13%		124
	Northern Counties	66%	20%	12%	3%		104
	Southern Vermont	31%	53%	9%	4%	2%	147
2020 Pres Vote	Voted for Trump	64%	27%	5%	4%		141
	Voted for Biden	30%	48%	15%	8%	0%	304
	Voted for other 2020 candidate	9%	80%	10%	1%		12
	Did not vote in 2020	43%	1%	7%	24%	25%	12

Belief About What Hunter Biden Did

Based on what you have heard about this investigation, do you think Hunter Biden has done something illegal, has done something unethical but not illegal, or has done nothing wrong?

		<u>Illegal</u>	<u>Unethical</u>	<u>Nothing wrong</u>	<u>Don't know/Not sure</u>	<u>N</u>
STATEWIDE	August 2023	48%	36%	3%	13%	437
Party ID	Democrat	23%	56%	6%	15%	258
	Independent	54%	10%		36%	41
	Republican	92%	6%		2%	136
Political Ideology	Socialist	28%	35%	25%	12%	56
	Progressive	13%	51%	0%	35%	76
	Liberal	19%	66%	0%	14%	72
	Moderate	33%	58%	0%	8%	84
	Conservative	97%	1%		2%	95
	Libertarian	100%				13
Age of Respondent	18 to 34	48%	27%	12%	14%	120
	35 to 49	53%	25%		22%	68
	50 to 64	37%	54%	0%	9%	133
	65 and older	56%	33%	1%	10%	115
Gender of Respondent	Men	55%	30%	6%	10%	197
	Women	44%	41%	2%	14%	212
Level of Education	High school or less	48%	43%		9%	129
	Tech school/Some college	52%	28%	9%	11%	126
	College graduate	52%	34%	0%	14%	104
	Postgraduate work	34%	41%	5%	20%	79
Region of State	Central Vermont	36%	55%	0%	8%	87
	Chittenden County	36%	45%	0%	18%	108
	Northern Counties	64%	14%	11%	11%	101
	Southern Vermont	52%	35%	2%	11%	137
2020 Pres Vote	Voted for Trump	99%	0%		1%	136
	Voted for Biden	24%	55%	5%	15%	280
	Voted for other 2020 candidate	20%	2%		78%	12
	Did not vote in 2020	55%	45%			6

Believe Hunter Biden Receiving Favorable Treatment

Generally speaking, do you believe that Hunter Biden is receiving favorable treatment from U.S. prosecutors because he is Joe Biden's son?

		<u>Definitely</u>	<u>Probably</u>	<u>Probably not</u>	<u>Definitely not</u>	<u>Don't know/Not sure</u>	<u>N</u>
STATEWIDE	August 2023	31%	15%	22%	15%	16%	467
Party ID	Democrat	4%	17%	33%	25%	20%	281
	Independent	39%	13%	7%	1%	40%	41
	Republican	82%	10%	6%		2%	142
Political Ideology	Socialist	0%	12%	35%	18%	35%	71
	Progressive	2%	7%	43%	16%	32%	76
	Liberal	8%	38%	29%	15%	10%	79
	Moderate	11%	10%	25%	39%	16%	84
	Conservative	87%	10%	1%		2%	100
	Libertarian	94%	5%	1%			13
Age of Respondent	18 to 34	39%	4%	23%	16%	18%	126
	35 to 49	23%	21%	20%	6%	30%	85
	50 to 64	29%	22%	22%	20%	7%	136
	65 and older	30%	15%	22%	17%	16%	120
Gender of Respondent	Men	37%	9%	25%	12%	18%	219
	Women	27%	23%	16%	19%	15%	223
Level of Education	High school or less	37%	15%	11%	16%	21%	151
	Tech school/Some college	29%	21%	22%	14%	14%	126
	College graduate	36%	9%	32%	11%	12%	112
	Postgraduate work	15%	14%	32%	23%	16%	79
Region of State	Central Vermont	18%	10%	22%	31%	19%	92
	Chittenden County	20%	6%	35%	11%	28%	124
	Northern Counties	50%	11%	18%	6%	15%	104
	Southern Vermont	36%	30%	15%	17%	3%	144
2020 Pres Vote	Voted for Trump	90%	9%			1%	141
	Voted for Biden	5%	18%	34%	23%	21%	303
	Voted for other 2020 candidate	18%	2%	4%		76%	12
	Did not vote in 2020	20%	49%	1%	30%		9