

April 22, 2020

GRANITE STATERS APPROVE OF SUNUNU'S HANDLING OF CORONAVIRUS, STAY AT HOME ORDER

By: Sean P. McKinley, M.A.
Zachary S. Azem, M.A.
Andrew E. Smith, Ph.D.

andrew.smith@unh.edu
603-862-2226
cola.unh.edu/unh-survey-center

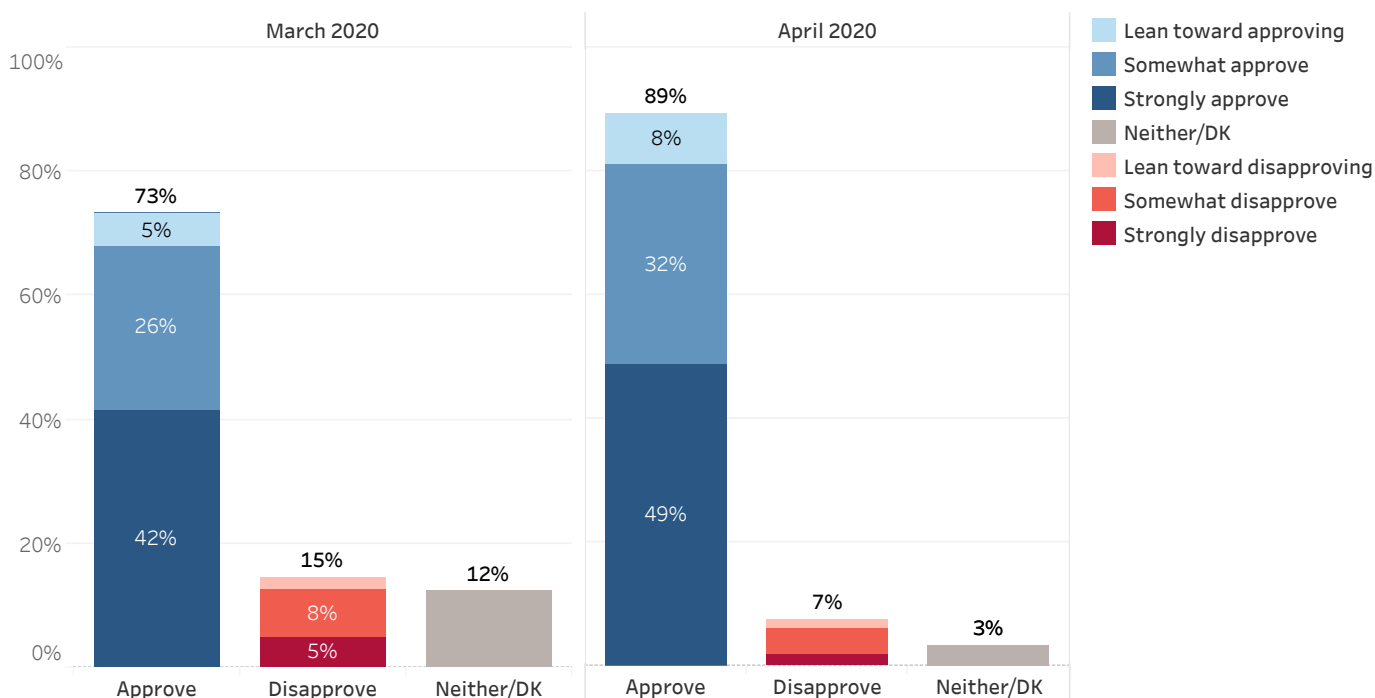
DURHAM, NH - Nine in ten Granite Staters approve of the job Governor Chris Sununu has done handling the coronavirus (COVID-19) situation. A similarly large majority support Sununu's "stay at home" order for the state. Granite Staters say maintaining the stay at home order is more important than re-opening the NH economy by a two-to-one margin. Majorities of Granite Staters believe that state beaches, gyms, and churches should be closed during the stay at home order, while a plurality believe that state parks should stay open during the order.

These findings are based on the latest **Granite State Panel*** survey, conducted by the University of New Hampshire Survey Center. One thousand and one hundred fifty-five (1,155) Granite State Panel members completed the survey online between April 16 and April 20, 2020. Data were weighted by respondent sex, age, education, and region of the state to targets from the most recent American Community Survey (ACS) conducted by the U.S. Census Bureau, as well as party registration levels provided by the New Hampshire Secretary of State. The Granite State Panel is part of an effort by the University of New Hampshire Survey Center to investigate new ways of gathering and understanding the opinion of New Hampshire residents. Granite State Panel members are recruited from randomly-selected landline and cell phone numbers across New Hampshire and surveys are sent periodically to panel members.

Handling of Coronavirus (COVID-19) Situation by Governor Sununu

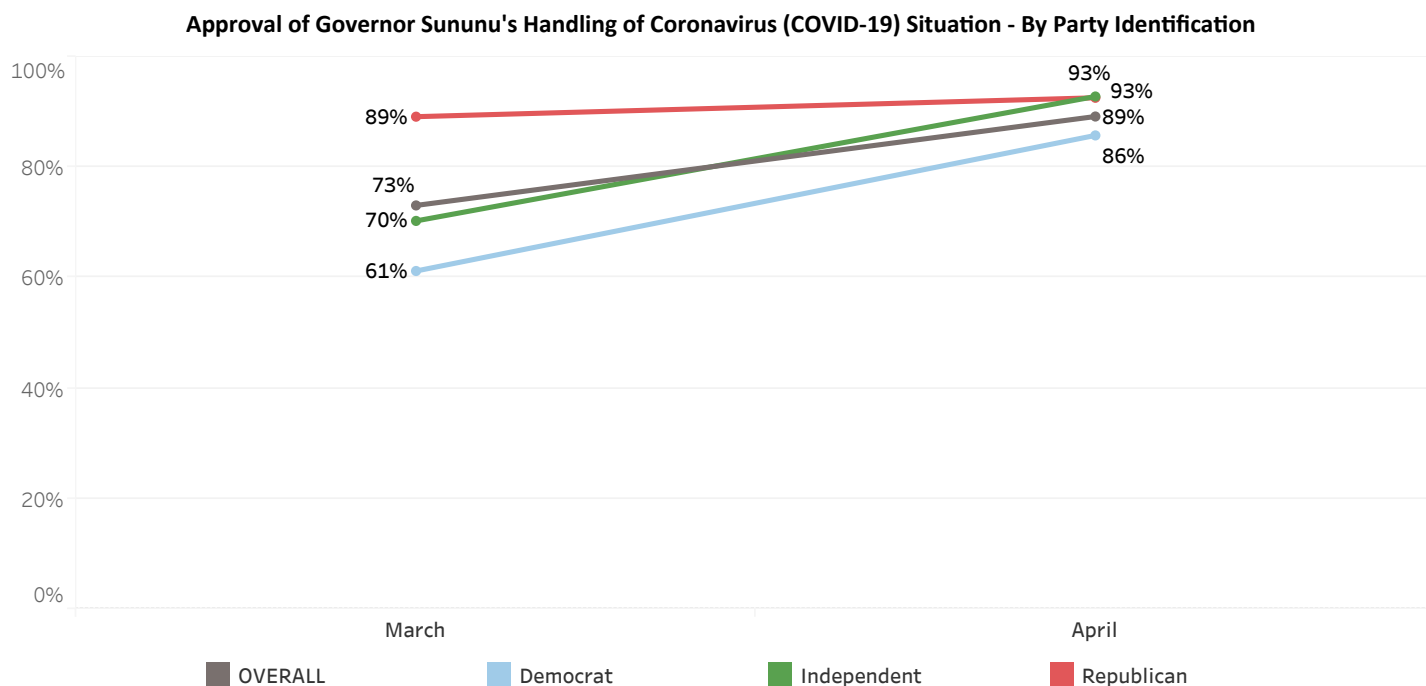
Nearly nine in ten New Hampshire residents (89%) approve of Governor Sununu's handling of the coronavirus (COVID-19) situation while just 7% disapprove and 3% neither approve nor disapprove or don't know. Approval of Sununu's handling of the situation has increased by sixteen percentage points since March (73%).

Approval of Governor Sununu's Handling of Coronavirus (COVID-19) Situation



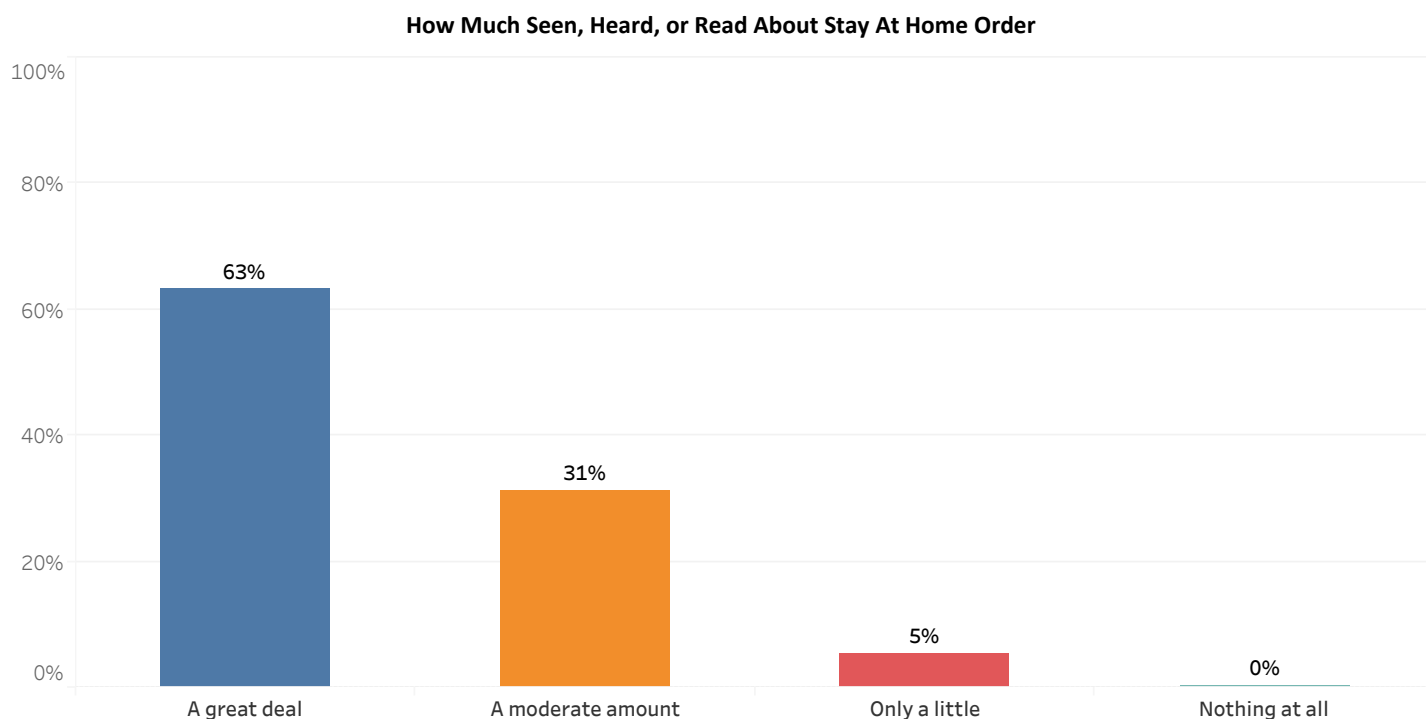
* We ask that this copyrighted information be referred to as *the Granite State Panel*, conducted by the University of New Hampshire Survey Center.

Large majorities of Republicans (93%), Independents (93%), and Democrats (86%) all approve of Sununu's handling of the coronavirus situation. Approval had differed much more along partisan lines in March.

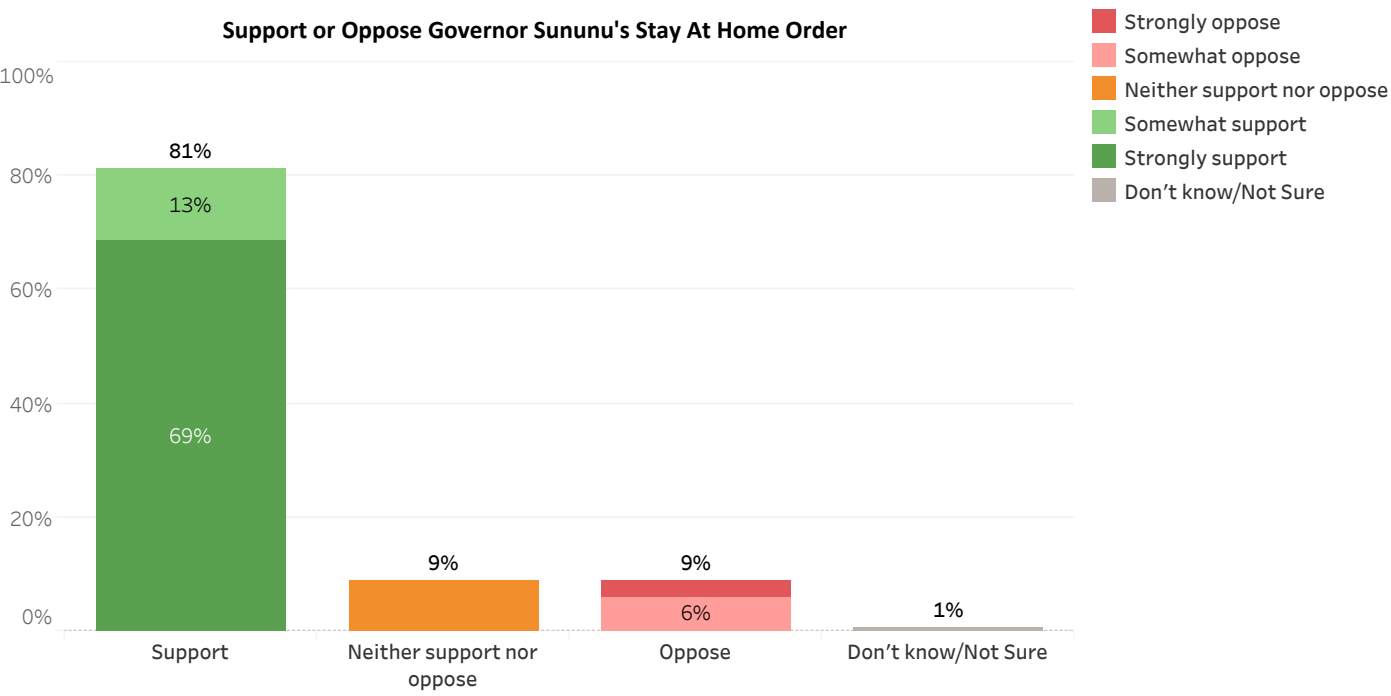


Governor Sununu's Stay At Home Order

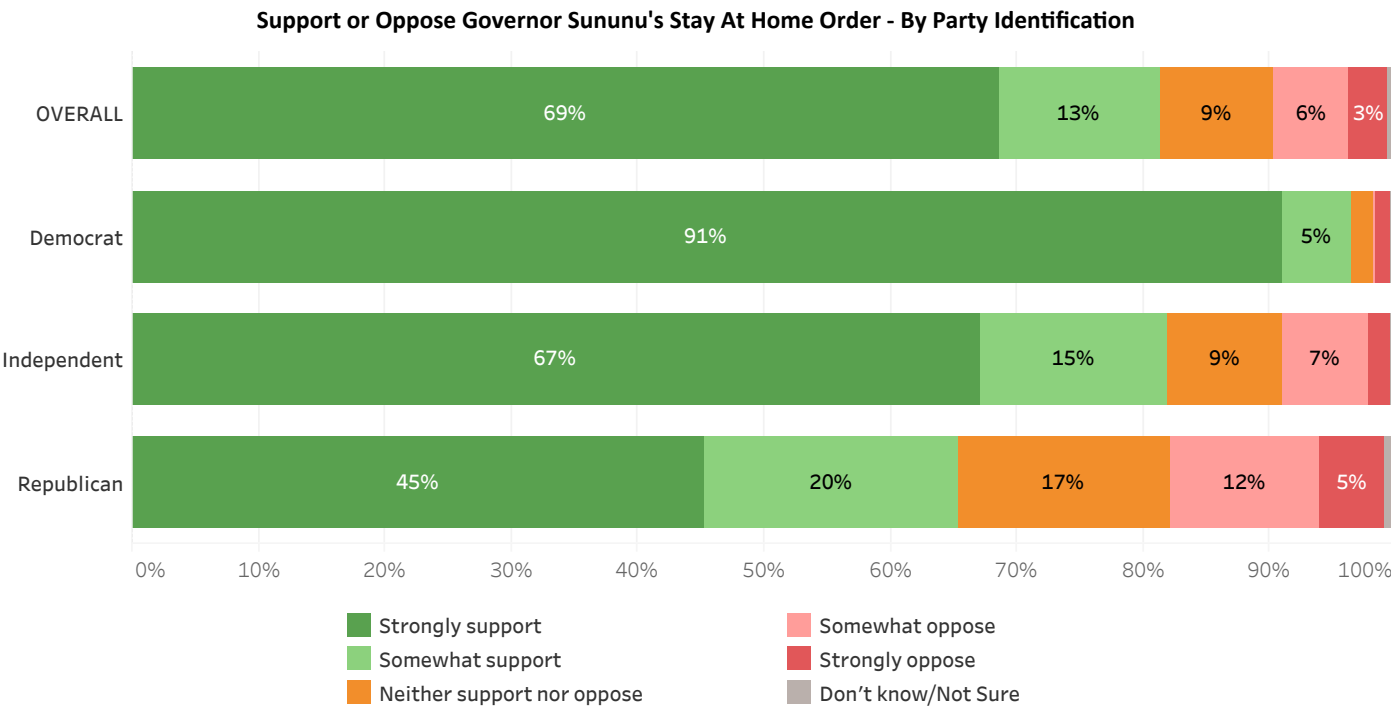
In mid-March, Governor Sununu issued a "stay at home" order for the state of New Hampshire, which is currently in effect until May 4th, 2020. The order requires New Hampshire residents to stay in their homes, with certain exemptions, and closes businesses in the state deemed to be non-essential. Most Granite Staters have seen, heard, or read about this order: 63% say a great deal, 31% a moderate amount, 5% only a little, and less than 1% say nothing at all.



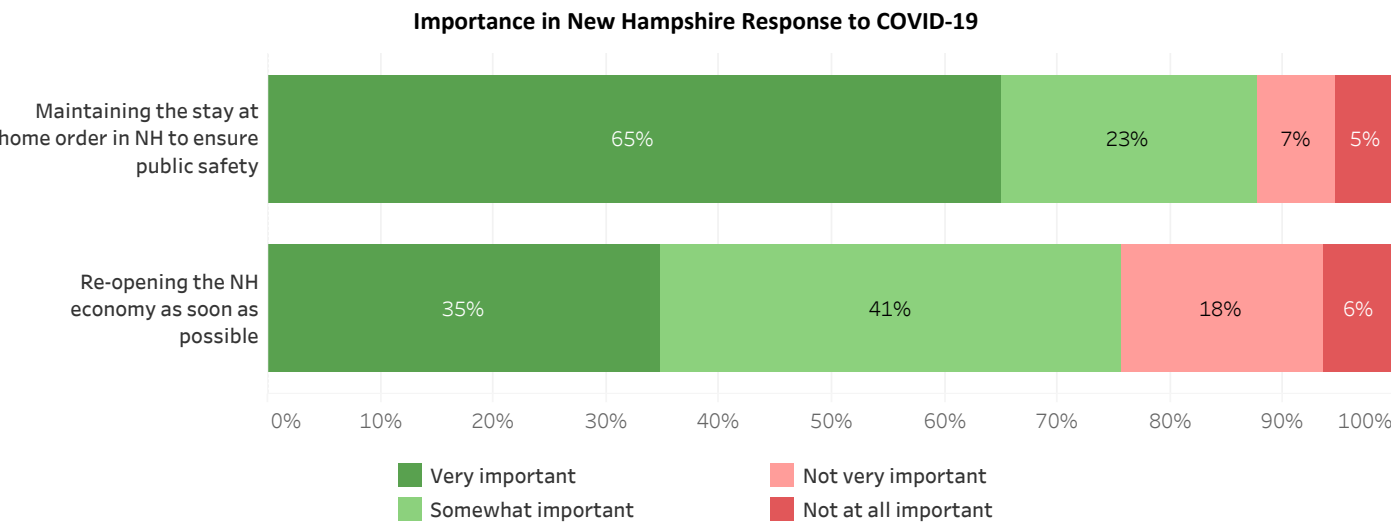
Despite the inconvenience, four in five (81%) New Hampshire residents strongly (69%) or somewhat (13%) support Governor Sununu's stay at home order, 9% oppose it, 9% neither support nor oppose it, and 1% don't know or are unsure.



Support for the order is bi-partisan: 97% of Democrats, 82% of Independents, and 65% of Republicans support the order.

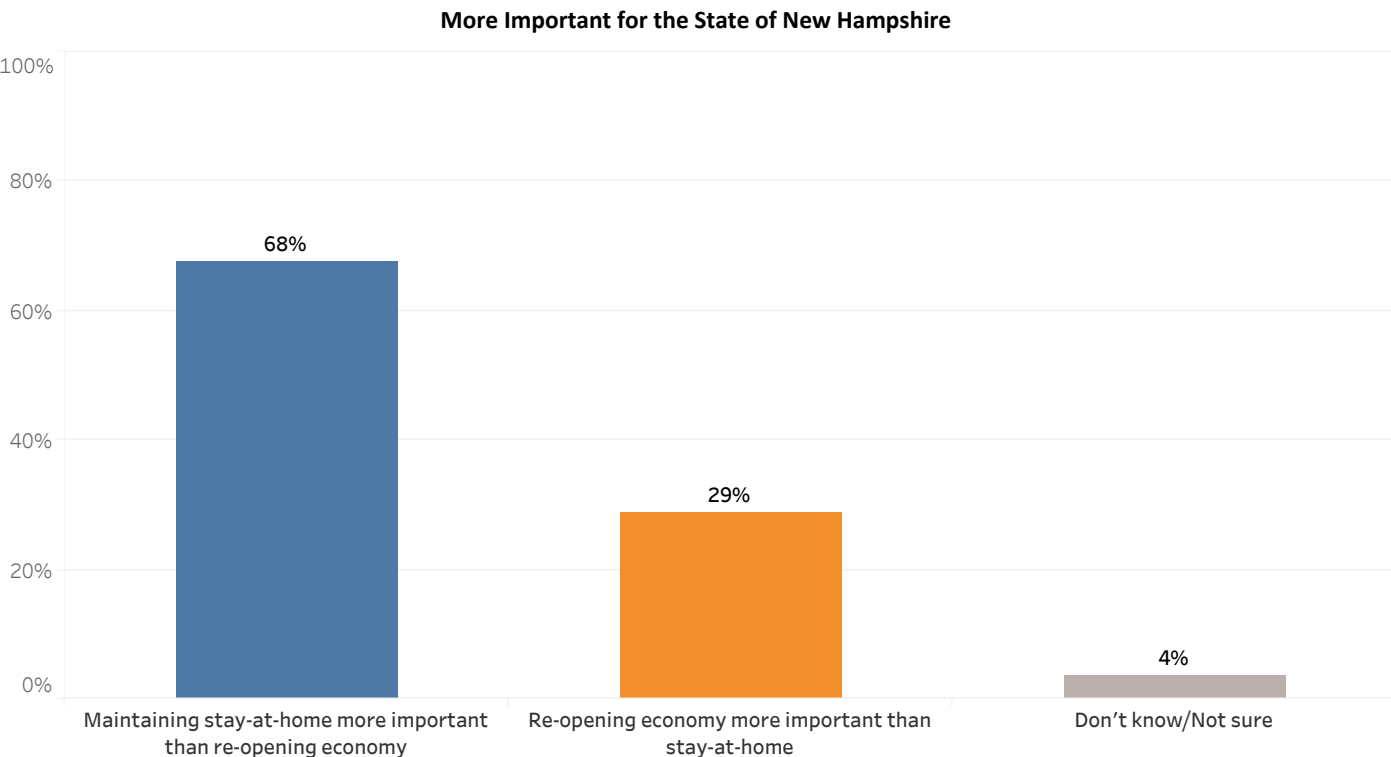


The large majority of Granite Staters (88%) believe it is very (65%) or somewhat (23%) important to maintain the stay at home order in New Hampshire to ensure public safety, 7% say it is not very important, and 5% say it is not at all important. Three-quarters (76%) say that re-opening the economy as soon as possible is very (35%) or somewhat (41%) important, 18% say it is not very important, and 6% say it is not at all important.



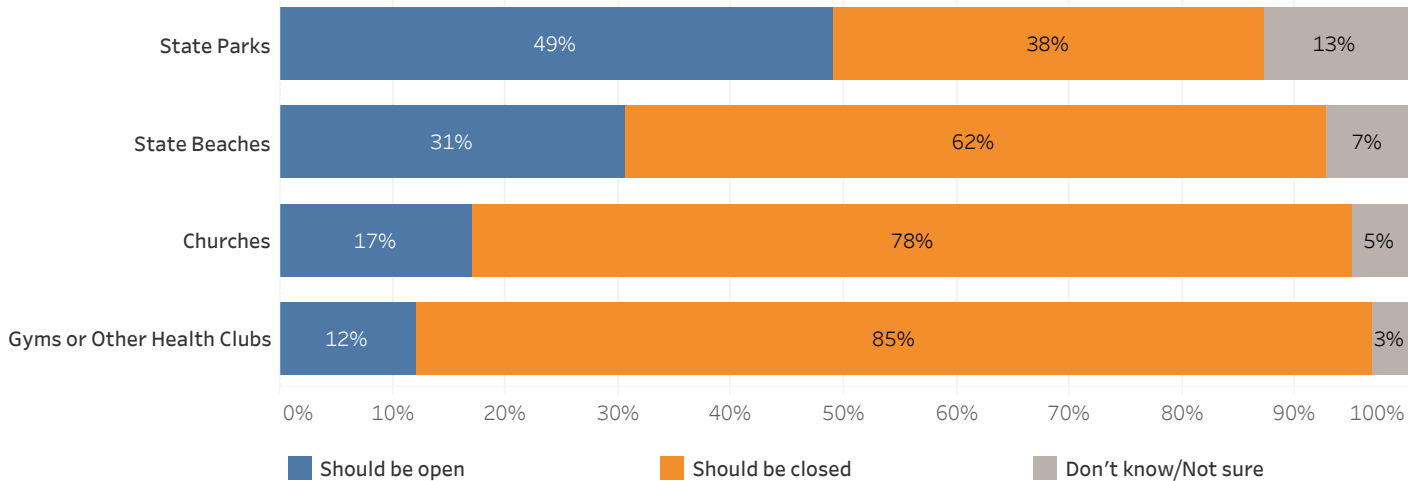
When asked to choose between these two policy options, two in three New Hampshire residents (68%) think that maintaining the stay at home order is more important than re-opening the economy, 29% think that re-opening the economy is more important than maintaining the stay at home order, and 4% are unsure which is more important.

Registered Democrats, self-identified Democrats, self-described liberals, *Boston Globe* readers, those who have completed postgraduate work, Seacoast residents, and North Country residents are more likely to feel that maintaining the stay at home order is more important than re-opening the economy. Registered Republicans, conservative radio listeners, self-identified Republicans, self-described conservatives, and those with a high school degree or less are more likely to feel that re-opening the NH economy is more important than maintaining the stay at home order.



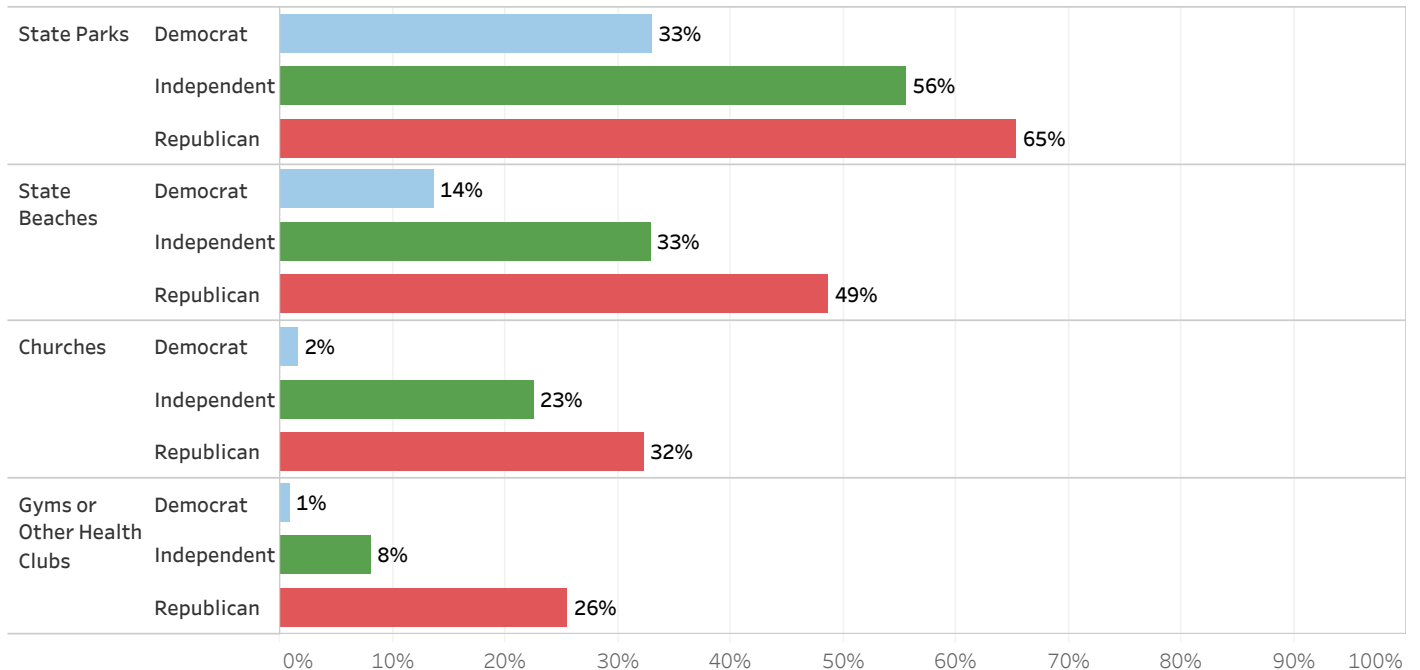
What Should Be Open or Closed During NH Stay At Home Order

Under the current stay at home order, state beaches, gyms and other health clubs, and churches are closed, while state parks remain open. Granite State residents generally agree with these decisions: 49% believe state parks should be open during the order while 38% believe they should be closed, 31% believe state beaches should be open while 62% believe they should be closed, 17% believe churches should be open while 78% believe they should be closed, and 12% believe gyms and other health clubs should be open while 85% believe they should be closed.



There are significant partisan differences of opinion in what should be open during the NH stay at home order as Republicans and Independents are more likely than Democrats to be in favor of having each of the following open during the stay at home order.

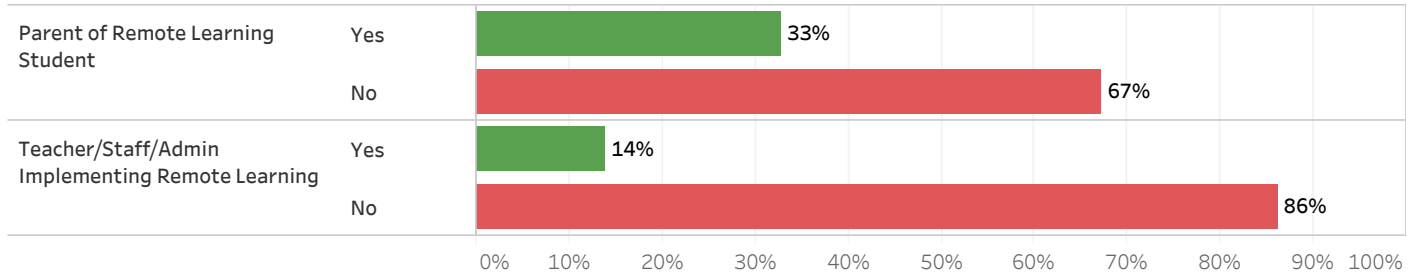
What Should Be Open During NH Stay At Home Order - By Party Identification



Remote Learning In NH

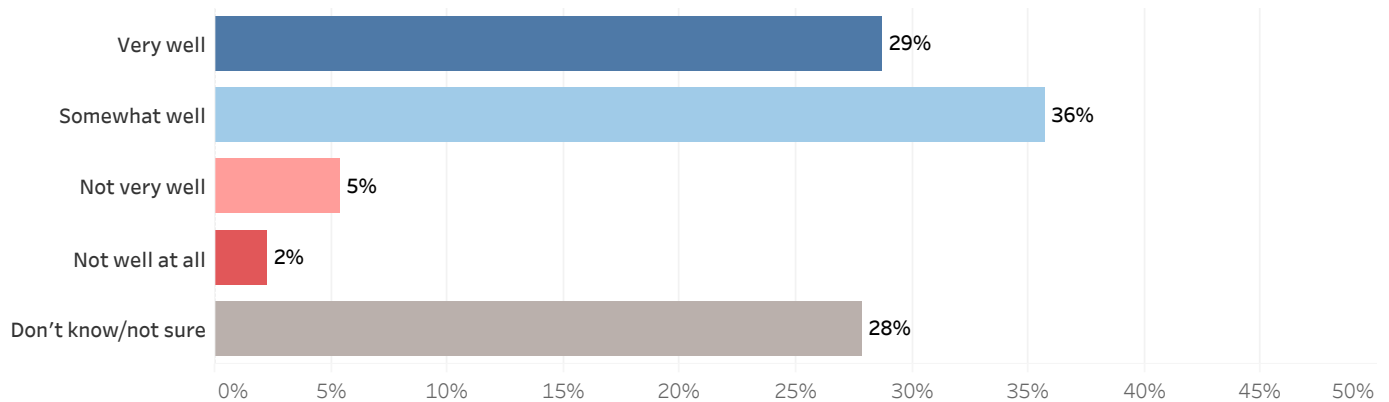
As a result of the coronavirus (COVID-19) situation and the stay at home order, all New Hampshire public schools transitioned to remote learning where students are educated in their homes. A good deal of respondents have personal experience with remote learning as 33% are the parent or caregiver of a student who is learning through remote learning and 14% are a teacher, staff member, or administrator who is implementing remote learning.

Involvement in Remote Learning in New Hampshire



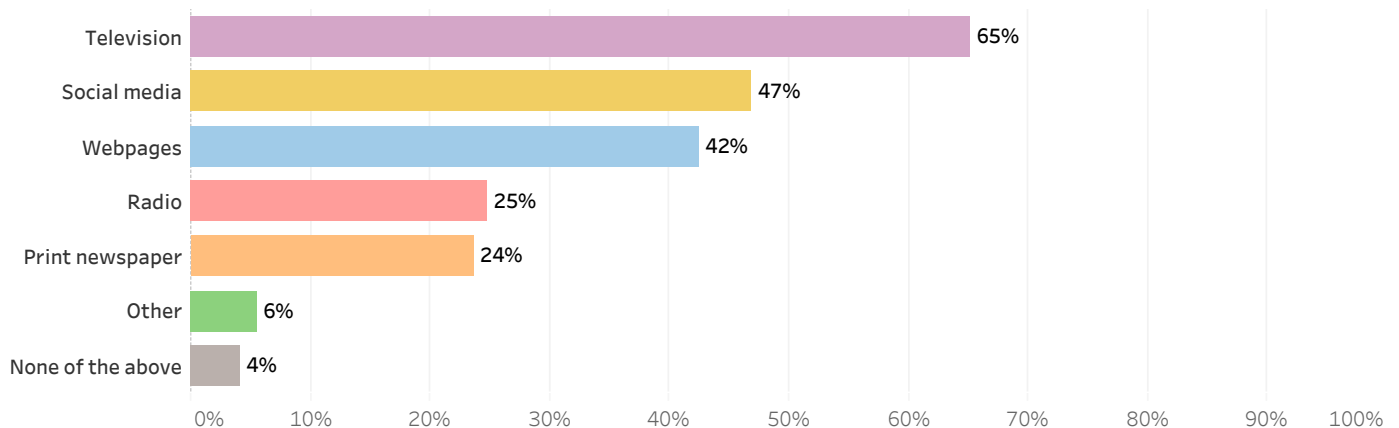
Granite Staters are generally positive about how well the NH Department of Education has implemented remote learning in the state; 29% say remote learning has been implemented very well, 36% say it has been implemented somewhat well, 5% say it has been implemented not very well, 2% say it has been implemented not well at all, and 28% don't know or are not sure.

How Well Has NH Department of Education Implemented Remote Learning



Most Granite Staters have seen, heard, or read Governor Sununu discuss the state's response to the coronavirus situation through different sources; 65% say they have on television, 47% on social media, 42% on webpages, 25% on the radio, 24% in newspapers, and 6% through another source.

Seen, Heard, or Read Sununu Discuss State's COVID Response Through Following Sources



Granite State Panel Methodology

These findings are based on the latest Granite State Panel survey, conducted by the University of New Hampshire Survey Center. One thousand and one hundred fifty-five (1,155) Granite State Panel members completed the survey online between April 16 and April 20, 2020. Data were weighted by respondent sex, age, education, and region of the state to targets from the most recent American Community Survey (ACS) conducted by the U.S. Census Bureau, as well as party registration levels provided by the New Hampshire Secretary of State.

The Granite State Panel is part of an effort by the University of New Hampshire Survey Center to investigate new ways of gathering and understanding the opinion of New Hampshire residents. Granite State Panel members are recruited from randomly-selected landline and cell phone numbers across New Hampshire. Respondents to the Granite State Poll were asked if they wished to participate in further research and asked to provide an email address. Those who agreed and provided an email address were added to the panel. Panel members were also recruited by texting a random sample of cellular telephones in the state and inviting the recipient to take a short survey.

For each survey which they complete, panel members are entered into quarterly drawings to earn rewards, such as gift certificates from statewide and internet companies. Due to rounding, percentages may not sum to 100%. The number of respondents in each demographic below may not equal the number reported in cross-tabulation tables as some respondents choose not to answer some questions.

For more information about the methodology used in the Granite State Panel, contact Dr. Andrew Smith at (603) 862-2226 or by email at andrew.smith@unh.edu.

Granite State Panel, April 2020 Demographics

		N	%
Voting Registration	Registered Democrat	313	28%
	Registered Undeclared/Not Reg.	475	43%
	Registered Republican	328	29%
Party ID	Democrat	543	47%
	Independent	101	9%
	Republican	500	44%
Age of Respondent	18 to 34	306	27%
	35 to 49	242	21%
	50 to 64	361	32%
	65 and older	234	21%
Gender of Respondent	Female	576	51%
	Male	555	49%
Level of Education	High school or less	414	36%
	Technical school/Some college	355	31%
	College graduate	238	21%
	Postgraduate work	145	13%
Region of State	Central / Lakes	201	18%
	Connecticut Valley	167	15%
	Manchester Area	264	23%
	Mass Border	232	20%
	North Country	94	8%
	Seacoast	191	17%

Approval of Governor Sununu's Handling of Coronavirus (COVID-19) Situation

Generally speaking, do you approve or disapprove of the way Governor Sununu is handling the coronavirus (COVID-19) situation?

	<u>Approve</u>	<u>Disapprove</u>	<u>Neither/DK</u>	N
March 2020	73%	15%	12%	643
April 2020	89%	7%	3%	1,153

How Much Seen, Heard, or Read About NH Stay At Home Order

As you may know, Governor Sununu issued a stay at home order, currently in effect until May 4th, 2020, requiring New Hampshire residents to stay in their homes with certain exemptions, and closes businesses in the state deemed to be non-essential. How much have you seen, heard, or read about this order?

	<u>A great deal</u>	<u>A moderate amount</u>	<u>Only a little</u>	<u>Nothing at all</u>	N
April 2020	63%	31%	5%	0%	1,155

Support or Oppose NH Stay At Home Order

Based on what you have seen, heard, or read about it, do you support or oppose Governor Sununu's stay at home order?

	<u>Support</u>	<u>Neither support nor oppose</u>	<u>Oppose</u>	<u>Don't know/Not Sure</u>	N
April 2020	81%	9%	9%	1%	1,136

What Should Be Open or Closed During NH Stay At Home Order

Please indicate whether you think each of the following should be open or closed during New Hampshire's stay at home order:

State parks

	<u>Should be open</u>	<u>Should be closed</u>	<u>Don't know/Not sure</u>	N
April 2020	49%	38%	13%	1,154

State beaches

	<u>Should be open</u>	<u>Should be closed</u>	<u>Don't know/Not sure</u>	N
April 2020	31%	62%	7%	1,155

Gyms and other health clubs

	<u>Should be open</u>	<u>Should be closed</u>	<u>Don't know/Not sure</u>	N
April 2020	12%	85%	3%	1,143

Churches

	<u>Should be open</u>	<u>Should be closed</u>	<u>Don't know/Not sure</u>	N
April 2020	17%	78%	5%	1,153

Remote Learning in New Hampshire

As you may know, in mid-March New Hampshire public schools transitioned to remote learning where students are educated in their homes. Based on what you have heard or read, how well would you say the New Hampshire Department of Education has implemented remote learning in the state?

	<u>Very well</u>	<u>Somewhat well</u>	<u>Not very well</u>	<u>Not well at all</u>	<u>Don't know/not sure</u>	N
April 2020	29%	36%	5%	2%	28%	1,154

Please indicate if you or someone in your household is involved with NH remote learning in the following ways:

Myself or someone in my household is a teacher/staff member/administrator who is implementing remote learning in the state of New Hampshire

	<u>Yes</u>	<u>No</u>	N
April 2020	14%	86%	1,133

Myself or someone in my household is a parent or caregiver to a student who is learning through remote learning in the state of New Hampshire

	<u>Yes</u>	<u>No</u>	N
April 2020	33%	67%	1,144

New Hampshire's Response to COVID-19

When thinking about New Hampshire's response to COVID-19 more broadly, please rate the importance of the following:

Maintaining the stay at home order in NH to ensure public safety

	<u>Very important</u>	<u>Somewhat important</u>	<u>Not very important</u>	<u>Not at all important</u>	N
April 2020	65%	23%	7%	5%	1,128

Re-opening the NH economy as soon as possible

	<u>Very important</u>	<u>Somewhat important</u>	<u>Not very important</u>	<u>Not at all important</u>	N
April 2020	35%	41%	18%	6%	1,141

Which of the following do you think is more important for the state right now?

	<u>Maintaining stay-at-home more important than re-opening economy</u>	<u>Re-opening economy more important than stay-at-home</u>	<u>Don't know/Not sure</u>	N
April 2020	68%	29%	4%	1,128

Have you seen, heard, or read Governor Sununu discuss the state's response to the COVID-19 situation through any of the following sources?

	<u>Television</u>	<u>Radio</u>	<u>Print newspaper</u>	<u>Social media</u>	<u>Webpages</u>	<u>Other</u>	<u>None of the above</u>	N
April 2020	65%	25%	24%	47%	42%	6%	4%	1,155

Approval of Governor Sununu's Handling of Coronavirus Crisis

		Approve	Disapprove	Neither/DK	N
STATEWIDE		89%	7%	3%	1,153
Voting Registration	Registered Democrat	82%	13%	5%	313
	Registered Undeclared/Not Reg.	93%	6%	2%	475
	Registered Republican	93%	5%	3%	326
Party ID	Democrat	86%	10%	4%	541
	Independent	93%	5%	2%	101
	Republican	93%	5%	3%	499
Ideology	Liberal	86%	10%	4%	538
	Moderate	89%	6%	4%	77
	Conservative	94%	4%	2%	499
Media Usage	Listen to Conserv. Radio	93%	5%	2%	325
	Listen to NHPR	90%	7%	3%	994
	Read Boston Globe	93%	6%	1%	78
	Read Union Leader	85%	14%	0%	174
	Watch WMUR	88%	8%	4%	835
Age of Respondent	18 to 34	88%	11%	1%	306
	35 to 49	93%	6%	1%	242
	50 to 64	88%	6%	6%	360
	65 and older	87%	7%	6%	233
Gun Owner in Household	Gun Owner	90%	6%	3%	448
	Not Gun Owner	90%	8%	2%	615
Gender of Respondent	Female	87%	9%	4%	575
	Male	91%	6%	3%	554
Level of Education	High school or less	92%	2%	6%	414
	Technical school/Some college	86%	13%	1%	354
	College graduate	90%	7%	3%	238
	Postgraduate work	88%	11%	2%	144
Region of State	Central / Lakes	95%	4%	1%	201
	Connecticut Valley	92%	2%	6%	167
	Manchester Area	90%	8%	2%	263
	Mass Border	89%	7%	4%	232
	North Country	78%	10%	12%	94
	Seacoast	84%	14%	1%	190
Years Lived in NH	10 years or less	86%	13%	0%	100
	11 to 20 years	92%	7%	2%	241
	20 or more years	89%	7%	4%	806

How Much Seen, Heard, or Read About NH Stay At Home Order

		<u>A great deal</u>	<u>A moderate amount</u>	<u>Only a little</u>	<u>Nothing at all</u>	<u>N</u>
STATEWIDE		63%	31%	5%	0%	1,155
Voting Registration	Registered Democrat	60%	36%	4%	0%	313
	Registered Undeclared/Not Reg.	63%	31%	6%		475
	Registered Republican	66%	29%	5%	0%	328
Party ID	Democrat	61%	34%	4%	0%	543
	Independent	70%	25%	5%		101
	Republican	64%	29%	7%	0%	500
Ideology	Liberal	62%	34%	4%	0%	539
	Moderate	62%	26%	12%	0%	77
	Conservative	65%	29%	6%	0%	499
Media Usage	Listen to Conserv. Radio	65%	30%	4%	0%	325
	Listen to NHPR	62%	32%	6%	0%	996
	Read Boston Globe	68%	30%	2%		78
	Read Union Leader	73%	27%	1%		175
	Watch WMUR	58%	35%	7%	0%	835
Age of Respondent	18 to 34	54%	41%	4%	0%	306
	35 to 49	75%	21%	3%		242
	50 to 64	65%	27%	7%	0%	361
	65 and older	61%	32%	7%	0%	234
Gun Owner in Household	Gun Owner	68%	23%	8%	0%	450
	Not Gun Owner	62%	33%	4%	0%	615
Gender of Respondent	Female	64%	32%	3%	0%	576
	Male	61%	31%	8%	0%	555
Level of Education	High school or less	67%	28%	4%		414
	Technical school/Some college	61%	32%	6%	0%	355
	College graduate	59%	37%	4%	0%	238
	Postgraduate work	63%	27%	8%	1%	144
Region of State	Central / Lakes	69%	25%	6%	0%	201
	Connecticut Valley	73%	22%	4%	1%	167
	Manchester Area	64%	32%	4%		264
	Mass Border	52%	39%	9%	0%	232
	North Country	62%	33%	5%		94
	Seacoast	64%	33%	3%	0%	190
Years Lived in NH	10 years or less	70%	25%	4%		100
	11 to 20 years	52%	41%	7%	1%	241
	20 or more years	66%	29%	5%	0%	808

Support or Oppose NH Stay At Home Order

		<u>Support</u>	<u>Neither support nor oppose</u>	<u>Oppose</u>	<u>Don't know/Not Sure</u>	<u>N</u>
STATEWIDE		81%	9%	9%	1%	1,136
Voting Registration	Registered Democrat	95%	4%	0%	0%	300
	Registered Undeclared/Not Reg.	81%	8%	11%	0%	472
	Registered Republican	68%	16%	14%	1%	327
Party ID	Democrat	97%	2%	1%	0%	525
	Independent	82%	9%	9%	0%	101
	Republican	65%	17%	17%	1%	498
Ideology	Liberal	93%	2%	4%	0%	522
	Moderate	86%	2%	12%		76
	Conservative	68%	17%	14%	1%	498
Media Usage	Listen to Conserv. Radio	60%	21%	18%	1%	324
	Listen to NHPR	80%	9%	10%	1%	989
	Read Boston Globe	99%		0%	0%	77
	Read Union Leader	85%	9%	5%	0%	175
	Watch WMUR	78%	9%	12%	1%	825
Age of Respondent	18 to 34	74%	8%	18%	0%	305
	35 to 49	77%	15%	6%	1%	240
	50 to 64	86%	8%	6%	0%	351
	65 and older	88%	6%	5%	0%	228
Gun Owner in Household	Gun Owner	80%	9%	9%	1%	442
	Not Gun Owner	83%	9%	8%	0%	603
Gender of Respondent	Female	83%	8%	8%	1%	561
	Male	81%	10%	8%	0%	551
Level of Education	High school or less	70%	15%	14%		403
	Technical school/Some college	85%	7%	8%	1%	351
	College graduate	89%	5%	5%	1%	237
	Postgraduate work	92%	2%	4%	1%	142
Region of State	Central / Lakes	79%	7%	12%	2%	201
	Connecticut Valley	79%	11%	9%	0%	157
	Manchester Area	80%	10%	10%	0%	263
	Mass Border	75%	12%	13%	1%	228
	North Country	87%	12%	1%		92
	Seacoast	91%	4%	4%	0%	187
Years Lived in NH	10 years or less	73%	21%	5%	1%	100
	11 to 20 years	80%	4%	16%	0%	239
	20 or more years	83%	9%	8%	1%	790

Should State Parks Be Open or Closed During NH Stay At Home Order

		Should be open	Should be closed	Don't know/Not sure	N
STATEWIDE		49%	38%	13%	1,154
Voting Registration	Registered Democrat	34%	44%	21%	313
	Registered Undeclared/Not Reg.	50%	37%	14%	475
	Registered Republican	66%	31%	3%	328
Party ID	Democrat	33%	48%	19%	543
	Independent	56%	37%	7%	101
	Republican	65%	27%	7%	499
Ideology	Liberal	36%	46%	18%	539
	Moderate	56%	36%	9%	77
	Conservative	63%	28%	8%	499
Media Usage	Listen to Conserv. Radio	73%	18%	9%	325
	Listen to NHPR	49%	38%	13%	995
	Read Boston Globe	33%	54%	13%	78
	Read Union Leader	54%	37%	9%	175
	Watch WMUR	52%	36%	12%	835
Age of Respondent	18 to 34	48%	41%	11%	306
	35 to 49	59%	28%	13%	242
	50 to 64	47%	39%	14%	361
	65 and older	43%	43%	13%	234
Gun Owner in Household	Gun Owner	54%	33%	13%	450
	Not Gun Owner	48%	38%	14%	615
Gender of Respondent	Female	39%	47%	14%	576
	Male	59%	30%	12%	554
Level of Education	High school or less	58%	29%	13%	414
	Technical school/Some college	42%	47%	11%	355
	College graduate	48%	38%	14%	238
	Postgraduate work	43%	44%	13%	144
Region of State	Central / Lakes	50%	39%	11%	201
	Connecticut Valley	53%	29%	18%	167
	Manchester Area	55%	38%	7%	263
	Mass Border	51%	36%	13%	232
	North Country	35%	44%	21%	94
	Seacoast	42%	44%	14%	190
Years Lived in NH	10 years or less	50%	40%	11%	100
	11 to 20 years	53%	28%	19%	241
	20 or more years	48%	41%	11%	807

Should State Beaches Be Open or Closed During NH Stay At Home Order

		Should be open	Should be closed	Don't know/Not sure	N
STATEWIDE		31%	62%	7%	1,155
Voting Registration	Registered Democrat	15%	74%	11%	312
	Registered Undeclared/Not Reg.	29%	64%	7%	475
	Registered Republican	49%	47%	4%	328
Party ID	Democrat	14%	76%	10%	543
	Independent	33%	60%	7%	101
	Republican	49%	47%	4%	500
Ideology	Liberal	14%	77%	9%	539
	Moderate	40%	51%	9%	77
	Conservative	48%	48%	5%	499
Media Usage	Listen to Conserv. Radio	57%	38%	5%	325
	Listen to NHPR	32%	62%	7%	996
	Read Boston Globe	15%	78%	7%	78
	Read Union Leader	27%	70%	3%	175
	Watch WMUR	35%	58%	7%	835
Age of Respondent	18 to 34	27%	66%	7%	306
	35 to 49	35%	61%	4%	242
	50 to 64	32%	60%	7%	360
	65 and older	28%	62%	10%	234
Gun Owner in Household	Gun Owner	32%	61%	7%	450
	Not Gun Owner	30%	62%	8%	615
Gender of Respondent	Female	26%	66%	8%	575
	Male	37%	57%	6%	555
Level of Education	High school or less	35%	58%	7%	414
	Technical school/Some college	29%	67%	4%	355
	College graduate	29%	62%	9%	238
	Postgraduate work	25%	63%	12%	145
Region of State	Central / Lakes	36%	57%	6%	201
	Connecticut Valley	13%	81%	6%	167
	Manchester Area	37%	61%	2%	264
	Mass Border	39%	55%	6%	232
	North Country	25%	60%	15%	94
	Seacoast	25%	60%	15%	191
Years Lived in NH	10 years or less	47%	49%	5%	100
	11 to 20 years	23%	64%	12%	241
	20 or more years	31%	63%	6%	807

Should Gyms and Other Health Clubs Be Open or Closed During NH Stay At Home Order

		Should be open	Should be closed	Don't know/Not sure	N
STATEWIDE		12%	85%	3%	1,143
Voting Registration	Registered Democrat	2%	97%	1%	313
	Registered Undeclared/Not Reg.	9%	88%	3%	471
	Registered Republican	26%	67%	6%	320
Party ID	Democrat	1%	98%	1%	542
	Independent	8%	88%	4%	99
	Republican	26%	69%	6%	492
Ideology	Liberal	3%	95%	1%	538
	Moderate	2%	97%	1%	75
	Conservative	23%	71%	6%	490
Media Usage	Listen to Conserv. Radio	27%	66%	6%	317
	Listen to NHPR	14%	83%	3%	984
	Read Boston Globe	1%	99%	0%	78
	Read Union Leader	10%	89%	1%	174
	Watch WMUR	16%	81%	4%	832
Age of Respondent	18 to 34	20%	77%	3%	304
	35 to 49	18%	79%	3%	242
	50 to 64	3%	92%	4%	352
	65 and older	8%	89%	2%	233
Gun Owner in Household	Gun Owner	12%	85%	3%	447
	Not Gun Owner	12%	85%	2%	606
Gender of Respondent	Female	11%	86%	3%	566
	Male	12%	85%	3%	553
Level of Education	High school or less	22%	76%	2%	407
	Technical school/Some college	8%	89%	4%	353
	College graduate	6%	90%	4%	235
	Postgraduate work	6%	91%	2%	144
Region of State	Central / Lakes	9%	85%	6%	194
	Connecticut Valley	11%	88%	1%	167
	Manchester Area	17%	80%	3%	262
	Mass Border	19%	78%	3%	231
	North Country	10%	86%	3%	94
	Seacoast	3%	95%	1%	189
Years Lived in NH	10 years or less	23%	75%	2%	100
	11 to 20 years	10%	85%	5%	241
	20 or more years	11%	86%	3%	795

Should Churches Be Open or Closed During NH Stay At Home Order

		Should be open	Should be closed	Don't know/Not sure	N
STATEWIDE		17%	78%	5%	1,153
Voting Registration	Registered Democrat	6%	93%	1%	312
	Registered Undeclared/Not Reg.	15%	79%	7%	474
	Registered Republican	31%	63%	7%	327
Party ID	Democrat	2%	97%	1%	543
	Independent	23%	69%	9%	100
	Republican	32%	59%	8%	499
Ideology	Liberal	2%	95%	2%	539
	Moderate	10%	87%	3%	77
	Conservative	34%	58%	8%	497
Media Usage	Listen to Conserv. Radio	42%	48%	10%	324
	Listen to NHPR	19%	76%	5%	994
	Read Boston Globe	6%	92%	2%	78
	Read Union Leader	17%	80%	3%	175
	Watch WMUR	19%	75%	6%	834
Age of Respondent	18 to 34	23%	77%	1%	306
	35 to 49	17%	75%	7%	242
	50 to 64	13%	80%	7%	359
	65 and older	15%	79%	6%	234
Gun Owner in Household	Gun Owner	16%	78%	6%	449
	Not Gun Owner	17%	80%	3%	613
Gender of Respondent	Female	15%	81%	4%	574
	Male	19%	75%	6%	554
Level of Education	High school or less	23%	74%	3%	414
	Technical school/Some college	14%	78%	7%	354
	College graduate	15%	81%	4%	238
	Postgraduate work	10%	85%	4%	144
Region of State	Central / Lakes	22%	73%	5%	201
	Connecticut Valley	6%	93%	1%	166
	Manchester Area	21%	75%	5%	264
	Mass Border	25%	70%	5%	231
	North Country	13%	72%	15%	94
	Seacoast	7%	89%	4%	190
Years Lived in NH	10 years or less	27%	71%	2%	100
	11 to 20 years	11%	86%	3%	241
	20 or more years	17%	77%	6%	806

How Well Has NH Department of Education Implemented Remote Learning

		<u>Very well</u>	<u>Somewhat well</u>	<u>Not very well</u>	<u>Not well at all</u>	<u>Don't know/not sure</u>	<u>N</u>
STATEWIDE		29%	36%	5%	2%	28%	1,155
Voting Registration	Registered Democrat	29%	31%	4%	1%	34%	313
	Registered Undeclared/Not Reg.	25%	35%	7%	5%	29%	475
	Registered Republican	32%	44%	5%	0%	19%	328
Party ID	Democrat	29%	33%	5%	2%	31%	543
	Independent	32%	24%	6%	2%	36%	101
	Republican	28%	40%	6%	2%	23%	500
Ideology	Liberal	27%	36%	5%	2%	29%	539
	Moderate	30%	23%	17%	3%	28%	77
	Conservative	30%	37%	4%	2%	26%	499
Media Usage	Listen to Conserv. Radio	28%	32%	5%	4%	31%	325
	Listen to NHPR	28%	35%	5%	2%	29%	996
	Read Boston Globe	21%	41%	7%	2%	29%	78
	Read Union Leader	24%	45%	2%	1%	28%	175
	Watch WMUR	26%	38%	6%	3%	28%	835
Age of Respondent	18 to 34	25%	45%	3%	3%	23%	306
	35 to 49	26%	47%	5%	5%	16%	242
	50 to 64	35%	26%	8%	1%	30%	361
	65 and older	27%	26%	4%	1%	41%	234
Gun Owner in Household	Gun Owner	31%	36%	6%	1%	26%	450
	Not Gun Owner	30%	34%	5%	4%	29%	615
Gender of Respondent	Female	33%	35%	3%	2%	27%	576
	Male	26%	35%	7%	3%	29%	555
Level of Education	High school or less	30%	36%	4%	2%	27%	414
	Technical school/Some college	31%	32%	8%	2%	28%	355
	College graduate	25%	39%	5%	2%	29%	238
	Postgraduate work	26%	39%	5%	3%	27%	145
Region of State	Central / Lakes	30%	31%	9%	6%	24%	201
	Connecticut Valley	33%	35%	2%	1%	30%	167
	Manchester Area	25%	40%	8%	1%	27%	264
	Mass Border	21%	43%	4%	1%	31%	232
	North Country	31%	32%	3%	0%	34%	94
	Seacoast	36%	29%	5%	4%	26%	191
Years Lived in NH	10 years or less	21%	38%	5%	1%	35%	100
	11 to 20 years	22%	37%	6%	3%	31%	241
	20 or more years	32%	35%	5%	2%	26%	808

Myself or Someone in Household is Teacher/Staff/Administrator Implementing Remote Learning

		<u>Yes</u>	<u>No</u>	<u>N</u>
STATEWIDE		14%	86%	1,133
Voting Registration	Registered Democrat	13%	87%	311
	Registered Undeclared/Not Reg.	17%	83%	461
	Registered Republican	11%	89%	323
Party ID	Democrat	16%	84%	534
	Independent	17%	83%	99
	Republican	10%	90%	489
Ideology	Liberal	15%	85%	529
	Moderate	17%	83%	77
	Conservative	12%	88%	487
Media Usage	Listen to Conserv. Radio	15%	85%	321
	Listen to NHPR	12%	88%	975
	Read Boston Globe	12%	88%	78
	Read Union Leader	10%	90%	172
	Watch WMUR	14%	86%	821
Age of Respondent	18 to 34	14%	86%	299
	35 to 49	15%	85%	234
	50 to 64	17%	83%	357
	65 and older	7%	93%	231
Gun Owner in Household	Gun Owner	16%	84%	442
	Not Gun Owner	12%	88%	605
Gender of Respondent	Female	13%	87%	565
	Male	15%	85%	543
Level of Education	High school or less	11%	89%	414
	Technical school/Some college	12%	88%	341
	College graduate	14%	86%	232
	Postgraduate work	27%	73%	143
Region of State	Central / Lakes	14%	86%	192
	Connecticut Valley	11%	89%	166
	Manchester Area	12%	88%	262
	Mass Border	15%	85%	225
	North Country	12%	88%	94
	Seacoast	18%	82%	187
Years Lived in NH	10 years or less	12%	88%	100
	11 to 20 years	14%	86%	240
	20 or more years	14%	86%	786

Myself or Someone in Household is Parent/Caregiver To Student in Remote Learning

		<u>Yes</u>	<u>No</u>	<u>N</u>
STATEWIDE		33%	67%	1,144
Voting Registration	Registered Democrat	21%	79%	310
	Registered Undeclared/Not Reg.	34%	66%	470
	Registered Republican	44%	56%	325
Party ID	Democrat	29%	71%	538
	Independent	29%	71%	98
	Republican	38%	62%	496
Ideology	Liberal	30%	70%	535
	Moderate	14%	86%	76
	Conservative	39%	61%	494
Media Usage	Listen to Conserv. Radio	41%	59%	321
	Listen to NHPR	33%	67%	987
	Read Boston Globe	23%	77%	78
	Read Union Leader	28%	72%	173
	Watch WMUR	34%	66%	829
Age of Respondent	18 to 34	36%	64%	304
	35 to 49	60%	40%	242
	50 to 64	28%	72%	355
	65 and older	9%	91%	232
Gun Owner in Household	Gun Owner	37%	63%	446
	Not Gun Owner	32%	68%	609
Gender of Respondent	Female	30%	70%	571
	Male	34%	66%	550
Level of Education	High school or less	38%	62%	414
	Technical school/Some college	33%	67%	351
	College graduate	27%	73%	235
	Postgraduate work	27%	73%	141
Region of State	Central / Lakes	30%	70%	199
	Connecticut Valley	40%	60%	166
	Manchester Area	37%	63%	261
	Mass Border	31%	69%	231
	North Country	22%	78%	92
	Seacoast	31%	69%	188
Years Lived in NH	10 years or less	26%	74%	100
	11 to 20 years	30%	70%	238
	20 or more years	35%	65%	800

Importance of Maintaining Stay at Home Order in NH

		<u>Very important</u>	<u>Somewhat important</u>	<u>Not very important</u>	<u>Not at all important</u>	<u>N</u>
STATEWIDE		65%	23%	7%	5%	1,128
Voting Registration	Registered Democrat	87%	13%	0%		311
	Registered Undeclared/Not Reg.	69%	19%	6%	6%	471
	Registered Republican	35%	40%	14%	11%	307
Party ID	Democrat	87%	12%	0%	0%	541
	Independent	69%	28%	1%	1%	99
	Republican	39%	34%	15%	12%	477
Ideology	Liberal	84%	13%	3%	1%	536
	Moderate	67%	27%	2%	4%	76
	Conservative	42%	34%	12%	12%	476
Media Usage	Listen to Conserv. Radio	36%	36%	13%	16%	323
	Listen to NHPR	62%	24%	8%	6%	971
	Read Boston Globe	91%	8%	1%		78
	Read Union Leader	65%	22%	9%	4%	175
	Watch WMUR	61%	24%	8%	7%	810
Age of Respondent	18 to 34	61%	20%	12%	8%	286
	35 to 49	49%	39%	6%	6%	240
	50 to 64	72%	19%	5%	4%	359
	65 and older	75%	16%	4%	4%	232
Gun Owner in Household	Gun Owner	59%	29%	9%	3%	445
	Not Gun Owner	71%	18%	4%	7%	612
Gender of Respondent	Female	71%	20%	5%	4%	552
	Male	61%	26%	7%	7%	552
Level of Education	High school or less	50%	30%	9%	11%	395
	Technical school/Some college	70%	20%	7%	3%	352
	College graduate	73%	19%	5%	3%	235
	Postgraduate work	81%	13%	3%	2%	142
Region of State	Central / Lakes	60%	23%	7%	9%	199
	Connecticut Valley	65%	25%	10%	0%	167
	Manchester Area	58%	21%	8%	13%	244
	Mass Border	63%	23%	10%	3%	231
	North Country	78%	18%	4%		92
	Seacoast	76%	22%	1%	2%	190
Years Lived in NH	10 years or less	68%	13%	17%	3%	100
	11 to 20 years	65%	19%	12%	3%	221
	20 or more years	65%	25%	4%	6%	801

Importance of Re-Opening the NH Economy As Soon As Possible

		<u>Very important</u>	<u>Somewhat important</u>	<u>Not very important</u>	<u>Not at all important</u>	<u>N</u>
STATEWIDE		35%	41%	18%	6%	1,141
Voting Registration	Registered Democrat	11%	43%	33%	13%	311
	Registered Undeclared/Not Reg.	31%	47%	19%	4%	472
	Registered Republican	65%	32%	2%	2%	321
Party ID	Democrat	9%	52%	28%	10%	540
	Independent	45%	25%	19%	11%	100
	Republican	61%	32%	6%	1%	490
Ideology	Liberal	11%	51%	28%	10%	535
	Moderate	30%	43%	12%	15%	74
	Conservative	63%	29%	6%	2%	492
Media Usage	Listen to Conserv. Radio	68%	23%	9%	0%	324
	Listen to NHPR	38%	40%	17%	5%	985
	Read Boston Globe	15%	55%	22%	7%	78
	Read Union Leader	31%	36%	24%	10%	175
	Watch WMUR	36%	38%	19%	7%	834
Age of Respondent	18 to 34	31%	36%	23%	10%	306
	35 to 49	41%	38%	14%	7%	241
	50 to 64	34%	45%	17%	4%	357
	65 and older	34%	44%	17%	5%	226
Gun Owner in Household	Gun Owner	35%	46%	12%	7%	445
	Not Gun Owner	31%	39%	23%	7%	609
Gender of Respondent	Female	30%	41%	19%	10%	563
	Male	41%	39%	17%	3%	554
Level of Education	High school or less	43%	37%	16%	4%	406
	Technical school/Some college	33%	42%	17%	7%	353
	College graduate	28%	43%	22%	6%	237
	Postgraduate work	25%	43%	20%	11%	142
Region of State	Central / Lakes	36%	39%	15%	10%	201
	Connecticut Valley	28%	52%	17%	3%	166
	Manchester Area	47%	32%	17%	5%	263
	Mass Border	39%	36%	18%	7%	230
	North Country	23%	54%	14%	9%	88
	Seacoast	23%	46%	25%	6%	186
Years Lived in NH	10 years or less	36%	28%	25%	11%	99
	11 to 20 years	27%	47%	24%	2%	241
	20 or more years	37%	41%	15%	7%	796

More Important: Maintaining Stay At Home Order Or Re-Opening the NH Economy

		<u>Maintaining stay-at-home more important than re-opening economy</u>	<u>Re-opening economy more important than stay-at-home</u>	<u>Don't know/Not sure</u>	<u>N</u>
STATEWIDE		68%	29%	4%	1,128
Voting Registration	Registered Democrat	95%	5%	1%	312
	Registered Undeclared/Not Reg.	70%	23%	7%	471
	Registered Republican	35%	63%	2%	306
Party ID	Democrat	94%	2%	4%	540
	Independent	60%	36%	4%	99
	Republican	39%	58%	3%	478
Ideology	Liberal	89%	7%	4%	536
	Moderate	70%	17%	13%	76
	Conservative	41%	57%	2%	476
Media Usage	Listen to Conserv. Radio	35%	62%	3%	322
	Listen to NHPR	64%	32%	4%	970
	Read Boston Globe	88%	10%	1%	78
	Read Union Leader	67%	24%	8%	174
	Watch WMUR	63%	32%	5%	812
Age of Respondent	18 to 34	68%	28%	3%	287
	35 to 49	56%	36%	7%	241
	50 to 64	70%	26%	4%	358
	65 and older	74%	26%	1%	230
Gun Owner in Household	Gun Owner	61%	34%	4%	446
	Not Gun Owner	74%	23%	3%	612
Gender of Respondent	Female	72%	23%	5%	551
	Male	65%	32%	3%	553
Level of Education	High school or less	54%	42%	5%	395
	Technical school/Some college	72%	25%	3%	350
	College graduate	74%	23%	3%	237
	Postgraduate work	85%	12%	3%	142
Region of State	Central / Lakes	65%	32%	3%	201
	Connecticut Valley	69%	30%	0%	166
	Manchester Area	56%	35%	9%	243
	Mass Border	64%	33%	2%	228
	North Country	80%	19%	1%	94
	Seacoast	82%	14%	4%	189
Years Lived in NH	10 years or less	67%	31%	2%	99
	11 to 20 years	73%	22%	5%	222
	20 or more years	66%	30%	4%	801

Seen, Heard, or Read Governor Sununu Discuss State's Response to COVID-19 Through Following Sources

		<u>Television</u>	<u>Radio</u>	<u>Print news paper</u>	<u>Social media</u>	<u>Webpages</u>	<u>Other</u>	<u>None of the above</u>	<u>N</u>
STATEWIDE		65%	25%	24%	47%	42%	6%	4%	1,154
Voting Registration	Registered Democrat	65%	25%	25%	48%	39%	2%	3%	313
	Registered Undeclared/Not Reg.	67%	29%	27%	45%	46%	9%	3%	474
	Registered Republican	64%	21%	19%	52%	44%	1%	6%	328
Party ID	Democrat	65%	23%	27%	46%	46%	4%	3%	542
	Independent	53%	11%	24%	38%	44%	28%	2%	101
	Republican	68%	30%	21%	50%	38%	3%	6%	500
Ideology	Liberal	62%	22%	27%	47%	49%	4%	3%	537
	Moderate	68%	25%	26%	36%	33%	16%	10%	77
	Conservative	70%	29%	20%	50%	37%	4%	4%	499
Media Usage	Listen to Conserv. Radio	64%	35%	28%	54%	40%	6%	3%	325
	Listen to NHPR	66%	18%	23%	48%	42%	6%	5%	996
	Read Boston Globe	68%	32%	56%	61%	60%	3%	1%	78
	Read Union Leader	82%	44%	57%	66%	52%	2%	0%	175
	Watch WMUR	55%	26%	25%	50%	45%	6%	6%	834
Age of Respondent	18 to 34	52%	19%	29%	59%	48%	9%	3%	306
	35 to 49	66%	31%	19%	60%	47%	3%	2%	242
	50 to 64	68%	25%	16%	36%	43%	7%	6%	361
	65 and older	77%	25%	31%	37%	31%	2%	5%	233
Gun Owner in Household	Gun Owner	72%	24%	20%	46%	49%	6%	4%	448
	Not Gun Owner	59%	27%	27%	51%	40%	5%	3%	615
Gender of Respondent	Female	62%	19%	20%	50%	41%	9%	4%	576
	Male	70%	32%	28%	45%	42%	2%	4%	554
Level of Education	High school or less	67%	20%	24%	54%	34%	8%	5%	414
	Technical school/Some college	64%	27%	18%	42%	45%	4%	5%	354
	College graduate	68%	24%	27%	46%	48%	4%	1%	238
	Postgraduate work	60%	35%	30%	41%	49%	7%	5%	145
Region of State	Central / Lakes	71%	29%	16%	42%	42%	8%	2%	201
	Connecticut Valley	58%	20%	16%	35%	45%	12%	2%	167
	Manchester Area	67%	27%	40%	56%	46%	1%	4%	264
	Mass Border	66%	23%	21%	50%	42%	4%	7%	232
	North Country	62%	29%	11%	28%	33%	8%	12%	92
	Seacoast	63%	20%	26%	57%	41%	5%	2%	191
Years Lived in NH	10 years or less	49%	31%	4%	53%	41%	11%	2%	100
	11 to 20 years	58%	21%	29%	42%	44%	7%	4%	241
	20 or more years	69%	25%	25%	48%	42%	4%	4%	806