

University of New Hampshire

## University of New Hampshire Scholars' Repository

---

NHAES Bulletin

New Hampshire Agricultural Experiment Station

---

7-1-1958

### Inspection of commercial feedingstuffs, Station Bulletin, no.450

Davis, H. A.

Fowler, Ruth S.

New Hampshire Agricultural Experiment Station

Follow this and additional works at: <https://scholars.unh.edu/agbulletin>


---

#### Recommended Citation

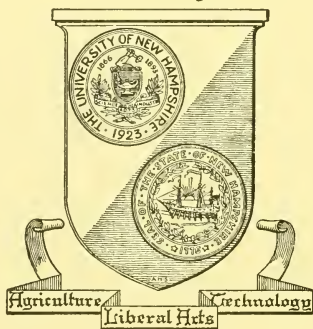
Davis, H. A.; Fowler, Ruth S.; and New Hampshire Agricultural Experiment Station, "Inspection of commercial feedingstuffs, Station Bulletin, no.450" (1958). *NHAES Bulletin*. 412.

<https://scholars.unh.edu/agbulletin/412>

This Text is brought to you for free and open access by the New Hampshire Agricultural Experiment Station at University of New Hampshire Scholars' Repository. It has been accepted for inclusion in NHAES Bulletin by an authorized administrator of University of New Hampshire Scholars' Repository. For more information, please contact [Scholarly.Communication@unh.edu](mailto:Scholarly.Communication@unh.edu).



Library of



The University  
of  
New Hampshire









THE UNIVERSITY OF NEW HAMPSHIRE  
AGRICULTURAL EXPERIMENT STATION

Department of Biochemistry

---

---

INSPECTION OF COMMERCIAL  
FEEDINGSTUFFS

Made for the  
State Department of Agriculture



---

---

By H. A. DAVIS and RUTH S. FOWLER

---

---

The University of New Hampshire  
Durham, N. H.





THE UNIVERSITY OF NEW HAMPSHIRE  
AGRICULTURAL EXPERIMENT STATION

Department of Biochemistry

---

---

INSPECTION OF COMMERCIAL  
FEEDINGSTUFFS

Made for the  
State Department of Agriculture



---

---

By H. A. DAVIS and RUTH S. FOWLER

---

---

The University of New Hampshire  
Durham, N. H.



# INSPECTION OF COMMERCIAL FEEDINGSTUFFS

## Made for the STATE DEPARTMENT OF AGRICULTURE

This bulletin reports the analysis of the official samples of Feedingstuffs submitted by the office of the Commissioner of Agriculture. Certain requirements of the Feedingstuff Law are pointed out or briefly described. The New Hampshire Commercial Feedingstuffs Law is administered by the Commissioner of Agriculture. All inquiries concerning the law and the registration of feedingstuffs should be addressed to the attention of the Feed Control Supervisor, Department of Agriculture, State House, Concord, New Hampshire. A booklet, "New Hampshire Commercial Feed Law and Rules and Regulations," is available at the above address. A copy should be obtained by each individual or firm expecting to sell feed products in New Hampshire.

In carrying out the provisions of the law during the fiscal year ending June 30, 1958, 703 official samples were collected under the direction of Honorable Perley I. Fitts, Commissioner of Agriculture. The samples were collected by the Control Supervisor, Mr. George H. Laramie and Mr. Daniel Graham. All inquiries relating to methods of analysis should be directed to this laboratory.

### EXCERPTS FROM THE LAW and COMMENTS RELATING TO IT

The New Hampshire Commercial Feed Law, Chapter 226 of the Laws of the State of New Hampshire, conforms closely to the Uniform Feed Bill proposed by the Association of American Feed Control Officials. All persons concerned with the manufacture or use of feedingstuffs should become familiar with the requirements of the law.

**Registration:** Each brand of commercial feed offered for sale in the state must be registered with the Feed Control Supervisor. Forms are provided for that purpose by his office in Concord, New Hampshire.

The term "commercial feed" refers to "all materials which are distributed for use as feed for animals, other than man, and for wild birds kept in captivity, except (1) unmixed whole seeds, and meals made directly from the entire seeds, (2) unground hay, and (3) whole or ground straw, stover, silage, cobs and hulls when not mixed with other materials."

The feedingstuff is usually registered by the manufacturer or jobber, whether he is located within or outside the state. Feedingstuffs manufactured in other states are frequently handled by several middle-men before they reach the local distributor. Under the provisions of the law, if the manufacturer or jobber fails to make registration, the dealer is responsible. Dealers who purchase feed for resale should assure themselves that the brands they purchase are properly registered and the license fee paid, otherwise, they must assume that responsibility.

**Labeling:** The law requires that any commercial feed offered for sale, or sold in this state shall furnish on each package a clearly printed statement certifying:

- the number of net pounds in the package
- the name and principal address of the person guaranteeing the commercial feed
- the name or brand under which the commercial feed is sold
- the guaranteed analysis, stating:
  - the minimum percentage of crude protein
  - the minimum percentage of crude fat
  - the maximum percentage of crude fiber
- the name of each ingredient contained in the feed.

In special cases, as in mineral feeds and vitamin supplements, requirements as listed in the law must be met. In the case of bulk deliveries, a written or printed statement of the above information shall accompany delivery.

The Association of American Feed Control Officials is an organization of control officials of the various states. At annual meetings mutual problems are discussed and problems worked out so that the requirements of labeling and guarantees among the states may be as uniform as possible. The feed manufacturer attends these meetings and through sincere cooperation the feed consumer will obtain the best feed possible for his livestock. The Association publishes a booklet which is revised each year containing definitions, regulations and other information important to the dealer as well as the consumer of feedingstuffs. The use of this booklet by a manufacturer will enable him to use the correct name of the ingredients in his feed on the tag. An alert purchaser will observe that correct labeling is a mark of a reliable manufacturer. There are no conflicts between the New Hampshire Law and the Model bill recommended by this Association.

## THE PURPOSE OF THE FEEDINGSTUFFS LAW

The chief purpose of the feedingstuffs law is to protect the consumer against the inferior products which doubtless would soon appear on the market if the trade were not under state control. The law is primarily a correct-labeling act. It must not be assumed by the purchaser that every brand which meets the manufacturer's guarantee is a high-grade feed. The Commercial Feed Law does not prevent the sale of a low-grade feed if it is properly licensed and tagged, and is offered for sale in compliance with the law. It would not be in the public interest to legislate against the sale of the lower-grade by-products. They can be fed profitably if bought at a price adjusted to their feeding value. The law does prevent an inferior feed being offered for sale as a high-grade product.

The dealer, in purchasing feed from the manufacturer, and the consumer in purchasing feed from the dealer, should make the specification that the feed delivered must comply with the New Hampshire Commercial Feed Law. If the feed is not registered; if the protein, fat and crude fiber are not guaranteed; and if the ingredients of which the feed is composed are not plainly stated on the bag or on a tag attached thereto, the purchaser is not protected by the law. He has no recourse under the commercial feed law if the feed he purchases is of inferior quality. If the buyer fails to assure himself that the legal requirements have been met, he accepts the feedingstuffs at his own risk.

The analysis of all samples collected is reported since in this way the public is informed of all results and not just those that do not make the guarantees. The State collects a registration fee for each brand of feed sold. These funds pay for the inspection service. The manufacturer is assured of an unbiased inspection of his product and the consumer knows that he has recourse under the law if he is not satisfied with results obtained by feeding a particular product in case it is shown that trouble is due to a feed deficiency. The cost of the inspection is very small, a fraction of a cent on a per bag sold basis.

## TERMS USED IN REPORTING ANALYSIS

The terms, PROTEIN, FAT and CRUDE FIBER appear on the label of a feedingstuff and the percentage shown following each term is the minimum amount of protein and fat and the maximum amount of crude fiber in the feed as guaranteed. These are determined by chemical analysis. In addition it may be desirable to determine the "moisture" and "ash" content of a feed. The sum of these five determinations subtracted from 100 gives a value called the "nitrogen free extract" "NFE." The "NFE" plus the "crude fiber" gives the "carbohydrate" content.

Brief definitions of these terms follow.

**PROTEIN:** A group of complex compounds, all containing nitrogen, carbon and oxygen. In certain cases sulfur, phosphorus or iron are also present. Proteins are essential for life. A variety of protein is insured in a feed when the feed contains both plant and animal products. Extensive research has shown that by a proper combination of ingredients a feed containing the proper proteins for growth and production can be supplied. The usual analysis simply determines the total protein present. To determine the type of protein present or its particular effectiveness involves complex and expensive analytical procedures. Simply stated, the protein content of a feed is found by determining the total nitrogen and multiplying that value by the factor 6.25.

**FAT:** Fat is determined by extracting a dried sample of finely ground feed with ether. The extract contains not only the true fat but other ether soluble substances such as carotene and chlorophyll. These other ether soluble materials are present in very small amounts in most cases and so have little effect on the actual fat content as reported.

**CRUDE FIBER:** This includes the cellulose and other carbohydrates that are resistant to digestion by the animal. For this reason we are interested in the maximum amount that is in a feed. It has little or no value to the animal eating the material.

**MOISTURE:** Moisture is the "water" that is in a feed. It is determined by simply drying a portion of the ground sample in an oven at a constant, controlled temperature.

**ASH:** Ash is the "mineral matter" present in a feed and is found by burning a portion of the sample at a temperature high enough to burn all the carbon out. For comparable results this must be done under controlled conditions.

**NITROGEN-FREE EXTRACT:** This result includes the more soluble carbohydrates such as sugars, and these materials are valuable in animal nutrition.

The use of drugs, growth stimulants and other special purpose additives in

feeds continues to increase. These materials are under very careful control by the Food and Drug Administration and are thoroughly tested before release for general use. Feeds containing these substances must be properly labeled showing what the additive is and the amount. Chemical methods have been developed for the analysis of these materials but in general they are time consuming and may not be as accurate as would be desired when such small amounts as a few ten-thousandths of a percent are involved. An increase in staff available for inspection work would make it possible to check the drug guarantees on some of the "medicated" feedingstuffs.

## USE OF FEEDINGSTUFFS

The use of bulk feed deliveries continues to increase. This is a way of cutting feed costs when proper facilities are available for delivery and storage of the feed.

It is not within the scope of this bulletin to make recommendations regarding the use of commercial feedingstuffs. The Department of Dairy Husbandry and the Department of Poultry Husbandry are continually studying feeding problems. The following publications which discuss feeds and feeding from one viewpoint or another are available free of charge to residents of New Hampshire. Requests should be addressed to: Mail Service, University of New Hampshire, Durham.

- Ext. Bull. 67 Turkey Production in New Hampshire.
- Ext. Bull. 114 Feeding Dairy Cattle.
- Ext. Cir. 282 Dairy Calves.
- Ext. Cir. 312 Brooding and Rearing Chickens.
- Sta. Bull. 401 Feed Standards for N. H. Broilers.
- Sta. Bull. 411 Cobalt Deficiency in N. H. Cattle, Sheep and Goats.
- Sta. Bull. 419 Effect of Texture on the Nutritive Value of Concentrates for Dairy Cattle.
- Sta. Bull. 426 Distributing and Handling Grain-Feeds in New Hampshire.  
I. Characteristics of Milling and Distributing Firms.
- Sta. Bull. 427 Distributing and Handling Grain-Feeds in New Hampshire.  
II. Problems in Retail Distribution.
- Sta. Bull. 431 Distributing and Handling Grain-Feeds in New Hampshire.  
III. Improving the Efficiency of the Grain Feeding Operation on Poultry and Dairy Farms.
- Sta. Bull. 438 The Nutritive Value of Dried Citrus Pulp for Dairy Cattle.

Inquiries occasionally are made regarding a method of calculating the protein, fat, or fiber content of a home-mixed feed. There are tables available, such as those in Morrison's book "Feeds and Feeding," which give the average chemical analysis of feed concentrates, roughage and silages. It should be pointed out that the chemical analysis of a particular lot of an ingredient may be somewhat above or below the average figure shown in the table. This fact must be taken into consideration in fixing guarantees. The following example shows how the protein content of a feed mixture may be calculated:

Ingredients	pounds used	×	per cent protein in ingredient	=	lbs. protein furnished by ingredient
Ground Oats	200		12.0		24
Ground Corn	400		8.0		32
Gluten Feed	300		25.0		75
Wheat Bran	400		15.0		60
Linseed Oil Meal	100		34.0		34
Salt	10		.....		.....
Total Mix	1410 lbs.		contains		225 lbs. protein

$$\text{The mixture contains } \frac{225}{1410} \times 100 = 15.95\% \text{ Protein.}$$

The percentage of fat or fiber may be calculated in a like manner by substituting the fat or fiber figures for those of the protein.

### CONFORMITY TO GUARANTEES

The chemical analyses reported in this bulletin were made by methods approved by the Association of Official Agricultural Chemists.

A total of 703 official samples were submitted for analysis. Samples were drawn at retail outlets or at the farm after delivery. Bulk delivery of feed is steadily increasing and a considerable number of bulk lots were sampled. While in most cases only one sample of a brand was drawn, in several instances a brand was sampled two or more times during the year, often at different locations if possible.

Table I shows the percentage of samples analyzed each year since 1926 that did not conform to guarantees. Table II lists the analyses of official samples of feed ingredients and mixed feeds. Table III lists the analyses of official samples of dry and canned pet foods. Of the 627 samples reported in Table II 4.3% were deficient less than 0.5% and 5.4% were deficient more than 0.5% in protein; 2.1% were deficient less than 0.25% and 3.7% were deficient more than 0.25% in fat; and 8.0% exceeded the guarantee in crude fiber. Of 76 pet food samples 7.9% were deficient less than 0.25% and 10.5% were deficient 0.5% or more in protein; 1.3% were deficient less than 0.25% and 10.5% were deficient more than 0.25% in fat. No sample contained excessive crude fiber.

75 samples were drawn from bulk deliveries and 120 samples were drawn at the farm.

83 samples of mixed feed or ingredients represented brands not registered at time of sampling.

30 samples of pet food represented brands not registered at time of sampling.

Samples of lots drawn from bulk deliveries, drawn at farms or not registered at time of sampling are so identified in Tables II and III.

Bold face type and underline are used when a deficiency of more than 0.5% below guarantee in protein, of more than 0.25% below guarantee in fat or an excess of more than 1.00% above the guarantee in crude fiber occurs.

It will be noted in Table I that the percent deficiencies for 1958 are higher in every case than last year. This trend is influenced by the fact that if a brand was found deficient that particular brand was in many cases resampled and per-



haps was still deficient. This sampling procedure was carried out by the Supervisor in an effort to have those manufacturers who were deficient improve their products and have that fact shown by data in the bulletin.

**TABLE I**  
**PERCENTAGE OF SAMPLES ANALYZED IN YEARS**  
**1926-1958 NOT CONFORMING TO GUARANTEES**

Year	Per cent Below guarantee in Protein		Per cent below guarantee in Fat		Per cent high in Crude Fiber
	Less than 0.5 per cent	0.5 per cent or more	Less than 0.25 per cent	0.25 per cent or more	
1926	8.0	16.0	4.0	10.0	6.0
1927	8.3	16.4	5.8	13.6	5.9
1928	9.1	20.7	4.3	9.3	7.9
1929	9.5	20.2	2.8	9.3	6.5
1930	4.8	13.1	4.0	8.0	3.9
1931	1.8	7.2	5.9	9.7	5.3
1932	1.8	1.4	5.0	8.1	2.8
1933	1.3	3.6	7.5	9.8	3.6
1934	3.0	3.4	3.9	7.1	9.8
1935	2.4	3.0	4.2	8.5	9.9
1936	2.9	5.2	5.5	8.3	12.2
1937	2.8	4.2	3.0	6.0	11.0
1938	2.9	8.1	9.8	10.8	11.5
1939	1.9	3.3	6.8	9.3	8.7
1940	2.9	4.0	6.2	6.7	7.5
1941	1.1	2.6	4.7	6.7	5.6
1942	2.6	3.5	3.7	4.5	7.4
1943	3.7	2.7	7.7	8.6	7.4
1944	8.2	9.0	10.7	19.7	6.9
1945	2.1	6.1	2.9	7.5	7.1
1946	8.6	17.5	2.3	8.9	14.6
1947	4.1	10.2	1.7	4.0	24.7
1948	3.6	3.8	2.3	3.5	13.6
1949	3.5	5.8	2.7	2.8	7.2
1950	4.9	7.3	4.9	5.1	3.2
1951	4.4	7.5	2.7	4.9	4.0
1952	4.3	8.4	3.0	5.8	4.3
1953	4.3	12.7	3.4	6.8	4.4
1954	2.7	6.1	1.7	3.5	3.8
1955	2.8	7.5	2.4	4.5	5.9
1956	3.9	3.9	2.4	6.1	4.0
1957	3.6	4.8	1.2	3.7	3.7
1958	4.7	5.7	1.8	4.1	7.1

## REQUESTS BY INDIVIDUALS FOR THE ANALYSIS OF FEEDINGSTUFFS

In addition to the official samples of feedingstuffs submitted by the Feed Control Supervisors, the Agricultural Experiment Station each year analyzes some samples drawn by individuals to aid in solving a particular problem. Chemical analysis can aid in certain cases but it should not be expected to answer all questions. A close study of management practices will often answer many problems when the first thing to do seems to be to blame the feed for difficulties in growth or production of livestock. It is suggested that in the case of a difficulty involving feeding that you call in your County Agent, your veterinarian, or the fieldman of your feed supplier to consider your problem. They will then obtain the facts in the case and will determine whether an analysis of the feed will be of help or not.

If a feed sample is mailed or brought to the laboratory, it is essential that the sample drawn, about one pint, put in a clean, tight container, adequately represents the large lot from which it is drawn and that full information concerning the case accompany the sample. If this is not done, it must be supplied before analysis can be made. Because of the cost of laboratory work and materials, the necessity for an analysis is decided upon the basis of information submitted and an opinion obtained as to whether or not an analysis is necessary in the particular case involved. Since this is a state experiment station, this service is available only to residents of the state and no charge is made for occasional work. Many questions that are raised may be satisfactorily answered by correspondence without laboratory work.

Forty-eight samples of feed, hay or silage were examined for residents of the state because of some special problem involving the particular case during the fiscal year.

TABLE II — ANALYSIS OF MIXED FEEDS AND FEED INGREDIENTS

Manufacturer	Brand	Sampled in	Pounds in 100 lbs. of Feedingstuff						
			Protein		Fat		Crude Fiber		
			Guar-anteed*	Found	Guar-anteed*	Found	Guar-anteed*	Found	
<b>The Agro Co. of Canada Ltd.</b> 450 Budge St., Montreal, Que., Canada									
	†Agro Pure Bran	Colebrook	14.00	15.1	3.50	4.1	11.50	11.0	
<b>Allied Mills Inc.</b> Chicago, Ill.									
	Pork Maker	W. Lebanon	14.00	18.4	3.00	4.5	8.00	5.8	
	†Pure Corn and Oats Chop	W. Lebanon	9.00	10.0	3.50	4.1	10.00	6.7	
	†Sucrene 16% Dairy "E"	W. Lebanon	16.00	19.1	3.00	4.1	15.00	11.0	
	Wayne 16% Dairy	W. Lebanon	16.00	18.4	3.00	3.6	9.00	8.0	
	Wayne 20% Dairy	W. Lebanon	20.00	20.9	3.00	3.3	9.00	7.6	
	Wayne Breeder	W. Lebanon	22.00	23.3	4.00	5.0	4.50	4.8	
	Wayne Egg	W. Lebanon	22.00	21.9	4.00	5.0	4.50	4.9	
	Wayne Fattening Pellets (161) Medicated	W. Lebanon	18.00	20.4	3.00	4.1	6.00	4.7	
	Wayne Fitting Ration	W. Lebanon	13.00	16.1	3.00	4.1	8.50	7.2	
	†Wayne Game Bird Grower	W. Lebanon	22.00	23.2	3.50	4.7	7.00	4.7	
	Wayne Horse Feed	W. Lebanon	9.00	10.4	2.50	3.2	12.00	8.0	
	Wayne Medicated H-A-D (170)	W. Lebanon	20.00	21.4	5.00	5.0	4.00	3.3	
	Wayne Rocket Broiler Finisher (196) Medicated	W. Lebanon	19.00	21.4	5.00	5.1	2.50	2.7	
	Wayne Rocket Broiler Starter (186) Medicated	W. Lebanon	23.00	22.7	5.00	5.3	2.50	2.8	
	Wayne Sweet Bulky Feed "E"	W. Lebanon	12.00	14.4	1.50	3.5	15.00	13.3	
	Wayne Test Cow Ration	W. Lebanon	16.00	18.6	4.00	5.1	9.00	8.2	
	Wayne Universal Breeder	W. Lebanon	18.00	18.2	4.00	4.8	4.00	3.4	
	Wayne Universal Egg	W. Lebanon	18.00	18.3	4.00	5.2	4.00	4.1	
<b>Archer-Daniels-Midland Co.</b> Minn. 2, Minn.									
	Archer Quality 34% Protein Linseed Oil Meal	Potter Place	34.00	34.4	0.50	4.0	10.00	9.0	
<b>Atlantic Processing Co.</b> Amagansett, N. Y.									
	Smith's Life Line Fish Meal	Manchester	55.00	66.3	4.00	7.5	3.00	0.2	
<b>B &amp; W Canning Co., Inc.</b> Groveland, Florida									
	B 'n W Brand Dried Citrus Pulp	Dover	6.00	5.7	3.00	3.4	13.00	10.5	
<b>E. W. Bailey &amp; Co., Inc.</b> Montpelier, Vt.									
	(F)Bailey's Feeds Calf Ration	Woodsville	15.00	<u>13.8</u>	3.00	3.6	7.00	7.4	
	Bailey's Feeds Complete Egg Ration (Pellets)	Colebrook	16.00	19.5	3.50	3.5	7.00	4.9	
	Bailey's Feeds — Corn Gluten Feed	N. Haverhill	21.00	22.8	1.00	1.8	10.00	8.0	
	Bailey's Feeds — 16% Dairy Ration	N. Haverhill	16.00	16.3	3.00	3.5	9.00	7.5	
	(F)Bailey's Feeds — 16% Dairy Ration	Woodsville	16.00	17.5	3.00	4.5	9.00	7.8	
	(F)Bailey's Feeds — 16% Dairy Ration	Concord	16.00	15.6	3.00	2.8	9.00	6.9	
	Bailey's Feeds — 18% Dairy Ration	N. Haverhill	18.00	20.2	3.00	<u>2.6</u>	9.00	7.4	
	Bailey's Feeds — 20% Dairy Ration	N. Haverhill	20.00	20.9	3.00	<u>3.0</u>	9.00	7.2	
	Bailey's Feeds Fitting Ration	Colebrook	14.00	14.3	3.00	3.7	11.00	8.6	
	Bailey's Feeds Grow-N-Lay	Colebrook	20.00	21.0	3.50	3.6	6.00	5.7	
	Bailey's Feeds — Horse Feed	N. Haverhill	10.00	12.4	3.00	3.7	9.00	7.4	

\*Protein and fat not less than, crude fiber not more than.

†Not registered when sampled.

(F)Sampled at a Farm.

TABLE II — ANALYSIS OF MIXED FEEDS AND FEED INGREDIENTS — Continued

Manufacturer	Brand	Sampled in	Pounds in 100 lbs. of Feedingstuff					
			Protein		Fat		Crude Fiber	
			Guar-anteed*	Found	Guar-anteed*	Found	Guar-anteed*	Found
<b>E. W. Bailey &amp; Co., Inc. (Continued)</b>								
Bailey's Feeds	Mo-Bulk	Colebrook	10.50	12.4	1.00	2.2	15.00	14.1
Bailey's Feeds	New Englander 14	Colebrook	14.00	15.6	3.00	3.3	14.00	13.3
Bailey's Feeds	New Englander 18	Colebrook	18.00	17.4	3.00	3.5	14.00	11.2
Bailey's Feeds	New Englander 18	N. Haverhill	18.00	16.4	3.00	3.1	14.00	8.9
†Bailey's Feeds	Soybean Meal	Colebrook	44.00	44.1	0.50	1.1	7.00	6.2
Bailey's Feeds	Special 16% Dairy Ration	Colebrook	16.00	19.2	3.00	3.6	10.00	7.1
Bailey's Gro-Egg	Mix	N. Haverhill	16.00	17.1	4.00	4.8	4.50	4.6
Bailey's Pig	Grower	Colebrook	15.00	15.2	3.50	4.9	6.50	5.8
†Bailey's Rocket	17	Colebrook	17.00	17.9	2.00	2.0	15.00	13.6
<b>Beacon Milling Co.</b>								
<b>Cayuga, N. Y.</b>								
Auburn	"16" Dairy Ration	Dover	16.00	16.8	3.00	3.7	10.00	8.1
Be-Co-Breeder		Dover	16.00	16.3	3.00	4.2	6.00	4.2
Be-Co-Grower		Dover	15.00	16.7	3.00	4.6	6.75	6.1
Be-Co-Lass		Dover	11.00	10.5	2.00	2.4	13.00	10.9
Be-Co-Layer		Dover	16.00	17.0	3.00	4.1	6.00	5.1
Beacon Balancer	Pellets	Dover	20.00	21.2	3.00	4.1	6.00	5.0
Beacon Breeder	All-Mash	Dover	17.00	17.4	4.75	4.8	4.50	3.7
Beacon Breeders	Mash	Dover	22.00	22.6	4.75	5.6	5.00	3.5
Beacon Broiler	Finisher GYA Medicated	Dover	20.00	20.1	5.00	6.6	3.50	2.6
Beacon Cape-Roaster	Finisher GY Medicated	Dover	20.00	20.1	4.50	6.1	4.00	2.8
Beacon Dairy	Fitting	Dover	14.00	14.7	3.25	3.5	9.00	7.6
Beacon "16"	Dairy Ration	Dover	16.00	17.4	3.50	4.1	9.00	7.1
(F)Beacon "16"	Dairy Ration	Grasmere	16.00	18.0	3.50	4.1	9.00	7.5
(F)Beacon "16"	Dairy Ration	Grasmere	16.00	16.2	3.50	3.9	9.00	7.2
Beacon "20"	Dairy Ration	Dover	20.00	21.0	3.25	3.4	9.00	7.2
Beacon "22"	Egg Mash	Dover	22.00	22.2	4.75	5.2	5.00	4.2
Beacon Grower	All Mash Gy Medicated	Dover	16.00	17.1	4.50	4.9	6.00	5.1
Beacon Market	Egg All-Mash	Dover	17.00	17.7	4.75	5.5	4.50	3.3
Beacon Nicarbazin	Arsanilic Acid Mix in Beacon Broiler-Finisher	Dover	20.00	20.5	5.00	5.7	3.50	2.5
Beacon Nicarbazin	Arsanilic Acid Mix in Beacon Starter-Broiler	Dover	23.00	23.8	5.00	6.0	4.00	2.8
Beacon Nicarbazin	Mixed with Beacon Poultry Gro-Finisher	Nashua	20.00	21.4	4.50	6.1	4.00	2.8
Beacon Poultry	Fitting	Dover	11.00	11.6	2.50	3.2	7.50	4.6
Beacon Sodium	Propionate Mixture in Beacon Dairy Fitting Ration	Dover	14.00	14.6	3.00	3.2	9.00	7.8
Beacon Special	Scratch Grains	Dover	9.00	9.5	2.00	2.9	5.00	3.2
Beacon Starter-Broiler	GYA Medicated	Dover	23.00	23.7	5.00	7.3	4.00	2.7
Beacon "18"	Test Cow Ration	Dover	18.00	19.1	4.00	4.0	9.00	7.3
Beacon Turkey	and Game Bird Fitting	Dover	10.00	10.2	2.50	3.4	9.00	5.2

**The Best Foods, Inc.**

**Buffalo, N. Y.**

†Pulverized White Oats	Manchester	10.00	12.3	4.50	5.1	10.00	8.1
------------------------	------------	-------	------	------	-----	-------	-----

\*Protein and fat not less than, crude fiber not more than.

†Not registered when sampled.

(F)Sampled at a Farm.

TABLE II — ANALYSIS OF MIXED FEEDS AND FEED INGREDIENTS — Continued

Manufacturer Brand	Sampled in	Pounds in 100 lbs. of Feedingstuff					
		Protein		Fat		Crude Fiber	
		Guar- anteed*	Found	Guar- anteed*	Found	Guar- anteed*	Found
<b>Bremco Alfalfa Mills, Inc.</b>							
New Bremen, Ohio							
†Medogren Alfalfa Meal .....	Concord	17.00	16.7	1.50	2.8	27.00	24.6
<b>The Brode Corp.</b>							
Memphis, Tenn.							
†Owl Brand 41% Prime Cottonseed Meal .....	Lancaster	41.00	<u>39.8</u>	3.00	<u>2.5</u>	14.00	<u>15.1</u>
<b>Brown Forman Dist. Corp.</b>							
Louisville, Kentucky							
BF Corn Distillers Dried Grains .....	Concord	23.00	25.0	7.00	7.4	15.00	14.1
<b>Buckeye Cellulose Corp.</b>							
Cinn., Ohio							
**Buckeye 44% Protein Sol. Ext. Soy- bean Oil Meal .....	Claremont	44.00	48.4	0.50	1.1	7.00	5.0
<b>Calvert Milling Co.</b>							
Hoytville, Ohio							
†17% Dehydrated Alfalfa Meal .....	Manchester	17.00	20.2	1.50	3.1	27.00	20.1
<b>Cargill, Inc.</b>							
Minneapolis, Minnesota							
†Cargill, Inc. 34% Protein Solvent Extracted Linseed Oil Meal .....	Colebrook	31.00	35.0	0.50	2.4	10.00	9.6
Cargill 44% Protein Solvent Soybean Oil Meal .....	Manchester	44.00	45.4	0.50	0.9	7.00	5.3
<b>A. B. Caple Co.</b>							
Toledo, Ohio							
†Alfalfa Crumbles .....	Lisbon	13.00	<u>11.8</u>	1.00	1.0	33.00	45.9
Alfalfa Crumbles .....	Lisbon	13.00	<u>13.0</u>	1.00	1.1	33.00	<u>39.1</u>
Alfalfa Meal .....	Keene	13.00	15.9	1.00	1.4	33.00	<u>31.7</u>
Capex 17% Dehydrated Alfalfa Meal	Claremont	17.00	<u>16.4</u>	2.00	2.2	27.00	26.5
<b>Central Soya Co., Inc.</b>							
Fort Wayne, Ind.							
Thrifty-Fifty 50% Soybean Oil Meal	Manchester	50.00	50.4	0.50	0.8	3.00	3.0
<b>S. J. Cherry &amp; Sons</b>							
Preston, Canada							
†Wheat Bran .....	Manchester	14.00	15.2	3.50	4.4	11.50	11.3
<b>Citrus Feed Co.</b>							
Lakeland, Fla.							
Fosgate's Ace High All Sweet Dried Citrus Pulp .....	Woodsville	6.00	6.7	2.50	2.5	11.00	10.5
(F)Fosgate's Ace High All Sweet Dried Citrus Pulp .....	Woodsville	6.00	5.5	3.00	3.0	11.00	10.8
<b>Clinton Foods</b>							
Clinton, Iowa							
Clinton Corn Gluten Feed .....	Colebrook	21.00	<u>20.1</u>	1.00	1.5	10.00	8.6

\*Protein and fat not less than, crude fiber not more than.

\*\*Sampled from Bulk Shipments.

†Not registered when sampled.

(F) Sampled at a Farm.

TABLE II — ANALYSIS OF MIXED FEEDS AND FEED INGREDIENTS — Continued

Manufacturer	Brand	Sampled in	Pounds in 100 lbs. of Feedingstuff					
			Protein		Fat		Crude Fiber	
			Guar-anteed*	Found	Guar-anteed*	Found	Guar-anteed*	Found
<b>Consolidated Rendering Co.</b>								
Boston, Mass.								
Corenco 47%	Meat & Bone Scrap	Keene	47.00	46.7	6.00	9.6	2.00	1.7
Corenco 47%	Meat & Bone Scrap	Claremont	47.00	46.5	6.00	8.2	2.00	1.6
Corenco 47%	Meat & Bone Scrap	Concord	47.00	47.8	6.00	9.5	2.00	2.1
Corenco 47%	Meat & Bone Scrap	Potter Place	47.00	49.2	6.00	10.1	2.00	2.5
Corenco 47%	Meat & Bone Scrap	Suncook	47.00	48.7	6.00	8.0	2.00	1.9
†Corenco	Poultry By-Product Meal	Manchester	56.00	<u>54.6</u>	6.00	14.6	2.00	1.6
<b>Corn Products Refining Co.</b>								
N. Y., N. Y.								
Buffalo Brand 21%	Protein Corn Gluten Feed	Concord	21.00	22.1	1.00	2.0	10.00	9.2
Diamond Brand	Corn Gluten Meal	Concord	41.00	43.5	1.00	2.0	6.00	5.4
<b>Chas. M. Cox Co.</b>								
Boston, Mass.								
Big W 16%	Dairy	Lisbon	16.00	17.5	2.50	2.8	11.00	9.0
†Big W 16%	Dairy Feed	Lisbon	16.00	16.9	2.50	2.7	11.00	10.0
**Wirthmore	Calving Feed	Amherst	14.00	16.1	3.50	3.8	10.00	8.4
Wirthmore	Chick Starter 400 (Medi- cated)	Plymouth	20.00	20.8	4.00	4.6	5.00	4.8
†Wirthmore	Chick Starter 401 (Medi- cated)	Plymouth	20.00	21.4	4.00	5.6	5.00	4.6
Wirthmore	Coarse Test Dairy Feed	Dover	16.00	18.8	4.00	4.7	9.00	7.6
Wirthmore	Coccidiosis Treatment Ration 411	Plymouth	22.00	21.8	5.50	5.5	4.00	3.0
Wirthmore	Complete Breeder Ration	Plymouth	15.00	17.1	3.50	4.7	6.00	4.6
Wirthmore	Complete Egg Ration	Lancaster	16.00	17.1	3.50	3.9	5.00	4.8
Wirthmore	Complete Egg Ration	Dover	16.00	16.8	3.50	3.6	5.00	3.9
Wirthmore	Complete Growing Ra- tion	Lisbon	13.50	14.4	3.00	4.1	7.00	5.1
Wirthmore	Complete Turkey Grow- ing Ration	Plymouth	18.00	18.3	4.00	5.7	5.50	5.4
Wirthmore	16 Dairy Feed	Lancaster	16.00	18.0	3.50	3.5	9.00	8.5
** (F)Wirthmore	16 Dairy Feed	Claremont	16.00	18.3	3.50	3.5	9.00	7.9
Wirthmore	14 Dairy Fitting Feed	Lancaster	14.00	15.6	3.50	4.3	8.50	6.3
Wirthmore	14 Dairy Fitting Feed	Potter Place	14.00	14.0	3.50	3.6	8.50	7.0
Wirthmore	16 Dairy Record Feed	Londonderry	16.00	18.5	3.50	4.1	8.50	7.5
(F)Wirthmore	16 Dairy Record Feed	Tilton	16.00	17.3	3.50	3.8	8.50	7.2
** (F)Wirthmore	16 Dairy Record Feed	Mt. Vernon	16.00	18.1	3.50	3.5	8.50	8.0
** (F)Wirthmore	16 Dairy Record Feed	Amherst	16.00	19.7	3.50	3.8	8.50	7.9
Wirthmore	18 Dairy Record Feed	Portsmouth	18.00	20.3	3.50	3.8	8.50	7.5
Wirthmore	32 Dairy Supplement	Lancaster	32.00	32.5	2.50	2.5	9.00	8.3
Wirthmore	Fattening Pellets	Londonderry	17.50	19.1	4.00	4.6	4.50	4.2
Wirthmore	Fodder Greens	Dover	9.00	13.4	2.00	2.1	18.00	16.6
Wirthmore	Green Mountain 14	Dover	14.00	15.8	3.25	3.7	10.00	8.0
Wirthmore	Green Mountain 16	Londonderry	16.00	15.6	3.25	4.0	10.00	7.8
** (F)Wirthmore	Green Mountain 16	Nashua	16.00	16.9	3.25	3.4	10.00	8.0
Wirthmore	Green Mountain 20	Dover	20.00	20.1	3.25	3.3	10.00	7.6
Wirthmore	Grow & Egg Mash	Dover	20.00	20.5	4.00	4.6	5.00	5.2
Wirthmore	Hi-Ener-G 16	Londonderry	16.00	17.6	4.00	4.0	4.50	3.9
Wirthmore	Hi-Ener-G 16	Plymouth	16.00	18.5	4.00	5.0	4.50	3.6
** (F)Wirthmore	Hi-Ener-G 16	Brookline	16.00	17.2	4.00	4.6	4.50	4.0
Wirthmore	Hi-Ener-G Breeder	Dover	16.00	19.1	3.50	4.5	4.50	3.9

\*Protein and fat not less than, crude fiber not more than.

\*\*Sampled from Bulk Shipments.

†Not registered when sampled.

(F)Sampled at a Farm.

TABLE II — ANALYSIS OF MIXED FEEDS AND FEED INGREDIENTS — Continued

Manufacturer	Sampled in	Pounds in 100 lbs. of Feedingstuff					
		Protein		Fat		Crude Fiber	
		Guar-anteed*	Found	Guar-anteed*	Found	Guar-anteed*	Found
<b>Chas M. Cox Co. (Continued)</b>							
** (F) Wirthmore Hi-Ener-G 16 Pellets	Brookline	16.00	18.1	4.00	4.8	4.50	4.3
Wirthmore Hog Grower	Lisbon	15.00	20.0	4.00	4.1	6.00	5.4
Wirthmore Horse Feed	Dover	10.00	10.5	3.50	3.7	9.00	6.3
** (F) Wirthmore Improved Hi Energy Broiler Ration Medicated	Laconia	22.00	22.2	5.50	6.2	3.50	3.0
Wirthmore Improved Hi-Ener-G Broiler Ration 404 (Medicated)							
Nicar. & Sod. Arsan.	Londonderry	22.00	24.2	5.50	6.2	3.50	3.1
Wirthmore Medicated Broiler Perk 406	Plymouth	22.00	22.8	5.50	5.5	4.00	3.4
Wirthmore Medicated Quickies	Plymouth	20.00	19.3	3.50	5.0	4.50	4.2
Wirthmore Pig and Sow Feed	Plymouth	17.00	19.2	3.50	3.9	6.00	5.1
Wirthmore Poultry Wormer	Londonderry	17.50	19.4	4.00	5.0	4.50	4.9
Wirthmore Production Scratch	Dover	9.50	10.2	2.50	3.0	4.00	3.5
Wirthmore Roaster Finisher 425 Medicated	Londonderry	16.00	18.2	4.50	5.2	4.00	3.1
Wirthmore Super Pellets	Londonderry	23.00	24.4	3.50	4.5	5.50	5.2
Wirthmore Turkey Growing Ration	Dover	23.00	23.6	3.50	4.9	6.00	5.9
Wirthmore Turkey Growing Ration 441 Medicated	Dover	23.00	25.0	3.50	3.6	6.00	5.7
Wirthmore Turkey Starter (Medicated)	Dover	28.00	28.2	4.00	4.8	5.50	4.5
<b>Dean &amp; Lee</b>							
<b>Horseheads, N. Y.</b>							
† Pathfinder Hi-Energy Jumbo Starter Broiler Medicated	Derry	24.00	25.1	7.00	5.3	3.00	2.6
<b>Delaware Mills Inc.</b>							
<b>Deposit, N. Y.</b>							
Delamycin Medicated	Milford	20.00	21.3	3.00	4.5	5.50	4.8
† Delaware Broiler Finisher Crumbles	Milford	18.00	24.3	3.00	4.6	5.00	3.4
† Delaware Broiler Finisher (Medicated)	Farmington	20.00	20.4	5.50	5.7	3.50	3.1
Delaware Complete Layer	Farmington	15.00	16.6	3.00	4.3	6.50	5.9
† Delaware Dienestrol Diacetate and Nicarbazin Mix in Delaware Broiler Finisher	Milford	18.00	19.3	3.00	5.0	5.00	3.4
Delaware Egg Mash	Milford	20.00	21.6	3.00	5.0	6.00	5.4
Delaware Fitting Ration	Farmington	14.00	16.7	3.00	4.4	11.00	8.2
Delaware H-E Breeder	Milford	16.50	18.8	3.00	3.7	5.00	4.4
Delaware H-E Broiler Mash (Medicated)	Farmington	22.00	23.4	4.00	6.1	4.00	3.2
Delaware H-E Broiler Mash (Medicated)	Milford	24.00	23.5	5.50	5.0	3.50	3.0
Delaware H-E Layer	Milford	16.50	18.3	3.00	3.5	4.50	4.3
Delaware H-E Layer (Medicated)	Milford	16.50	17.8	3.00	3.9	4.50	5.1
Delaware Horse Feed	Farmington	12.00	10.7	3.00	3.8	10.00	7.0
† Delaware 4-Nitrophenylarsonic Acid Mix Inc. in Delaware Turkey Developer	Farmington	20.00	20.3	3.00	5.0	6.50	5.6
† Delaware 4-Nitrophenylarsonic Acid Mix Inc. in Delaware Turkey Finisher Pellets	Farmington	16.00	21.6	3.00	4.0	5.00	5.4

\*Protein and fat not less than, crude fiber not more than.

\*\*Sampled from Bulk Shipments.

†Not registered when sampled.

(F) Sampled at a Farm.



TABLE II — ANALYSIS OF MIXED FEEDS AND FEED INGREDIENTS — Continued

Manufacturer	Sampled in	Pounds in 100 lbs. of Feedingstuff					
		Protein		Fat		Crude Fiber	
		Guar-anteed*	Found	Guar-anteed*	Found	Guar-anteed*	Found
<b>Delaware Mills Inc. (Continued)</b>							
†Delaware Poultry Fitting Ration .....	Farmington	10.00	11.7	2.50	3.1	7.00	6.3
Delaware Sweet 16% Dairy Feed ..	Farmington	16.00	16.9	3.50	3.8	11.00	8.5
Delaware 18% Test Ration .....	Farmington	18.00	18.2	3.50	4.4	10.00	8.2
†Delaware Worming Crumbles .....	Milford	16.00	17.4	2.50	1.1	6.50	4.5
Indian Sweet 16% Dairy Feed .....	Farmington	16.00	16.6	3.00	3.3	15.00	8.6
†Indian Sweet 18% Dairy Feed .....	Farmington	18.00	19.2	3.00	3.3	13.00	8.3
<b>Delphos Grain &amp; Soya Products Co.</b>							
<b>Delphos, Ohio</b>							
44% Protein Soybean Oil Meal (Sol-vent Extracted) .....	Lancaster	44.00	44.6	0.50	1.5	7.00	7.7
<b>Dietrich &amp; Gambrill, Inc.</b>							
<b>Frederick, Md.</b>							
D & G All Mash Grower .....	Laconia	15.00	16.6	4.00	4.7	4.00	3.9
D & G All Mash Laying Ration .....	Laconia	16.00	16.2	4.00	4.9	4.00	2.9
†D & G Nicarbazin Mixture Inc. in All Mash Grower .....	Laconia	15.00	16.1	4.00	4.8	4.00	3.6
D & G Nicarbazin Mixture in Gambrill's Chick Starter .....	Derry	20.00	23.1	4.00	5.0	4.00	3.8
D & G Pasture Ration .....	Laconia	12.00	12.8	3.00	3.8	11.00	10.0
Utility Scratch Feed .....	Laconia	9.00	10.1	2.50	3.4	5.00	3.1
<b>Dow Brewery Ltd</b>							
<b>Montreal, Canada</b>							
Brewers Dried Grains .....	N. Haverhill	22.00	<u>20.3</u>	7.00	7.3	15.00	<u>16.0</u>
<b>Dominion Malting Ltd.</b>							
<b>Toronto, Canada</b>							
†Dried Brewers' Grains .....	Keene	22.00	23.1	6.00	8.9	20.00	13.8
<b>Eastern States Farmers Exch. Inc.</b>							
<b>W. Springfield, Mass.</b>							
D FE (Drouth Forage Extender) .....	Woodsville	12.00	14.3	2.00	3.6	15.00	10.8
Eastern States All Mash Breeder (Medicated) .....	Woodsville	16.00	17.3	4.00	4.7	4.00	3.8
(F) Eastern States All Mash Breeder (Medicated) .....	Manchester	16.00	17.1	4.00	5.0	4.00	4.2
Eastern States All Mash Breeder (Medicated) .....	Manchester	16.00	17.8	4.00	4.9	4.00	2.7
Eastern States Calf Starter .....	Laconia	20.00	19.8	3.00	3.4	6.00	4.6
Eastern States Calving Ration .....	Dover	9.50	11.9	1.50	2.4	15.00	12.1
Eastern States Cashmaker (Medi-cated) .....	Dover	16.00	18.6	4.00	4.9	4.00	4.2
Eastern States Cashmaker (Medi-cated) .....	Concord	16.00	24.1	4.00	4.1	4.00	3.9
Eastern States Champion .....	Woodsville	14.00	14.3	2.50	2.8	7.00	5.4
Eastern States Class Leader .....	Dover	14.00	15.8	3.50	5.0	9.00	6.9
Eastern States Finisher (Medicated) .....	Dover	17.00	17.6	5.00	6.1	4.00	3.6
Eastern States Fulpail .....	Woodsville	20.00	21.8	3.00	3.9	8.00	7.4
Eastern States Goalmaker (Medi-cated) .....	Dover	16.00	17.2	4.00	4.8	4.00	3.5
Eastern State Medicated-Sentinel .....	Dover	20.00	20.7	4.00	4.9	4.50	4.0
Eastern States Milkmore .....	Dover	16.00	17.7	3.50	4.2	9.00	7.0

\*Protein and fat not less than, crude fiber not more than.

†Not registered when sampled.

(F) Sampled at a Farm.



TABLE II — ANALYSIS OF MIXED FEEDS AND FEED INGREDIENTS — Continued

Manufacturer Brand	Sampled in	Pounds in 100 lbs. of Feedingstuff					
		Protein		Fat		Crude Fiber	
		Guar-anteed*	Found	Guar-anteed*	Found	Guar-anteed*	Found
<b>Eastern States Farmers Exch., Inc. (Continued)</b>							
(F)Eastern States Milkmore	Woodsville	16.00	17.2	3.50	3.7	9.00	7.7
Eastern States Pacemaker (Medicated)	Manchester	20.00	21.3	5.00	5.5	4.50	3.4
Eastern States Pig Primer (Medicated)	Concord	16.00	16.0	3.00	4.0	5.50	4.8
Eastern States Pork Builder	Woodsville	14.00	15.8	3.00	3.8	4.00	3.3
Eastern States Sweepstakes	Dover	16.00	17.2	3.00	4.0	8.00	4.9
Eastern States Turkey Finisher	Concord	16.00	18.0	3.00	4.1	4.00	3.7
Eastern States Turkey Grower	Dover	20.00	21.2	3.00	4.2	5.00	4.4
<b>Elam Grain Co. St. Louis, Mo.</b>							
†Elam's Dried Brewers' Grain	Manchester	26.00	28.5	5.00	7.1	17.00	14.7
<b>Elm City Grain Co. Keene, N. H.</b>							
Elm Tree All Mash Grower	Keene	16.00	16.6	3.50	3.9	4.50	4.5
Elm Tree All Mash Laying	Keene	16.00	16.6	3.50	3.8	4.50	4.6
Elm Tree Chick Starter	Keene	20.00	21.2	4.00	4.2	4.50	4.5
Elm Tree Dairy Feed	Keene	18.00	20.2	2.50	3.0	10.00	8.2
††(F)Elm Tree 16% Dairy Feed	Keene	16.00	16.8	3.50	4.1	9.00	7.8
†Elm Tree 16% Dairy Feed	Keene	16.00	17.0	3.50	4.9	9.00	9.0
Elm Tree Growing Mash	Keene	20.00	20.5	3.50	3.8	5.00	5.2
Elm Tree Markitop 14% Dairy Feed	Keene	14.00	14.1	3.00	4.4	8.00	8.8
†Elm Tree Markitop 20% Dairy Feed	Keene	20.00	21.1	3.00	3.4	8.50	7.1
Elm Tree 14% Fitting Ration	Keene	14.00	14.9	3.00	3.2	10.00	9.8
(F)**Elm Tree Markitop Hi-Efficiency Layer	Antrim	16.00	16.0	4.00	5.2	5.50	5.2
(F)**Elm Tree Markitop Hi-Efficiency Layer	Antrim	16.00	16.5	4.00	4.3	5.50	5.2
(F)**Elm Tree Markitop High Efficiency Layer	Peterboro	16.00	17.0	4.00	4.3	5.50	5.4
Elm Tree Pig & Hog Feed	Keene	14.00	17.5	3.50	4.2	8.00	5.3
(F)**†Markitop Hi-Efficiency Layer	Antrim	16.00	17.2	4.00	4.6	5.50	4.9
<b>Elmore Milling Co., Inc. Ononta, N. Y.</b>							
Elmore Breeder Mash	Derry	20.00	22.5	3.50	4.7	6.00	5.5
†Elmore Complete Turkey Growing Ration	Derry	17.00	15.4	3.00	5.6	5.00	4.5
Elmore Medicated High Antibiotic Picker-Upper Mash (2A)	Derry	20.00	21.3	3.00	3.8	6.00	5.4
Elmore Pacemaker Fitting Ration 14%	Derry	14.00	15.8	3.00	3.4	9.00	7.8
Elmore Picker-Upper Mash (2A) Medicated	Derry	20.00	22.9	3.00	4.2	6.00	5.1
Elmore Super Broiler Ration (1N) Medicated	Derry	22.00	21.5	4.50	5.6	4.00	4.4
†Elmore Test Ration 14%	Derry	14.00	14.2	3.50	4.6	8.00	7.4
Elmore Turkey Finisher (Fattener)	Derry	16.00	17.5	4.00	5.0	5.00	4.3
<b>Eshelman &amp; Sons, J. W. Lancaster, Penna.</b>							
Eshelman Penny Laying Mash	Keene	20.00	16.9	3.50	4.7	8.00	4.2
Eshelman Red Rose Calf Grower	Keene	14.00	16.6	3.00	4.1	8.50	7.9

\*Protein and fat not less than, crude fiber not more than.

†Not registered when sampled.

\*\*Sampled from Bulk Shipments.

(F)Sampled at a Farm.

TABLE II — ANALYSIS OF MIXED FEEDS AND FEED INGREDIENTS — Continued

Manufacturer	Sampled in	Pounds in 100 lbs. of Feedingstuff					
		Protein		Fat		Crude Fiber	
		Guar-anteed*	Found	Guar-anteed*	Found	Guar-anteed*	Found
<b>Eshelman &amp; Sons, J. W. (Continued)</b>							
Eshelman Red Rose Calf Starter	Keene	18.00	16.8	3.00	3.7	8.00	7.6
Eshelman Red Rose Fitting Ration	Keene	12.00	12.8	3.50	4.0	7.00	6.9
Eshelman Red Rose Rabbit Pellets	Keene	18.00	20.0	3.00	4.4	12.00	10.3
Red Rose Calf Grower	Keene	14.00	16.4	3.00	1.1	8.50	7.8
†Red Rose 16 Dairy Feed	Keene	16.00	17.7	3.50	3.9	9.50	8.3
Red Rose Horse Feed	Keene	9.00	9.4	3.00	3.4	10.00	6.1
<b>Farm Bureau Brand Feeds,</b>							
<b>Farm Bureau Assoc.</b>							
<b>Waltham, Mass.</b>							
(F) Farm Bureau Brand Complete Market Egg Mash	Millford	16.00	17.1	4.50	5.8	4.50	4.0
(F) Farm Bureau Brand 16% Dairy Ration "Fine"	Mt. Vernon	16.00	17.3	3.50	4.7	8.50	6.5
(F)†**Nicarbazin Mixture in Farm Bureau Brand Chick Starter Mash	Millford	20.00	20.8	4.00	5.3	4.50	3.9
<b>Farm Bureau Coop. Assn., Inc.</b>							
<b>Columbus, Ohio</b>							
Dehydrated Alfalfa Meal	Claremont	17.00	16.4	1.50	2.5	27.00	27.0
<b>Florida Citrus Cannery Coop.</b>							
<b>Lake Wales, Florida</b>							
Lake Wales Brand Citrus Pulp	Berlin	6.00	6.7	2.00	5.5	16.00	11.3
<b>Fowler Brothers, Inc.</b>							
<b>Suncook, N. H.</b>							
Sun Valley Dairy Ration	Suncook	16.00	17.8	3.50	3.8	9.00	9.3
Sun Valley Hi-Energy All Mash Breeder	Suncook	15.00	16.7	3.00	4.4	4.50	4.1
<b>General Foods Corp., Corn Mill Div.</b>							
<b>Kankakee, Ill.</b>							
Burt's Hominy Feed	Concord	9.00	10.7	5.00	7.5	6.00	5.1
<b>General Mills Store</b>							
<b>Minn., Minn.</b>							
†Larro Antibiotic Mix in Surelift	Exeter	16.00	19.0	3.00	2.5	3.50	3.1
Larro Chick Grains	Exeter	9.00	10.2	2.00	2.5	4.00	1.3
Larro Medicated Poultry Surelift	Exeter	27.50	29.2	5.50	5.8	3.00	2.7
Larro Medicated Surelift	Exeter	16.00	20.6	3.00	3.0	3.50	3.7
Larro Poultry Surehatch Complete "H-E"	Exeter	16.00	17.8	3.50	3.9	5.00	4.8
Larro Scratch Grains	Exeter	9.00	9.5	2.00	2.7	5.00	2.6
Larro Surebroiler Finisher 23 (NCB-AGS) Medicated	Exeter	23.00	25.6	6.50	6.3	2.50	3.0
Larro Surebroiler Starter 26 (NCB-AGS) Medicated	Exeter	26.00	26.0	6.50	7.5	2.50	2.5
Larro Surelay "H-E"	Exeter	20.00	21.4	3.50	4.7	5.50	4.3
Larro Suremilk 14	Exeter	14.00	16.3	3.00	3.2	9.00	7.6
Larro Suremilk 16	Lancaster	16.00	18.9	3.00	3.5	9.00	6.3
Larro Suremilk 20	Lancaster	20.00	21.6	3.00	3.2	9.00	7.6
†Larro Sureroaster Complete (NCB) Medicated	Exeter	18.00	18.3	4.00	4.3	3.00	2.8

\*Protein and fat not less than, crude fiber not more than.

\*\*Sampled from Bulk Shipments.

†Not registered when sampled.

(F) Sampled at a Farm.

TABLE II — ANALYSIS OF MIXED FEEDS AND FEED INGREDIENTS — Continued

Manufacturer Brand	Sampled in	Pounds in 100 lbs. of Feedingstuff					
		Protein		Fat		Crude Fiber	
		Guar- anteed*	Found	Guar- anteed*	Found	Guar- anteed*	Found
<b>General Mills Store (Continued)</b>							
Purity Pulverized White Oats .....	Manchester	12.00	12.0	4.50	4.7	13.00	15.1
†Surechick (0.175 SQ) Medicated Meal	Exeter	20.00	22.1	3.50	4.0	5.00	3.9
Washburn's Gold Medal Wheat Bran & Ground Wheat Screenings n.e. Mill Run .....	Salem Depot	14.00	16.5	3.50	4.3	12.00	11.2
<b>Gloucester By-Products Inc.</b>							
<b>Gloucester, Mass.</b>							
Globpro Brand 60% Fish Meal .....	Potter Place	60.00	61.4	8.00	<u>7.0</u>	1.00	0.3
<b>D. H. Grandin Milling Co.</b>							
<b>Jamestown, N. Y.</b>							
†(F)Grandin's 16 Test Ration .....	Milford	16.00	18.2	3.00	3.0	10.00	6.4
<b>The Great Western Sugar Co.</b>							
<b>Denver, Colo.</b>							
†GW Dried Beet Pulp .....	Tilton	7.00	8.3	0.30	0.4	22.50	20.7
<b>Hales &amp; Hunter Co.</b>							
<b>Chicago, Ill.</b>							
Pioneer Dairy Production 16 .....	Lebanon	16.00	18.4	3.00	3.0	8.00	6.4
Pioneer Dairy Production 18 .....	Lebanon	18.00	18.6	3.00	3.4	8.00	7.2
Pioneer Dry and Freshening .....	Lebanon	12.00	14.6	2.50	3.4	8.00	6.4
Red Comb Egg Mash .....	Lebanon	20.00	21.2	3.50	4.8	6.50	4.5
Red Comb Growing Mash .....	Lebanon	18.00	19.9	3.00	5.1	7.00	6.4
Red Comb Growing Mash Z Medi- cated .....	Lebanon	18.00	18.2	3.00	4.9	7.00	6.0
<b>Harper Feed Mills</b>							
<b>Washington, Pa.</b>							
Harco Breeder Mash .....	Derry	22.00	24.8	4.00	4.1	5.00	4.0
Harco Chick Starting Mash 3N-MEG	Derry	22.00	24.0	3.50	4.8	4.50	3.4
Harco Growing Mash .....	Derry	18.00	24.7	3.50	4.0	5.50	4.5
Harco Hi-Energy Broiler Mash 3N- NC Medicated .....	Derry	20.00	23.4	4.00	4.8	4.00	2.5
†Harco Hi-Energy Complete Grow- ing Ration .....	Derry	16.00	19.2	3.50	4.6	4.50	4.2
Harco Hi-Energy Complete Laying Ration .....	Derry	16.00	19.3	3.50	4.6	4.50	4.8
†Harco Hi-Energy Finisher Mash 3N- NC Medicated .....	Derry	20.00	20.4	5.50	<u>4.7</u>	3.00	<u>4.3</u>
Harco Horse Feed .....	Derry	9.00	11.1	2.00	3.5	9.00	5.1
†Harco Medicated Furatone .....	Derry	20.00	22.7	3.00	3.3	4.50	3.3
†Harco Medicated Furatone .....	Derry	20.00	22.9	3.00	3.2	4.50	3.6
Harco Short Feed .....	Derry	15.00	17.7	3.00	4.2	5.00	5.0
†Harco Station Fattener Pellets .....	Derry	16.00	18.9	3.00	4.3	5.00	5.0
Top Profit Scratch Grains .....	Derry	9.00	12.2	2.00	4.5	5.00	<u>6.9</u>
<b>H. P. Hood &amp; Co.</b>							
<b>Boston, Mass.</b>							
(F)Hood's Calf Starter .....	W. Stewart's'n	28.00	31.0	3.00	3.4	4.00	2.8
Hood Citrus Pulp .....	Londonderry	6.00	6.6	2.75	4.3	15.00	11.4
Powdered Skim Milk .....	Concord	32.00	31.5	0.50	0.6	0.00	0.0

\*Protein and fat not less than, crude fiber not more than.

†Not registered when sampled.

(F)Sampled at a Farm.

TABLE II — ANALYSIS OF MIXED FEEDS AND FEED INGREDIENTS — Continued

Manufacturer	Sampled in	Pounds in 100 lbs. of Feedingstuff					
		Protein		Fat		Crude Fiber	
		Guar-anteed*	Found	Guar-anteed*	Found	Guar-anteed*	Found
<b>E. C. &amp; W. L. Hopkins</b>							
<b>Greenfield, N. H.</b>							
(F)**Chlortetracycline Mix. in Granite State Booster .....	Amherst	20.00	21.4	3.00	4.5	4.00	3.8
Granite State Complete Mash .....	Keene	15.00	18.2	3.00	4.6	7.00	5.0
Granite State 20% Dairy Feed .....	Keene	20.00	21.4	3.50	3.5	10.00	6.0
Granite State Egg Mash .....	Greenfield	20.00	21.4	4.00	4.1	7.50	5.6
(F)Granite State Fitting Ration .....	Peterboro	14.00	15.0	3.00	4.5	8.00	6.1
(F)Granite State Hi Energy Breeder Mash .....	Manchester	16.00	16.5	3.00	5.1	4.00	3.0
(F)**Granite State High Energy Breeder Mash .....	Amherst	16.00	17.6	3.00	5.7	4.00	3.3
(F)**Granite State High Energy Grower .....	Peterboro	16.00	18.1	3.00	5.1	4.00	2.9
(F)**Granite State Hi Energy Growing Mash .....	Deering	16.00	18.7	3.00	5.2	4.00	3.0
(F)**Granite State High Energy Laying Mash .....	Peterboro	16.00	18.3	3.00	5.2	4.50	3.0
(F)Granite State High Energy Laying Mash .....	Peterboro	16.00	18.3	3.00	5.6	4.50	3.1
Granite State Scratch Grains .....	Dover	10.00	10.3	2.50	2.7	5.00	3.0
†Standard Sheep Mixture .....	Greenfield	13.00	14.4	3.00	4.1	8.50	7.6
<b>Hubinger Company</b>							
<b>Keokuk, Iowa</b>							
**Keokuk 21% Protein Corn Gluten Feed .....	Claremont	21.00	26.0	1.00	3.8	10.00	7.2
Keokuk Brand 21% Protein Corn Gluten Feed .....	Keene	21.00	24.2	1.00	1.8	10.00	6.3
<b>Humphreys-Godwin Co.</b>							
<b>Memphis, Tenn.</b>							
†Dixie Brand 41% Cottonseed Meal .....	Keene	41.00	<u>38.6</u>	3.00	3.8	14.00	11.4
<b>Huss Alfalfa Mills, Inc.</b>							
<b>Martin, Ohio</b>							
†17% Dehydrated Alfalfa Meal .....	Colebrook	17.00	20.8	1.50	2.8	27.00	21.6
<b>Industrial Molasses Corp.</b>							
<b>Minn., Minn.</b>							
†Dried Molasses — Beet Pulp .....	Lisbon	7.00	8.1	0.30	0.6	20.00	18.3
<b>International Milling Co.</b>							
<b>Minneapolis 1, Minn.</b>							
Blackhawk Wheat Bran with Ground Mixed Screenings not exceeding 8% .....	Colebrook	13.50	17.5	2.50	4.0	12.00	11.9
(F)†Target Wheat Red Dog .....	W. Stewart's'n	15.00	17.4	2.00	3.4	4.00	3.7
<b>R. P. Johnson &amp; Son</b>							
<b>Potter Place, N. H.</b>							
Johnson's Complete Laying Mash .....	Potter Place	15.00	15.6	3.00	3.8	8.00	5.4
(F)Johnson's Dairy Feed .....	Boscawen	16.00	19.2	3.00	3.8	9.00	7.3
Johnson's Dairy Feed .....	Potter Place	16.00	20.3	3.00	3.3	9.00	7.0
Johnson's 14% Fitting Ration .....	Potter Place	14.00	15.8	2.50	3.1	8.50	6.5

\*Protein and fat not less than, crude fiber not more than.

\*\*Sampled from Bulk Shipments.

†Not registered when sampled.

(F) Sampled at a Farm.

TABLE II — ANALYSIS OF MIXED FEEDS AND FEED INGREDIENTS — Continued

Manufacturer Brand	Sampled in	Pounds in 100 lbs. of Feedingstuff					
		Protein		Fat		Crude Fiber	
		Guar- anteed*	Found	Guar- anteed*	Found	Guar- anteed*	Found
<b>R. P. Johnson &amp; Son (Continued)</b>							
Johnson's Growing Mash	Potter Place	14.00	17.3	3.00	3.8	7.00	5.2
Johnson's Laying Mash	Potter Place	18.00	20.3	4.00	4.0	8.00	5.0
Johnson's Laying Mash	Potter Place	18.00	18.0	4.00	4.3	8.00	5.5
Johnson's Pig & Hog Feed	Potter Place	15.00	17.6	2.00	3.9	7.00	5.7
<b>Kuder Pulp Sales Co.</b>							
<b>Lake Alfred, Fla.</b>							
Kuder Dried Citrus Pulp	Colebrook	6.00	6.3	5.00	<u>3.9</u>	13.00	10.8
Kuder Dried Citrus Pulp High Sugar (Late Production)	Colebrook	6.00	6.7	3.00	3.1	13.00	10.7
<b>Lauric-Massey Citrus Prods. Inc.</b>							
<b>Lakeland, Fla.</b>							
†L-M Brand Dried Citrus Pulp	Laconia	6.00	6.7	3.00	2.8	16.00	11.3
<b>L. B. Lovitt &amp; Co.</b>							
<b>Memphis, Tenn.</b>							
"Lovit Brand" 41% Protein Cotton- seed Meal	Concord	41.00	41.4	3.00	4.0	14.00	9.6
<b>Maine Marine Products, Inc.</b>							
<b>Portland, Maine</b>							
Maine Concentrate	Concord	50.00	56.3	12.00	14.6	1.00	0.3
Maine Sea Horse Fish Concentrate	Concord	60.00	63.4	8.00	11.2	1.00	0.2
†Maine Vitaprol "A"	Manchester	55.00	62.1	12.00	14.3	1.00	0.3
<b>Maine Reduction Co., Inc.</b>							
<b>Brooks, Maine</b>							
Hydrolized Feather Meal with Blood Added	Manchester	85.00	87.6	1.00	2.2	3.00	0.8
<b>Maple Leaf Milling Co.</b>							
<b>Canada</b>							
Rex Wheat Middlings	Concord	15.00	15.7	4.00	4.9	9.50	6.8
<b>Maritime Milling Co., Inc.</b>							
<b>Buffalo, N. Y.</b>							
B-B MaCo Broiler Ration (Medi- cated)	Haverhill	22.00	22.8	4.50	4.6	3.00	2.6
Bull Brand 16% Special Dairy Ra- tion	Colebrook	16.00	21.4	4.00	4.4	10.00	8.8
Bull Brand 18% Special Dairy Ra- tion	Colebrook	18.00	22.0	4.00	4.5	10.00	8.4
Bull Brand 20% Special Dairy Ra- tion	Colebrook	20.00	22.2	4.00	4.1	10.00	8.4
<b>Merrimack Farmers Exch., Inc.</b>							
<b>Concord, N. H.</b>							
(F)**Merrimack All Mash	Jaffrey	15.00	16.6	3.50	4.3	7.00	6.2
(F)**Merrimack All Mash	Concord	15.00	16.7	3.50	4.0	7.00	5.8
Merrimack Blue Ribbon 16% Dairy Ration	Derry	16.00	16.2	3.50	3.6	9.00	5.8
(F)**Merrimack Breeder Mash	Nashua	20.00	20.0	3.00	4.4	4.50	3.5
Merrimack Calf Growing Ration	Keeue	12.00	13.7	2.75	4.4	12.00	8.7
Merrimack Calving Ration	Milford	12.00	13.6	2.75	3.0	15.00	12.3

\*Protein and fat not less than, crude fiber not more than.

\*\*Sampled from Bulk Shipments.

†Not registered when sampled.

(F) Sampled at a Farm.

TABLE II — ANALYSIS OF MIXED FEEDS AND FEED INGREDIENTS — Continued

Manufacturer	Brand	Sampled in	Pounds in 100 lbs. of Feedingstuff					
			Protein		Fat		Crude Fiber	
			Guar-anteed*	Found	Guar-anteed*	Found	Guar-anteed*	Found
<b>Merrimack Farmers Exch., Inc. (Continued)</b>								
	Merrimack Chick Starter (Medicated)	Keene	20.00	20.2	2.50	4.1	6.00	4.2
(F)	Merrimack Complete Grower Layer	Charlestown	16.00	16.1	3.00	4.1	7.00	5.3
(F)**	Merrimack Complete Grower Layer Pellets	Concord	16.00	15.4	3.00	3.8	7.00	5.8
(F)**	Merrimack Complete Grower Layer Pellets	Mt. Vernon	16.00	16.1	3.00	3.9	7.00	1.9
(F)**	Merrimack Complete Grower Layer Pellets	New London	16.00	20.9	3.00	4.2	7.00	3.1
(F)**	Merrimack 20% Dairy Feed	Henniker	20.00	22.2	3.50	3.8	8.50	7.3
	Merrimack 16% Dairy Ration	Derry	16.00	17.3	3.50	1.1	9.00	7.6
(F)	Merrimack 16% Dairy Ration	Glendilif	16.00	17.2	3.50	3.6	9.00	8.1
(F)**	Merrimack 20% Dairy Ration	Holderness	20.00	21.8	3.50	4.1	8.50	7.0
	Merrimack Extra Production Super Mash Medicated	Keene	16.00	16.5	2.50	3.7	4.50	4.0
	Merrimack Fast-Gro Starter & Broiler Medicated (AN)	Keene	20.00	19.5	3.00	3.1	4.50	4.0
(F)**	Merrimack 16% Fine Dairy Ration	Claremont	16.00	16.8	2.75	3.3	10.00	6.8
(F)**	Merrimack 16% (Fine) Dairy Ration	Peterboro	16.00	18.8	2.75	3.7	10.00	7.3
(F)	Merrimack 14% Fitting Ration	Laconia	14.00	17.7	3.50	3.8	9.00	7.4
(F)**	Merrimack 14% Fitting Ration	Laconia	14.00	15.6	3.50	3.8	9.00	7.6
(F)	Merrimack 14% Fitting Ration	Boscawen	14.00	16.8	3.50	3.8	9.00	6.9
(F)**	Merrimack 14% Fitting Ration	Peterboro	14.00	19.0	3.50	4.2	9.00	7.1
(F)**	Merrimack 14% Fitting Ration	Bradford	14.00	17.0	3.50	3.8	9.00	6.2
(F)**	Merrimack 14% Fitting Ration	Holderness	14.00	16.1	3.50	4.0	9.00	8.5
(F)**	Merrimack 14% Fitting Ration	Plymouth	14.00	16.6	3.50	4.0	9.00	7.1
(F)	Merrimack 14% Fitting Ration	Concord	14.00	15.6	3.50	4.0	9.00	7.9
(F)	Merrimack 14% Fitting Ration	Manchester	14.00	15.3	3.50	4.1	9.00	6.8
	Merrimack Fodder Ration	Keene	12.00	13.7	1.50	2.6	20.00	16.1
(F)	Merrimack Grower Layer	Nashua	20.00	21.1	3.00	4.2	4.50	4.2
	Merrimack Grower-Layer Pelleted	Franklin	20.00	21.1	3.00	4.6	4.50	3.9
(F)	Merrimack Hi-F Grower-Layer	Laconia	16.00	16.3	2.50	3.5	4.50	3.6
(F)**	Merrimack Hi-F Grower-Layer	Mt. Vernon	16.00	16.0	2.50	3.3	4.50	3.5
(F)**	Merrimack Hi-F Grower-Layer	Barnstead	16.00	17.4	2.50	3.5	4.50	3.4
(F)**	Merrimack Hi-F Grower-Layer	Warner	16.00	17.5	2.50	3.5	4.50	3.1
(F)	Merrimack Hi-F Grower-Layer	Manchester	16.00	18.4	2.50	3.7	4.50	3.8
	Merrimack Hi-Pro-Vite Pellets	Milford	25.00	25.5	2.50	4.2	5.50	3.6
	Merrimack Medicated High-Level Antibiotic Mash	Derry	20.00	20.8	2.50	3.6	4.50	3.5
(F)	Merrimack Pig Feed	Brentwood	17.00	19.0	3.00	4.1	7.00	6.1
(F)	Merrimack Pig Feed	Concord	17.00	18.1	3.00	4.7	7.00	6.8
(F)	Merrimack Pig Feed	Manchester	17.00	18.5	3.00	4.7	7.00	6.5
(F)	Merrimack Pig Feed	Brentwood	17.00	17.7	3.00	4.0	7.00	6.3
	Merrimack Sheep & Goat Ration	Keene	14.00	15.8	2.50	3.0	9.00	6.0
	Merrimack 18% Special Dairy Ration	Keene	18.00	18.6	3.50	3.9	8.50	7.1
	Merrimack Stock Feed	Derry	9.00	11.7	2.50	3.7	12.00	9.3
	Merrimack Super Mash	Derry	16.00	17.6	2.50	3.4	4.50	3.7
(F)**	Merrimack Super Mash	Concord	16.00	16.9	2.50	2.9	4.50	4.5
(F)**	Merrimack Super Mash	Concord	16.00	16.3	2.50	3.7	4.50	4.2

\*Protein and fat not less than, crude fiber not more than.

\*\*Sampled from Bulk Shipments.

(F) Sampled at a Farm.



TABLE II — ANALYSIS OF MIXED FEEDS AND FEED INGREDIENTS — Continued

Manufacturer Brand	Sampled in	Pounds in 100 lbs. of Feedingstuff					
		Protein		Fat		Crude Fiber	
		Guar- anteed*	Found	Guar- anteed*	Found	Guar- anteed*	Found
<b>Merrimack Farmers Exch., Inc. (Continued)</b>							
(F)Merrimack Super Mash .....	Charlestown	16.00	17.7	2.50	3.8	4.50	4.4
Merrimack White Mountain Dairy	Derry	16.00	16.6	3.00	2.8	10.00	8.9
(F)**Merrimack White M'T'W Dairy	Keene	16.00	19.1	3.00	2.7	10.00	8.5
(F)Merrimack White Mountain Dairy	Charlestown	16.00	16.7	3.00	3.0	10.00	8.6
(F)**Merrimack White Mountain Dairy	Francestown	16.00	18.8	3.00	2.6	10.00	8.7
(F)**Merrimack White Mountain Dairy	Goffstown	16.00	17.1	3.00	2.7	10.00	8.3
(F)**Merrimack White Mountain Dairy	Plymouth	16.00	16.8	3.00	2.8	10.00	9.8
(F)**Merrimack White Mountain Dairy	Claremont	16.00	15.4	3.00	3.3	10.00	9.1
(F)**Merrimack White Mountain Dairy	Tilton	16.00	15.4	3.00	2.8	10.00	8.8
Merrimack Worm Control Mixture	Keene	15.00	15.7	3.00	4.2	5.75	4.2
<b>Minute Maid Corp.</b>							
<b>Orlando, Fla.</b>							
Golden Isle Citrus Pulp .....	Exeter	5.50	6.0	2.75	5.1	15.00	11.2
Golden Isle Citrus Pulp .....	Derry	5.50	6.3	2.75	3.2	15.00	10.5
<b>Mowat, Wilson Co.</b>							
<b>Chicago, Ill.</b>							
Dominion Dried Beet Pulp .....	Lebanon	7.00	8.8	0.30	0.5	22.50	18.5
<b>National Alfalfa Dehydrating &amp; Milling Co.</b>							
<b>Lamar, Colo.</b>							
Jack Rabbit 17% Dehydrated Alfalfa Meal .....	Keene	17.00	16.7	1.50	2.6	27.00	30.4
Jack Rabbit 15% Protein Dehydrated Alfalfa Meal .....	Concord	15.00	18.3	1.50	3.8	30.00	23.4
†National Dehydrated Alfalfa .....	Keene	17.00	17.2	1.50	3.2	27.00	28.4
<b>National Distillers Prods. Co.</b>							
<b>99 Park Ave., N. Y., N. Y.</b>							
Corn Distillers Dried Grains .....	Keene	25.00	22.9	7.00	9.6	15.00	15.2
Nadrisol Brand Corn Distillers Dried Solubles .....	Manchester	25.00	34.7	8.00	13.2	4.00	4.3
<b>Northern Ohio Sugar Co.</b>							
<b>Findlay, Ohio</b>							
(F)Dried Beet Pulp .....	Woodsville	8.00	8.4	0.00	0.0	22.50	19.0
<b>Ogden Grain Co.</b>							
<b>Utica, New York</b>							
Ogden Hi-Energy Laying Mash .....	Salem Depot	16.00	16.4	4.50	5.3	4.00	4.0
Ogden U-T-K Sweet 14% .....	Salem Depot	14.00	15.6	3.00	3.9	11.00	8.8
Ogden U-T-K Sweet 16% .....	Salem Depot	16.00	17.1	3.00	4.5	11.00	8.8
<b>Park &amp; Pollard Co., Inc.</b>							
<b>Buffalo, N. Y.</b>							
Corn & Oats Half & Half .....	N. Haverhill	10.00	10.0	3.00	3.9	8.00	6.2
Green Acres 14% .....	Colebrook	14.00	14.7	3.00	5.0	12.00	10.1
Hi-Prime Complete Turkey Finisher	Berlin	14.00	15.3	3.50	4.5	4.50	5.7
†Hi-Prime Turkey Starter (Medicated)	Plymouth	28.00	28.6	3.50	4.3	4.00	4.0
Lay or Bust All Mash Breeder .....	Lebanon	16.00	28.5	3.50	3.3	4.50	3.5
Lay or Bust All Mash Breeder .....	Lebanon	16.00	17.0	3.50	3.5	4.50	4.5

\*Protein and fat not less than, crude fiber not more than.

\*\*Sampled from Bulk Shipments.

†Not registered when sampled.

(F)Sampled at a Farm.

TABLE II — ANALYSIS OF MIXED FEEDS AND FEED INGREDIENTS — Continued

Manufacturer Brand	Sampled in	Pounds in 100 lbs. of Feedingstuff					
		Protein		Fat		Crude Fiber	
		Guar- anteed*	Found	Guar- anteed*	Found	Guar- anteed*	Found
<b>Park &amp; Pollard Co., Inc. (Continued)</b>							
Lay or Bust All Mash Grower	N. Haverhill	15.00	20.1	3.50	<u>3.2</u>	4.50	3.9
Lay or Bust All-Mash Grower Medi- cated	Lancaster	15.00	17.1	3.50	4.0	4.50	5.1
Lay or Bust All Mash Grower Medi- cated	N. Haverhill	15.00	17.5	3.50	3.5	4.50	4.4
Lay or Bust All Mash Layer	Lebanon	16.00	16.6	3.50	3.6	4.50	4.1
Lay or Bust All Mash Layer	Newport	16.00	17.1	3.50	3.9	4.50	4.4
Lay or Bust All Mash Layer	Lebanon	16.00	16.9	3.50	4.1	4.50	4.8
Lay or Bust Breeder Mash	Lebanon	20.00	21.4	3.50	3.8	5.00	4.4
Lay or Bust Chick Starter Medicated —Nitrof. & Furazol	Colebrook	21.00	22.5	3.50	3.7	4.00	3.7
Lay or Bust Egg Mash	Salem	20.00	22.4	3.50	3.8	5.00	4.9
Lay or Bust Growing Feed	Berlin	18.00	22.0	3.50	3.6	5.00	5.0
Lay or Bust Growing & Laying Mash	Newport	20.00	21.5	3.00	3.6	6.00	4.7
Lay or Bust Hi-Valu Pellets	Lebanon	12.00	15.5	3.00	3.8	6.00	6.0
Lay or Bust Poultry Fitting Ration	Berlin	11.00	11.6	3.50	<u>3.1</u>	4.00	4.1
Medicated Lay or Bust T.N.T. (Crumbles)	Berlin	22.00	22.0	3.00	4.0	3.00	2.8
Milk Maid Calf Starter	N. Haverhill	19.00	18.5	3.00	3.3	8.00	4.6
Milk Maid 16% Dairy Ration	Lebanon	16.00	17.5	4.00	5.1	9.00	8.8
Milk Maid 20% Dairy Ration	Berlin	20.00	21.2	4.00	5.2	9.00	8.1
Milk Maid Dri Fresh Ration	Lebanon	13.00	18.8	4.00	4.8	10.00	8.6
Milk Maid Fitting Ration	Colebrook	14.00	15.8	3.00	4.4	9.00	8.9
Milk Maid Fitting Ration	Lebanon	14.00	17.6	3.00	3.9	9.00	9.2
†Milk Maid Sheep & Goat Feed	Berlin	16.00	20.6	3.00	3.4	9.00	6.0
Milk Maid 14% Test Ration	N. Haverhill	14.00	17.1	5.00	5.2	9.00	8.2
Milk Maid 18% Test Ration	Lancaster	18.00	19.3	5.00	5.0	9.00	7.2
Park & Pollard Complete Grower	Lebanon	15.00	16.6	3.00	3.5	5.50	5.5
Park & Pollard Complete Grower Medicated	Lebanon	15.00	18.8	3.00	3.8	5.50	5.4
Park & Pollard Complete Layer	Lebanon	15.00	16.8	3.00	4.0	5.50	6.3
Park and Pollard Complete Layer	Lebanon	15.00	15.3	3.00	4.8	5.50	<u>6.9</u>
P & P 16% Dairy	Salem Depot	16.00	18.7	4.00	5.4	10.00	8.1
†P & P 18% Dairy	Lancaster	18.00	19.2	4.00	4.8	10.00	8.8
P & P 20% Dairy	Lancaster	20.00	21.9	4.00	5.6	10.00	7.8
P & P Fitting Ration	N. Haverhill	14.00	14.0	3.00	3.6	11.00	10.0
Park & Pollard Go-Tu-It Pig Grow- er Pellets	Colebrook	14.00	14.8	3.50	<u>3.2</u>	7.00	4.5
†Park & Pollard Go-Tu-It Pig Starter	Colebrook	16.00	19.4	3.00	4.5	6.00	4.3
Park & Pollard Growing Feed	Plymouth	18.00	<u>17.3</u>	3.00	4.3	6.00	5.8
Park & Pollard Hi-Speed Horse Feed	Plymouth	12.00	11.5	3.00	3.6	9.00	6.5
†P & P Histostat Mixture in Hi- Prime Turkey Grower	Plymouth	22.00	22.9	3.50	<u>3.1</u>	3.50	3.6
Park & Pollard Laying Mash	Newport	20.00	20.0	3.00	4.0	6.00	4.9
Park & Pollard Laying Mash	Newport	20.00	19.6	3.00	3.5	6.00	4.6
Park & Pollard Laying Mash	Newport	20.00	<u>18.2</u>	3.00	3.8	6.00	5.5
Park & Pollard Laying Mash	Newport	20.00	20.9	3.00	4.1	6.00	5.9
(F)Park & Pollard Laying Mash	Newport	20.00	20.4	3.00	3.5	6.00	5.3
(F)Park & Pollard Laying Mash	Newport	20.00	20.1	3.00	3.6	6.00	5.3
Red Ribbon 16% Dairy Ration	Lancaster	16.00	18.1	3.00	3.0	12.00	11.4
Super Hi-Power 22% Broiler Ration Medicated	N. Haverhill	22.00	<u>20.0</u>	4.50	5.3	3.00	2.5

\*Protein and fat not less than, crude fiber not more than.

†Not registered when sampled.

(F)Sampled at a Farm.



TABLE II — ANALYSIS OF MIXED FEEDS AND FEED INGREDIENTS — Continued

Manufacturer	Sampled in	Pounds in 100 lbs. of Feedingstuff					
		Protein		Fat		Crude Fiber	
		Guar- anteed*	Found	Guar- anteed*	Found	Guar- anteed*	Found
<b>George H. Parker Grain Co.</b> Danvers, Mass.							
Bill McHugh's Horse Feed with Vitamins & Minerals Added	Salem Depot	12.00	12.0	3.00	3.5	10.00	8.3
<b>Parrish &amp; Heimbecker Ltd.</b> Ontario, Canada							
†Brewers Dried Grains	Concord	24.00	25.2	7.00	<u>6.6</u>	18.50	14.9
<b>Pasco Packing Co.</b> Dade City, Fla.							
Sugar-Sweet Citrus Pulp	W. Lebanon	6.00	6.7	3.00	<u>2.6</u>	13.50	10.4
<b>Penick &amp; Ford Ltd.</b> Cedar Rapids, Iowa							
Douglas Corn Gluten Meal	Manchester	41.00	49.6	1.50	1.7	6.00	3.7
<b>Pierce Grain Corp.</b> Buffalo, N. Y.							
(F)Pierce Special 16% Dairy Feed	Colebrook	16.00	16.8	3.50	3.5	8.50	7.8
†(F)Reliance Coarse Calf Meal	Colebrook	20.00	21.7	3.00	3.2	8.00	7.0
(F)16 Reliance Dairy Ration	Colebrook	16.00	17.5	3.50	3.6	9.00	7.9
(F)20 Reliance Dairy Ration	Colebrook	20.00	20.7	3.00	3.0	9.00	7.6
†(F)Superior Complete Laying Mash	Colebrook	16.00	19.3	3.50	3.3	8.25	3.0
(F)Superior Fitting Ration	Colebrook	14.00	16.00	3.50	3.5	9.00	8.3
<b>R. C. Pratt &amp; Co. Ltd.</b> Toronto, Canada							
†Ruler Brand Pure Wheat Shorts	Manchester	15.00	17.3	3.50	6.0	10.50	8.5
<b>Post Div. General Foods Corp.</b> Battle Creek, Mich.							
Mixed Cereal Feed	Manchester	10.00	<u>8.3</u>	1.50	1.6	4.00	2.8
<b>Presto Grain Co., Inc.</b> Claremont, N. H.							
Presto 20% Dairy Feed	Claremont	20.00	<u>17.8</u>	3.00	3.0	9.00	6.4
Presto 16% Dairy Ration	Claremont	16.00	<u>14.6</u>	3.00	3.2	9.00	7.2
Presto 16% Dairy Ration	Claremont	16.00	16.6	3.00	3.0	9.00	6.9
**Presto 16% Dairy Ration	Claremont	16.00	18.4	3.00	4.3	9.00	6.5
Presto 16% Dairy Ration	Claremont	16.00	17.2	3.00	3.4	9.00	6.8
Presto 16% Dairy Ration	Claremont	16.00	16.8	3.00	4.4	9.00	6.8
Presto 20% Dairy Ration	Claremont	20.00	<u>19.1</u>	3.00	3.1	9.00	6.3
Presto 20% Dairy Ration	Claremont	20.00	23.4	3.00	4.0	9.00	6.4
Presto 20% Dairy Ration	Claremont	20.00	20.9	3.00	3.4	9.00	6.7
Presto 20% Dairy Ration	Claremont	20.00	<u>19.1</u>	3.00	3.9	9.00	7.4
Presto Fitting Ration	Claremont	14.00	14.0	3.00	3.1	9.00	7.1
Presto Fitting Ration	Claremont	14.00	17.4	3.00	2.8	9.00	7.0
**Presto Fitting Ration	Claremont	14.00	17.1	3.00	4.7	9.00	6.0
Presto Fitting Ration	Claremont	14.00	16.0	3.00	4.0	9.00	6.1
Presto High Energy All Mash Grower	Claremont	16.00	17.0	3.50	3.8	4.50	4.3
†Presto High Energy All Mash Grower	Claremont	16.00	17.4	3.50	4.0	4.50	4.7
Presto High Energy All Mash Layer	Claremont	16.00	17.7	3.50	4.0	4.50	4.3

\*Protein and fat not less than, crude fiber not more than.

\*\*Sampled from Bulk Shipments.

†Not registered when sampled.

(F)Sampled at a Farm.

TABLE II — ANALYSIS OF MIXED FEEDS AND FEED INGREDIENTS — Continued

Manufacturer	Sampled in	Pounds in 100 lbs. of Feedingstuff					
		Protein		Fat		Crude Fiber	
		Guar- anteed*	Found	Guar- anteed*	Found	Guar- anteed*	Found
<b>Presto Grain Co. (Continued)</b>							
(F)**Presto High Energy All Mash							
Layer	Claremont	16.00	17.1	3.50	4.0	4.50	4.1
(F)**Presto High Energy All Mash							
Layer	Claremont	16.00	16.9	3.50	3.7	4.50	4.6
Presto Pig Grower	Claremont	14.00	14.0	3.50	3.5	7.00	7.0
Presto Pig Grower	Claremont	14.00	14.8	3.50	3.8	7.00	7.0
<b>Quaker Oats Co.</b>							
<b>Peterborough, Ontario, Canada</b>							
†Bell Cow Wheat Bran	Keene	15.00	15.7	3.50	1.6	11.50	11.0
Peterborough Oat Mill By-Product	Claremont	2.50	3.4	1.00	1.3	32.00	32.0
<b>Quebec Sugar Refinery</b>							
<b>St. Hilaire, P.Q., Canada</b>							
†Dried Beet Pulp with Molasses	Lisbon	7.00	8.9	0.30	0.7	22.50	18.5
<b>Ralston Purina Co.</b>							
<b>St. Louis, Mo.</b>							
Purina B & M Cow Chow	Concord	16.00	16.0	2.50	2.7	10.00	5.7
Purina Broiler Chow Finisher (E)							
3 NC (Medicated)	Nashua	20.00	20.4	4.50	5.8	3.00	2.8
Purina Broiler Chow Finisher (E)							
3 NC No. 2 Medicated	Nashua	23.00	23.0	8.00	9.5	3.00	2.4
Purina Broiler Chow Starter (E)							
3 NC	Concord	26.00	26.9	8.00	9.6	4.00	3.8
Purina Bulky Las	Lebanon	10.00	10.0	1.50	1.3	15.00	14.9
Purina Chick Growena E	Concord	17.00	19.1	3.00	4.7	7.00	4.9
Purina Chick Growena NC Medi- cated	Nashua	17.00	17.2	3.00	4.0	7.00	4.9
Purina Chicken Fatena Checkers E	Nashua	14.00	14.0	3.00	3.1	7.00	4.0
Purina Cow Chow D 16%	Nashua	16.00	17.0	2.50	3.8	8.00	6.6
Purina D & F Chow	Nashua	12.50	12.2	2.50	3.9	11.00	5.1
Purina Layena (Complete Ration) E	Lancaster	16.50	17.3	3.50	5.4	4.50	3.7
(F)**Purina Layena (Complete Ration)							
E	Concord	16.50	17.6	3.50	5.0	4.50	4.0
Purina Medicated Check-R-Aid E	Nashua	20.00	20.7	4.50	5.7	4.50	3.9
Purina Milk Chow D 16%	Nashua	16.00	17.1	2.50	4.3	10.00	4.7
Purina Omolene	Salem Depot	10.00	10.1	3.00	3.8	9.00	7.2
Purina Poultry Booster Chow E	Nashua	24.00	25.6	2.50	3.9	8.00	5.6
Purina Pullet Developer E	Lebanon	13.00	14.8	2.50	4.6	8.00	6.0
Purina Pullet Developer (E) NC Medicated	Nashua	13.00	13.5	2.50	4.1	8.00	5.8
Purina Rabbit Chow Checkers (Com- plete Ration) E	Nashua	15.00	14.9	2.00	2.8	18.00	15.1
Purina Roaster Chow E	Nashua	17.00	17.6	4.00	5.5	6.50	3.8
Purina Roaster Chow NC No. 2 Medicated	Nashua	17.00	17.2	4.00	5.6	6.50	3.8
Purina Super Chick Startena 3 NC Medicated	Nashua	23.00	23.3	4.50	5.3	4.00	3.0
Purina Trout Chow	Nashua	25.00	29.4	4.00	3.8	3.50	2.8
Purina Turkey Breeder Layena (E) HS (Medicated)	Nashua	18.00	18.0	3.00	5.1	6.50	2.7
Purina Turkey Fatena (E) HS Medi- cated	Concord	15.50	14.6	4.50	5.6	5.00	3.6

\*Protein and fat not less than, crude fiber not more than.

\*\*Sampled from Bulk Shipments.

†Not registered when sampled.

(F) Sampled at a Farm.

TABLE II — ANALYSIS OF MIXED FEEDS AND FEED INGREDIENTS — Continued

Manufacturer Brand	Sampled in	Pounds in 100 lbs. of Feedingstuff					
		Protein		Fat		Crude Fiber	
		Guar- anteed*	Found	Guar- anteed*	Found	Guar- anteed*	Found
<b>Ralston Purina Co. (Continued)</b>							
Purina Turkey Finisher E .....	Manchester	12.50	12.9	4.50	6.0	4.50	3.5
Purina Turkey Finisher E .....	Lebanon	12.50	13.8	4.50	5.8	4.50	3.5
Purina Turkey Growena E .....	Nashua	20.00	20.8	4.50	5.3	6.00	4.8
<b>John Reardon &amp; Sons</b>							
<b>Cambridge, Mass.</b>							
Register Brand 45% Protein Meat & Bone Scrap .....	Concord	45.00	<u>44.4</u>	8.00	11.2	0.00	0.0
<b>James Richardson &amp; Sons Ltd.</b>							
<b>Toronto, Canada</b>							
†Canadian Pure Shorts .....	Derry	14.00	14.4	3.50	3.8	8.00	4.0
<b>Robin Hood Flour Mills, Ltd.</b>							
<b>Moose Jaw, Sask., Canada</b>							
†Superior Wheat Bran .....	Colebrook	14.00	15.8	3.50	4.4	11.50	11.4
<b>Russell-Miller Milling Co.</b>							
<b>Minneapolis 15, Minn.</b>							
Occident Wheat Bran .....	Salem Depot	14.50	18.0	4.00	4.7	11.00	10.7
Occident Wheat Standard Middlings	Lancaster	15.00	16.2	4.00	5.0	9.50	8.1
<b>G. Roleau Ltd.</b>							
<b>Montreal, Quebec, Canada</b>							
Canadian Barley Feed .....	Keene	9.50	10.8	2.00	2.2	14.00	11.9
<b>Sherwood Feed Mills</b>							
<b>Baltimore, Md.</b>							
†Sherwood Feeds Brewers Dried Grains .....	Keene	26.00	27.0	6.00	7.5	15.00	12.9
<b>Shirriff-Horsey Corp. Ltd.</b>							
<b>Plant City, Fla.</b>							
J. William Horsey Brand Dried Citrus Pulp .....	Colebrook	6.00	6.7	3.00	5.3	15.00	14.7
<b>Allen V. Smith, Inc.</b>							
<b>Marcellus Falls, N. Y.</b>							
Smith's Barley Feed .....	Concord	13.00	16.7	2.00	3.2	15.00	12.7
<b>South End Grain, Inc.</b>							
<b>Manchester, N. H.</b>							
†Superior Booster Pellets (2B) Medi- cated .....	Manchester	21.00	21.7	4.50	5.4	3.50	3.7
Superior Capon Feed (1B) .....	Manchester	16.00	18.3	3.00	4.7	4.50	3.4
Superior High-Energy Breeder Mash (1C) .....	Manchester	16.00	17.3	3.00	3.8	4.50	3.9
<b>Southern Fruit Dist. Inc.</b>							
<b>Orlando, Fla.</b>							
Bluebird Citrus Pulp .....	Lebanon	6.00	6.3	3.50	3.9	17.00	16.5
Bluebird Citrus Pulp .....	Claremont	6.00	6.1	3.50	4.4	17.00	16.4
<b>F. B. Spaulding Co.</b>							
<b>Lancaster, N. H.</b>							
Pilot 16% Dairy Ration .....	Lancaster	16.00	16.9	3.00	<u>2.6</u>	9.00	7.4

\*Protein and fat not less than, crude fiber not more than.

†Not registered when sampled.

TABLE II — ANALYSIS OF MIXED FEEDS AND FEED INGREDIENTS — Continued

Manufacturer	Brand	Sampled in	Pounds in 100 lbs. of Feedingstuff					
			Protein		Fat		Crude Fiber	
			Guar-anteed*	Found	Guar-anteed*	Found	Guar-anteed*	Found
<b>F. B. Spaulding Co. (Continued)</b>								
Pilot 18% Dairy Ration		Lancaster	18.00	<u>17.0</u>	3.00	<u>2.5</u>	9.00	7.6
Provender		Lancaster	10.00	10.1	3.50	3.8	9.00	5.8
"Real" Hog Grower & Fattener		Lancaster	14.00	14.9	3.50	3.6	5.50	3.9
Spaulding's 16% Dairy Ration		Lancaster	16.00	16.6	3.00	3.6	9.00	8.0
Spaulding's 20% Dairy Ration		Lancaster	20.00	21.0	2.75	3.6	9.00	8.1
Spaulding's Fitting Ration		Lancaster	12.00	<u>13.3</u>	3.25	3.7	9.00	7.6
Spaulding's Horse Feed		Lancaster	10.00	12.0	3.25	3.9	9.00	7.2
<b>A. E. Staley Manufacturing Co.</b>								
<b>Decatur, Ill.</b>								
"Staley's" 21% Corn Gluten Feed		Potter Place	21.00	22.3	1.50	2.3	8.00	8.9
Staley's 44% Protein Solvent Ex-tracted Soybean Oil Meal		Potter Place	44.00	47.4	0.50	0.6	7.00	4.7
†"Sweetone" Feeding Cane Molasses Dried on Soybean Millfeed		Potter Place	5.50	6.0	0.15	0.2	14.00	14.0
<b>Sundale Dairy, Inc.</b>								
<b>Hinesburg, Vt.</b>								
†Sweet-Whey-Powder		Kcene	12.00	13.3	0.00	0.0	0.50	0.1
†Sweet-Whey-Powder		Manchester	12.00	<u>11.1</u>	0.00	0.0	0.50	0.1
†Sweet-Whey-Powder		Manchester	12.00	<u>11.1</u>	0.00	0.0	0.50	0.1
<b>Suni Citrus Prods. Co.</b>								
<b>Haines City, Fla.</b>								
Suni-Citrolas Pellets		Manchester	6.25	6.8	2.50	<u>1.7</u>	15.75	13.2
<b>Swift &amp; Co.</b>								
<b>Chicago, Ill.</b>								
Swifts 44% Soybean Oil Meal		Concord	44.00	45.3	0.50	0.7	7.00	5.8
<b>Toledo Alfalfa Mills</b>								
<b>East Toledo</b>								
†Vit-A-Green Supreme		Manchester	17.00	19.2	1.75	2.1	27.00	23.3
<b>Trico Feed Mills</b>								
<b>Minden, Nebraska</b>								
†Trico Dehydrated Alfalfa Meal		Manchester	17.00	19.0	1.50	3.3	27.00	23.7
<b>United Coop. Farmers, Inc.</b>								
<b>Fitchburg, Mass.</b>								
(F)**(Hi-NRG) All Mash Grower and Layer		New Ipswich	15.50	15.8	5.00	5.1	5.00	4.1
(F)UCF 16% Dairy		New Ipswich	16.00	17.0	3.50	4.0	9.00	6.9
(F)UCF Dry & Freshening Ration		New Ipswich	11.00	12.9	2.50	3.3	12.00	12.7
(F)UCF Fitting Ration		New Ipswich	14.00	14.2	3.50	4.0	9.00	7.1
<b>Unity Grist Mill</b>								
<b>E. Manchester</b>								
(F)**Breeder Mash		Derry	20.00	20.8	3.00	3.8	6.00	5.2
Broiler Maker Medicated		Manchester	20.00	21.5	4.00	6.4	3.50	2.6
Broiler Maker Medicated		Manchester	22.00	<u>21.4</u>	6.00	6.0	3.50	2.4
Complete Rabbit Pellets		Manchester	16.00	<u>17.6</u>	3.00	3.9	20.00	9.0
Growing and Laying Mash		Manchester	20.00	20.1	3.00	4.1	6.00	5.5
(F)**Hi Energy Breeder Mash		Derry	16.00	17.2	3.00	5.2	4.00	4.2

\*Protein and fat not less than, crude fiber not more than.

\*\*Sampled from Bulk Shipments.

†Not registered when sampled.

(F)Sampled at a Farm.

TABLE II — ANALYSIS OF MIXED FEEDS AND FEED INGREDIENTS — Continued

Manufacturer	Sampled in	Pounds in 100 lbs. of Feedingstuff					
		Protein		Fat		Crude Fiber	
		Guar-anteed*	Found	Guar-anteed*	Found	Guar-anteed*	Found
<b>Unity Grist Mill (Continued)</b>							
(F)**Hi Energy Growing & Laying Mash	New Ipswich	15.00	15.8	4.00	4.2	4.00	4.0
High Energy Growing and Laying Mash	Manchester	15.00	16.8	4.00	5.4	4.00	4.2
†Roaster Maker Pellets, Medicated	Manchester	15.00	16.6	4.50	5.1	3.50	2.8
Trim Medicated	Manchester	15.50	16.1	3.00	4.6	6.00	5.2
<b>(F)Turkey and Game Bird Growing</b>							
Mash	Brentwood	20.00	21.0	3.00	4.2	5.00	5.0
Unity Booster-Etts Oxytetracycline Mixture	Manchester	15.00	16.4	2.00	4.9	4.00	4.2
**Unity 16% Dairy	Contoocook	16.00	19.1	3.50	3.8	9.00	7.4
(F)**Unity 16% Dairy	Contoocook	16.00	17.4	3.50	3.6	9.00	7.7
(F)**Unity 20% Dairy	Amherst	20.00	18.1	3.50	3.5	9.00	8.4
(F)**Unity 20% Dairy Feed	Brentwood	20.00	22.2	3.50	3.4	9.00	7.6
**Unity Feed, Dairy & Fitting Ration	Contoocook	14.00	19.1	3.50	3.6	9.00	6.3
(F)**Unity Feeds 16% Dairy Ration	Hillsboro	16.00	17.8	3.50	3.8	9.00	7.6
(F)**Unity Feeds 16% Dairy Ration	Concord	16.00	16.5	3.50	3.2	9.00	6.8
(F)**Unity Feeds 16% Dairy Ration	Deerfield	16.00	17.5	3.50	3.6	9.00	7.0
(F)**Unity Feed 20% Dairy Ration	Brentwood	20.00	22.3	3.50	2.8	9.00	7.4
(F)**Unity Feeds Super Starter Medicated	New Ipswich	20.00	20.1	3.00	4.0	4.00	3.9
Unity Grist Mill, 4-Way Mash	Manchester	15.00	15.0	3.50	4.2	7.00	6.2
(F)Unity Improved Calf Ration	Brentwood	20.00	19.6	3.50	3.9	6.00	5.9
(F)Unity Super Starter, Medicated	Manchester	20.00	20.6	3.00	3.8	4.00	3.5
(F)Unity Turkey & Game Bird Super Ration	Brentwood	28.00	28.0	3.00	4.2	4.00	4.6
<b>Universal Grain Co. of N. J.</b>							
Newark, N. J.							
†Superior Cow Brand Dried Brewers Grains	Concord	26.00	31.1	6.00	5.5	17.00	12.1
<b>H. K. Webster Co.</b>							
Lawrence, Mass.							
Blue Seal Advance Broiler Medicated	Goffstown	22.00	23.6	5.00	5.3	3.50	3.2
(F)**Blue Seal All Mash Breeders Ration	Epsom	16.00	16.4	3.50	3.8	3.50	2.4
Blue Seal All-Mash Egg Ration	Laconia	16.00	17.0	3.00	3.7	3.50	3.0
Blue Seal All-Mash Grow & Lay	Goffstown	16.00	16.6	3.00	4.2	4.50	4.3
Blue Seal All-Mash Growing Ration	Nashua	16.00	16.9	3.00	3.8	3.50	3.1
Blue Seal All-Mash Growing Ration	Concord	16.00	15.8	3.00	4.0	4.00	3.0
Blue Seal Coarse 16 Dairy Ration	Laconia	16.00	17.2	3.50	4.4	9.00	8.5
Blue Seal Coarse 20 Dairy Ration	Laconia	20.00	20.0	3.50	4.2	9.00	7.7
(F)**Blue Seal 16% Dairy Ration	Bedford	16.00	16.8	3.50	4.3	9.00	8.2
Blue Seal Economizer "16" Dairy Ration	Colebrook	16.00	16.4	2.50	3.3	15.00	13.1
Blue Seal Egg Mash	Pittsfield	20.00	20.5	3.50	3.7	6.00	3.9
Blue Seal Fitting Ration	Laconia	14.00	14.7	3.50	4.5	9.00	8.0
(F)Blue Seal Fitting Ration	Grasmere	14.00	15.0	3.50	4.1	9.00	8.1
(F)Blue Seal Flaked 15	Stewartstown	15.00	15.4	3.00	3.6	9.00	7.2
Blue Seal Flaked 15	Lisbon	15.00	16.8	3.00	3.7	9.00	7.0

\*Protein and fat not less than, crude fiber not more than.

\*\*Sampled from Bulk Shipments.

†Not registered when sampled.

(F)Sampled at a Farm.

TABLE II — ANALYSIS OF MIXED FEEDS AND FEED INGREDIENTS — Continued

Manufacturer	Brand	Sampled in	Pounds in 100 lbs. of Feedingstuff					
			Protein		Fat		Crude Fiber	
			Guar-anteed*	Found	Guar-anteed*	Found	Guar-anteed*	Found
<b>H. K. Webster Co. (Continued)</b>								
Blue Seal Furazolidone Chlortetra- cycine Mixture in NFA .....		Concord	20.00	20.7	3.00	3.8	4.00	3.2
Blue Seal Growing Mash .....		Laconia	18.00	18.4	3.50	3.8	6.00	3.7
Blue Seal Horse Feed .....		Concord	10.00	10.3	3.00	3.5	9.00	5.9
Blue Seal Nicarbazin Mixture Incor- porated in Chick Starter .....		Concord	20.00	20.9	4.00	4.2	3.50	3.5
Blue Seal Pig Feed .....		Concord	15.00	16.4	4.00	4.7	6.00	4.5
Blue Seal Pig Feed (Pellets) .....		Stewartstown	15.00	17.1	4.00	5.0	6.00	4.8
Blue Seal Standard 16 Dairy Ration .....		Pittsfield	16.00	17.3	3.50	4.0	9.00	8.4
Blue Seal Standard 20 Dairy Ration .....		Pittsfield	20.00	21.1	3.50	4.2	9.00	8.0
Blue Seal Standard 14 Dry Cow Fit- ting Ration .....		Lisbon	14.00	16.5	3.50	4.3	9.00	8.1
(F)Blue Seal Succulent Feed and Calv- ing Ration .....		Stewartstown	12.00	14.3	2.00	2.2	16.00	15.6
Blue Seal Succulent Feed and Calv- ing Ration .....		Lisbon	12.00	12.5	2.00	2.0	16.00	15.2
†Blue Seal Sulfaquinoxaline Mixture .....		Concord	20.00	20.7	3.00	3.3	4.00	3.2
(F)Blue Seal Super Breeders Mash .....		Manchester	20.00	19.6	4.00	4.3	3.50	2.9
Blue Seal Test Ration .....		Goffstown	18.00	18.6	3.50	4.5	9.00	7.8
Blue Seal Turkey Growing .....		Nashua	20.00	21.0	4.50	4.8	4.00	3.3
<b>Weston Mills, Inc.</b>								
<b>Weston, Ohio</b>								
†Westco 17% Dehydrated Alfalfa Meal .....		Concord	17.00	16.7	1.50	2.6	27.00	24.6
<b>T. E. White Co.</b>								
<b>Fort Wayne, Indiana</b>								
†Dehydrated Alfalfa Meal .....		Manchester	17.00	17.4	2.00	3.0	27.00	24.8
<b>Sherwin Williams</b>								
<b>Cleveland, Ohio</b>								
Sherwin Williams 34% Linseed Oil Meal .....		Concord	34.00	36.1	0.50	0.9	10.00	9.3
<b>Winslow Feed Co. Inc.</b>								
<b>Concord, N. H.</b>								
Big W Breeder .....		Concord	22.00	23.1	3.50	5.2	6.00	5.3
Big W Fore-Runner (Medicated) .....		Concord	20.00	21.4	3.50	4.5	4.50	4.5
Big W Grower-Layer .....		Concord	20.00	22.8	3.50	5.1	7.00	5.7
Big W Hi-Efficiency Breeder .....		Concord	16.00	17.0	3.50	4.6	4.00	4.1
Big W Hi-Ef Grower Layer .....		Concord	16.00	17.0	3.50	4.7	4.50	4.3
Big W S-F Mash .....		Concord	15.00	17.6	3.00	4.7	6.00	5.1
Winslows Coarse 18 Dairy .....		Concord	18.00	<u>17.1</u>	3.50	3.8	10.00	7.2
<b>Wirthmore Feed Co.</b>								
<b>Concord, N. H.</b>								
High Energy Grower & Layer .....		Concord	16.00	16.2	3.00	4.4	1.50	4.0
Hygrade Chick Starter (Medicated) .....		Concord	20.00	21.1	3.00	4.8	6.50	5.7
(F)**Hygrade Complete Breeder .....		Concord	16.00	16.6	3.50	5.2	6.50	4.9
(F)**Hygrade Complete Grower Layer .....		Concord	16.00	17.2	3.50	4.1	6.50	4.8
(F)**Hygrade 16% Dairy .....		Contoocook	16.00	16.6	3.50	4.3	9.00	8.8
(F)Hygrade 16% Dairy .....		Manchester	16.00	16.3	3.50	3.6	9.00	7.0
Hygrade 16% Dairy .....		Concord	16.00	18.3	3.50	4.4	9.00	7.9

\*Protein and fat not less than, crude fiber not more than.

\*\*Sampled from Bulk Shipments.

†Not registered when sampled.

(F)Sampled at a Farm.



TABLE II — ANALYSIS OF MIXED FEEDS AND FEED INGREDIENTS — Continued

Manufacturer Brand	Sampled in	Pounds in 100 lbs. of Feedingstuff					
		Protein		Fat		Crude Fiber	
		Guar- anteed*	Found	Guar- anteed*	Found	Guar- anteed*	Found
<b>Wirthmore Feed Co. (Continued)</b>							
(F)**Hygrade 14% Fitting Ration .....	Laconia	14.00	14.7	3.50	4.5	9.00	8.0
(F)**Hygrade 14% Fitting Ration .....	Laconia	14.00	14.6	3.50	4.0	9.00	7.3
Hygrade 14% Fitting Ration .....	Concord	14.00	15.0	3.50	3.8	9.00	7.7
Hygrade 14% Fitting Ration .....	Concord	14.00	14.9	3.50	3.9	9.00	7.1
Hygrade 14% Fitting Ration .....	Concord	14.00	14.9	3.50	3.9	9.00	7.2
(F)**Hygrade High Energy Grower and Layer .....	Claremont	16.00	17.2	3.00	4.6	4.50	3.2
Hygrade High Energy Grower & Layer .....	Manchester	16.00	17.6	3.00	4.3	4.50	3.8
Hygrade Pig Feed .....	Concord	17.00	18.3	3.50	4.3	6.50	5.4
Hygrade Pig & Sow Feed .....	Manchester	17.00	17.8	3.50	4.6	6.50	5.0
Hygrade Pig and Sow Feed .....	Concord	17.00	17.1	3.50	4.7	6.50	5.6
<b>Yieldmor Feeds Inc.</b>							
<b>Piqua, Ohio</b>							
†Yieldmor 23% Finishing Feed Medi- cated .....	Derry	23.00	25.7	7.50	7.6	3.50	4.0
†Yieldmor 24% Super Broiler Medi- cated B-34 .....	Milford	24.00	24.4	6.50	7.3	4.00	3.1
†Yieldmor 20% Super Finisher Medi- cated F-2 .....	Milford	20.00	21.8	8.00	<u>7.7</u>	3.50	2.7

\*Protein and fat not less than, crude fiber not more than.

\*\*Sampled from Bulk Shipments.

†Not registered when sampled.

(F) Sampled at a Farm.

TABLE III — CAT AND DOG FOODS

Manufacturer Brand	Sampled in	Pounds in 100 lbs. of Feedingstuff					
		Protein		Fat		Crude Fiber	
		Guar- anteed*	Found	Guar- anteed*	Found	Guar- anteed*	Found
<b>Albers Milling Co.</b>							
Los Angeles, Calif.							
†Friskies Dog Food	Manchester	10.00	10.3	2.50	3.5	1.00	0.6
<b>Allen Products Co.</b>							
Allentown, Pa.							
Al-Po Dog Food—Beef & Beef By- Products	Meredith	13.50	14.8	5.00	19.3	1.50	0.1
Al-Po Dog Food Horsemeat & Horse- meat By Products	New London	14.50	16.2	2.00	5.8	1.50	0.2
<b>Armour &amp; Co.</b>							
Chicago, Ill.							
Armour Dash Dog Food	Kcene	10.00	10.9	2.50	3.0	1.00	0.6
<b>Calo Dog Food Co.</b>							
Oakland, Calif.							
Calo Cat Food	Bristol	10.00	10.0	3.00	3.3	1.00	0.7
Calo Dog Food	New London	10.00	9.8	3.00	5.0	1.00	0.7
Calo Horsemeat for Dogs & Cats	Concord	15.00	15.5	6.00	8.4	1.00	0.2
<b>Consolidated Foods Inc.</b>							
Nashua, N. H.							
†Friendly Dog & Cat Food	Enfield	8.00	7.9	1.00	1.3	2.00	1.1
Spunky Cat Food	New London	15.00	17.6	0.25	1.3	1.00	0.1
Spunky Dog Food	New London	10.00	10.6	2.00	<u>1.7</u>	1.50	1.5
<b>Corn Products Sales Co.</b>							
N. Y. 4, N. Y.							
Kasco Complete Dog Food	Plymouth	25.00	26.8	8.00	12.5	4.00	2.4
<b>Deep Run Packing Co.</b>							
Dublin, Pa.							
Big Bet Dog Food	Nashua	15.00	<u>13.8</u>	6.00	10.2	1.50	0.2
Big Bet Ration Dog Food	Barrington	10.00	<u>9.8</u>	3.00	<u>1.8</u>	1.50	1.3
<b>Delham Food Products Co.</b>							
Brighton, Mass.							
Kims 100% Horsemeat Dog Food	Manchester	16.00	16.8	5.00	7.9	0.05	0.2
<b>Dog Food Assoc., Div. Thrivo Co. Inc.</b>							
Phila. 23, Pa.							
Scamp Dog Food	Hopkinton	8.00	7.8	1.50	<u>0.8</u>	1.50	1.1
<b>Doyle Packing Co.</b>							
Los Angeles, Calif.							
Strongheart Dog Food	Tilton	8.00	8.8	2.00	2.6	1.50	1.2
Strongheart Dog & Cat Food — Horsemeat	Newport	15.00	15.6	4.00	12.3	1.50	0.3
<b>Eastern States Farmers Exchange, Inc.</b>							
W. Springfield, Mass.							
Eastern States Dog Feed	Woodsville	24.00	24.1	6.00	7.2	3.50	3.2
<b>Evans Industries</b>							
Marion, Ind.							
†Better Bite Dog Food (Horsemeat)	Tilton	14.00	13.7	4.00	6.7	0.50	0.4
Bostonian Dog Food	Concord	10.00	<u>9.5</u>	2.00	<u>1.3</u>	1.50	0.7

\*Protein and fat not less than, crude fiber not more than.

†Not registered when sampled.



TABLE III — CAT AND DOG FOODS — Continued

Manufacturer Brand	Sampled in	Pounds in 100 lbs. of Feedingstuff					
		Protein		Fat		Crude Fiber	
		Guar- anteed*	Found	Guar- anteed*	Found	Guar- anteed*	Found
<b>Evans Industries (Continued)</b>							
†Greyhound 100% Horsemeat & Gravy Dog Food .....	Newport	15.00	15.7	3.50	7.4	1.00	0.4
†Prime Pet Food .....	Manchester	8.00	8.9	2.00	2.8	1.50	0.6
<b>Food Product Co. of America Chicago, Ill.</b>							
Captain Dog Food—Horsemeat .....	Newport	17.00	17.1	3.50	20.1	1.00	0.4
Dog House Dog & Cat Food .....	Henniker	10.00	10.6	2.00	2.4	5.00	1.8
<b>Foodland Inc. Cleveland, Ohio</b>							
Mrs. Lanes Cat Food .....	Canaan	13.00	17.2	0.50	0.5	0.10	0.04
†Mrs. Lanes Cat Food .....	Nashua	17.00	17.0	0.50	0.9	1.00	0.1
†Mrs. Lanes Dog Food .....	Canaan	8.00	10.6	2.00	3.3	1.50	1.5
†Mrs. Lanes Dog and Cat Food .....	Franklin	14.00	16.5	2.00	4.7	0.70	0.4
<b>Foster Canning Co. Napoleon, Ohio</b>							
Snappy Dog Food .....	Dover	9.00	9.2	1.00	1.0	1.50	1.4
<b>French Sardine Co. Terminal Island, Calif.</b>							
†Nine Lives Pet Food .....	Manchester	22.50	24.8	3.00	<u>2.7</u>	1.00	0.1
<b>General Foods Corp. Kankakee, Ill.</b>							
Gaines Dog Menu AA .....	Plymouth	10.50	11.9	2.50	2.9	1.00	0.6
Jack & Jill Cat Food .....	Manchester	17.00	<u>16.3</u>	0.25	0.4	0.25	0.1
New Jack & Jill Cat Food .....	Lebanon	12.00	<u>12.3</u>	2.00	3.7	0.70	0.3
<b>Hill Packing Co. Topeka, Kansas</b>							
Hill's Special Pack 16% Protein .....	Manchester	16.00	<u>13.4</u>	4.00	8.3	0.50	0.5
Hill's Dog Food .....	Keene	12.00	<u>12.0</u>	5.00	6.6	1.00	0.6
Hill's Horsemeat & Meat By Products .....	Rochester	16.00	17.6	4.00	5.6	1.00	0.4
†Hill's Special Pack 16% Protein for Dogs & Cats .....	Keene	16.00	<u>13.8</u>	4.00	5.0	0.50	0.5
<b>Household Products Evanston, Ill.</b>							
†Beau Dog Food .....	Woodsville	8.00	9.7	2.00	2.0	1.50	1.4
<b>Irving Canning Co. Boston, Mass.</b>							
Cop-E-Cat .....	Canaan	12.00	14.7	2.00	2.0	1.00	0.4
<b>Kasco Mills Inc. Toledo, Ohio</b>							
†Kasco Dog Ration (Canned) .....	Nashua	10.00	10.6	2.00	2.3	1.50	1.1
<b>Laddieboy Dog Food Co. Glendale, L. I., N. Y.</b>							
Laddieboy Dog Food — All Chicken .....	Newport	10.00	12.6	3.00	13.9	1.50	0.4
Laddieboy Dog & Cat Food .....	Keene	8.00	8.6	2.00	2.6	1.50	1.0

\*Protein and fat not less than, crude fiber not more than.

†Not registered when sampled.

TABLE III — CAT AND DOG FOODS — Continued

Manufacturer Brand	Sampled in	Pounds in 100 lbs. of Feedingstuff					
		Protein		Fat		Crude Fiber	
		Guar- anteed*	Found	Guar- anteed*	Found	Guar- anteed*	Found
<b>Marnat Packing Co.</b>							
<b>Bennetsville, S. C.</b>							
†Big Time Dog Food Chopped Chick- en Parts .....	Nashua	10.00	19.8	5.00	19.1	1.00	0.2
<b>Massachusetts Canning Co.</b>							
<b>Brighton, Mass.</b>							
Imp Cat Food .....	Boscawen	14.00	16.8	0.50	3.5	1.00	0.1
Mack's Brand Cooked Horsemeat Dog & Cat Food .....	Manchester	14.00	18.4	6.00	7.8	0.70	0.4
<b>Mr. Melody D.V.M. Assoc.</b>							
<b>Dublin, Bucks County, Pa.</b>							
†Dr. Melody Dog Food .....	Canaan	10.00	11.6	4.00	4.6	1.00	1.3
†Dr. Melody Dog Food—Beef and Beef By-Product with Gravy .....	Canaan	12.00	11.5	6.00	12.1	1.50	0.3
†Dr. Melody Dog Food — Horsemeat and Meat By-Products with Gravy .....	Canaan	12.00	14.0	6.00	9.5	1.50	0.3
Dr. Melody Meat, Vegetable Kibbled Biscuit with Beef Liver and Beef Broth Dog Food .....	Canaan	10.00	11.4	6.00	<u>3.7</u>	1.50	1.1
<b>S. E. Mighton Co.</b>							
<b>Bedford, Ohio</b>							
†Valor Cat Food .....	Nashua	10.00	11.2	3.00	5.6	1.00	1.0
†Valor Dog Food .....	Lakeport	10.00	11.1	2.00	2.8	1.00	1.0
<b>John Morrell &amp; Co.</b>							
<b>Chicago, Ill.</b>							
†Morrell Red Heart Dog Food—Beef Flavor .....	Meredith	10.50	10.8	2.50	3.6	1.00	0.7
†Morrell Red Hunt Dog Food—Fish Flavor .....	Sunapec	10.50	11.3	2.50	3.2	1.00	0.7
<b>National Packing Co.</b>							
<b>Boston, Mass.</b>							
Kitty Snicker Cat Food .....	Franklin	10.00	10.2	2.00	4.8	1.00	0.5
<b>National Pet Foods</b>							
<b>Buffalo, N. Y.</b>							
†Kalico Kat Cat Food .....	Newport	12.00	12.5	4.00	<u>2.0</u>	1.00	0.7
<b>N. E. Store Service Corp.</b>							
<b>Worcester, Mass.</b>							
Jumbo Dog Food .....	Kcene	9.00	9.1	1.00	1.6	1.50	1.4
<b>Old Mother Hubbard Co.</b>							
<b>Gloucester, Mass.</b>							
Original Old Mother Hubbard Fish Cat Food .....	Rochester	15.50	18.2	0.25	1.8	1.00	0.1
<b>Orleans Canning Co.</b>							
<b>Chicago, Ill.</b>							
Orleans Dog Food .....	Lebanon	15.00	15.6	3.00	8.2	1.50	0.2

\*Protein and fat not less than, crude fiber not more than.

†Not registered when sampled.

TABLE III — CAT AND DOG FOODS — Continued

Manufacturer Brand	Sampled in	Pounds in 100 lbs. of Feedingstuff					
		Protein		Fat		Crude Fiber	
		Guar- anteed*	Found	Guar- anteed*	Found	Guar- anteed*	Found
<b>Perk Foods Co.</b> Chicago 10, Ill.							
†Vets Dog Food .....	Manchester	10.00	10.1	2.00	2.3	1.50	1.1
<b>S. S. Pierce Co.</b> Boston, Mass.							
†S. S. Pierce Speak For It Cooked Pet Food .....	Concord	18.00	18.5	5.00	12.5	2.00	0.3
<b>Quaker City Packing Co.</b> Allentown, Pa.							
Quaker City Dog Food — Beef .....	Nashua	13.00	14.7	9.00	17.7	1.00	0.3
<b>Quaker Oats Co.</b> Chicago, Ill.							
Ken-L-Ration .....	Laconia	10.00	11.1	4.00	6.0	1.00	0.5
Puss'N Boots .....	New London	12.00	12.5	2.00	7.6	1.50	0.8
<b>Radio Foods Corp.</b> Lawrence, Mass.							
†Radio Dog & Cat Food .....	Concord	9.00	9.4	1.50	1.5	1.00	1.0
†Radio Dog & Cat Food .....	Manchester	9.00	9.9	1.50	<u>1.0</u>	1.00	1.0
<b>Re-Dan Packing Co.</b> Ozone Park, L.I., N.Y.							
Cadet Dog Food .....	Bristol	8.00	9.3	2.00	3.8	1.50	1.1
<b>Rival Packing Co.</b> Chicago 32, Ill.							
New Improved Rival Dog Food .....	Plymouth	11.50	<u>11.1</u>	2.50	2.5	1.00	1.0
Rival Cat Food .....	Tilton	12.00	<u>13.5</u>	2.00	1.9	1.50	1.1
<b>Standard Brands Inc.</b> N. Y. 32, N. Y.							
†Walter Kendall Hunt Club Dog Biscuit (five flavors) .....	Plymouth	20.00	21.4	4.20	6.3	3.50	3.2
Walter Kendall Hunt Club Kennel Pack Dog Biscuit .....	Plymouth	22.00	28.8	2.00	4.0	3.00	2.2
<b>Swift &amp; Co.</b> Chicago, Ill.							
†Pard Beef Flavor Dog Food .....	Manchester	10.50	10.6	2.50	6.2	1.00	0.4
<b>Timerson Canning Co.</b> Fair Haven, New York							
Flip Dog & Cat Food .....	Rochester	8.00	11.0	2.50	2.7	1.50	1.4
Timco Dog & Cat Food .....	Lebanon	12.00	13.1	2.50	4.8	1.25	1.0
Timco Horsemeat Dog Food .....	Rochester	16.00	16.6	2.50	6.5	0.50	0.5
<b>Usen Canning Co.</b> Boston, Mass.							
Tabby Cat Food .....	Rochester	16.00	17.6	0.30	0.6	0.30	0.1
<b>Vimpex Foods Inc.</b> Cambridge, Md.							
†Nice Kitty Cat Food .....	Concord	10.00	15.0	2.00	7.0	1.00	0.2
†Smarty Dog Food .....	Concord	10.00	11.2	2.00	2.9	1.50	1.3

\*Protein and fat not less than, crude fiber not more than.  
†Not registered when sampled.

TABLE III — CAT AND DOG FOODS — Concluded


Manufacturer Brand	Sampled in	Pounds in 100 lbs. of Feedingstuff						
		Protein		Fat		Crude Fiber		
		Guar- anteed*	Found	Guar- anteed*	Found	Guar- anteed*	Found	
<b>Whiz Pet Food Co.</b>								
<b>Seattle, Wash.</b>								
Kitty 100%	Salmon Pet Food	Concord	15.00	<u>11.0</u>	2.00	8.3	0.25	0.1
†Kitty 100%	Salmon Pet Food	Manchester	15.00	<u>11.2</u>	2.00	8.1	0.25	0.1
<b>Wilson &amp; Co.</b>								
<b>Chicago, Ill.</b>								
Ideal Dog Food		Keene	10.00	11.9	2.00	3.0	1.00	0.8

\*Protein and fat not less than, crude fiber not more than.

†Not registered when sampled.

The following products were unregistered with the New Hampshire Department of Agriculture at the time they were found exposed for sale, but samples were not drawn. (List supplied by the Feed Control Supervisor).

ALLIED MILLS, INC. Wayne Cage Layer	CHICAGO, ILLINOIS 18-6-4
ARCHER-DANIELS-MIDLAND CO. 32% Protein Fat Fortified Linseed Oil Meal	MINNEAPOLIS, MINN. 32-3.5-10
BATTLE CREEK DOG FOOD CO. Millers Stew for Dogs & Cats Millers New Minute Meal	BATTLE CREEK, MICH. 8-2-1 24-4-3
BEST FEED & FARM SUPPLIES Joy Dog Food	WASHINGTON, PENNA. 26-7-5
DEAN & LEE Pioneer Scratch Grains Pathfinder Finishing Mash Pathfinder Complete Laying	HORSEHEADS, NEW YORK 10-2.5-4 18-3-7 17-3-6
ELMORE MILLING CO. Elmore Complete Breeder Ration Medicated	ONEONTA, NEW YORK 16-3-5
FERNEAU GRAIN CO. Corn Distillers Dried Grains	BLANCHESTER, OHIO 26-8-14
HARPER FEED MILLS, INC. Harco Dairy Dee Ration Harco Milk Replacer Harco Pork Ration Harco Hi-Energy Complete Growing Ration	WASHINGTON, PENNA. 12-3-15 25-3.5-2 14-3-7 16-3.5-4.5
HOLLY SUGAR CORP. Holly Dried Beet Pulp & Feeding Beet Molasses	COLORADO SPRINGS, COL. 8-3-20
LIFE DOG FOOD CO. Life Dog Food	FALL RIVER, MASS. 14-6-4
MARIANA SALES CO. White Mule Brand 41% Protein Solvent Extracted Cottonseed Meal	MEMPHIS, TENN. 41-2-14
NORTHERN OHIO SUGAR CO. GW Dried Beet Pulp	DENVER, COL. 8-0-22.5
PARK & POLLARD CO., INC. Lay or Bust Hi-Power Broiler Finisher	BUFFALO, NEW YORK 18-3.5-3.5
SHERWIN-WILLIAMS COMPANY Sherwin-Williams Screw Press 33% Linseed Oil Cake Meal	CLEVELAND, OHIO 33-5.5-9













630.72

N532

no. 426-450

**DATE DUE**

NOV 4 '64

MAY 19 '65

Sept 29

NOV 23 '66



