

# WMUR / UNH New Hampshire Tracking Poll

By: Andrew E. Smith, Ph.D. (603) 862-2226  
UNH Survey Center - [www.unh.edu/survey-center](http://www.unh.edu/survey-center)

November 5, 2006

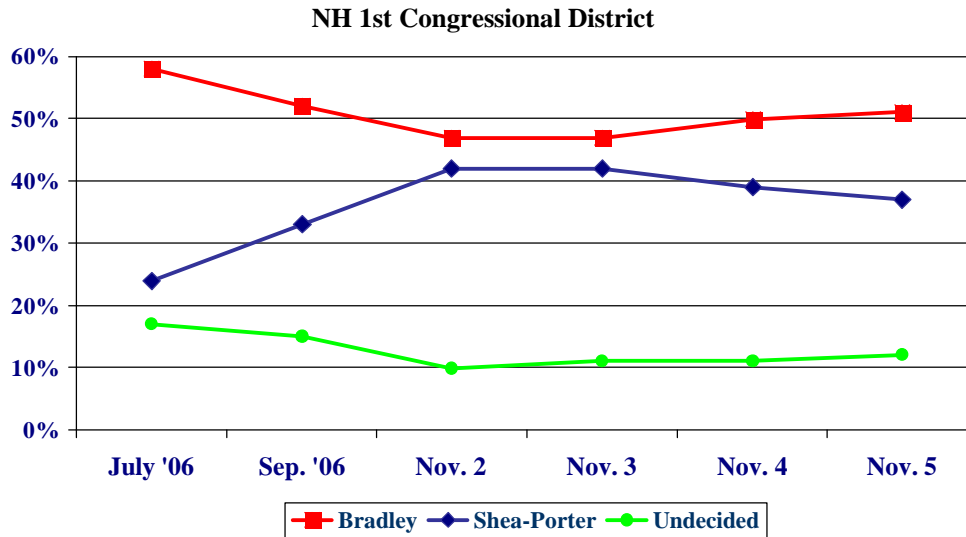
## BASS NARROWS GAP IN NH 2

Durham, NH – Incumbent Republican Charlie Bass has narrowed Paul Hodes' lead in New Hampshire's 2<sup>nd</sup> Congressional District, but still trails by 5%. Incumbent Republican Jeb Bradley continues to widen his lead over Democratic challenger Carol Shea-Porter in New Hampshire's 1<sup>st</sup> Congressional District.

These findings are based on the 2006 WMUR / UNH New Hampshire Tracking Poll, conducted by the University of New Hampshire Survey Center. This survey is sponsored by WMUR-TV Manchester and the University of New Hampshire.\* Six hundred forty-five (645) likely New Hampshire voters were interviewed between November 1 and November 4, 2006. The potential sampling error for the statewide survey is  $\pm 3.9\%$ . Three-hundred thirty-seven (337) likely 1<sup>st</sup> District voters were surveyed (margin of sampling error of  $\pm 5.3\%$ ) and 308 likely 2<sup>nd</sup> District voters were interviewed (margin of sampling error  $\pm 5.6\%$ ). For more information about the WMUR / UNH Election Tracking Poll, go to [www.unh.edu/survey-center/track06meth.pdf](http://www.unh.edu/survey-center/track06meth.pdf).

## NH First District

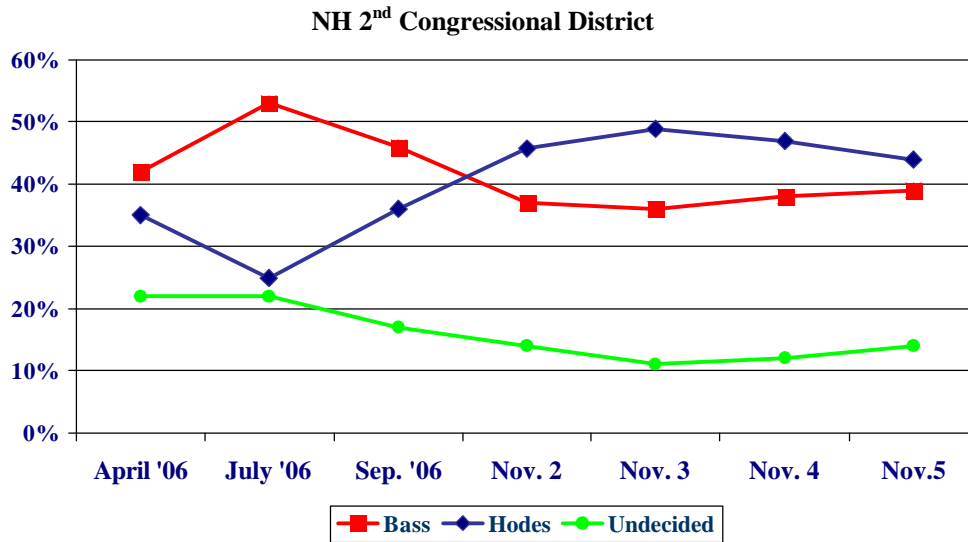
In the race for New Hampshire's 1<sup>st</sup> Congressional District, Republican incumbent Jeb Bradley has continued to widen his lead over Democrat Carol Shea-Porter. In the latest WMUR / UNH Tracking Poll, 51% of likely 1<sup>st</sup> District voters say they will vote for Bradley, 37% favor Shea-Porter, and 12% remain undecided. Bradley holds a wide lead in towns along the Massachusetts border.



\* We ask that this copyrighted information be referred to as the *WMUR / UNH New Hampshire Tracking Poll*, sponsored by WMUR-TV and the University of New Hampshire.

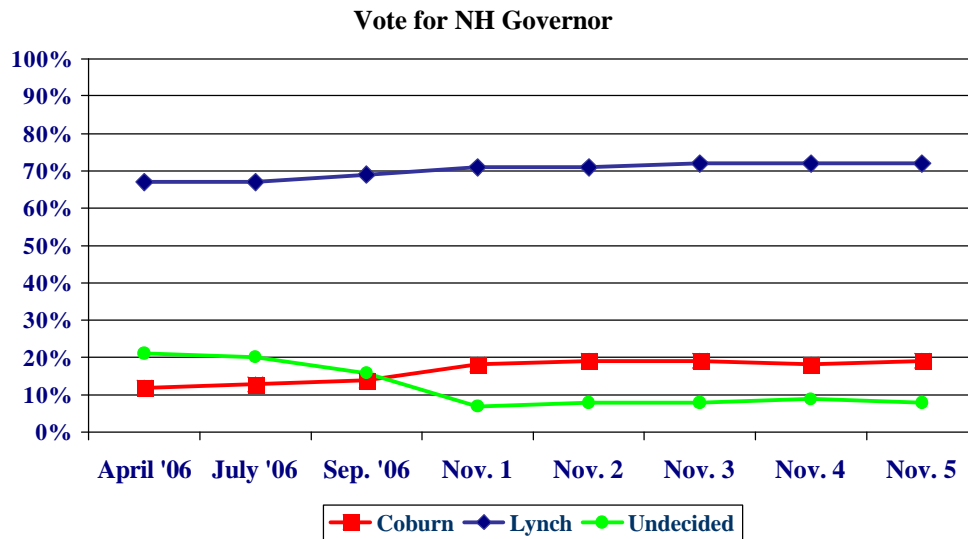
**NH Second District**

In the 2<sup>nd</sup> District, Democratic challenger Paul Hodes' lead over incumbent Republican Charlie Bass continues to dwindle. In the latest WMUR / UNH Tracking Poll, 44% of likely voters in the 2<sup>nd</sup> District say they will vote for Hodes, 39% say they will vote for Bass, 3% prefer Libertarian Ken Blevins, and 14% remain undecided. Bass has narrowed the gap as Republicans show signs of increased interest in the election and increased likelihood of voting on election day.



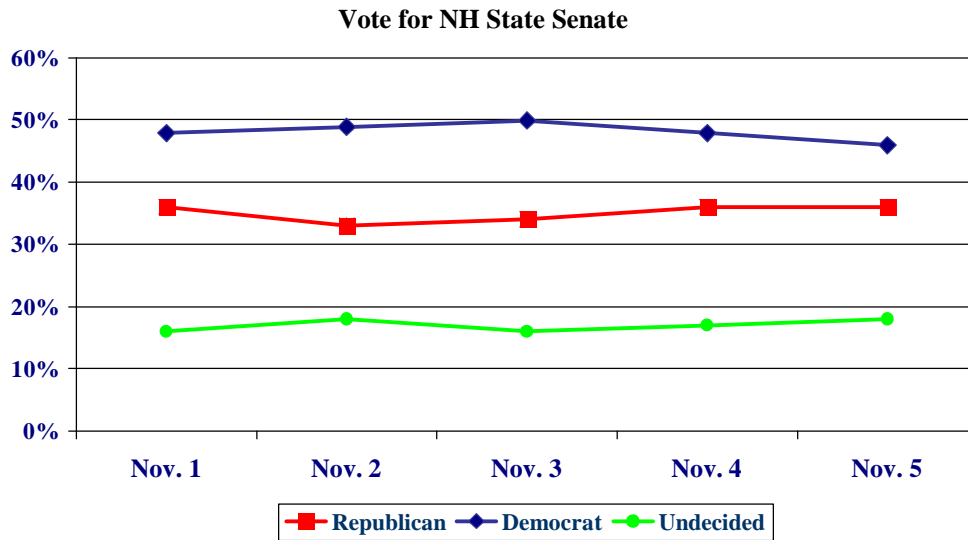
**NH Governor**

Incumbent John Lynch continues to hold an insurmountable lead over Republican Jim Coburn in the race for New Hampshire Governor. The latest tracking poll has Lynch at 72%, Coburn with 19%, 1% prefer some other candidate and 8% are undecided.



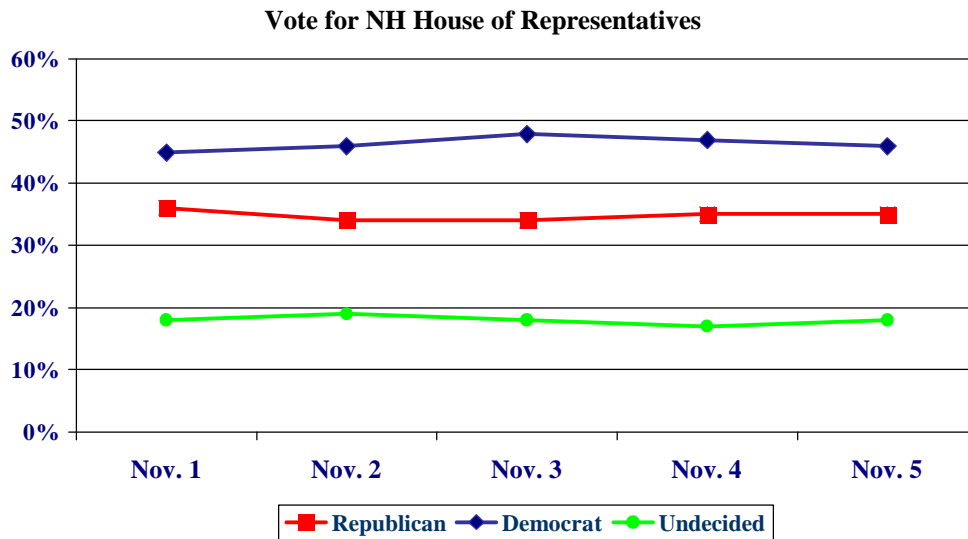
### NH Senate

While Republicans candidates for Congress are fairing somewhat better, Democrats continue to lead in generic ballots for the New Hampshire Senate. In the latest track, 46% of likely voters say they plan to vote for the Democrat in their State Senate district, 36% plan to vote for the Republican, and 18% are undecided.



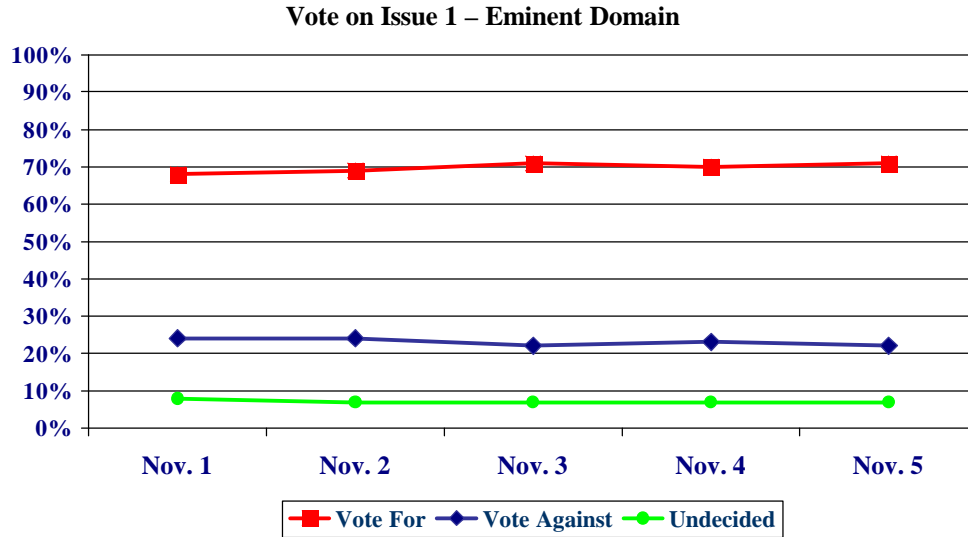
### NH House

Democrats also lead in generic ballots for the New Hampshire House. In the latest track, 46% of likely voters say they plan to vote for the Democrat in their State House district, 35% plan to vote for the Republican, and 18% are undecided.



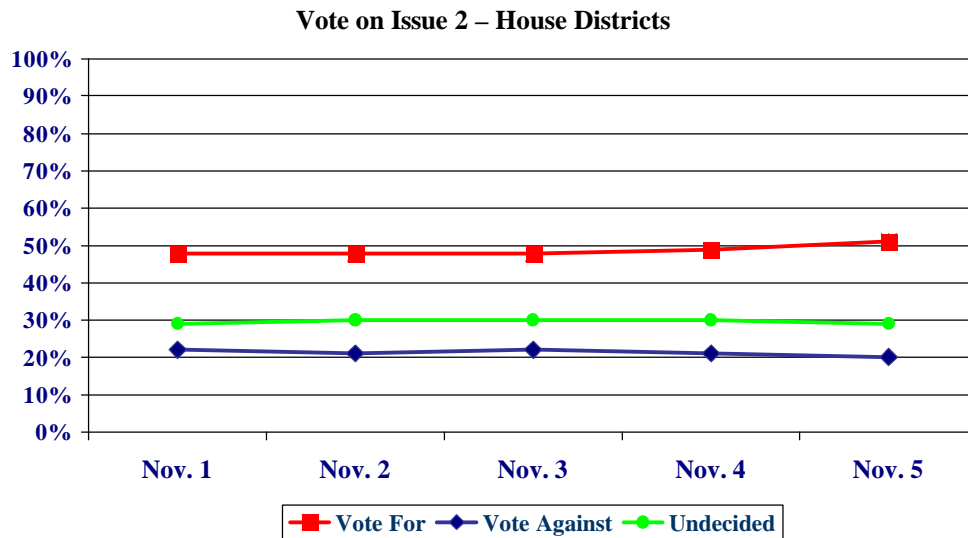
### Issue 1: Eminent Domain

Issue 1, which would limit government use of eminent domain, continues to be supported by more than the necessary two-thirds of voters required for it to pass. In the latest WMUR / UNH NH Tracking Poll, 71% of likely voters say they will vote for Issue 1, 22% say they will vote against Issue 1, and 7% are undecided.



### Issue 2: House Districts

Issue 2, which would change the way NH State House districts are drawn, remains below the two-thirds mark. Currently, 51% of likely voters say they will vote for Issue 2, 20% will vote against, and 29% are undecided.



### NH Governor: Lynch vs. Coburn

"Suppose the election for New Hampshire governor was being held Today. Would you vote for Jim Coburn, the Republican ... or John Lynch, the Democrat ... or do you plan to skip that election?" (ROTATE CANDIDATES) IF UNDECIDED: "As of today, do you lean more to Lynch, the Democrat or Coburn, the Republican?"

	<u>Coburn</u>	<u>Lynch</u>	<u>Other</u>	<u>Undecided</u>	<u>(N=)</u>
<b>Oct. 29 - Oct. 31</b>	<b>18%</b>	<b>71%</b>	<b>3%</b>	<b>7%</b>	<b>496</b>
<b>Oct. 29 - Nov. 1</b>	<b>19%</b>	<b>71%</b>	<b>3%</b>	<b>8%</b>	<b>663</b>
<b>Oct. 30 - Nov. 2</b>	<b>19%</b>	<b>72%</b>	<b>1%</b>	<b>8%</b>	<b>623</b>
<b>Oct. 31 - Nov. 3</b>	<b>18%</b>	<b>72%</b>	<b>1%</b>	<b>9%</b>	<b>588</b>
<b>Nov. 1 - Nov. 4</b>	<b>19%</b>	<b>72%</b>	<b>1%</b>	<b>8%</b>	<b>631</b>
Democrat	2%	96%	0%	2%	274
Independent	6%	72%	3%	19%	99
Republican	44%	45%	1%	10%	239
Registered Democrat	1%	96%	1%	2%	180
Undeclared	11%	76%	1%	12%	255
Registered Republican	45%	44%	2%	10%	196
Core GOP	52%	37%	1%	10%	196
Swing Voter	7%	71%	3%	18%	169
Core Dem.	1%	98%	0%	1%	259
Definitely vote	17%	75%	1%	6%	448
Probably vote	22%	64%	1%	14%	183
Extremely interested in election	15%	80%	0%	5%	155
Very interested	22%	70%	1%	8%	266
Somewhat/Not very interested	17%	68%	3%	12%	210
Male	23%	66%	2%	9%	303
Female	15%	77%	0%	8%	328
18 to 34	26%	60%	0%	14%	71
35 to 49	22%	68%	2%	8%	195
50 to 64	15%	79%	1%	6%	228
65 and over	19%	75%	0%	7%	114
HS or less	20%	70%	1%	9%	144
Some college	21%	68%	1%	10%	156
College graduate	17%	74%	1%	8%	210
Postgrad education	17%	77%	0%	6%	108
North Country	24%	72%	0%	3%	63
Central / Lakes	9%	79%	2%	10%	101
Connecticut Valley	21%	73%	2%	5%	84
Mass Border	24%	63%	1%	11%	173
Seacoast	13%	75%	1%	11%	105
Manchester Area	20%	75%	0%	6%	104
1st Cong. District	23%	66%	1%	10%	340
2nd Cong. District	14%	78%	2%	7%	291
1st E.C. District	23%	73%	0%	4%	132
2nd E.C. District	10%	76%	3%	11%	137
3rd E.C. District	13%	74%	3%	11%	123
4th E.C. District	23%	67%	0%	10%	121
5th E.C. District	25%	69%	0%	6%	118

### NH 1st Congressional District: Bradley vs. Shea-Porter

"I'd like you to think about the election for your representative to the U.S. Congress. As of today, do you plan to vote for Jeb Bradley, the Republican ... Carol Shea-Porter, the Democrat ... or do you plan to skip the election for U.S. Congress at this time?". ROTATE CANDIDATES IF UNDECIDED: "As of today, do you lean more to Shea-Porter, the Democrat or Bradley, the Republican?"

	<u>Bradley</u>	<u>Shea-Porter</u>	<u>Other</u>	<u>Undecided</u>	<u>(N=)</u>
<b>Oct. 29 - Nov. 1</b>	<b>47%</b>	<b>42%</b>	<b>1%</b>	<b>10%</b>	<b>340</b>
<b>Oct. 30 - Nov. 2</b>	<b>47%</b>	<b>42%</b>	<b>0%</b>	<b>11%</b>	<b>328</b>
<b>Oct. 31 - Nov. 3</b>	<b>50%</b>	<b>39%</b>	<b>0%</b>	<b>11%</b>	<b>311</b>
<b>Nov. 1 - Nov. 4</b>	<b>51%</b>	<b>37%</b>	<b>0%</b>	<b>12%</b>	<b>326</b>
Democrat	17%	73%	0%	10%	137
Independent	43%	33%	0%	24%	50
Republican	90%	2%	0%	8%	136
Registered Democrat	17%	71%	0%	12%	79
Undeclared	39%	44%	0%	16%	131
Registered Republican	89%	5%	0%	6%	116
Core GOP	95%	2%	0%	3%	118
Swing Voter	55%	15%	1%	29%	79
Core Dem.	9%	82%	0%	9%	126
Definitely vote	47%	43%	0%	10%	226
Probably vote	61%	23%	1%	16%	100
Extremely interested in election	47%	51%	0%	2%	70
Very interested	51%	42%	0%	7%	155
Somewhat/Not very interested	55%	20%	1%	25%	101
Iraq very important to vote	42%	46%	0%	13%	213
Iraq somewhat important	65%	22%	1%	12%	80
Iraq not very/not important	82%	15%	0%	3%	32
Bush very important to vote	45%	46%	0%	8%	194
Bush somewhat important	60%	20%	0%	20%	64
Bush not very/not important	65%	24%	1%	11%	61
Male	61%	30%	0%	9%	160
Female	42%	43%	0%	14%	166
18 to 34	58%	29%	0%	14%	36
35 to 49	57%	31%	1%	12%	103
50 to 64	40%	49%	0%	12%	110
65 and over	63%	31%	0%	6%	65
HS or less	45%	40%	0%	15%	67
Some college	52%	36%	1%	11%	85
College graduate	54%	34%	0%	12%	115
Postgrad education	53%	41%	0%	5%	56
North Country	49%	28%	0%	22%	25
Central / Lakes	44%	39%	0%	18%	36
Mass Border	67%	26%	0%	7%	75
Seacoast	48%	41%	0%	11%	104
Manchester Area	45%	44%	1%	10%	86

## NH 2nd Congressional District: Bass vs. Hodes

"I'd like you to think about the election for your representative to the U.S. Congress. As of today, do you plan to vote for Charlie Bass, the Republican ... Paul Hodes, the Democrat ... Ken Blevins, the Libertarian ... or do you plan to skip the election for U.S. Congress at this time?". ROTATE CANDIDATES IF UNDECIDED: "As of today, do you lean more to Hodes, the Democrat ... Bass, the Republican ... or Blevins, the Libertarian?"

	<u>Bass</u>	<u>Hodes</u>	<u>Blevins</u>	<u>Other</u>	<u>Undecided</u>	<u>(N=)</u>
<b>Oct. 29 - Nov. 1</b>	<b>37%</b>	<b>45%</b>	<b>2%</b>	<b>2%</b>	<b>14%</b>	<b>320</b>
<b>Oct. 30 - Nov. 2</b>	<b>36%</b>	<b>49%</b>	<b>3%</b>	<b>1%</b>	<b>11%</b>	<b>291</b>
<b>Oct. 31 - Nov. 3</b>	<b>38%</b>	<b>47%</b>	<b>2%</b>	<b>0%</b>	<b>12%</b>	<b>271</b>
<b>Nov. 1 - Nov. 4</b>	<b>39%</b>	<b>44%</b>	<b>3%</b>	<b>0%</b>	<b>14%</b>	<b>296</b>
Democrat	13%	74%	1%	0%	12%	135
Independent	30%	33%	9%	3%	25%	50
Republican	80%	12%	1%	0%	7%	98
Registered Democrat	11%	78%	0%	0%	11%	99
Undeclared	38%	38%	4%	1%	19%	118
Registered Republican	76%	10%	5%	0%	9%	80
Core GOP	92%	3%	1%	0%	5%	75
Swing Voter	41%	23%	9%	1%	26%	86
Core Dem.	8%	81%	1%	0%	11%	132
Definitely vote	39%	50%	2%	0%	9%	215
Probably vote	40%	27%	6%	2%	26%	81
Extremely interested in election	19%	74%	4%	0%	2%	84
Very interested	51%	36%	0%	0%	13%	106
Somewhat/Not very interested	43%	28%	5%	1%	23%	107
Iraq very important to vote	32%	49%	3%	1%	15%	202
Iraq somewhat important	51%	35%	3%	0%	12%	70
Iraq not very/not important	68%	25%	6%	0%	1%	23
Bush very important to vote	31%	54%	0%	0%	14%	190
Bush somewhat important	53%	26%	4%	0%	17%	56
Bush not very/not important	54%	23%	12%	3%	8%	45
Male	40%	47%	4%	1%	8%	140
Female	39%	41%	2%	0%	18%	157
18 to 34	39%	44%	1%	0%	16%	36
35 to 49	45%	33%	5%	1%	16%	88
50 to 64	32%	54%	2%	0%	12%	113
65 and over	45%	44%	3%	0%	8%	49
HS or less	39%	33%	7%	2%	19%	73
Some college	49%	32%	3%	0%	17%	72
College graduate	41%	47%	1%	0%	10%	91
Postgrad education	21%	73%	1%	0%	4%	51
North Country	45%	38%	0%	0%	17%	36
Central / Lakes	27%	57%	6%	0%	10%	64
Connecticut Valley	34%	49%	2%	2%	14%	85
Mass Border	50%	36%	3%	0%	11%	96
Manchester Area	40%	28%	0%	0%	33%	16

## NH House of Representatives: Democrat vs. Republican

"Please think about the upcoming election for your representative to the New Hampshire House of Representatives. As of today ... do you plan to vote for the Democratic or Republican candidate for the New Hampshire House of Representatives ... or do you plan to skip the election for New Hampshire House of Representatives this time?" ROTATE PARTIES

	<u>Republican</u>	<u>Democrat</u>	<u>Undecided</u>	<u>(N=)</u>
<b>Oct. 29 - Oct. 31</b>	<b>36%</b>	<b>45%</b>	<b>18%</b>	<b>482</b>
<b>Oct. 29 - Nov. 1</b>	<b>34%</b>	<b>46%</b>	<b>19%</b>	<b>650</b>
<b>Oct. 30 - Nov. 2</b>	<b>34%</b>	<b>48%</b>	<b>18%</b>	<b>618</b>
<b>Oct. 31 - Nov. 3</b>	<b>35%</b>	<b>47%</b>	<b>17%</b>	<b>585</b>
<b>Nov. 1 - Nov. 4</b>	<b>35%</b>	<b>46%</b>	<b>18%</b>	<b>626</b>
Democrat	6%	86%	9%	273
Independent	22%	37%	41%	96
Republican	76%	5%	18%	237
Registered Democrat	5%	87%	8%	180
Undeclared	27%	47%	27%	250
Registered Republican	75%	7%	18%	195
Core GOP	88%	1%	11%	196
Swing Voter	27%	25%	48%	164
Core Dem.	1%	94%	5%	259
Definitely vote	34%	50%	16%	439
Probably vote	39%	37%	24%	186
Extremely interested in election	23%	68%	9%	154
Very interested	38%	41%	21%	264
Somewhat/Not very interested	41%	37%	22%	207
Male	42%	42%	17%	299
Female	30%	50%	20%	327
18 to 34	41%	47%	13%	71
35 to 49	40%	44%	16%	192
50 to 64	27%	52%	20%	225
65 and over	41%	39%	19%	113
HS or less	37%	43%	19%	142
Some college	39%	45%	16%	154
College graduate	35%	46%	19%	208
Postgrad education	29%	54%	18%	108
North Country	35%	38%	27%	63
Central / Lakes	27%	60%	13%	98
Connecticut Valley	30%	56%	13%	83
Mass Border	43%	36%	21%	171
Seacoast	36%	46%	18%	107
Manchester Area	34%	47%	19%	104
1st Cong. District	40%	44%	16%	339
2nd Cong. District	30%	49%	21%	287
1st E.C. District	35%	43%	21%	130
2nd E.C. District	31%	52%	17%	135
3rd E.C. District	36%	45%	19%	122
4th E.C. District	40%	43%	17%	122
5th E.C. District	35%	47%	18%	117



### NH Senate: Democrat vs. Republican

"Please think about the upcoming election for your representative to the New Hampshire Senate. As of today ... do you plan to vote for the Democratic or Republican candidate for the New Hampshire Senate ... or do you plan to skip the election for New Hampshire Senate this time?" ROTATE PARTIES

	<u>Republican</u>	<u>Democrat</u>	<u>Undecided</u>	<u>(N=)</u>
<b>Oct. 29 - Oct. 31</b>	<b>36%</b>	<b>48%</b>	<b>16%</b>	<b>484</b>
<b>Oct. 29 - Nov. 1</b>	<b>33%</b>	<b>49%</b>	<b>18%</b>	<b>651</b>
<b>Oct. 30 - Nov. 2</b>	<b>34%</b>	<b>50%</b>	<b>16%</b>	<b>621</b>
<b>Oct. 31 - Nov. 3</b>	<b>36%</b>	<b>48%</b>	<b>17%</b>	<b>585</b>
<b>Nov. 1 - Nov. 4</b>	<b>36%</b>	<b>46%</b>	<b>18%</b>	<b>625</b>
Democrat	6%	83%	10%	272
Independent	20%	37%	42%	98
Republican	77%	8%	14%	236
Registered Democrat	6%	86%	8%	179
Undeclared	27%	45%	28%	250
Registered Republican	74%	11%	15%	195
Core GOP	89%	3%	9%	198
Swing Voter	26%	28%	47%	161
Core Dem.	1%	92%	7%	259
Definitely vote	35%	51%	14%	444
Probably vote	38%	34%	28%	180
Extremely interested in election	26%	67%	8%	155
Very interested	39%	42%	19%	265
Somewhat/Not very interested	39%	36%	25%	205
Male	42%	42%	16%	298
Female	30%	50%	20%	327
18 to 34	43%	42%	15%	70
35 to 49	37%	47%	17%	191
50 to 64	28%	51%	22%	227
65 and over	46%	42%	12%	113
HS or less	37%	41%	22%	141
Some college	41%	45%	15%	156
College graduate	34%	47%	19%	209
Postgrad education	29%	57%	14%	106
North Country	37%	43%	20%	61
Central / Lakes	31%	49%	21%	98
Connecticut Valley	27%	59%	15%	85
Mass Border	44%	37%	19%	172
Seacoast	38%	47%	15%	106
Manchester Area	31%	49%	19%	103
1st Cong. District	40%	44%	16%	338
2nd Cong. District	30%	49%	21%	287
1st E.C. District	36%	44%	20%	131
2nd E.C. District	31%	47%	22%	132
3rd E.C. District	38%	45%	17%	122
4th E.C. District	41%	43%	16%	122
5th E.C. District	33%	52%	14%	118

### Issue 1: Eminent Domain

"As you probably know, there are two proposed Constitutional amendments on the ballot in November. Are you in favor or opposed to amending the New Hampshire Constitution to read ... no part of a person's property shall be taken by eminent domain and transferred, directly or indirectly, to another person if the taking is for the purpose of private development or other private use of the property." "Do you plan to vote for or against this amendment or will you skip this vote?"

	<u>Vote For</u>	<u>Vote Against</u>	<u>Undecided</u>	<u>(N=)</u>
<b>Oct. 29 - Oct. 31</b>	<b>68%</b>	<b>24%</b>	<b>8%</b>	<b>494</b>
<b>Oct. 29 - Nov. 1</b>	<b>69%</b>	<b>24%</b>	<b>7%</b>	<b>667</b>
<b>Oct. 30 - Nov. 2</b>	<b>71%</b>	<b>22%</b>	<b>7%</b>	<b>630</b>
<b>Oct. 31 - Nov. 3</b>	<b>70%</b>	<b>23%</b>	<b>7%</b>	<b>595</b>
<b>Nov. 1 - Nov. 4</b>	<b>71%</b>	<b>22%</b>	<b>7%</b>	<b>629</b>
Democrat	67%	22%	11%	271
Independent	64%	29%	7%	101
Republican	79%	18%	2%	243
Registered Democrat	63%	26%	11%	177
Undeclared	70%	23%	7%	256
Registered Republican	80%	16%	4%	197
Core GOP	78%	20%	2%	198
Swing Voter	71%	21%	8%	169
Core Dem.	66%	23%	10%	256
Definitely vote	71%	22%	7%	438
Probably vote	72%	21%	7%	191
Extremely interested in election	71%	21%	7%	151
Very interested	75%	21%	4%	263
Somewhat/Not very interested	67%	22%	11%	215
Male	72%	24%	4%	302
Female	71%	19%	9%	328
18 to 34	60%	24%	16%	70
35 to 49	73%	20%	6%	200
50 to 64	76%	19%	5%	227
65 and over	66%	28%	6%	111
HS or less	66%	25%	9%	141
Some college	72%	25%	3%	157
College graduate	72%	19%	9%	210
Postgrad education	79%	16%	5%	110
North Country	77%	20%	3%	63
Central / Lakes	65%	26%	9%	101
Connecticut Valley	69%	24%	6%	83
Mass Border	77%	17%	6%	167
Seacoast	66%	24%	10%	108
Manchester Area	72%	21%	7%	106
1st Cong. District	72%	22%	6%	344
2nd Cong. District	71%	21%	8%	285
1st E.C. District	74%	21%	4%	133
2nd E.C. District	63%	25%	12%	139
3rd E.C. District	70%	23%	7%	121
4th E.C. District	80%	14%	6%	121
5th E.C. District	71%	23%	6%	115

## Issue 2: State House Districts

"Are you in favor or opposed to amending the New Hampshire Constitution to direct the legislature to create districts for the New Hampshire House of Representatives so that each town or ward in the state with enough population will have its own district. And if a town does not have enough population to create its own district, it will be combined with other towns so that boundaries of towns, wards, and unincorporated places shall be preserved and contiguous." "Do you plan to vote for or against this amendment or will you skip this vote?"

	<u>Vote For</u>	<u>Vote Against</u>	<u>Undecided</u>	<u>(N=)</u>
<b>Oct. 29 - Oct. 31</b>	<b>48%</b>	<b>22%</b>	<b>29%</b>	<b>447</b>
<b>Oct. 29 - Nov. 1</b>	<b>48%</b>	<b>21%</b>	<b>30%</b>	<b>609</b>
<b>Oct. 30 - Nov. 2</b>	<b>48%</b>	<b>22%</b>	<b>30%</b>	<b>587</b>
<b>Oct. 31 - Nov. 3</b>	<b>49%</b>	<b>21%</b>	<b>30%</b>	<b>567</b>
<b>Nov. 1 - Nov. 4</b>	<b>51%</b>	<b>20%</b>	<b>29%</b>	<b>604</b>
Democrat	52%	18%	30%	263
Independent	49%	21%	31%	97
Republican	52%	22%	26%	229
Registered Democrat	50%	20%	30%	174
Undeclared	51%	20%	30%	240
Registered Republican	52%	20%	28%	189
Core GOP	50%	23%	27%	186
Swing Voter	54%	17%	29%	163
Core Dem.	50%	19%	31%	249
Definitely vote	51%	19%	30%	427
Probably vote	50%	22%	28%	177
Extremely interested in election	45%	27%	28%	149
Very interested	50%	22%	29%	255
Somewhat/Not very interested	56%	13%	31%	200
Male	50%	23%	27%	290
Female	51%	17%	31%	314
18 to 34	50%	21%	29%	71
35 to 49	53%	19%	28%	190
50 to 64	52%	18%	30%	215
65 and over	46%	28%	26%	107
HS or less	55%	13%	32%	135
Some college	54%	22%	24%	152
College graduate	48%	22%	30%	203
Postgrad education	48%	22%	30%	104
North Country	44%	32%	23%	59
Central / Lakes	51%	24%	25%	96
Connecticut Valley	53%	22%	25%	82
Mass Border	52%	19%	28%	163
Seacoast	49%	15%	36%	103
Manchester Area	51%	13%	36%	101
1st Cong. District	51%	18%	31%	330
2nd Cong. District	50%	23%	27%	274
1st E.C. District	52%	27%	21%	128
2nd E.C. District	46%	23%	31%	129
3rd E.C. District	52%	17%	32%	120
4th E.C. District	54%	10%	35%	118
5th E.C. District	50%	23%	28%	109

## Education Amendment

"There has also been talk about amending the New Hampshire Constitution so that the legislature would have the power to determine content, extent, beneficiaries, level and source of funding of public education. The effect of this amendment would mean that the state Supreme Court's Claremont Decisions would be void. While this amendment will not be on the ballot this year, do you favor or oppose this proposed amendment?"

	<u>Favor</u>	<u>Oppose</u>	<u>Undecided</u>	<u>(N=)</u>
<b>Oct. 29 - Oct. 31</b>	<b>33%</b>	<b>38%</b>	<b>29%</b>	<b>479</b>
<b>Oct. 29 - Nov. 1</b>	<b>31%</b>	<b>38%</b>	<b>31%</b>	<b>644</b>
<b>Oct. 30 - Nov. 2</b>	<b>31%</b>	<b>38%</b>	<b>32%</b>	<b>612</b>
<b>Oct. 31 - Nov. 3</b>	<b>30%</b>	<b>39%</b>	<b>31%</b>	<b>575</b>
<b>Nov. 1 - Nov. 4</b>	<b>30%</b>	<b>38%</b>	<b>32%</b>	<b>613</b>
Democrat	20%	46%	33%	263
Independent	25%	43%	32%	99
Republican	44%	28%	29%	241
Registered Democrat	21%	45%	33%	175
Undeclared	25%	43%	31%	245
Registered Republican	44%	26%	30%	193
Core GOP	47%	24%	28%	195
Swing Voter	29%	39%	32%	160
Core Dem.	18%	49%	33%	252
Definitely vote	32%	40%	28%	428
Probably vote	27%	34%	39%	185
Extremely interested in election	29%	45%	26%	152
Very interested	31%	38%	31%	256
Somewhat/Not very interested	30%	34%	36%	205
Male	38%	35%	27%	295
Female	23%	42%	36%	318
18 to 34	28%	30%	42%	72
35 to 49	34%	37%	29%	196
50 to 64	30%	41%	29%	220
65 and over	27%	44%	29%	109
HS or less	33%	35%	32%	138
Some college	29%	39%	32%	151
College graduate	33%	33%	34%	210
Postgrad education	24%	52%	24%	107
North Country	27%	48%	25%	60
Central / Lakes	21%	48%	31%	94
Connecticut Valley	27%	47%	25%	86
Mass Border	32%	36%	32%	161
Seacoast	34%	30%	36%	106
Manchester Area	36%	29%	35%	105
1st Cong. District	33%	34%	34%	336
2nd Cong. District	27%	44%	29%	278
1st E.C. District	27%	48%	25%	130
2nd E.C. District	24%	42%	34%	131
3rd E.C. District	34%	32%	34%	120
4th E.C. District	34%	26%	39%	116
5th E.C. District	32%	43%	25%	115

### Impact of Iraq on Congressional Vote

"How important is the war in Iraq to your vote for U.S. Congress ... very important ... somewhat important ... not very important ... or not important at all?"

	<u>Very</u> <u>Important</u>	<u>Somewhat</u> <u>Imp.</u>	<u>Not Very</u> <u>Imp.</u>	<u>Not At</u> <u>All Imp.</u>	<u>DK</u>	<u>(N=)</u>
<b>Oct. 29 - Nov. 1</b>	<b>66%</b>	<b>27%</b>	<b>4%</b>	<b>2%</b>	<b>0%</b>	<b>680</b>
<b>Oct. 30 - Nov. 2</b>	<b>67%</b>	<b>25%</b>	<b>5%</b>	<b>3%</b>	<b>0%</b>	<b>640</b>
<b>Oct. 31 - Nov. 3</b>	<b>67%</b>	<b>24%</b>	<b>5%</b>	<b>4%</b>	<b>1%</b>	<b>602</b>
<b>Nov. 1 - Nov. 4</b>	<b>67%</b>	<b>24%</b>	<b>4%</b>	<b>4%</b>	<b>1%</b>	<b>645</b>
Democrat	75%	18%	4%	2%	0%	278
Independent	69%	25%	2%	3%	2%	104
Republican	55%	31%	6%	7%	1%	243
Registered Democrat	74%	22%	4%	0%	0%	182
Undeclared	69%	23%	3%	4%	1%	261
Registered Republican	57%	28%	6%	8%	1%	201
Core GOP	55%	32%	6%	7%	0%	199
Swing Voter	65%	26%	2%	6%	1%	176
Core Dem.	77%	18%	3%	1%	1%	263
Definitely vote	69%	22%	4%	5%	1%	452
Probably vote	62%	30%	4%	3%	0%	193
Extremely interested in election	80%	14%	2%	3%	0%	156
Very interested	66%	23%	5%	5%	1%	268
Somewhat/Not very interested	57%	33%	4%	5%	0%	221
Male	63%	25%	6%	6%	0%	308
Female	70%	24%	2%	3%	1%	336
18 to 34	41%	37%	15%	7%	0%	73
35 to 49	61%	30%	6%	4%	0%	202
50 to 64	74%	20%	2%	3%	1%	230
65 and over	76%	15%	1%	7%	1%	116
HS or less	62%	23%	6%	7%	1%	148
Some college	69%	25%	3%	2%	1%	159
College graduate	62%	31%	4%	2%	0%	215
Postgrad education	75%	14%	4%	6%	1%	110
North Country	72%	19%	3%	4%	2%	63
Central / Lakes	70%	24%	3%	2%	1%	101
Connecticut Valley	68%	28%	1%	3%	0%	87
Mass Border	58%	28%	7%	7%	0%	176
Seacoast	63%	26%	4%	7%	0%	109
Manchester Area	78%	15%	4%	1%	2%	107
1st Cong. District	66%	24%	4%	5%	1%	347
2nd Cong. District	67%	25%	4%	4%	1%	298
1st E.C. District	67%	26%	2%	4%	1%	135
2nd E.C. District	70%	22%	5%	2%	0%	140
3rd E.C. District	57%	30%	5%	7%	0%	125
4th E.C. District	71%	20%	4%	3%	2%	125
5th E.C. District	67%	23%	5%	4%	0%	120

### Impact of Bush on Congressional Vote

"How important is supporting or opposing President Bush to your vote for U.S. Congress ... very important ... somewhat important ... not very important ... or not important at all?"

	<u>Very</u> <u>Important</u>	<u>Somewhat</u> <u>Imp.</u>	<u>Not Very</u> <u>Imp.</u>	<u>Not At</u> <u>All Imp.</u>	<u>DK</u>	<u>(N=)</u>
<b>Oct. 29 - Nov. 1</b>	<b>62%</b>	<b>19%</b>	<b>8%</b>	<b>10%</b>	<b>1%</b>	<b>675</b>
<b>Oct. 30 - Nov. 2</b>	<b>63%</b>	<b>17%</b>	<b>8%</b>	<b>11%</b>	<b>1%</b>	<b>637</b>
<b>Oct. 31 - Nov. 3</b>	<b>62%</b>	<b>19%</b>	<b>7%</b>	<b>11%</b>	<b>1%</b>	<b>600</b>
<b>Nov. 1 - Nov. 4</b>	<b>61%</b>	<b>20%</b>	<b>8%</b>	<b>10%</b>	<b>2%</b>	<b>640</b>
Democrat	72%	14%	6%	7%	1%	277
Independent	55%	18%	9%	14%	4%	102
Republican	52%	27%	9%	11%	1%	243
Registered Democrat	76%	11%	7%	5%	1%	181
Undeclared	54%	25%	9%	11%	2%	260
Registered Republican	58%	21%	7%	12%	2%	199
Core GOP	54%	27%	9%	8%	2%	198
Swing Voter	49%	21%	10%	17%	2%	174
Core Dem.	76%	13%	5%	6%	1%	262
Definitely vote	66%	17%	7%	9%	2%	449
Probably vote	51%	25%	10%	12%	2%	192
Extremely interested in election	75%	9%	4%	9%	3%	154
Very interested	64%	18%	10%	7%	1%	267
Somewhat/Not very interested	49%	29%	7%	14%	1%	219
Male	60%	17%	9%	13%	1%	306
Female	62%	22%	7%	7%	2%	334
18 to 34	51%	25%	6%	18%	0%	73
35 to 49	55%	23%	11%	11%	1%	199
50 to 64	65%	17%	7%	7%	4%	230
65 and over	72%	15%	6%	8%	0%	114
HS or less	59%	23%	7%	11%	0%	147
Some college	65%	20%	4%	6%	4%	157
College graduate	54%	20%	13%	11%	2%	214
Postgrad education	72%	13%	5%	10%	0%	110
North Country	72%	14%	3%	9%	2%	63
Central / Lakes	58%	26%	5%	8%	3%	101
Connecticut Valley	70%	17%	6%	6%	2%	87
Mass Border	55%	20%	12%	13%	1%	175
Seacoast	62%	20%	6%	10%	2%	109
Manchester Area	63%	18%	8%	9%	1%	106
1st Cong. District	59%	20%	9%	10%	2%	345
2nd Cong. District	65%	19%	6%	9%	1%	296
1st E.C. District	68%	17%	7%	7%	1%	134
2nd E.C. District	61%	24%	3%	9%	3%	138
3rd E.C. District	57%	21%	9%	11%	3%	125
4th E.C. District	57%	19%	10%	12%	1%	124
5th E.C. District	64%	17%	9%	10%	0%	120