


SQUARE DANCING

MARCH, 1979

75¢ PER COPY

**We're all
Number
One!**

**The BIG EVENTS
of 1979**
(see page 9)



official magazine of The **Solo in Order** AMERICAN SQUARE DANCE SOCIETY

Meet "THE BOSS" by *Clinton*

- Power enough for 100 squares — twice the power of our previous models, yet small and light-weight for quick, convenient portability!



- Exceptional reliability — proven in years of square dance use.
- A \$1,000 value — but priced at just \$595!

Why the P-400 is the Finest Professional Sound System Available

This 17-pound system, housed in a 14"x14"x5" sewn vinyl carrying case, is easy to transport and set up — yet will deliver an effortless 120 R.M.S. watts of clear, clean power.

VU meter for convenient sound level indication

Two separately adjustable microphone channels

5-gram stylus pressure for extended record life (others use up to 10 grams)

BUILT-IN music-only monitor power amplifier

Convenient control panel

Two separate power amplifiers

Optional remote music control

Internal strobe

Tape input and output

Exclusive Clinton Features

Only Clinton has a floating pickup/turntable suspension, so that an accidental bump as you reach for a control knob will not cause needle skip.

Only Clinton equipment can be operated on an inverter, on high line voltage, or under conditions of output overload without damage.

Only Clinton offers a dual speed control — normal and extended range (0-80 r.p.m.) — and automatic speed change from 33 to 45 r.p.m.

Clinton alone rates power output, supplies a comprehensive service handbook including SCHEMATIC DIAGRAMS for easy emergency service, and makes available plus in components for such service.

We Back Up Our Products

If you don't like the P-400 for any reason, return it within 30 days for a full refund (except shipping). Parts and labor for any factory service within one year are fully warranted. For as long as you, the original purchaser, own your Clinton, we will supply loan equipment should you wish to return it to us for service.

If price were no object, the P-400 would still be the best performing and most reliable system on the market. Yet this new standard of excellence is priced at a modest \$595. "THE BOSS" is the best choice at any price.



FROM THE FLOOR

Letters of interest to readers appear in this section. Send your comments to the editor giving full name and address. Unsigned letters are ignored.

Dear Editor:

A recent heavy rain flooded our garage and storage area in which I had stored a copy of each of Johnny's fifty records for our children. Many were ruined. Through the help of Norman Merrbach we were able to replace all but three which are no longer available. They are "Powder Your Face With Sunshine," "When the Saints go Marching In" and "Ragged But Right," all on the Lore label. I would appreciate if you would mention this in your magazine as hopefully someone might have a copy.

Janie Creel, 3905 Bauvais St.
Metairie, Louisiana 70001

Dear Editor:

I believe an encouraging word is in order for our square dancers in Taiwan. I had the pleasure of dancing with the Ding How

Square Dance Club in Taipei and as a visitor, I received one of the warmest welcomes anywhere. I am sure that I write in the name of
(Please turn to page 55)



- 7 As I See It by Bob Osgood
- 9 The Big Dance — Events of 1979
- 13 Peer Pressure by Jim Schnabel
- 14 Smooth Dancing
- 16 Discovery
- 18 Tips for Advanced Dancers
- 19 Balanced Buckets
- 20 Square Dance Hall in Oregon
- 22 Publication Profiles
- 23 Traditional Treasury
- 24 Take a Good Look
- 25 The Dancers Walkthru
- 29 Roundancer Module
- 31 The Callers' Notebook
- 35 Ladies on the Square
- 36 Style Lab — Contra
- 40 National Square Dance Convention
- 41 Round the World of Square Dancing
- 45 Callers/Teachers Workshop
- 62 On the Record: Reviews
- 72 Current Releases
- 94 Fashion Feature

SQUARE DANCING

(ISSN 0037-2889)

Published monthly for and by Square Dancers and for the general enjoyment of all.

Copyright 1979, Sets In Order, Incorporated
All rights reserved.

PERMISSION TO REPRINT: You may reprint short articles by using the following credit line: "Reprinted from SQUARE DANCING, official publication of The Sets in Order American Square Dance Society." Please also credit any by-lined authors. Write us for permission to reprint longer articles.

**Membership \$7.00 per year includes
12 issues of the Official Magazine**

Second Class postage paid at Los Angeles, Calif.

462 NORTH ROBERTSON BOULEVARD • LOS ANGELES, CALIFORNIA 90048 • TEL. (213) 652-7434

OFFICIAL PUBLICATION OF THE
SETS IN ORDER AMERICAN SQUARE DANCE SOCIETY



VOL. XXXI NO. 3

GENERAL STAFF

Editor and Advertising	Bob Osgood
Editorial Assistant	June Berlin
Dancers Walkthru	Becky Osgood
Processing	Joy Cramlet
Circulation	Mary Mayor
Sales Reps.	Tru Loy
Art Consultant	Frank Grunden
Photographic Consultant	Joe Fadler
Art Advisors	Chas. Dillinger Assoc.


PLEASE NOTE: Allow at least eight weeks' notice on changes of address. To speed up the change please send the old address label from your SQUARE DANCING magazine along with your new address. Printed in U.S.A.

*If You SQUARE DANCE . . .
If You Have a RECREATION VEHICLE*

FUN VALLEY SQUARE DANCE RESORT

SOUTH FORK COLORADO 81154

IS THE PERFECT PLACE FOR YOU



Our trailer park has over 200 spaces on the river or lakes, with complete hook-ups. The new square dance hall will dance 30 squares or more comfortably. There is a beautiful view from any of the many windows; the spacious hardwood floor, fine acoustics and cool climate along with nationally recognized callers makes ideal dancing conditions.

The laundry, service station, mini-grocery store, bar-b-que and ice cream shack and the cafeteria all help make your stay with us more enjoyable. Without even leaving Fun Valley there are lots of family fun things to do. Relax with a game of pool in our completely outfitted recreation room. Take aim and try your hand at a game of horseshoes. Everyone is sure to enjoy a game of miniature golf. Horseback riding is one of our popular activities. Our new Fun-A-Torium has nightly entertainment from June 16th to August 20th, featuring a variety of live entertainment. From early spring to late fall we have the very finest lake and stream fishing to be found.

Of course, if you don't have a trailer, we do have a motel or cabin for you.

For further information or brochure, write or call: (915) 692-6339 or (915) 695-2498

FUN VALLEY RESERVATIONS

Oct. 1
to May 1
2050 S. Elmwood Dr.
Abilene, Tx. 79605
phone (915) 692-6339

May 1
to Oct. 1

Box 208
So. Fork, Co. 81154
phone (303) 873-5566



The Sets in Order

AMERICAN SQUARE DANCE SOCIETY

REPORT TO MEMBERS March 1, 1979

Several situations have come up recently that require a special bulletin. No one today is unaware of the rising costs. Hardly any phase of our lives seems free from the concerns of INFLATION. We have experienced more than 40% increases in costs of publishing SQUARE DANCING Magazine in little more than a year. Most of this has been offset by increased circulation and sales of handbooks and other SIOASDS services. As long as we can continue to grow we can hold the line on our current subscription and advertising rates. For this we thank each one of you for your continued support and encouragement in bringing in new subscribers and new advertisers.

The 1979 Premium Record Situation — As you know, we have been having our lumps with the shipment of the current sound documentary records (see bottom of page 19). As of January 29 all orders received prior to that date have been shipped. Unfortunately, a large quantity of the orders that were received in October and November were delayed through labor difficulties in the company that manufactures and ships the records for us. We thank all of our readers for their patience. We would appreciate it if you would let us know immediately if you have not received your orders mailed to us prior to January 1st. The records this year are exceptionally fine and we do regret the shipping delays.

In the Good News Department — We have improved our computerized subscription processing and hope to immediately clear up any delays in processing renewals. Please note that if we received your renewal prior to the 15th of the month before it is to expire, you will be assured of an unbroken subscription. Subscriptions received for processing after the 15th will be picked up with the next, following issue. Recent back copies are available at 75c (postage paid). If you miss an issue due to a late renewal, just send in the request and the 75c and we will mail the magazine to you.

NOTE: The expiration date of your current subscription is written clearly on the top line of the your address sticker (on the back page of the magazine), indicating the last issue you are scheduled to receive in your current subscription. And as a reminder, if you wish to correct or change your address just remove the label from your latest copy and send it to us, along with the changes you wish to have made. If you are moving, if you'll let us know sixty (60) days before you move we'll have time to re-direct your magazines with no interruption in your subscription.

*This
is
the*



INTERFACE



between you and your audience

*Your sound system is the connection between
your natural talent...*

your investment of time and training...

your dreams of a calling career...

your ambition to be the best in your field...

*and the assembled dancers, attracted by your
reputation, anticipating the fun your professional
skills can bring them.*

*Please don't short circuit your program with an
audio presentation that obscures your image.*

*Please don't short change your audience with
less enjoyment than Newcomb's ultra-modern
equipment can now provide.*

YOUR SOUND SYSTEM IS MORE THAN A MACHINE. Sound is a major part of what you are to your dancers. While they're dancing, they seldom see you, but always hear you. The true professional can never afford to appear and be heard at less than his professional best. That's why Newcomb designed the new T Series systems for you—unquestionably the most advanced equipment produced for the caller today. Too, they make your records last much, much longer. And,

remember, sound quality and equipment weight are related. T Series units are not an ounce heavier than is needed to do the job you want them to do. So don't risk your reputation for the temptation of a little more convenience. That means including Newcomb's new loudspeakers in your system. Neither your old loudspeakers nor the old horns you find nailed to the rafters in some of your halls can even begin to take advantage of your T system's potential. Bring your own. Newcomb has put forth more effort and taken more care than anyone to match all components for maximum performance, to give you the operating features and sound quality you need to protect your image, to protect your status, to promote your stature. Accept all the help you can get... and take your pick of the return engagements offered to you.

NEWCOMB®

NEWCOMB AUDIO PRODUCTS CO. P.O. Box 4476, 12881 Bradley Ave., Sylmar, CA 91342
For free catalog, address Department _____



AS I SEE IT

bob osgood

March, 1979

DO YOU RECALL the first time you ever attended a big dance? It may have been the time your class was invited to a party sponsored by one of the clubs in the area, where you had your first glimpse of colorful dresses and western shirts and danced all evening with folks you had not met before. Or, it might have been after you had graduated from class as you joined members of your club in attending a local festival.

What excitement! Here for the first time you were discovering that you could follow the calls of someone other than the person who had taught you to dance and that you could dance in squares with people whose faces were unfamiliar but whose method of dancing and smiles of friendship made you feel right at home.

The big dances, festivals, conventions etc. are a standard part of square dancing today even in places like Saudi Arabia where members of one club have to fly hundreds of miles to attend a "big dance" sponsored by their nearest neighboring club. The big dance holds a certain magical meaning for us all. With many hundreds of "big ones" featured every year, we put the spotlight on these special occasions (starting on page 9) and include a list of some of the big events of 1979.

Smooth Dancing

WE KEEP GETTING WORD of more and more areas that are following the lead of the National Convention, CALLERLAB, SIOASDS, the Lloyd Shaw Foundation etc. and are putting the emphasis on Smooth and Uniform dancing. If your area is adopting this policy, we would enjoy hearing from you so that we may mention it in a coming issue. Here are the names of a few of the groups

whose Smooth Dancing proclamations have been received: The Kentuckiana Square Dance Association, Inc., Washington Area Square Dancers Cooperative Assn., The Southeast Square Dance Council of Colorado, Northwest Michigan Square Dance Council, and The Lima Area Council of Square and Round Dancers. More later.

Reflections – The Tide's Out

IT WAS A NUMBER OF YEARS AGO and we were calling a street dance in Leavenworth, Kansas. About half way through the program a square of dancers came up to us to show us a well-worn copy of a 78 RPM Capital recording we had made of Riptide. "Do you know what this is?" asked one of the young ladies. "Sure," we admitted. "It's a rather beat-up record."

"It's more than that," said the spokesman. "This represents a test. If a person graduates from one of our classes and would like to become a member of our club, he must first dance Riptide to your calling on this record. Anyone who can handle as challenging a dance as this is *ready* for club dancing."

This was the first time we had ever run into anything quite like this. We had never expected any of our records to be the criteria for admission into a club. Now that we look back on the incident we do recall that dancers back several years would look at Riptide, Yucaipa Twister and a few of the others as being the real "toughies." They weren't difficult in the sense that a dance today might be considered challenging, for they contained only a limited number of basics. However, it was the complexity of the pattern, the fact that a dancer needed to learn the entire dance before being able to execute it effortlessly, that made it unique.

We thought back on some of these dances as we put together the Callers' Notebook this

month. Whether you are a caller or a veteran dancer, you may remember some of the oldies but goodies and you will enjoy comparing the dances we used to do with the figures we are enjoying today. Check page 31.

We must admit that we get *hooked* on nostalgia every once in awhile and we especially delighted in looking back at some of these dances which few if any of today's dancers, and callers for that matter, have ever had an occasion to enjoy.

Good Expenditure – Or Wasted Bucks

SHORTLY AFTER WWII we spent a couple of years doing public relations for a national soft drink firm that was just coming in to prominence. Quite impressed with the company's apparent acceptance by the general public, the advertising manager, supported by management, decided that it was time to put on an all-out advertising campaign to let people everywhere know what a great soft drink we had.

As a starter, we signed a contract with Life Magazine and Saturday Evening Post for full-page 4-color, displays. The ads were beautiful. We had an almost instant indicator from readers everywhere that we had tickled their thirst buds and that they were indeed *ready* for our product. There was one major problem. Many of the letters started out something like this, "We've been to seven markets and nobody has ever heard of your product," or "We're ready to buy a bottle if we can find one."

Obviously, our company moved before it was ready. It had spent tens of thousands of dollars building public demand for a product that was not available to the general public instead of first insuring that the country was blanketed with bottlers who could provide the beverage. We had gone in a reverse direction and created a demand that could not be satisfied. Of course, it did have the positive effect of bringing in inquiries from bottlers but the demand was an instantaneous one on the part of the public and it would take months, sometimes more than a year, to set up a new bottler in a given area.

☆☆☆

The reason we mention this is because every once in a while we hear from a dancer who suggests that "What square dancing

needs is a national television show or a massive ad campaign to increase the interest in square dancing." We wonder, if such a program were to be put on tomorrow, how many areas would be ready to handle the influx of new dancers.

What about your own area? How many truly qualified teachers are there who could satisfactorily handle beginner classes? How thorough a selection of plateaus of dancing do you have to meet the varying needs of those who graduate from classes? Are you blessed in your area with enough halls to take care of the dancers who might come in as the result of such a campaign? If you are on the affirmative side in all of these questions and feel that you have excellent caller/leadership *ready to go*, then perhaps your area is ready.

From what we can see, there are many areas where this would pose a problem. The *potential dancer* is a valued commodity. Before we entice him or her into a class, we should be relatively sure that we are prepared to offer them a bright, long lasting, enjoyable, friendly recreation.

Hopefully the time may come when we are ready for the *big advertising push*. We don't have to wait for that day, however. *Local promotion* is the answer. Dancers, clubs and associations within any given area are in an excellent position to build a strong square dance program, offering long-life expectancy to newcomers.

Square Dance Week, the third week in September each year, offers all of us as independent square dance communities the opportunity of working *together* to achieve a national or international impact that could equal the effectiveness of an advertising campaign without wasted dollars or energy. The dates for Square Dance Week this year are September 17 through 23. We'll have more about the project and this year's program in coming issues of SQUARE DANCING Magazine.

Callers – An Invitation

THE OFFICES OF SIOASDS, the editorial and production departments of SQUARE DANCING Magazine, and the Square Dance Hall of Fame will be on an "Open House" basis just following the CALLERLAB Con-
(Please turn to page 73)

Putting on

THE BIG DANCE

ANY SQUARE DANCE EVENT that takes on greater than normal proportions is a BIG dance. A club anniversary may be a BIG dance because the crowd size is sometimes twice that of a usual dance night. Due to the special occasion a larger hall may be rented, a guest caller or two may be brought in and more than the normal spread of refreshments planned. Two or more clubs getting together to celebrate a special occasion may put on a big dance and here, by utilizing the energies of the members of both groups, are united for the purpose of this one-time affair.

Early in contemporary square dancing, clubs within a given area formed federations or associations as a means of communicating, clearing dates, and accomplishing, by working together, projects which none of the clubs could realize by working alone. A natural result of such federations was to pool the dancers of all the member clubs and throw a truly *big bash* — a dance larger than any single club could hope to accomplish. These early *festivals* or *roundups* were often held on Sunday afternoons, a time which rarely if ever conflicted with any of the participating clubs' regular dances.

Those of you who were around in the days when these festivals were first being held remember with a thrill the excitement of attending one of your first *big* dances. After having danced with ten squares or less, the occasion of being in a hall filled with 25 squares and the pleasures of dancing to other callers and with other dancers was almost beyond description. This was a monumental step in square dancing. This was something altogether new and breathtaking.

At first there were a few hurdles to jump. The dancers from neighboring clubs often had different ways of doing things — their styles of

dancing may have differed a bit. As an example, an *allemende* left when done with a dancer from another club might be entirely unique from the way you had been doing it. But after a few awkward hesitations and a lot of giving here and taking there, things ironed themselves out and the dancers found they *could* dance together.

The calls were something else! Dancers accustomed to the nasal twang of their own callers had to listen more carefully to unfamiliar callers and even often seek out an interpreter. One caller's "*allemande left*" might be another's "*on the corner with your left hand*" and still another's "*swing on the corner like swinging on a gate*." They'd all mean the same thing but somewhere along the line the callers had picked up different terminology. A "*grand chain eight*" and a "*grand right and left*" were one and the same even though the calls bore little resemblance to one another. "*Right and left thru and around just one*" was the same as "*pass thru, separate and around just one*." And so it went.

Perhaps it was those first big dances that underscored the need for a standardized calling vocabulary and the importance of a uniform way of dancing.

The Idea Grows

From those early experiments with the big dances came more ambitious undertakings. The Phoenix, Arizona, Valley of the Sun Festival was one of the first to expand to two days. "... folks began coming in from such distances," one old timer explained, "that we felt it was important to give them more dancing. We added exhibitions, a fiddler's contest, and finally the big Saturday night dance which we kicked off with a grand march."

By the mid-1950's there were scads of afternoon festivals but there were also a growing

number of two and three-day events, many of which remain popular today.

The true profile for a *square dance convention* was created in 1952 when the First National Square Dance Convention was held in Riverside, California. *What is the difference between a convention and a festival or a roundup?* Over a period of time certain definitions have come to be recognized in the square dancers' vocabulary. A *festival*, *roundup*, *fiesta*, or *hoedown* are more or less synonymous terms which usually refer to an entertainment program of dancing. A convention, on the other hand, incorporates into its structure a good share of dancer and caller education, teaching workshops and clinics, sit-down panels and seminars. This is the major difference.

How Big Is Big?

The largest convention to date was the 1976, 25th National Square Dance Convention. Held in Anaheim, California, almost 40,000 square dancers attended. Anything over 20,000 dancers, a mark that is held for the past several National Conventions, should be considered to be in the Giant category.

There are many dances, smaller in size, that have established their own records. This would include events in Japan, Australia, Germany, and in other overseas locations where the total dancer population is far smaller than in North America but where the percentage of dancers in attendance is amazingly high. While these are not in the *giant* category, they certainly do fit into the range of *big* dances.

Some of the Big Ones

Today there are actually hundreds of special square dances to which the public is invited. Starting on page 12 you will find a partial list of these events. This list, of course, is updated each month in the Square Dance Date Book section of this magazine.

As far as conventions are concerned, there are many slated for the coming years. The 28th National Square Dance Convention is scheduled for Milwaukee, Wisconsin, June 28 to 30, 1979. The Canadians, who produced their First National Convention last year, will be holding their Second Biennial Convention in the eastern portion of Canada in 1980. The Australians hold their 1979 National Square and Round Dance Convention in Perth in

June of this year. (For information you should write Bill Matthews, 10 Carolyn Avenue, Narrabeena 2099, NSW.)

If you're heading for Japan, keep the dates September 15-17 clear to attend the All-Japan 17th National Convention in Kinugawa. (For information write Tac Ozaki, 344-9 Kita Oizumi, Nerima-ku, Tokyo 177.) The dancers throughout Europe have been producing an outstanding Fall Roundup each year for over twenty years. (For information write Ilse Wersin, Meistersingerstr. 102, Munich 81, Germany.)

How Important Are the Big Ones?

"Frosting on the cake" is what these big dances originally started out to be. "Finish your class, work hard during the club year, then come and celebrate with all the other dancers at the Spring Fling" was the original intent behind the festivals, roundups and hoedowns. Having the opportunity to meet the other dancers in the area, to listen to callers that one wouldn't normally get to enjoy and to be overwhelmed by the immensity of the event in comparison to the home club atmosphere were some of the purposes and rewards of these large affairs.

Of course, the big dance was never intended to take the place of the club dances, nor to compete with them, for the club was, and is today, the hub and center of the activity. The area associations originally put on these big dances as just one of the services they provided for the club members in their area. The club is *what square dancing is all about* and while the club dance provides an opportunity for all the members to share in the various responsibilities, most dancers attend a festival free of responsibility — to just go and have a good time.

The competition for the "biggest and the greatest" may have reached the saturation point but these festivals, roundups and conventions appear to be here to stay. They can accomplish much by underscoring the importance of good costuming, by impressing on dancers smooth dancing habits through workshops and clinics. They bring into an area top rank teaching and calling talents that many area dancers might not otherwise have an opportunity to enjoy. As long as these plus factors remain the goal and objective, the big dances will continue to be with us.

a few **TIPS** on producing a big one

PROFESSIONAL ORGANIZERS in fields outside of square dancing marvel that amateurs can produce such outstanding events with little or no prior experience. What is the secret? How do these big dances "get it all together"? How do the dancers who have never had special training manage to rent a large facility, line up the calling talent, plan a program, publicize the event and attract hundreds, sometimes thousands of participants?

Part of the answer is in the very word *amateur*. As defined by Webster, amateur comes from amator, meaning lover. Or, to be more explicit, an amateur is one who loves what he is doing and the end result of these big events usually reflects this feeling.

Some Words of Advice

We have queried a number of individuals who at one time or another have served as head of a festival or convention, and we've asked them for specific bits of advice that they might pass along to others. Here are some of their suggestions:

A number of those queried suggested the importance of *follow through*. "I tell my committee heads what I would like to have them do. A short time later I remind them of what I had told them. Then later I remind them again." However, "If you assign a task, it's fine to follow through but don't try to do all the jobs yourself." This caution was repeated a number of times during the interviews.

"Your big event, whether it's an area festival or a National Convention, should have some theme or cohesiveness," one past convention general chairman told us. "All the parts should come together so that the participant has the feeling that this has been a cooperative rather than a competitive venture."

For New Chairmen

To the new general chairmen goes this advice gleaned from a number of veteran leaders: "Know what is going on at all times. Be sure that your co-workers are on top of



their jobs. The day before the convention is no time to make changes." "Check your overall program to make sure that the individual schedules do not conflict with each other." "When it comes to selecting your various working committee heads, select people with whom you can communicate but don't simply choose someone because he's a good friend. Seek those who appear to have talent if not actual experience in the task they are going to undertake." "Labor that is donated is often the most expensive. You may feel the necessity of accepting the offer of someone to do the publicity work simply because the offer was made. Wait before assigning the responsibility and find a way to determine if the individual has the knowledge and ability to handle the job." "Even though the job carries with it no salary, you are in a position to make it important enough for the right person to step forward and make himself available for each of the tasks."

Finally, more than one past leader suggests the importance of praising the efforts of the various workers during the course of the planning. Then, when the event has been terminated and the committee reports have been turned in as an aid to next year's workers, make it a point to express your gratitude. Saying "thank you" is no big deal, but when you think of it as a form of remuneration for a worker's time in terms of months or perhaps even a year, then it is important.

As Chuck Jones once said when referring to a mammoth square dance event where there was both work and love involved, *only the love must show*. This is a good point for all future chairmen to remember.

Some of the BIG EVENTS of 1979

WHILE IT'S A LITTLE EARLY to make out a schedule of all the big dances coming up during the balance of the year, here is a good start. These additional Big Events listings will appear in the Date Book the month prior to their occurrence and then again in the same month in which the event takes place. Deadline for dates to be included twice is the first of the month three months prior to the month the event is to be held.

- Mar. 1 — Trail-In Dance, VFW Club, Mobile, Alabama
- Mar. 1-3 — Texas Assn. of Single S/D, Convention Center, Amarillo, Texas
- Mar. 2 — 2nd Anniversary Dance, City Hall Annex, Clearwater, Florida
- Mar. 2-3 — 6th Annual Spring Fling, Arena, Norfolk, Virginia
- Mar. 2-3 — 26th Azalea Trail Festival, Municipal Auditorium, Mobile, Alabama
- Mar. 2-4 — Coffey's College, Western Hills Lodge, Sequoyah State Park, Wagoner, Oklahoma
- Mar. 2-4 — Get Away Weekend, Hospitality Inn, Fort Wayne, Indiana
- Mar. 8-10 — 20th WASCA Festival, Sheraton-Park Hotel, Washington, D.C.
- Mar. 9-10 — 24th Sweetheart Festival, Downtown Holiday Inn, Jackson, Miss.

- Mar. 17 — 13th ORA Spring Swing, Bell Municipal Auditorium, Augusta, Georgia
- Mar. 23 — Fun 'N Sun Festival, Jr. College Campus, Clearwater, Florida
- Mar. 23-24 — 8th Spring R/D Festival, NW Multipurpose Center, Salt Lake City, Utah
- Mar. 23-24 — Shasta Cascade Jamboree, Civic Auditorium, Redding, California
- Mar. 23-24 — Great Smoky Mt. Festival, Gatlinburg, Tennessee
- Mar. 23-25 — Fun Weekend, Turkey Run State Park, Marshall, Indiana
- Mar. 23-25 — Advanced Weekend, Kings Island Inn, Mason, Ohio
- Mar. 24 — 11th S/R/D Festival, John Wayland School, Bridgewater, Virginia
- Mar. 24 — Cottontown Hoedown, Cook Convention Center, Memphis, Tennessee
- Mar. 24 — 8th Bavarian S/D Festival, Bamberg, Germany
- Mar. 25 — 11th Annual "Dance Off," Murat Shrine, Indianapolis, Indiana
- Mar. 30-31 — South of the Border Festival, Belle Clair, Belleville, Illinois
- Mar. 30-April 1 — Honeymoon S/D Weekend, Burr Oak Lake Lodge, Glouster, Ohio
- Mar. 31 — 2nd Annual Festival, Civic Center, Ruston, Louisiana
- Mar. 31 — 8th Annual FLAC FEST, Broadway School, Elmira, New York
- Mar. 31 — Live Music Festival, Storden, Minnesota
- Apr. 6-7 — 17th Iowa Convention, Blackhawk College, Moline, Illinois
- Apr. 6-7 — 26th Alabama Jubilee, Municipal Auditorium, Birmingham, Alabama
- Apr. 7 — 16th Anniversary Dance, Coliseum, Pigeon Forge, Tennessee
- Apr. 7 — Calico Hullabaloo S/D, Calico Ghost Town, Barstow, California
- Apr. 8 — Doll Dance Reunion, City Hall Annex, Clearwater, Florida
- Apr. 14 — 13th Annual S/D Festival, Monroe Civic Center, Monroe, Louisiana

(Please turn to page 90)

- Mar. 9-10 — SWASDA Annual Spring Festival, Civic Center, El Paso, Texas
- Mar. 9-11 — D.J. Caper, Balmoral Woods Inn, Crete, Illinois
- Mar. 10 — 27th Annual Spring Festival, Lexington, Kentucky
- Mar. 16-17 — 8th South Georgia S/D Jubilee, Mathis City Auditorium, Valdosta, Georgia
- Mar. 16-18 — 13th Annual Festival, Kern County Fairgrounds, Bakersfield, Ca.
- Mar. 16-18 — Mardi Gras, Pantlind Hotel, Grand Rapids, Michigan

**SQUARE
DANCE
DATE BOOK**



PEER PRESSURE

*What part does it play
in modern square dancing?*

*By Jim Schnabel, Alexandria, Virginia
Reprinted from WASCA Calls 'n Cues, Oct. '78*

AMERICANS ARE fond of spicing up the language with "in" words and phrases. Right now the term "peer pressure" is getting a big play. Usually we apply this term to the powerful influences that their contemporaries exert on our young people. The drug culture flourished because of peer pressure. The atrocious cacophony of unbelievable noise that passes for music with the newer generations is perpetuated by peer pressure. All in all, I would say that our society is worse for peer pressure. But this is not the full story. Peer pressures are active in square dancing and, I am afraid, to our detriment.

We are all, in varying degrees, sensitive to the criticism and opinions of other dancers. There is nothing wrong with this, of course, until it begins to affect square dancing adversely. And this is just what has happened over the years with respect to the care and training of newer dancers. Because of peer pressures new dancers cannot wait to move onward and upward, most of the time much too rapidly for their own good. Were it not for the influences that are exerted on them, particularly by well-meaning experienced dancers, I feel that most dancers in the learning stages would be content to dance for a longer period at a more comfortable level, until they had really acquired the necessary motor skills and had completely mastered the basics.

Rotation a Problem

As it is, far too many learning couples plunge eagerly forward to plateaus for which they are not prepared. In so doing, they sacrifice their chances to really enjoy the essence of true, friendly square dancing, comfortable and confident of their abilities. Some survive. Far more drop out in frustration — simply because they were not ready for what they

were trying to do. We callers cannot be excused of blame since we are responding to peer pressures, economic pressures and probably several other types of pressure by trying to cram all the new basics, experimentals etc. into 30 or 40 lessons. Things get pretty frantic toward the last of the teaching season and there is a heavy attrition.

In a perceptive talk to NCASDLA callers last month, Chuck Stinchcomb stated a belief that we might all be better off in the long run if callers would agree to teach and use in their classes during the first year of class only the "Extended Basics." This would mean going more slowly and deliberately in the teaching/dancing processes, but in this way every dancer could lay down a solid foundation for himself. And he could miss a month of dancing without having to quit or start over. The later Mainstream movements and all that come after could await a second year of classes.

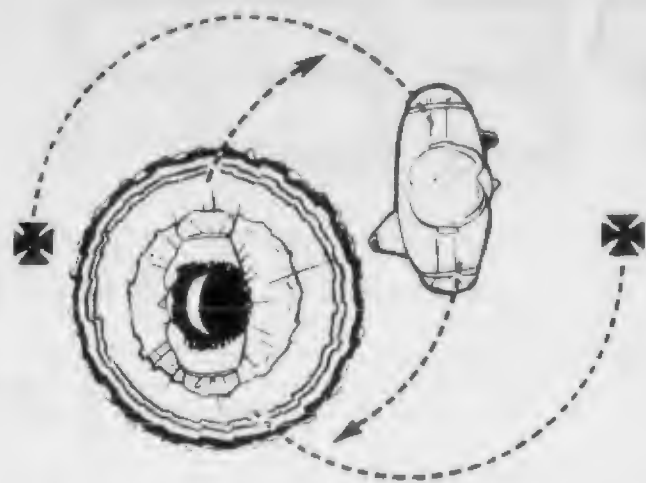
In order to do this, of course, "peer pressures" would have to go out the window. Every caller/teacher and dancer/angel would have to cooperate and support the program. But the rewards would be worth it.

It's dead certain that something is going to have to give. Our present pattern places far too great an emphasis on "survival of the fittest." As time goes on I suspect that we are going to find the "fittest" becoming fewer and farther between.

OUR AUTHOR

Jim Schnabel has long been associated with square dancing. A leader in the Washington, D.C. area, Jim is a veteran caller/teacher. A writer by profession, Jim is a recognized military historian. He and his wife, Elaine, have contributed much to square dancing.

SMOOTH DANCING




AS YOU MAY HAVE NOTICED, the 28th National Convention coming in June has as its theme *SMOOTH and Uniform Dancing*. Up to this point much emphasis has been placed on *smooth* but what about *uniform*? Does this mean that many of our traditional styles are to be forgotten, tossed out of square dancing forever? Of course not.

Uniformity in dancing applies to our contemporary dancing and even then it's not to be confused with a regimented style where every little finger is just so and when the elbow doesn't tilt at 45° , the culprit will be drummed off the floor. *Uniformity* or *standardization* recognizes that dancers today are constantly

on the move. They take pride in being able to dance anywhere in the world and in following the calls of any caller (for his calls are uniform with all other callers) and in dancing with all other dancers.

Uniformity means that a caller can depend upon a call as a carpenter depends upon his tools. He *knows* what it will accomplish. A dancer is able to relax because he has been taught that a certain call requires a specific reaction on his part and, if this reaction is the same with all those he meets in the square, he's going to get maximum pleasure from his dancing. It's that simple. It's not a police situation but it does point up the fact that square

DO SA DO





CIRCLE TO A LINE

dancing has arrived where it is today, with millions taking part, because we can have confidence in what we're doing.

Standardization has been realized through many years of dancing. Uncomfortable styles have, for a great part, been discouraged and most have disappeared. Our Associations and independent callers have gone along with CALLERLAB and The American Square Dance Society in adopting certain styles as those most universally followed and, as a result, much of our choreography today is built around these standardized figures.

Here, as an example, are three of our most simple basics and the standard methods suggested for dancing them. (1) *Do sa do*. "It's back-to-back you know." It's not a swishing,

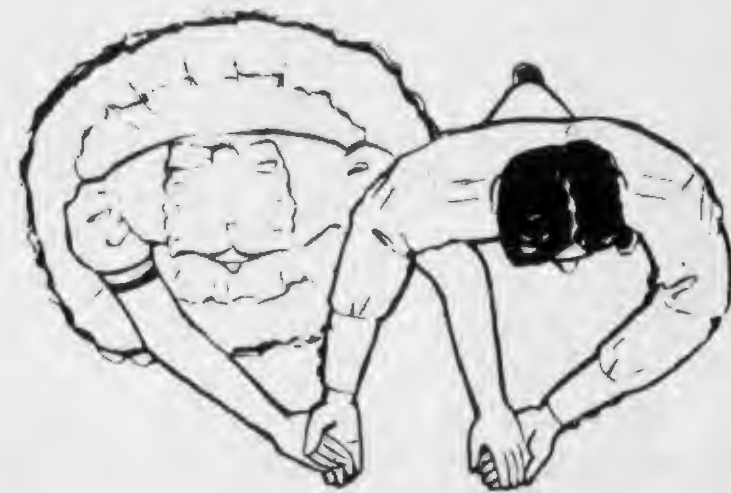
spinning or swinging movement. If a caller wishes some other form, he will use some term other than *do sa do*.

(2) *Circle to a line* is only difficult if the lady at the end of the line does her "turn under" too early and as a result has to back up to the line rather than moving forward as shown here. If the caller wishes you to use another method, he will use a different command.

(3) Today's *promenade* allows the man complete control in *guiding* his partner and it insures the caller freedom to use it for a back track and all other accepted basics.

Respecting uniformity in dancing styles is not restrictive. On the contrary — it allows almost unlimited freedom in developing the dance.

STYLING TIPS are featured with each of the Basics in the three Illustrated Basic Movements Handbooks. These invaluable guides help stress the importance of smooth and uniform dancing.



PROMENADE

DISCOVERY

DEPARTMENT
FOR NEW
SQUARE
DANCERS

Dear New Dancer:

Tempus fugit. Here it is March already and if you're beginning lessons started last September, you may be thinking about completing them in the next couple of months. Of course, there are more figures to be taught but the most important thing is that by now you are dancing automatically and reacting to each call without having to stop and reason it out. There's always more to learn but once you're well grounded in the Mainstream basics, the rest should be fairly simple.

What about the future? How does one learn the additional basics once he has completed his initial lessons? Different areas and even different clubs in each area have worked out

methods that make it possible for dancers to keep abreast of whatever plateau they may chose for themselves. Workshopping is a common practice. In effect workshopping is an extension of class time. In a workshop session, whether it's just one tip in an evening of dancing, or if it takes an entire evening, your caller/teacher will introduce additional movements, as necessary, but he will also work on the trouble spots, and help you to improve your styling as a dancer.

Much of what happens after graduation depends upon the amount of time you wish to devote to square dancing. In many areas where there is not a large square dance population, there may not be a problem of making a choice. Clubs may be primarily in Main-



stream category and the caller will gear what he calls to those who are dancing in the group.

In large square dance communities, you may have an opportunity to select a club that dances just the Mainstream Basics, or the Extended Basics Plateau or even in the initial Basics Program. There will also be those groups that take on the PLUS ONE and PLUS TWO and the Advanced and Challenge programs. You'll find these labeled in your local directories and your caller undoubtedly will explain them to you when he feels the time is right.

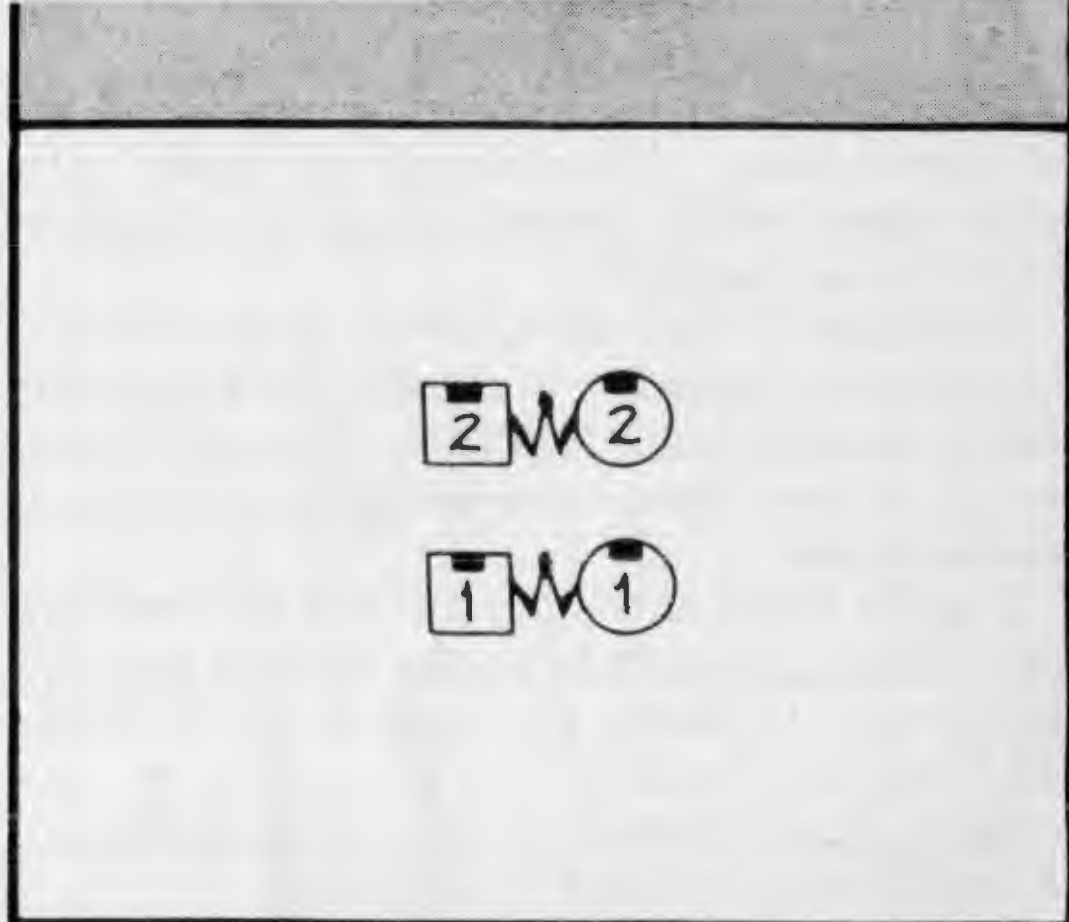
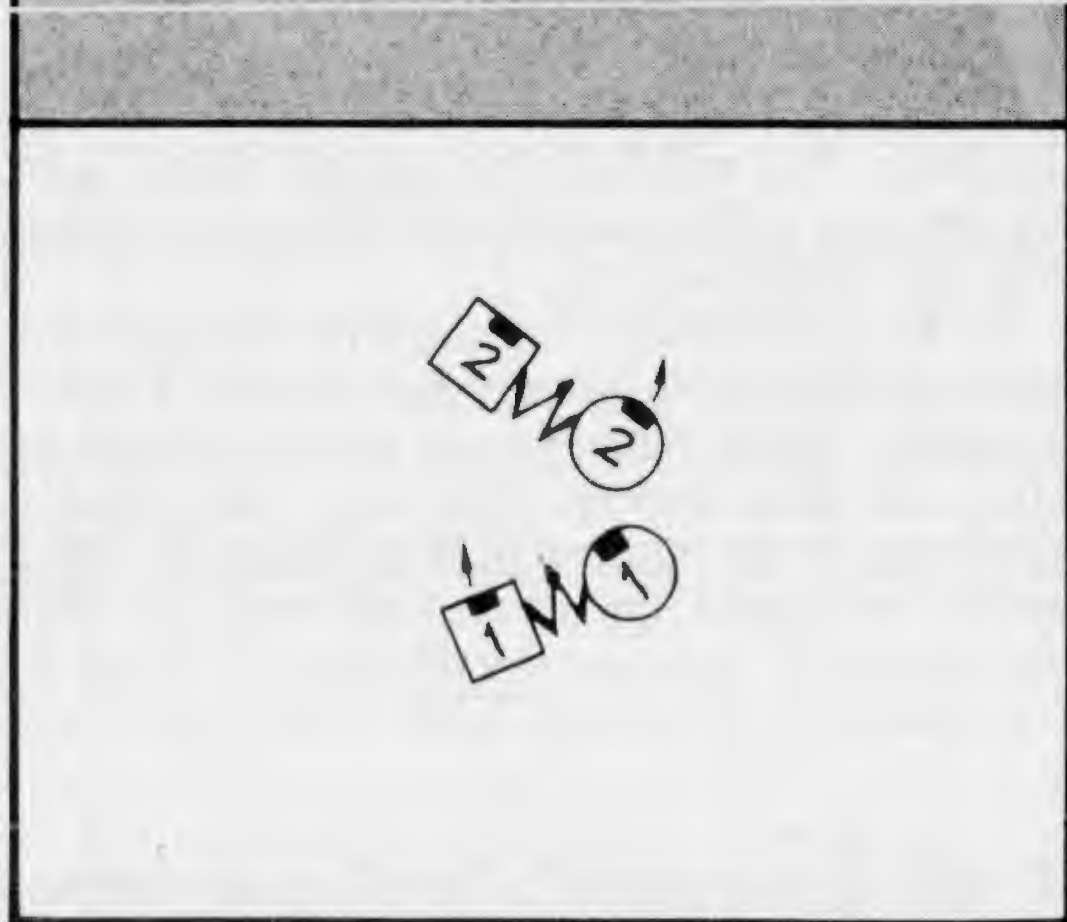
HOW WE DANCE

At this point in your dancing you are becoming familiar with many of the sometimes complex basics. Interestingly enough, even the tough movements become simple as you have an opportunity to practice them over and over again. It is important that each move-

ment is learned and practiced *correctly*.

When you start working on the wheel and deal (68 on CALLERLAB'S family grouping, 53 on the SIOASDS suggested order of teaching), you'll note several helpful tips in the Extended and Mainstream Basics Handbook. First of all, you'll see in the first photo in our series that the couple on the left end (the dancer's left in the way they're facing) steps forward as the pattern starts. This allows both couples to wheel *in* without interfering with each other. In a total of four steps the couples blend from a line to a formation where (in this particular setup) one couple is directly behind the other.

The wheeling action and the adjusting called for in wheel and deal will come up over and over again as you are introduced to other movements. The interesting point here is that, although you will be dealing with different basics, the same principles of body mechanics will generally hold true.



tips for

ADVANCED DANCERS

By Ed Foote, Wexford, Pennsylvania

IN ROLL CIRCULATE/

OUT ROLL CIRCULATE

Definition: In Roll Circulate: From parallel ocean waves, the end dancer facing in does a circulate, the other three in the wave roll sideways toward the spot vacated by the end, and occupy the position adjacent to where they started and facing the opposite direction. Out Roll Circulate: The end dancer facing out does a circulate, the other three in the wave roll sideways to the adjacent position.

Problem: The three dancers do not know which way to roll.

Tip #1: The person doing the circulate should raise his free arm (left arm if started from right-hand waves) up high. This will enable the other dancers to more easily see who is circulating, and thus know which direction to roll.

Tip #2: Upon hearing the call, everyone should turn his head quickly from side to side to see where the circulator is (don't just keep your eyes staring straight ahead and wait for something to happen). Now those doing the roll can see where they should go and do the roll with confidence, and not have to worry whether the circulator raised his arm or not.

TRADE CIRCULATE

Definition: From parallel ocean waves or two-faced lines, those facing out trade with each other while those facing in circulate across on a diagonal.

Problem: When done from ocean waves, the entire set appears to dissolve for a moment before coming back together. This can cause people to lose their orientation and not know where to go.

Tip #1: Point at the person you are working with. This applies to both the traders and the circulators. It causes eye contact to be made and helps you "lock on" to the position you are going to. In addition, it helps a weaker dancer be confident of where he is going.

Do not overexaggerate the "point" — do it only enough to establish eye contact. While some might say that this is a crutch and is not

necessary, the vast majority of advanced dancers (and even challenge dancers) do use the "point" because it helps insure the success of the set.

Tip #2: Remember that ends always become centers and centers always become ends on this call. If you can notice whether you are an end or a center at the start, it will help you know where to go.

DANCING TIPS

1. Think in terms of success for the entire set, not just yourself. If you only do the calls yourself with no regard for what the others in the square are doing, the set may break down and you will be standing along with everyone else. Watch others in your set doing the calls at the same time you are doing them so you can be ready to lend assistance if necessary.

2. Keep your eyes moving constantly to see what is happening. Do not just stare straight ahead — dancers who do this often break down because they cannot see the "big picture." Also, keep your eyes up, not down. Some people feel that watching the floor helps them find their position better, but then they do not know what the others in the set are doing. A good dancer can see the positions in the set by keeping eyes up. Practice doing this and don't fall into the bad habit of watching the floor. You will help the square dance better and you will certainly look better to others who are watching you.

3. In a diamond the centers *always* take hands and the points *never* take hands. Unfortunately, many dancers are never told this. Thus, all four dancers will have their hands touching in the center of the diamond. This causes confusion for all on calls such as "flip the diamond" and "cut the diamond." There is a momentary hesitation while everyone tries to decide whether he is a point or a center, and now the dancers have to race to catch up. It is all right for the points to briefly point at the center of the diamond to establish good position, but the hands of the points should never touch. Always keep this in mind.

Balanced Buckets

By Nell Eblen, Wichita Falls, Texas

HAVE YOU EVER SEEN someone carrying twin buckets on a fitted wooden yoke which, to be carried successfully, must have two equally filled buckets? Tuck away this idea of balanced buckets with an evenly distributed weight, for sometime you may find it's an answer to a need.

May I give you an example where square dancing helped balance a personal loss. Recently we received a letter from enthusiastic graduates of our Throckmorton Toetappers Club. Their lives had been devastated by a senseless killing of her brother, a school principal, by a student. Grief, loss, bitterness and other complications that followed this tragedy were softened by friends they found in a beginners' square dance class. Their letter reminded us of this.

We who have enjoyed square dancing which can replace worries and chores with happiness and relaxation have learned that we can fill our buckets with many things. We put in equal amounts of exuberance and common sense. We balance our dancing with relaxed levels and challenge. Along with experience and adeptness we put in equal amounts of memories of being a beginner or a "stranger in the midst." And we have found that balanced buckets help us continue in this "funtastic" activity of calling and teaching. The yoke of caller/teacher isn't all glamour as it may appear. Yet when we feel that our buckets are getting too heavy or out of balance, then



comes a letter, a visit, an encounter from the past, and greatest of all — an opportunity to share the friendship of square dancers.

"Nothing hurts quite as much as being shut out," and equally distressing is the shutting away of oneself. A Solo Club which it is our privilege to work with often has one or more who enters the group and seems to be carrying "unbalanced buckets." It isn't always easy to get them on the floor as they'll say, "I just came to watch." But once they try it we find another balance for our buckets as pure pleasure shines on their face. This group surely balances our buckets with its loyalty and kindnesses.

The years are beginning to be counted by scores now and we are looking forward to additional time to put more gratitude into one bucket to balance all the wonderful intangibles this avocation has afforded us. If you ever wonder if it's all worth it — check your buckets. Perhaps like us you have seen square dancing from the crowds and exhibitions at a National Convention to the timid and unsure beginner. All more balance to our buckets. The praise and adulation certainly are welcome in one bucket for they help balance the time spent, efforts of unfruitful, attrition, etc. in the other bucket.

Have you checked your burdens lately? If so, I'll bet you've discovered that square dancing helps you keep your balance.

☆☆☆

THE 1979 PREMIUM RECORDS

The shipment of the current Premium Records was delayed several weeks last October and November due to production problems. These problems have since been corrected and we hope that by now everyone has received the records ordered. You can figure on from three to six weeks for an order to reach its destination in North America — longer for countries overseas. If you have not received premium records which you ordered prior to January 15, 1979, please let us know so that we can take positive action. We do regret the delay and definite changes are being made to insure much more dependable service in the future.

The Square Dance Hall that Serves Two Purposes

D. N. "SLICK" FOX and his wife, Melba, graduated in April, 1968, from a square dance class held in an old grange hall seven miles from their home in Bend, Oregon. Today they are the owners of their own square dance hall located just 200 yards from their back door. Many factors led to the construction of "Fox Hall," the most noteworthy "Slick's" love of square dance calling. "Slick" began his calling in July, 1971, with the Bachelor Beauts Square Dance Club. This group continued to dance in the old grange which had only one redeeming feature, a maple floor. The hall held eight squares and soon became too small. In addition, the grange was not noted for its acoustics or means of cooling and heating. The latter was accomplished by an old wood stove which would begin heating in earnest about the end of the second tip and no one could cool it down. Several years of attempts to find a more suitable location were unsuccessful.

The Foxes realized they already possessed two very important requirements for constructing a square dance hall: They owned six acres of land outside the Bend city limits and "Slick" had been a carpenter for 13 years. They started considering the possibility of building. Hoping this might someday become a reality, in 1975 the Foxes purchased the temporary outdoor floor erected in Bend for the Oregon State Square Dance Festival.

In 1976 two more factors added to the now overwhelming list of reasons for them to seriously consider building. A graduating class of eight squares and a surprise raise in rent for the grange were, according to the Foxes, "the very last straw."

After obtaining an uncontested conditional use permit, construction started in April, 1976. Any fears of not having enough operating capital were soon solved. The cement was barely set on the foundation walls before an enterprising young minister, Reverend Don Zygutis, found what he was looking for. Rev. Zygutis had kept a constant check on building permits issued in the Bend area hoping to find a building in which he could enlarge his small day care center, then being held in the church. His futile attempts to find a building had paralleled those of the square dance club.


Two in One

Rev. Zygutis and the Foxes put their heads together. Plans were revised to accommodate children in the daytime and square dancers in the evening. Zygutis started with six youngsters just a few days after the Bachelor Beauts held their first dance in Fox Hall on July 1, 1976.

The building is constructed from standard 2'x4' framing — outside board and bat; inside paneled walls 4' high and then above that and across the ceiling 4'x18' sheets of Tectum are attached. This material, which looks some-



In the daytime this main area serves as school for some 90 youngsters. Moveable dividers and cabinets identify modular play and teaching areas. All the supplies, toys and equipment fit into the self-contained cabinets.



thing like "Triscuits," is made of excelsior and gives the hall excellent acoustics.

The hall is heated electrically (electricity is relatively inexpensive in Bend) and cooled by six ventilating holes in the ceiling which can be opened manually by a long pole. In the hottest evenings two large portable fans plus the fans from the forced air furnace assist the natural circulation.

The building measures 56'x92' with a dance floor 40'x70'. The 3/4" particle board floor is painted with a porch or deck enamel and waxed with a medium Johnson's wax. This protects it from the children during the daytime and allows for a suitable dance surface in the evening. If it ever gets a bit tight, a light sprinkle of baby powder loosens it up. Both dance groups and the day care center cooperate and sweep up after each session so that the next occupant finds a clean hall.

In addition to the dance floor, the building includes an entry way with space to hang coats, two restrooms, a furnace room, a kitchen and a dining hall — all of which are used by both the day care center and the dancers. An office is maintained by the Foxes and a nursery is used exclusively by the day

care center. Each operation carries its own insurance.

Word of the facility has spread rapidly and the Foxes receive several requests weekly from local residents to rent the building for wedding receptions, special parties, church services, political meetings, etc.

Today with the addition of another building constructed by the Foxes for the exclusive use of the daycare center, Rev. Zygutis and his staff can accommodate 135 children. The occasional problem which arises from the double usage of the "square-dance-hall-day-care-center" are ironed out by the Foxes and Rev. Zygutis with the knowledge that each exists because of the other.

These days square dancers in Bend have a comfortable building to attend dances, workshops, round dance classes and beginner lessons given several times a week by the enthusiastic "Slick" Fox, and local parents find a day care center that caters to their needs from 6:30 a.m. to 6:30 p.m.

"Slick" and Melba Fox are convinced that happiness is owning your own square dance hall while providing your community with a much needed facility.

Above (left to right) an easily identifiable sign directs dancers to Fox Hall. Gene and Pinkey Knott of Tygh Valley and Char Glading of Sun River, Oregon, at the entrance to Fox Hall. It's "Slick" Fox at the mike for another evening of dancing pleasure.

Evenings are dance time and with all the school equipment folded up and rolled out of the way the main area is converted into a roomy, comfortable square dance hall.



PUBLICATION PROFILES



ROUND DANCER Magazine

ADDRESSING ITSELF to those primarily interested in round dancing, **ROUND DANCER** magazine, published in State College, Pennsylvania, appears monthly with the exception of February and August. The publication is aimed at both dancer and teacher with reports from round dance associations around the world, articles on teaching techniques, pros and cons on the field and miscellaneous news.

Each month a round dance couple is featured as the Kover Kidz, with a written biography as well as a cover portrait.

Area Rounds of the Month (ROMs) are listed with a wide coverage from different states. A compilation of votes resultings in a Top Ten listings is given as well as current rounds broken down into S/D Level, EZ In-

termediate, Intermediate, Hi Intermediate and Challenge Level through a point rating system.

Current cue sheets are reproduced in the same format as they are released with the records. An index to these cue sheets is given in the front of the magazine for quick reference. Additional copies of the cue sheets are made available to subscribers at 10c per sheet plus postage, with a minimum order of five.

Besides regular ads, classifieds, teachers' listings, coming events, etc. are run at 50c per line, per issue. Record shop listings, appearing in six issues a year, are available at an annual cost of \$5.00.

ROUND DANCER has an interesting policy regarding address changes for those subscribers who live six months in one place and six months in another (snow birds). A \$1.00 clerical charge, payable at the time of renewal, is made to handle this. Other publications might take note of this as any editor well knows the time and expense involved in continually making such a change.

The jolly, well-rounded little man on the cover of the magazine is the **ROUND DANCER** emblem. He also appears in the masthead as well as being sprinkled liberally throughout the magazine.

The layout of the magazine is easy to follow and to read.

Samples of cue sheets appearing in the magazine

<p>OH LONESOME ME</p> <p>1. 1 2 3 4 5 6 7 8 9 10 11 12 13 14 15 16 17 18 19 20 21 22 23 24 25 26 27 28 29 30 31 32 33 34 35 36 37 38 39 40 41 42 43 44 45 46 47 48 49 50 51 52 53 54 55 56 57 58 59 60 61 62 63 64 65 66 67 68 69 70 71 72 73 74 75 76 77 78 79 80 81 82 83 84 85 86 87 88 89 90 91 92 93 94 95 96 97 98 99 100 101 102 103 104 105 106 107 108 109 110 111 112 113 114 115 116 117 118 119 120 121 122 123 124 125 126 127 128 129 130 131 132 133 134 135 136 137 138 139 140 141 142 143 144 145 146 147 148 149 150 151 152 153 154 155 156 157 158 159 160 161 162 163 164 165 166 167 168 169 170 171 172 173 174 175 176 177 178 179 180 181 182 183 184 185 186 187 188 189 190 191 192 193 194 195 196 197 198 199 200 201 202 203 204 205 206 207 208 209 210 211 212 213 214 215 216 217 218 219 220 221 222 223 224 225 226 227 228 229 230 231 232 233 234 235 236 237 238 239 240 241 242 243 244 245 246 247 248 249 250 251 252 253 254 255 256 257 258 259 260 261 262 263 264 265 266 267 268 269 270 271 272 273 274 275 276 277 278 279 280 281 282 283 284 285 286 287 288 289 290 291 292 293 294 295 296 297 298 299 300 301 302 303 304 305 306 307 308 309 310 311 312 313 314 315 316 317 318 319 320 321 322 323 324 325 326 327 328 329 330 331 332 333 334 335 336 337 338 339 340 341 342 343 344 345 346 347 348 349 350 351 352 353 354 355 356 357 358 359 360 361 362 363 364 365 366 367 368 369 370 371 372 373 374 375 376 377 378 379 380 381 382 383 384 385 386 387 388 389 390 391 392 393 394 395 396 397 398 399 400 401 402 403 404 405 406 407 408 409 410 411 412 413 414 415 416 417 418 419 420 421 422 423 424 425 426 427 428 429 430 431 432 433 434 435 436 437 438 439 440 441 442 443 444 445 446 447 448 449 450 451 452 453 454 455 456 457 458 459 460 461 462 463 464 465 466 467 468 469 470 471 472 473 474 475 476 477 478 479 480 481 482 483 484 485 486 487 488 489 490 491 492 493 494 495 496 497 498 499 500 501 502 503 504 505 506 507 508 509 510 511 512 513 514 515 516 517 518 519 520 521 522 523 524 525 526 527 528 529 530 531 532 533 534 535 536 537 538 539 540 541 542 543 544 545 546 547 548 549 550 551 552 553 554 555 556 557 558 559 560 561 562 563 564 565 566 567 568 569 570 571 572 573 574 575 576 577 578 579 580 581 582 583 584 585 586 587 588 589 590 591 592 593 594 595 596 597 598 599 600 601 602 603 604 605 606 607 608 609 610 611 612 613 614 615 616 617 618 619 620 621 622 623 624 625 626 627 628 629 630 631 632 633 634 635 636 637 638 639 640 641 642 643 644 645 646 647 648 649 650 651 652 653 654 655 656 657 658 659 660 661 662 663 664 665 666 667 668 669 670 671 672 673 674 675 676 677 678 679 680 681 682 683 684 685 686 687 688 689 690 691 692 693 694 695 696 697 698 699 700 701 702 703 704 705 706 707 708 709 710 711 712 713 714 715 716 717 718 719 720 721 722 723 724 725 726 727 728 729 730 731 732 733 734 735 736 737 738 739 740 741 742 743 744 745 746 747 748 749 750 751 752 753 754 755 756 757 758 759 760 761 762 763 764 765 766 767 768 769 770 771 772 773 774 775 776 777 778 779 780 781 782 783 784 785 786 787 788 789 790 791 792 793 794 795 796 797 798 799 800 801 802 803 804 805 806 807 808 809 810 811 812 813 814 815 816 817 818 819 820 821 822 823 824 825 826 827 828 829 830 831 832 833 834 835 836 837 838 839 840 841 842 843 844 845 846 847 848 849 850 851 852 853 854 855 856 857 858 859 860 861 862 863 864 865 866 867 868 869 870 871 872 873 874 875 876 877 878 879 880 881 882 883 884 885 886 887 888 889 890 891 892 893 894 895 896 897 898 899 900 901 902 903 904 905 906 907 908 909 910 911 912 913 914 915 916 917 918 919 920 921 922 923 924 925 926 927 928 929 930 931 932 933 934 935 936 937 938 939 940 941 942 943 944 945 946 947 948 949 950 951 952 953 954 955 956 957 958 959 960 961 962 963 964 965 966 967 968 969 970 971 972 973 974 975 976 977 978 979 980 981 982 983 984 985 986 987 988 989 990 991 992 993 994 995 996 997 998 999 1000</p>	<p>I'M SO LONESOME I COULD CRY</p> <p>1. 1 2 3 4 5 6 7 8 9 10 11 12 13 14 15 16 17 18 19 20 21 22 23 24 25 26 27 28 29 30 31 32 33 34 35 36 37 38 39 40 41 42 43 44 45 46 47 48 49 50 51 52 53 54 55 56 57 58 59 60 61 62 63 64 65 66 67 68 69 70 71 72 73 74 75 76 77 78 79 80 81 82 83 84 85 86 87 88 89 90 91 92 93 94 95 96 97 98 99 100 101 102 103 104 105 106 107 108 109 110 111 112 113 114 115 116 117 118 119 120 121 122 123 124 125 126 127 128 129 130 131 132 133 134 135 136 137 138 139 140 141 142 143 144 145 146 147 148 149 150 151 152 153 154 155 156 157 158 159 160 161 162 163 164 165 166 167 168 169 170 171 172 173 174 175 176 177 178 179 180 181 182 183 184 185 186 187 188 189 190 191 192 193 194 195 196 197 198 199 200 201 202 203 204 205 206 207 208 209 210 211 212 213 214 215 216 217 218 219 220 221 222 223 224 225 226 227 228 229 230 231 232 233 234 235 236 237 238 239 240 241 242 243 244 245 246 247 248 249 250 251 252 253 254 255 256 257 258 259 260 261 262 263 264 265 266 267 268 269 270 271 272 273 274 275 276 277 278 279 280 281 282 283 284 285 286 287 288 289 290 291 292 293 294 295 296 297 298 299 300 301 302 303 304 305 306 307 308 309 310 311 312 313 314 315 316 317 318 319 320 321 322 323 324 325 326 327 328 329 330 331 332 333 334 335 336 337 338 339 340 341 342 343 344 345 346 347 348 349 350 351 352 353 354 355 356 357 358 359 360 361 362 363 364 365 366 367 368 369 370 371 372 373 374 375 376 377 378 379 380 381 382 383 384 385 386 387 388 389 390 391 392 393 394 395 396 397 398 399 400 401 402 403 404 405 406 407 408 409 410 411 412 413 414 415 416 417 418 419 420 421 422 423 424 425 426 427 428 429 430 431 432 433 434 435 436 437 438 439 440 441 442 443 444 445 446 447 448 449 450 451 452 453 454 455 456 457 458 459 460 461 462 463 464 465 466 467 468 469 470 471 472 473 474 475 476 477 478 479 480 481 482 483 484 485 486 487 488 489 490 491 492 493 494 495 496 497 498 499 500 501 502 503 504 505 506 507 508 509 510 511 512 513 514 515 516 517 518 519 520 521 522 523 524 525 526 527 528 529 530 531 532 533 534 535 536 537 538 539 540 541 542 543 544 545 546 547 548 549 550 551 552 553 554 555 556 557 558 559 560 561 562 563 564 565 566 567 568 569 570 571 572 573 574 575 576 577 578 579 580 581 582 583 584 585 586 587 588 589 590 591 592 593 594 595 596 597 598 599 600 601 602 603 604 605 606 607 608 609 610 611 612 613 614 615 616 617 618 619 620 621 622 623 624 625 626 627 628 629 630 631 632 633 634 635 636 637 638 639 640 641 642 643 644 645 646 647 648 649 650 651 652 653 654 655 656 657 658 659 660 661 662 663 664 665 666 667 668 669 670 671 672 673 674 675 676 677 678 679 680 681 682 683 684 685 686 687 688 689 690 691 692 693 694 695 696 697 698 699 700 701 702 703 704 705 706 707 708 709 710 711 712 713 714 715 716 717 718 719 720 721 722 723 724 725 726 727 728 729 730 731 732 733 734 735 736 737 738 739 740 741 742 743 744 745 746 747 748 749 750 751 752 753 754 755 756 757 758 759 760 761 762 763 764 765 766 767 768 769 770 771 772 773 774 775 776 777 778 779 780 781 782 783 784 785 786 787 788 789 790 791 792 793 794 795 796 797 798 799 800 801 802 803 804 805 806 807 808 809 810 811 812 813 814 815 816 817 818 819 820 821 822 823 824 825 826 827 828 829 830 831 832 833 834 835 836 837 838 839 840 841 842 843 844 845 846 847 848 849 850 851 852 853 854 855 856 857 858 859 860 861 862 863 864 865 866 867 868 869 870 871 872 873 874 875 876 877 878 879 880 881 882 883 884 885 886 887 888 889 890 891 892 893 894 895 896 897 898 899 900 901 902 903 904 905 906 907 908 909 910 911 912 913 914 915 916 917 918 919 920 921 922 923 924 925 926 927 928 929 930 931 932 933 934 935 936 937 938 939 940 941 942 943 944 945 946 947 948 949 950 951 952 953 954 955 956 957 958 959 960 961 962 963 964 965 966 967 968 969 970 971 972 973 974 975 976 977 978 979 980 981 982 983 984 985 986 987 988 989 990 991 992 993 994 995 996 997 998 999 1000</p>
---	--

Traditional Treasury

By Ed Butenhof

PEOPLE ASK WHERE TRADITIONAL dancing is done. Strictly speaking, some would say it's only traditional if done *in that community* and *in that manner* for a long time. I prefer to think of traditional as a style — easily taught, smooth and fun, a style which can be transplanted as long as the essentials are retained. The Pinewoods (Mass.) Camp of the Country Dance and Song Society is one place where that kind of tradition is taught, transplanted and spread. Barbara and I had a ball there last summer. Two of the staff were Sandy Bradley from Seattle, Washington, and Tony Parkes from Bedford, Massachusetts. They're both fine (but quite different) traditional callers.

SANDY'S INSIDE OUT

(Use any good fiddle hoedown)

**First couple lead right and circle left,
Back to the right single file**

(left hand on left shoulder of the one in front)

**Take hand on your own shoulder with your
right and lift it over own head**

(you'll now be in an inside out circle)

Circle left that way, first couple

(man on right, lady on left) **turn back**

To back (or as Sandy says, "butt to butt")

**And back under own arch, pulling the other
couple thru** (don't drop any hands),

Circle left, ladies chain (back to partner),

Swing opposite, swing partner (can end there
or go on to pick up third couple and then fourth
before starting again with second lead)

(The "dishrag" pull-thru works with any number of
couples in the circle — try it)

We join researcher Butenhof in thanking those of you who have been sending in "Traditional Treasures." Many of the old dances are no longer in print and it just may be that you have in your memory some of the goodies of yesterday that should be preserved. Send the material to us here at the magazine and we'll see that it is relayed to Ed.

TONY'S STAR BREAKDOWN

(Use "Kitchen Junket" (Fretless LP200)
Tony's marvelous dance record)

**Four ladies right hand star (8),
Allemande left with partner once and a half
around (8)**

**Four men right hand star (8),
Allemande left with partner once and a half
around (8)**

**Man balance (4) and swing (12),
The right hand lady** (in her place)

Promenade around back to her place (after all,
it's only fair to have the men move once in
awhile)

(Repeat three more times)

Anyone seeking more information on Pinewoods Camp can write to the Country Dance and Song Society, 55 Christopher Street, New York, New York 10014. Ed's address again, if any of you would like to share *your* traditional material is:

399 Cobbs Hill Drive
Rochester, New York 14610


☆☆☆

From our collection of old books the following titles stand out as being good ones for traditional buffs. While many of these have been out of print for many years, copies may be available from time to time from veteran callers *hanging up the microphone*, from record dealers, and from the various archive centers. Check these to see which ones you have:

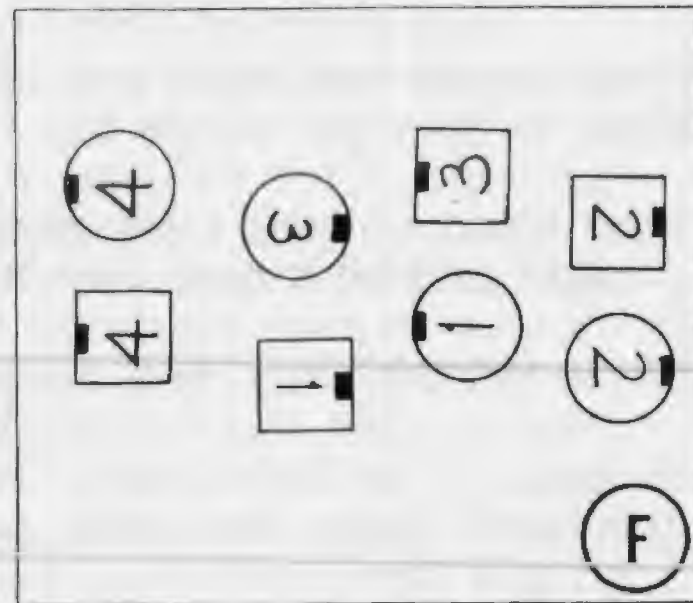
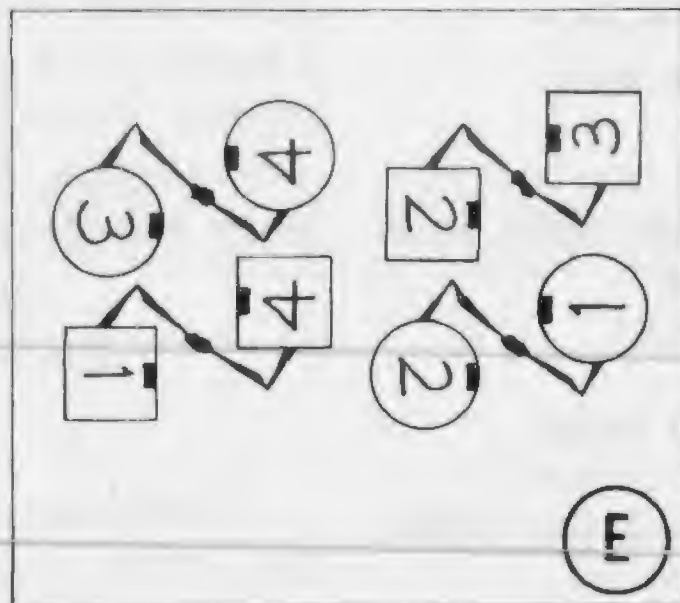
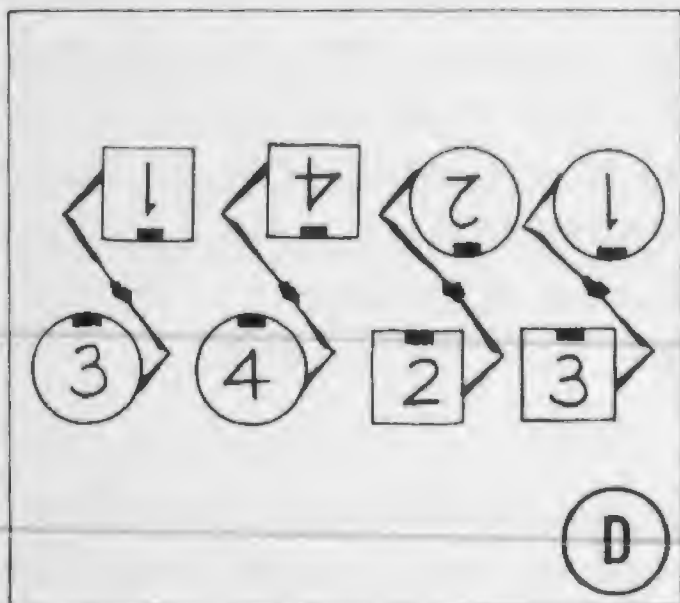
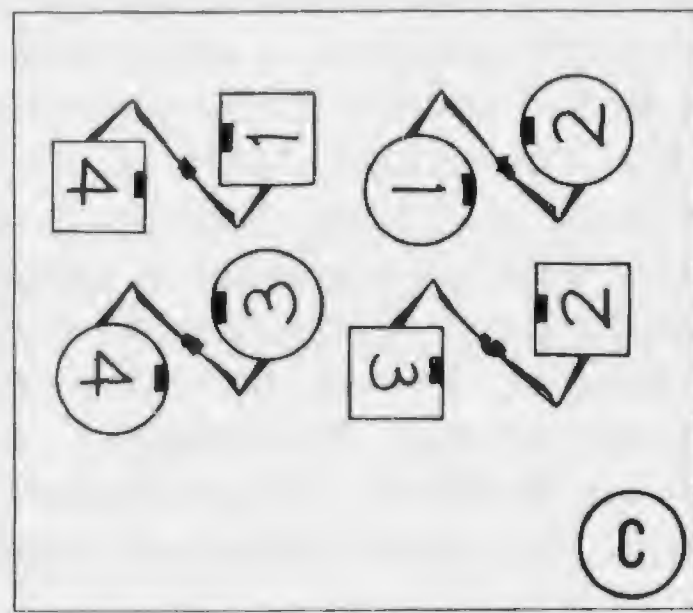
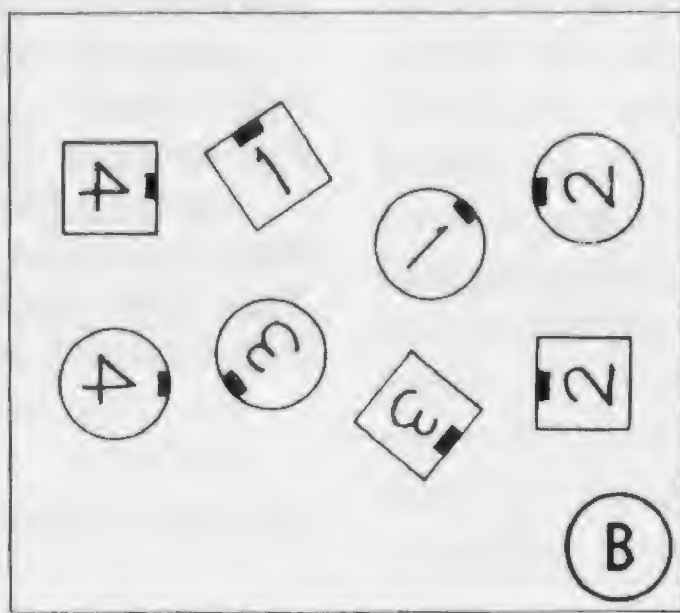
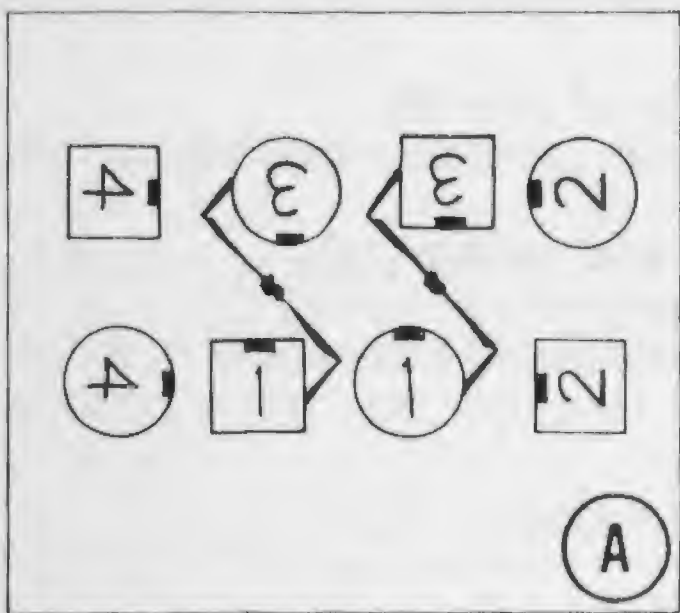
12 Home Made Square Dances by Charley Thomas (1948); **Square Dancing as called by Bill McGrath and his Ace Callers** by Bill McGrath; **You the Square Dancer** by Carl V. Larson (1954); **Square Dance Instructions** by Betty Casey (1949); **Places All** by Canadian Square Dance Association (1950); **Square Dances of the Southwest** by Butch Nelson; **West Texas Square Dances** by Jimmy Clossin and Carl Hertzog (1938); **Herb's Blue Bonnet Calls** collected by H. F. Geggerson, Jr. (1937)

TAKE A GOOD LOOK

a feature for dancers



Split Square Thru has been with us for awhile but it still manages to provide a bit of trouble.



BARBARA: We notice that our dancing is tending more and more to correspond with the CALLERLAB plateaus and we imagine it will just be a matter of time before these plateaus are completely followed in our clubs. The reason I bring this up is that we continue to dance figures that we've been doing for years which have become a part of our dancing repertoire but are really not on any CALLERLAB list. Last month, here in the column we touched on Rip 'n Snort. This past month we reviewed a figure our caller enjoys playing with every once in a while.

JOE: Split Square Thru is a member of the square thru family. It starts out with two couples and suddenly expands to involve everyone in the square. Let's take a look at it.

BARBARA: Starting from a square, the head couples begin as they might with a regu-

lar Square Thru. They give a right to their opposite (A) and pull by. They then turn their back on their partner (B) and face the outsides.

JOE: Here is where the *split* comes in. Ignoring those they started with they start working with sides. They give a left hand (C) and in effect continue the square thru.

BARBARA: They pull by and turn to give a right hand to the next (D). They pull by, turn one-quarter and give a left to the next (E). Pulling straight past they have completed the movement (F), the actives having given four hands, the inactives, three.

JOE: In the final diagram we show the dancers slightly offset as they would be, having just pulled by the last person. However, we are accustomed to adjusting and those in the center would find no difficulty in doing a centers square thru or pass thru etc.

The Dancers

Walkthru

IDEAS FOR ST. PATRICK'S DAY

THE CLOVERLEAF SQUARES of Baltimore, Maryland, appropriately enough have an Irish theme which they pursue in various ways. For example, the club angels are presented with little leprechauns which they wear. And club caller, Jim Prouty, has a green derby which is a club tradition.

In addition to wearing the derby during an appropriate dance, Jim also uses it for the following stunt which your club might like to try.

At the start of a singing call, he gives the hat to someone who is not dancing in a square (usually a lady). As the call progresses she places the hat on another lady and takes her place in the square. That lady, in turn, goes to another square, puts the hat on a lady and takes her place, and so on. The mixing adds to the enjoyment of the party.

Battle of the Sexes

Jim also writes that occasionally he uses the following as a gimmick. He asks those who would like to participate in it to form squares either of men only or of women only. Those who do not wish to join in are invited to square up in normal squares at the back of the hall.

Then he proceeds to call a regular tip of patter, starting by calling some square thrus, swing thrus, scoot backs, etc. to let the dancers get accustomed to dancing in arky positions. Then, taking a brief pause, he asks that any square which breaks down from this point on to please leave the floor.

He says that to give the dancers a fighting chance he refrains from using star thrus, box the gnats, curliques, etc. and instead of calling "boys" run or "girls" trade, he uses "centers" and "ends" commands.

As the squares get more proficient with the

basics, he uses more difficult movements. When the "battle" is down to two squares, those watching on the sidelines cheer them on. It's strictly for fun.

☆☆☆

We're always on the lookout for clubs with interesting customs and traditions. What about yours?

BADGE OF THE MONTH



Just when you think you have seen every possible name for a square dance club, you find another novel approach. Such is this month's feature.

About two years ago, square dance lessons were held in the service center of the utility company in Lubbock, Texas. Most of the participants were company employees. Upon graduation and planning to form a club, the members decided to use the "Reddy Kilowatt" symbol of the company and to dress it up in square dance costumes. Thus the Kilowatt Kickers were born.

If you ever wondered what a kilowatt looked like when you turned something on or plugged something in, could this badge provide you with an answer?

The WALKTHRU

Meet the APPLE DUMPLINGS

“THEY CAME FROM the fields and the city streets; from the local populations and nearby communities. Merchants, farmers, housewives, teen-agers, middle-agers and senior citizens — all came together one September night to answer the call to ‘square up’ and Appleton City, Missouri, was never the same again.”

Thus write the presidents of the Apple Dumplings square dance club. If it sounds as though they are enthusiastic about square dancing, you’re right; they are. If it sounds like they are just a mite proud of their own club, you’re right again; they are. And justly so on both counts.

Take a brief look with us at this club profile. Remember that this type of square dancing,



Graduates in July 1978

multiplied over and over again in communities around the world, is what square dancing is all about.

Back in September, 1977, seven couples who were already active square dancers but Exhibition square at the Colonial Manor Nursing Home



who had to drive some forty miles to attend a dance, decided to see if they could arouse interest in their own area. They contacted caller, Tom Cave, of Sedalia, Missouri, who agreed to teach a class and assist in any way he could. In spite of many doubts, the response from the community and neighboring towns was overwhelming and 13 squares showed up for the first night of class. Of this number, 86 graduates decided to form a club and the Apple Dumplings were born.

Less than a year later, a second class graduated another 80 dancers and of these, 75 joined the club. This family club presently includes 13 children, 14 teen-agers and 132 adult members and all are active in a variety of community events.

In the annual Appleton City Fair, the club entered a float with the younger members of the club (ages 8-12) dancing on it. Furthering public relations with the community, the club has given exhibitions at a local nursing home and at the local schools. They also donate funds and assistance to the annual school carnival.

In return the community has supported the club with the Appleton City Journal giving free publicity on several occasions and the Appleton City school system allowing the club to hold its dances in the high school gym. While no rent is charged to the club, the members cheerfully do their own janitorial work and voluntarily donate to the school every four months the equivalent of \$10 per night. In addition the club had the gym floor completely refinished for the school this past year.

The club seems to have influenced the whole town. For example the local hardware store now closes at 1:00 pm on Saturdays to allow time off before the dance starts.

The original seven couples are still among the club’s most active members but the entire Apple Dumpling “gang” looks forward to a long and fruitful future in square dancing.

TWENTY — THIRTY — FORTY AND MORE TO COME

LEST ANYONE THINK that square dancing is just a passing fad, take a look at these clubs which have survived, respectively, 20, 30 and 40 years and are still going strong! While in this instance they dance in Ohio, Michigan and Illinois, they are representative of clubs in many other areas who also are celebrating "china," "pearl" and "ruby" anniversaries and are looking forward to the Golden 50th.

Congratulations to . . .

The Hillcrest Y Whirlers of Cleveland Heights, Ohio, who celebrated their 20th Anniversary last May. Dancing once a month from October to May, the club enjoys squares, rounds, contras and mixers with its original caller, Elsie Jaffe. Seven charter member couples are still actively dancing with the group.



Begun in 1948 under the auspices of the Pontiac Department of Recreation, The Pontiac Square Sets is the only survivor of five groups originally organized by the Department. In the early days, 12 callers handled the club and live music was the order of the day. Lessons weren't required as there were so few calls. Everyone would just walk through a new figure and a dance would be learned on the spot. Today three callers spark the club and Jim Thompson, one of these, answers the question as to how the club has survived: ". . . the callers worked at their job. When Western style square dancing started coming in, we decided as a club to make the change from Country. And the callers kept learning and taking training." After 30 years the club is

still growing, having recently graduated a new class and it has a full schedule of regular and special dances planned.



The first dances were held in a garage; present day classes are held in St. Andrew Presbyterian Church in Chicago, Illinois, with classes meeting on Monday nights and club dances on alternate Saturdays. The Hayshakers Square Dance Club still includes eight people who were original members. During its 40 years the club has enjoyed theatre parties, hayrides, special programs, participated in local exhibitions, all in addition to its regular dances. Today it still plans visitations to other clubs in the area.

ASSOCIATION FEATURES A CLUB-OF-THE-MONTH

FROM THE NEWSLETTER of the Square and Round Dance Association of Southwestern Michigan comes this suggestion aimed at promoting attendance and at the same time possibly assisting clubs with tight finances. Member clubs of the Association who would like to participate are invited to submit their club name, meeting place and time to the Association and to indicate at least two dates of dances at which guests would be welcome. This invitation, along with a short club history or a message from the club, will be written up in the monthly NEWSLETTER at the time that particular club is to be featured as Club of the Month.

A good way to promote inter-club visits, to get to know fellow square dancers and just to get better acquainted with square dancing within one's own area. Any other associations interested in following suit?

What are they Dancing? part 2

SINCE RUNNING THIS annual feature in our January issue we received these additional programs and thought you might like to compare what these folks are dancing with programs in your own area.

Paddock Lake, Wisconsin — Paddock Lake Squares — 8 squares — Caller Paul Baumann

Warmup Patter	Wild About Honey	Grand Weave
Ragtime Piano	Ping Pong Circulate	Blanket on the Ground
Coordinate/Ferris Wheel	King of the Road	Mixed Patter
Lay Down Sally	Stroll and Cycle	Rhythm of the Road
Track II	I Never Knew	Mixed Patter
		I Write the Songs

Wheaton, Maryland — Sparklers — 13 years old — 10 squares — Caller "Sparkey" Carlton

Best Things in Life are Free	Load the Boat	Redneck in a Rock and Roll Bar
Warm Up/Basic Patter/ Easy Figures	Rocking Pneumonia and Boogie Woogie Flu	Spin Chain the Gears/ Diamond Circulate/Flip the Diamond
Fan the Top/Peel Offs/ Dixie Style/Teacup Chain	Trade the Wave/Follow Your Neighbor/And Spread Remake the Thar/Box Circulates	Don't It Make Your Brown Eyes Blue
Walking Shoes	All Wrapped Up In You	Review all patter/Relay the Deucey
Stroll and Cycle/ Ping/Pong Circulate	Triple Scoot/Track II/ Chase Right	New King of the Road
Lay Down Sally		
Two Steps at a Time/		

Orange, Texas — Merry Mixers — 10 years old — 15 squares — Caller Joe LeBoeuf

Warmup Patter	Cotton Eyed Joe	All Wrapped Up In You
Knee Deep In Love With You	Crossfire/Coordinate/ Recycle	Ping Pong Circulate/Review Patter
Left Footers' One-Step	Rockin' In Rosalie's Boat	Something About You Baby
Spin Chain Thru/Flutter Wheel/Reverse and Sweep 1/4	Pass In/Pass Out/Load the Boat	I Like Binge Waltz
Wild About Honey	Boogie Grass Band	Stroll and Cycle/ Grand Weave
Peel Off/Peel the Top/ Scoot Back	White Silver Sands	Grand Colonel Spin
Broken Hearts Never Mend	Follow Your Neighbor/And Spread/Roll and Anything	

Would You Like to Help Us Grow?

SQUARE DANCING Magazine has expanded noticeably over the past few years. You've written to tell us you enjoy certain regular and special features — especially the attention we've been giving to all phases of this activity. You've also asked how you can help us gain new subscribers. We appreciate that a large percentage of our growth has come from folks like you who have personally encouraged friends to become "members of the family." Send us the name and address of a new subscriber, along with a check for \$7.00 for a year's subscription, and mention at the time that you'd like a bonus of one of the 1979 Premium Records (tell us which one) and the gift is yours — with our compliments — a special thank you to those who help us grow!

Round Dance Organizations



Two Approaches

ASK ANY ACTIVE round dancer and he'll tell you that he is a member of a great activity. Hand in hand with the pleasure of moving to music comes the joy of friendships — the social contacts that add so much to our lives.

For many years round dancing, like Topsy, "just grew." Then came the realization that it was here to stay and some sort of organization was needed in order to unify and strengthen the activity.

Where round dancing had expanded, the instructors in these areas became aware that there was no standardization in the routines that were being taught. Each teacher decided what he would teach, with the result that dancers were unable to visit other groups and participate in the dancing to any great extent. And so associations of round dance teachers were formed and, in most cases, the prime objective was to select routines that all teachers were expected to teach.

Later on these associations took on other tasks. Many developed lists of terms and descriptions of steps and figures in an effort at standardization. Abbreviations for positions and directions were also compiled. These all aided the round dancers as they began to

spread their wings and participate in groups led by other instructors and in the festivals, conventions, etc.

Finally, the growth of the activity revealed the need for closer communication and the provision for more uniformity between all areas of the world of round dancing. Two separate groups began working on the idea at about the same time, resulting in the formation of two organizations comprised of dedicated teachers and devotees whose interest is the desire to further round dancing.

The Universal Round Dance Council is comprised of *teachers and dancers*. A National Round Dance Convention is held annually by this group, patterned loosely after the format used by the National Square Dance Convention with workshops, clinics and panels, and just dancing for pleasure.

ROUNDALAB, on the other hand, is an organization of round dance teachers which places emphasis on the further standardization of terms and the establishment of levels of round dancing, etc.

Although the approach of these organizations is different, the goal is the same — the growth and betterment of round dancing.

Report from the Universal Round Dance Council

THE UNIVERSAL Round Dance Council's 2nd National Round Dance Convention, held in July in Kansas City, saw a larger number of couples participating in the event. It appears that Kansas City will become the permanent venue of the Conventions because of its central location and wonderful facilities.

The Council has produced a Round Dance Reference Manual covering such subjects as Hall Sounding and Use of Hall Equipment;

How to Write a Round Dance; Teaching; and Basics. The Manual has 140 pages and sells for \$5.00 U.S. funds. Additional pages are in production and will be issued after approval by the review committee at five cents per sheet.


The Council has instituted a Hall of Fame in which will be enshrined the names of the choreographers whose dances have given so much pleasure and have lasted over the years. Initially, 15 were chosen in 1977. These in-

clude Bea and Blake Adams (Tango Bongo); Al and Carmen Coutu (Gypsy Eyes); Sue and Con Gniewek (Spaghetti Rag); Ann and Andy Handy (Charlie My Boy); Ben Highburger (Elaine); Gordon and Betty Moss (Wonderland By Night); Eddie and Audrey Palmquist (In My Dreams); Pete and Carmel Murbach (Continental Goodnight); Charlie and Bettye Procter (Green Door); Phil and Norma Roberts (Mr. Sandman); Bob and Joanne Simmons (12th Street Rag); Manning and Nita Smith (Tango Mannita); Chick and Eileen Stone (Boo Hoo); Charlie and Nina Ward

(Maria Elena); and Wayne and Norma Wylie (Somewhere My Love).

In 1978 an additional five were chosen: Gordon and Betty Moss (Fascination); Eddie and Audrey Palmquist (Riviere de Lune); Bill and Irene Morrison (In the Arms of Love); Gordon and Betty Moss (Melody Waltz); and Eddie and Audrey Palmquist (Mardi Gras).

The Council also instituted a Golden Torch Award to be given to the person or couple who has contributed in an outstanding way to round dancing. The first recipient was Gordon Moss.



Charles and Edith Capon – Memphis, Tenn.

CHARLIE AND EDITH CAPON learned to square dance in 1957 in the Washington, D.C. area where Charlie worked for the Navy Department. Mixers and easy rounds were included with the square dance instructions. Edith immediately fell in love with round dancing, so the following year the Capons traveled weekly from their home in Virginia to Washington, D.C. to attend Joe and Es Turner's round dance class. They continued square and round dancing until 1963, when Charlie was transferred to Memphis, Tennessee, to help establish a new activity of the Defense Supply Agency.

Because of her musical background, round dancing came easily to Edith. Charlie really had to struggle, which led to the next step — the purchase of records for the dances that were taught so he could practice at home. Shortly after their arrival in Memphis they were asked to handle the round dancing for their square dance club. Since they already had the records, they agreed. Being the "expert round dancers" in the club, soon Charlie and Edith were helping others who were hav-

ing problems.

Following their arrival in Memphis Charlie and Edith joined the fledgling Dixie Round Dance Council. At one of the meetings they taught their first round dance.

In 1967 the Capons attended Turner's Round-A-Cade, which proved to be a revelation. They were exposed to some of the more advanced dances and wanted more. Since there was no advanced dancing in Memphis at the time, Charlie and Edith purchased sound equipment and rented a small hall where they could practice and help others learn the routines. Their first formal class was in 1970.

At the present time the Capons have three weekly classes, ranging from beginners to an advanced workshop, and cue and teach at their square dance club. Although they confine most of their teaching to the local clubs, they have taught at the Arkansas Square and Round Dance Convention, the Tennessee State Square and Round Dance Convention, and at the National Round Dance Convention. They belong to a number of organizations, including LEGACY and ROUND-ALAB. Edith is a member of the Executive Committee and Board of Directors of ROUNDALAB and Charlie is Executive Secretary.

Charlie is now retired and working full time on dancing. Their family consists of three boys, three girls, three grandchildren, two daughters-in-law and a soon to be son-in-law. In addition to square and round dancing, Edith has been extensively involved in choir work and Charlie was active in Boy Scouts and recently completed 24 years as a first aid instructor and disaster volunteer with the Red Cross.

The CALLERS



When it comes to dance material and choreography, in your style of calling or in the material you choose to use, don't limit yourself

TO THOSE CALLERS COMING INTO THE ACTIVITY TODAY and to those who have been a part of the contemporary scene the last few years, the form of dance material provided in callers' notes and magazines is familiar, indeed. Let's just take one at random from a recent issue of SQUARE DANCING:

**Heads square thru four hands, do sa do to a wave
Boys run, cast a shadow
Acey deucey, boys run bend the line
Right and left thru, slide thru, left allemande**

The terms are those most used in our Mainstream, in the CALLERLAB Quarterly Selections, and in the Plus One and Plus Two categories. This is a far cry, of course, from the calls that some of our veteran callers used years ago, which today we put in the category of the traditional. You know the type we mean. Perhaps some of them are ones you use in a one-night stand or in the early lessons of a new dancers' class while you are helping the newcomer to distinguish his left from his right. Here are two examples of what we mean:

**First old couple bow and swing
Lead right out to the right of the
ring and circie four
Now I'll swing your girl,
you swing mine
Oh my golly, ain't that fine
Put her on your right and circle four
Circle four on a heel and toe
Break that ring with a do paso
Now on to the next**

**First and third go forward and back
Turn the opposite lady with the right
arm around
Turn your partner by the left with
arm around
Opposite right by the right arm
around
Partner left with the left arm around
And promenade your corner when
she comes down**

It is quite possible that you use these yourself, the first a form of a single visiting couple dance where each couple in turn visits each of the others to do a particular pattern and then moves on to repeat it or do another pattern with the next couple and so on around until they return to their home or starting position. The other example is the Arkansas Traveler, a type of pattern still useful today in illustrating turns and simple basics.

In order to teach all of the basics in the vast realm of square dancing, one needs to spend considerable time in class and workshop. We are going to cover

briefly a phase of memory calling, almost forgotten by some of the old timers and unknown perhaps to the newcomers, which involves only a few basics but is fun and challenging, nevertheless. With the great many changes we've experienced in the 1960s and 1970s, who knows what direction square dancing will take in the years to come. It just may be that someday we will look at the three most recent decades and select from all that has gone on before the cream, as it were, of each of the cycles. This phase certainly needs to be considered along with the others.

Complexity Due to New Movements

There has been much talk recently concerning the built-in complexity of square dancing that has come by the creation of basics or rudiments that must be taught and learned if they are to be used. Once a person has danced for a while these new basics come easily, but they must be taught and reviewed before a dancer can feel confident with them. Once learned, however, they may not be all that difficult. The real test comes when the dancer has stored away in his memory scads of terms, some that hint only vaguely at what is to be expected, that he must be ready to put into instant action.

We would like to suggest to new callers that they look at a type of dancing that depends upon a certain amount of memory work, both for the caller and the dancer, but puts the emphasis on patterns. Check over these samples and you'll see what we mean.

**Allemande left your corner, a right arm turn your own
Four men star by the left in the center, around the ring you roam
Then back by the right and take your maid,
walk right around in a star promenade
The gents back out and the ladies swing in, go full around
and we're gone again**

As couples with the men backing up, wheel once and a half until the ladies are in the star and the men are on the rim.

**Now gents double back on the outside track
till you meet your own girl coming back
Turn your own with a right hand around, go all the way around
To the left hand lady with the left hand around, half way round
Back to your own with the right hand round, go all the way round
To the right hand lady with a left hand round, half way round
Now your own by the right, all the way round to the rhythm of the band
Go to the left with a left allemande**

**Four gents star in the center of the square
turn the opposite lady and leave her there
Star right back in the center of the set,
turn your own you're not through yet
Star right back in the center of the town,
turn the right hand lady with the left hand round
Star right back in the center of the floor,
turn the left hand lady or she might get sore
Star right back and you should know,
meet your own with a do paso**

Like many of the classics, these were constructed around all-work star

patterns. See if you recognize this next one as being one of the challenge dances of its era. It was different and the dancers enjoyed dancing it.

First and third go forward and back, then star by the right on the inside track

Turn your corner with a left hand swing and

box the gnat with your partner in the middle of the ring

Then pass right back to the side of the town for a do sa do,

go all the way around

To an ocean wave you hang on tight, rock forward and back,

then turn by the right

Same couples star with the old left wing

to the opposite shore for a right hand swing

One and three star by the left in the center to the other side couples.

Go back in the middle and swat the flea, then pass right back

to the side of the sea

See saw round 'em, all the way around,

and you make that wave when you come down

Rock forward and back, then swing by the left,

actives star right in the center of the set

All the way to the rhythm of the band, turn your corner to a left allemande

If you've been dancing for awhile you'll recognize the first as Ed Gilmore's Yucaipa Twister, the second as Four Gents Star, and the third as Bob Hall's Riptide. We've changed the calls only slightly from their original form, eliminating long introductions and endings. Note the use of stars in all three of the examples. Originally each of the patterns would be used a total of four times with the dancers changing partners each time through the routine. In between the routines the callers would add allemande breaks and sometimes combinations of breaks. Let's look at three more examples.

Head ladies chain three quarters round,

while the gents promenade a quarter around

Men move right — counterclockwise and turn their own partner

Chain the ladies as you did before and gents promenade a quarter more

Every man meets and courtesy turns his own partner.

Chain them in and do some tricks — now pick 'em up like pickin' up sticks

Chain them in on your heel and toe, now meet at home with a do paso

Three Quarter Chain

Eight to the center for a right hand star, back with the left but not too far

Now the first lady out and form two stars, one like Venus and one like Mars

When lady number one reaches the number two spot she sticks her right arm straight to the side to form the hub of a right hand star. Each lady follows her.

Now the ladies go in and the gents go out and turn those two stars round about

As the couples become adjacent the ladies cross in front of their partners and dancers trade stars.

The ladies go out and the gents go in and turn those two stars round again

As partners meet they switch again.

Now turn it round till you meet your own, pick her up and promenade home

Men keep the left hand star and pick up their partners for a star promenade.

Venus and Mars (also known as Two Stars in the Night)

Head couples star right in the center of the set

Back by the left, you're not through yet

Chain those ladies through the star, keep turning around but not too far

Lady one chains with lady two as lady three chains with lady four. Those leaving the center star are courtesy turned by the man on the outside. Those ladies coming into the center let one man go by before joining the star.

Turn around and go back through, you're heading across like you ought to do

The action is continuous. The men move steadily, almost rapidly, as the ladies leave the sides, travel through the star and to the opposite side where they chain to the outside and are courtesy turned.

Chain 'em over and chain'em back, keep on chaining across the track

Continue until side ladies have returned "home" and the head couples are in a left hand star again.

**Now the heads star right to the rhythm of the band,
find your corner left allemande**

Chain Those Ladies Through the Star by Barry Binns

Perhaps in these examples you will sense that the pattern is what creates the variety, not the number of basics that are involved. In these examples stars and chains are the main ingredients. Let's take a look at some others, starting with the Suzie Q written over 25 years ago by Jim York.

First and third couples right and left thru, now turn right around and Suzie Q

**Turn the opposite right by the right arm around and your partner by
the left arm around**

**Again, turn the opposite right by the right arm around and your partner
by the left and you turn her around.**

The thing about some of these pattern dances was that they blended well with combinations of other patterns. For instance, the old Suzie Q when married to the Route came out something like this.

First and third lead out to the right and circle four

Circle four you're doing fine, head men break and make a line

Forward eight and back with you, forward again with a right and left thru

Turn right back with a Suzie Q

Opposite right and right hand around, partner left as she comes down

Opposite right and right all around, partner left and turn her around

Now down the line with a right and left thru, turn right back with a Suzie Q

Opposite right and a right hand around, partner left as she comes down

Opposite right and right all around, partner left and turn her around

Now across the set with a right and left thru and turn right back with a Suzie Q

Repeat the cadence patter.

Now down the line with a right and left thru, and turn right back with a Suzie Q

Repeat the patter and you should end in sequence, ready to circle left.

Perhaps you're beginning to see what we're getting at and we'll give our final pitch in just a minute. But first of all look at four more of these patterns. The first one is by "Jonesy," the second by Bob Hall who also produced Riptide, and the final two by the late Ed Gilmore.

(Please turn to page 84)

LADIES ON THE SQUARE

EGG CARTON NECKLACE

By Phyllis Howell



From this

LOOKING TOWARD SPRING, here's a charming and most unusual necklace which can be made in a variety of colors to match your square dance dresses. Not only is this necklace attractive but it is so lightweight that it is extremely comfortable to have about one's neck. Amazingly enough the basic material is an egg carton!

Materials Needed

- Plastic egg carton
- Small beads
- Needle and stringing thread
- Necklace clasp and jump ring
- Paper punch (large dot size)
- Elmer's glue

Procedure

With the paper punch, punch out discs from the plastic egg carton. The length of the necklace will be determined from the number of discs and beads used. Our sample shown here used 140 styrofoam discs and 27 glass beads.

Tie the stringing thread onto the necklace clasp and knot. Hold it in place with a drop of glue on the knot. Let dry.

Put the needle on the thread. String four or five plastic discs on the thread. Hold in place

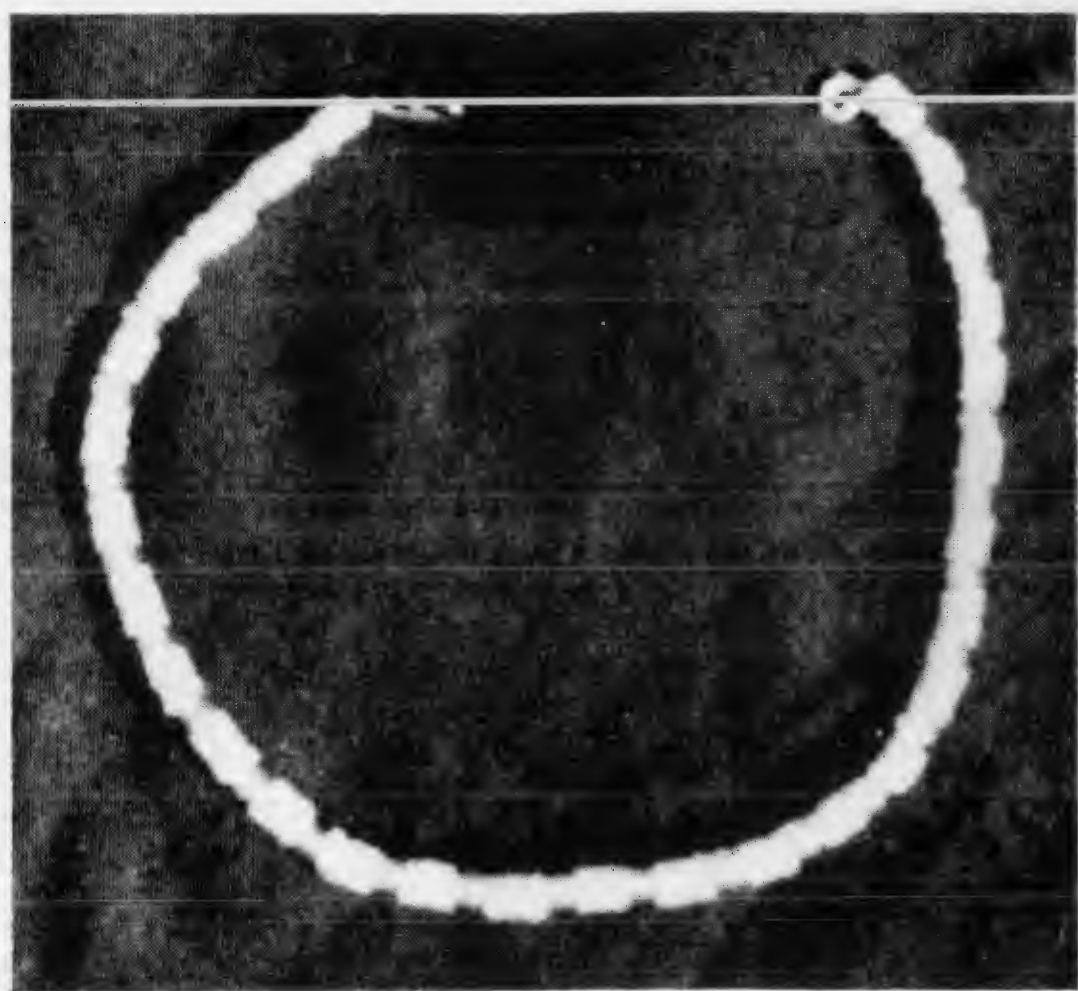
by putting a very tiny amount of glue between each disc. Pinch lightly together and then draw the discs up to the clasp. Add a bead to the thread; then string the same number of discs as before and pull gently to the clasp end. Continue stringing alternating discs and beads until reaching the desired length of necklace. The last group of discs should be glued together following the process used for the first group of discs.

Tie the string to the jump ring and glue the knot. Cut off any remaining string end.

Many combinations of colors can be used. We have seen plastic egg cartons in yellow, blue, pink, white and green, and perhaps in other areas dairies package eggs in other colors as well. There is no end to the selection of beads which are available in craft stores.

Just be sure that the discs on each side of the clasp are always glued. This keeps them from breaking when fastening your necklace.

to this





Style Lab

3/4 TIME CONTRA

THE SPOTLIGHT is being put on style during the current year with the hope that more and more attention will be given to "how we dance." Our thoughts keep returning to the line dances or contras as the perfect answer to developing an awareness of style and of moving to music. Twice each year we combine the Style Lab with the Contra Corner and in so doing we editorially suggest that this phase of square dancing comes as close as anything we do in uniting the basics of square dancing to the timing of the round dances.

When it comes to variety, you can't beat contras and when it comes to variety in con-





tras, it is difficult to surpass the pleasure of a good one in waltz time. A number of years ago Fred and Mary Collette gave us Hills of Habersham (see SQUARE DANCING, February, 1977, p. 28).

The one this month, written more recently by Jerry Helt, Cincinnati, Ohio, has a nice flowing action which makes it fun not only for the dancers but for the viewers if the dance is to be used as an exhibition number. The dance is a duple which means that the first, third, fifth and every other "odd" couple have crossed over (1). Facing their corner, dancers take crossed hands, rights on top (2) and, putting

the weight on their outside foot (man's left, ladies' right) they step and swing their inside foot (3). Then, stepping on their inside foot, they swing balance their outside foot (4).

Now, in two side, close, side steps the dancers move away from the center (5). Once again they step, swing, stepping on the man's inside foot forward and across as the ladies do the counter action (6). They step swing the other way (7) and do two side, close, side steps toward the center (8). With their joined hands still crossed, each dancer steps forward (9), then balances back (10) and, retaining left hands, swats the flea (11). Again balancing





13



14



15

forward (12), and back (13), they retain right hands to box the gnat (14).

Still holding hands each couple makes a right hand star (15) and turning, they move clockwise for three waltz steps, changing hands on the fourth to a left hand star (16). After completing two waltz steps and still retaining left hands, the man individually wheels and takes the right hand of the lady (17), ending in promenade position and facing across the set (18).

In a half promenade (19) still in waltz time the couples exchange places as the men pass left shoulders. On reaching the opposite line (20), they wheel to face across (21) and, still moving in waltz time, start a cross trail thru by passing thru (22) and crossing (23) to end facing the next corner and ready to start the 64 beat pattern once again.

Having completed the pattern, those at the head (near us) and those at the foot (farthest away) are "dead" as the others repeat the pat-



19



20



21



tern. At the completion those dancers will have progressed while those at the head and foot will cross over so that once again *all* the dancers are active starting the routine (see figure 3).

No single article will adequately explain all that one needs to know about contras. However, almost more than any other type of dancing, contras are extremely visual. One could almost learn this particular contra simply by following the illustrations. Try it, you'll see

what we mean.

Starting next month we will return to more in-depth looks at some of the movements on the CALLERLAB Plus I, Plus II and Quarterly Selections lists. The April pictures will study Stroll and Cycle, which was the movement selected by CALLERLAB for the third quarter of 1978. Our next shooting session is scheduled for May. We'll be happy to consider requests or suggestions for any movements you'd like to have featured.



28th

"Left Allemande in Dairyland"

National Square Dance Convention

MILWAUKEE, WISCONSIN • JUNE 28, 29, 30, 1979

THE HOUSING COMMITTEE reminds convention goers that all of the close by motels are booked solid. Housing should be selected from the outlying motels. There is ample parking as well as camping available at the fairgrounds, with a ten minute non-stop shuttle bus ride to MECCA/Civic Center. Campers will be able to begin arriving on June 23. Campers desiring additional time beyond the minimum Wednesday through Saturday (26-30) package should submit an additional \$7.00 for each added night at the time of registration. For those who have sent in their registration, but would like an earlier arrival, another registration blank should be submitted for the additional dates, along with their payments.

Dancing for Youngsters

The kids can begin dancing at 9:00 a.m. each day of the convention. There will be a "Get-Acquainted" segment for the first hour. Mainstream dancing will continue from 10:00 to 11:00 a.m. At 11:00, all halls, including the Youth Hall, will be shut down for the educational program. All are encouraged to participate in the seminars, panels and clinics. Dancing will resume at 1:00 p.m. and continue to 11:00 p.m.

The youngsters will enjoy dancing to callers who like working with children and can show them some good fun dancing. They will be exposed to national callers, as well as club callers.

The Youth Hall will be run on an "Adults Welcome" basis, as long as there is adequate dance space. If the hall becomes crowded the adults will be asked to refrain from dancing. A sign will also be present, making all dancers who enter aware of the hall's "Youth Style" dancing.

This will be a fantastic program for the young people! Register for the convention.

Come on and dance! Come to one, or better yet, come to all the special events. Remember, the friendly folks of Wisconsin are doing this for all of you, to help make this the best Youth Program any National Convention has ever had.

Youth Activities

Never let it be said that the 28th National Square Dance Convention at the MECCA/Civic Center in Milwaukee doesn't think of everything. We even have ice in the middle of June!

On Thursday, June 28th, youngsters will be able to ice skate at the indoor ice skating rink in the beautiful Mayfair Mall. Three two-hour sessions during the mid-morning and afternoon hours will be available through pre-registration pamphlets.


Come on kids, visit and square up with your "Furry and Feathered" friends on Friday, June 29th, for a four hour fun filled afternoon at one of the finest zoos in the nation, the Milwaukee Zoo. Callers will be distributed throughout the zoo grounds for your dancing pleasure. Pre-registration pamphlets will be available for this event also.

The highlight event for the youth will be a Youth Special Events Dance, featuring a top disc jockey. The theme is a "Salute to the Past 25 Years of Music." There will even be a tip or two!

☆☆☆

It's not too late to sign up now to attend the big 28th National in Milwaukee. You'll find your official pre-registration blank in the October, 1978, issue of SQUARE DANCING Magazine. You may not be able to have the housing of your choice but rest assured that the Housing Committee will do all in its power to be of assistance. You'll find the National Convention has something of interest for everyone!

ROUND THE WORLD of SQUARE DANCING



Those with items of special interest should send them to NEWS EDITOR, SQUARE DANCING, 462 No. Robertson Boulevard, Los Angeles, Calif. 90048. Letters will be read and appreciated although time may not allow the personal acknowledgment of each one.

Virginia

Bob Baier, Melton Luttrell and Charlie and Madeline Lovelace will be hosted by the Wreck Tangles Square Dance Club at the 6th Annual Spring Fling at the Arena in Norfolk on March 2nd and 3rd. A Friday night dance, Saturday round and square dance workshops, Caller's Choice, round dance party and Saturday night dance are on the schedule. Headquarters for the weekend will be the Quality Inn Executive Park in Norfolk.

The 26th Annual International Azalea Festival, a tribute to the NATO Nations whose sea forces are headquartered in Norfolk, will be celebrated by a week-long series of special events. Included will be an art show, ballet, golf tournament, parade, air show, and, of

course, square dancing. The featured square dance of the week, sponsored for the past ten years by the Riptides Squares of Virginia Beach, will be held in the Scope, Norfolk's Convention Center, on April 20th and 21st. Callers featured this year will be Mike Litzenberger, Wayne Baldwin and Al Stevens. The weekend round dance program will be under the direction of Carmen and Mildred Smarrelli.

Wyoming

The Stardusters of Cheyenne will host their 8th Annual Official Night Owl Dance on May 5th from 9 pm until 4 am with rounds from 8 to 9. Featured caller will be Harold Bausch while Bill Holm will emcee. Beginning at 12:30 lunch will be served. The dance will be held in Allison Hall of the First United Methodist Church in Cheyenne. For advance tickets and information write: Stardusters, P.O. Box 10322, Cheyenne, Wyoming 82001.

Arkansas

On January 28th Joe and Nadine Higgins of Little Rock celebrated their Golden Wedding Anniversary at Little Rock Convention Center Hall. Following a repeat of the marriage vows refreshments were served. Led by Joe and Nadine, the guests joined the wedding party in dancing the Anniversary Waltz. Ballroom, couple and square dancing rounded out the affair. Congratulations to Joe and Nadine.

Wisconsin

Hosted by the Happy Twirlers of La-Crosse, the 18th Annual Spring Fling will be held in Mary E. Sawyer Auditorium April 27th, 28th and 29th. Vaughn Parrish and Dick Bayer will call for the square dancing with

It was a big day in Dallas, Texas, recently when members of the Double Star Square Dance Club paid special tribute to one of square dancing's illustrious veterans. The occasion was the 84th birthday of E.O. Rogers, veteran caller and long-time square dance booster. On the scene (left to right) Joe Lewis, caller for the Double Star; E.O. Rogers, guest of honor; and caller, Rocky Strickland.



ROUND THE WORLD of SQUARE DANCING

Millie and Bill Holmer conducting the round dancing. Three square dance sessions, two square and two round dance workshops and two afterparties are on the schedule. A Trails End Dance will be held Thursday night at Concordia Hall in LaCrosse.

Utah

The Utah Round Dance Association is holding its 8th Annual Spring Festival, "Super Encounters of the Round Dancers," March 23 and 24 at the Northwest Multipurpose Center in Salt Lake City. Wayne and Norma Wylie will be the featured instructors. In 1980 plan a spring trip to Utah to dance with the Jorritsmas, instructors from California.

Washington, D.C.

The Washington Area Square Dancers Cooperative Association (WASCA), representing over 180 square and round dance clubs, presents its Roaring 20th Annual Spring Festival on March 8, 9 and 10. Over 90 hours of square dancing will be called by Dick Bayer, Bruce Busch, Marshall Flippo, Lee Helsel, Ron Libby, Jerry Schatzer, Dick Schweitzer and Allen Tipton with over 30 hours of rounds by the Chaffees, Palmquists and Smiths. This full program, held under a single roof at the Sheraton Park Hotel, will include a fashion show and sewing panel.

Illinois

The Illinois Square Dance Callers Association Northern District held its 24th Annual Fall Festival November 5th in Northlake. There were 28 callers on the program, including several from the newly-activated Central District, and over 600 dancers. New dancers enjoyed their first "fling" at their own hall in the Fieldhouse. Mainstream dancers were in the Girls' Gym and learned new figures in the adjoining Workshop Hall. Eric Munch, retiring Senior Director, was the Program Chairman. Demonstrations were given by the Southwest Squares and Roundhouse Squares.

Designed to promote square dancing throughout Illinois, "Square Dance Time" on radio station WHOW is on for 30 minutes every Saturday morning at 9 am from Clinton, Illinois. Those who wish to have announcements made of dancers, jamborees, festivals,

workshops, etc. are invited to send the information to Ozzie Pearl, R.R. #1, Weldon, Illinois 61882, phone (217) 736-2366 at least two weeks in advance of the event.

Tennessee

Ten Mile Twirlers of Knoxville are celebrating their 16th Anniversary on April 7th with a dance at the Coliseum at Pigeon Forge. Callers will be "Tip" Tipton, Dick and Pat Whaley and Johnnie Jones.

Florida

The Kriss Kross Square and Round Dance Club of Ft. Myers held a "very special event" in December by honoring their members who had celebrated 50 or more anniversaries. Imagine 10 couples being so feted: the Leakes, Boggs, Johncocks, Browns, Gunthers, Hartmans, Goeldners, Younges, Peaveys and Wrights — all active dancers in the club. The club began dancing in the fiftys and were told "they would never make it." Today their membership numbers over 300 and the group enjoys dancing to its original caller, Roger Chapman, besides many guest callers during the year. Being an open club they invite all to come and dance with them at the Moose Hall. Congratulations to all!

Michigan

The 21st Annual Blossomtime Square Dance Festival of Southwestern Michigan will be held on May 5th, 1979, at the Berrien Springs High School, Berrien Springs, Michigan. Phil Kozlowski will be this year's caller on Saturday evening, May 5th. Also see our two-hour Blossomtime Parade on Saturday afternoon. For additional information, write to Blossomtime Inc., 811 Myrtle Street, Joseph, Michigan 49085.

Alaska

Anchorage is fine in '79. Come and join in for the 13th Annual Alaska State Square Dance Festival. Dance to Ralph and Arbra Silvius from Modesto, California and Jess and May Sasseen from Stanton, California. The dates to remember are July 6th, 7th, and 8th. All events will be at West High School in Anchorage, Alaska.

Mississippi

Mississippi Gulf Coast Square Dance Festival held in 1978 was a huge success! There were 150 squares and everyone had a great time. The 17th Annual Mississippi Gulf Coast Square Dance Festival will be held August

3rd and 4th at Coliseum Exhibit Hall, in Biloxi, Mississippi. Dance to Marshall Flippo, Beryl Main and Dave Taylor. Enjoy rounds with Barbara and Jerry Pierce. This event is sponsored by the Star Twirlers Square Dance Club from Biloxi, Mississippi.

Nevada

The 32nd Silver State Square Dance Festival will be held May 4th, 5th, and 6th at the Centennial Coliseum in Reno, Nevada. For your dancing enjoyment, come and square up to Darryl Clendenin, Jerry Helt, Shelby Dawson and Larry Ward. Lloyd and Elise Ward will be there to cue rounds. There will be an advance level dance and squares and rounds for all, including teenagers. For more information contact Chuck and Linda Swift, 1152 Alta Vista Drive, Sparks, Nevada 89431.

Alabama

On May 5, the Promenaires Square Dance Club will host their annual Spring Festival at Aquadome Recreation Center, Decatur, Alabama. Elmer Sheffield, Jr. from Tallahassee, Florida, will be the caller.

Tom and Fern Garner do not sit still! They have clocked over 125,000 miles just traveling to square dances. Well, a couple of times they drove to the market! This couple are members of the Bama Ramblers and the Madison Cloggers. They square dance, round dance and clog six nights a week, whenever they can find three other couples.

California

The Progressive Dancers, Ltd. presented the four Chaparral Records callers, Ken Bower, Gary Shoemake, Jerry Haag, and Beryl Main. Hawthorne Memorial Center was the location for a weekend of super dancing on February 2nd and 3rd, 1979. Rounds for the two days were cued by Jess and May Sasseen and Hi and Cookie Gibson.

Canada

Alberta started the ball rolling last August and hosted 6,370 square dancers for the 1st Canadian National. They are planning their 2nd National August 7th, 8th, and 9th, 1980, in Ottawa. Landsdowne Park will be the site of this convention. The park is located just two miles from Ottawa's center and the Parliament buildings. The complex within the park contains numerous buildings with over 100,000 square feet of dance floor available. There will be 1,700 free parking spaces and

1,500 rooms have been set aside for the convention. A committee is also arranging servicing for mobile units. For more information or registration, write to Convention 1980, P.O. Box 1980, Station B, Ottawa, Canada K1P 5R5.

Kansas

Carolyn Streit of the Strato Jets was the Northeast District's top traveler. She took first place twice in a row. Although she vowed to take it a little easier in 1978, she still traveled 10,557 miles. Second place certificate went to James Eberwein of Flint Hill Squares, who promenaded his way with 7,815 miles. The 1978-79 travel competition started September 1, and will end May 31, 1979.

Delaware

The 11th Annual Dance to See, sponsored by the Pen Del District, was held October 15th. Over 25 callers gave their time and many dancers from the Federation of Delaware Square and Round Dancers attended.



Federation President, Frank Staus, dancing with the blind dancers in Chester, Pennsylvania

Approximately \$3,500 was donated on January 18th. Many blind employees were there to demonstrate their skills on machinery that the square dancers' previous donations had purchased. Each piece of machinery was marked with a brass plate to give credit for that particular piece of equipment. The square dancers danced with the blind, and everyone had a marvelous time.

New Zealand

The Cathedral Squares of Christchurch, have just finished a very busy dancing season and anticipate an even bigger season this year. Ten more squares were just graduated into
(Please turn to page 74)

SOUND BY HILTON

The Micro 75A



NEW STYLING

The Micro-75A is truly handsome! Charcoal case with chrome trim, jet black chassis with sparkling white lettering, gleaming iridescent mylar control panel. Convenient to set up and operate — remove the lid and it's ready to use. Slanted front panel puts controls at the most comfortable angle for operation.

ADDED FEATURES

The Micro-75A will play your 78 RPM golden oldies! Separate tape jacks have been added to the front panel to permit stereo taping, voice on one track and music on the other.

HILTON SOUND QUALITY AND DEPENDABILITY

Sound by Hilton is recognized everywhere as the finest in the square dance field. The Micro-75A sound system is backed by the Hilton guarantee of satisfaction or your money back, and by our two-year warranty against equipment failure.

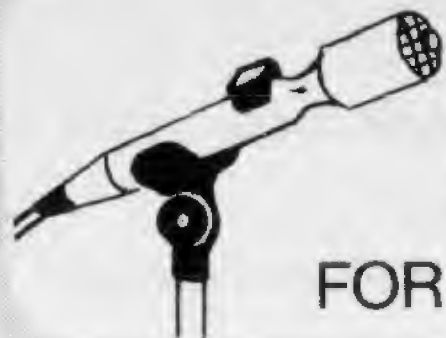
LIGHT WEIGHT AND COMPACT SIZE

Carrying weight is only 13 pounds. Overall dimensions including spring feet and handle 5¼ by 13 by 15½ inches.

For full information write or phone:

HILTON AUDIO PRODUCTS

1033-E Shary Circle • Concord, CA 94518 • (415) 682-8390



WORKSHOP



FOR LEADERS IN SQUARE AND ROUND DANCING

March, 1979

TRANSITIONS

by Johnny LeClair, Mesa, Arizona

This month's guest mentor has been featured in this magazine many times. A veteran caller, Johnny has made a thorough study of square dancing, as this article will attest. — Editor

ONE OF THE TOOLS of the trade of square dance calling that is important and very helpful, regardless of what system one might use, would be the use of transitions. As an example, moving from a box setup to a 1P2P situation and then reversing the transition going from the 1P2P setup back to the box.

The use of transitions, especially if one is using zeros, equivalents or modules, always lets the caller know where certain dancers are from the different formations.

Listed below are some transitions that you can use and even expand on, using examples from the CALLERLAB Extended Basic, Mainstream and Experimental lists. I suggest that you master a certain number of these from each of the lists and then when the occasion arises you will be able to include them in your program, regardless of what level of dance you may be calling. Once they are firm in your mind they are your property, they are always there at your command to give you versatility and variety in your program.

The use of a number of transitions in all of the above levels lets you work from positions you are familiar with so you can move from one known position to another. Being able to use these transitions with ease will allow you more time to concentrate on other aspects in the calling field, and in particular, workshops.

Transition — Box to 1P2P
Swing thru, girls circulate,
Boys trade, boys run, bend the line

Star thru, pass thru, wheel and deal
Right and left thru, flutter wheel
Centers pass thru, star thru
Right and left thru

Right and left thru, couples veer left
Couples circulate, boys run right
Girls trade, boys circulate,
Boys run, bend the line
Right and left thru

Spin the top, turn thru,
Wheel and deal, zoom
Flutter wheel in the middle
Pass thru, right and left thru
Couples veer left, couples circulate
Bend the line

Star thru, square thru four hands
Trade by, swing thru, girls trade
Girls circulate, boys run right
Bend the line, right and left thru

Eight chain four, do sa do to ocean wave
Girls trade, boys circulate
Swing thru, all eight circulate
Boys run right, bend the line
Right and left thru

Right and left thru, couples veer left
Girls trade, boys circulate
Bend the line, pass thru, partner trade

Do sa do to an ocean wave
Split circulate, center four box circulate
Boys run right, right and left thru

Transition — 1P2P to Box
Right and left thru, star thru
Do sa do to an ocean wave
Boys circulate, swing thru
Boys run right, wheel and deal

Spin the top, boys run,
Boys circulate, wheel and deal
Pass thru, trade by

Pass thru, wheel and deal
Centers flutter wheel
Centers pass thru

Star thru, swing thru, girls circulate
Boys trade, boys run
Bend the line, star thru

Spin the top, girls circulate
Boys run right, couples circulate
Wheel and deal

Star thru, right and left thru
Pass thru, trade by, swing thru
Girls circulate, boys run right
Wheel and deal

Right and left thru, flutter wheel
Pass thru, wheel and deal
Centers pass thru, right and left thru
Couples veer to the left, girls trade
Boys circulate, bend the line
Star thru, right and left thru

Pass thru, all eight one quarter right
All eight circulate, boys run right

Transition — Box to 1P2P

Do sa do to an ocean wave, scoot back
Boys circulate, boys run right
Bend the line

Swing thru, boys trade
Girls circulate, girls fold
Peel off, bend the line

Step to a wave, boys trade
Boys circulate, fan the top
Right and left thru

Spin chain thru, girls circulate double
Boys run right, bend the line

Slide thru, right and left thru
Ladies lead dixie style to ocean wave
Boys cross run, swing thru
Boys trade, girls circulate
Boys run, bend the line

Right and left thru, slide thru
Curlique, all eight circulate
Boys run, right and left thru
Slide thru

Step to a wave, hinge a quarter
Scoot back, split circulate
Centers trade, center four box circulate
Boys run right, partner trade

Do sa do to an ocean wave
Recycle, veer to the left
Boys circulate, couples circulate
Bend the line, right and left thru

Transition — 1P2P to Box

Slide thru, step to a wave
Scoot back, boys circulate
Boys run, bend the line, slide thru

Pass thru, wheel and deal
Centers curlique, centers walk and dodge
Centers partner tag

Pass thru, wheel and deal
Double pass thru, centers in
Cast off three quarters
Center four, go forward and back
Same four swing thru, everybody slide thru

Go eight to the middle and back
Center four square thru
And on the third hand, *everybody* curlique
Single file circulate one spot
Boys run right, right and left thru

Right and left thru
Ladies lead dixie style to an ocean wave
Girls circulate, boys cross run
Swing thru, boys run right
Wheel and deal

Curlique, all eight circulate one spot
Boys run right

Curlique, all eight circulate
Partner hinge, fan the top
Girls run right, tag the line right
Wheel and deal

Pass thru, wheel and deal
Double pass thru, peel off
Pass thru, tag the line right
Wheel and deal, curlique
Girls circulate, boys trade
Swing thru, recycle, pass thru, trade by

Transition — Box to 1P2P

Slide thru, pass thru
Chase right, hinge a quarter
All eight circulate, boys go double
Recycle, veer left, bend the line
Right and left thru

Swing thru, trade the wave
Boys circulate, girls run left
Bend the line, right and left thru
Flutter wheel

SPECIAL WORKSHOP EDITORS

Joy Cramlet Round Dances
Ken Kernen Ammunition

Right and left thru, couples veer left
Couples circulate, ferris wheel
Centers pass thru, pass to the center
Centers touch, recycle
Centers pass thru, swing thru
Boys run, bend the line

Spin the top, three pairs
Same sex trade, boys run, wheel and deal

Touch, fan the top
Grand swing thru, boys run right
Wheel and deal

Spin chain thru, girls circulate double
Boys run right, bend the line
Pass thru, wheel and deal
Double pass thru, track II
Girls trade, recycle
Veer left, bend the line

Right and left thru, couples veer left
Ferris wheel, centers slide thru
Centers pass the ocean
Ping pong circulate, extend the wave
Boys circulate, swing thru
Boys trade, boys run
Bend the line, right and left thru

Slide thru, pass thru
Wheel and deal
Centers right and left thru
Centers touch a quarter
Centers walk and dodge
Centers partner tag, slide thru
Right and left thru

Transition — 1P2P to Box

Curlique, coordinate
Couples circulate, bend the line
Right and left thru, slide thru

Pass the ocean, trade the wave
Boys circulate, boys cross run
Recycle

Pass thru, wheel and deal
Double pass thru, track II
Hinge a quarter, centers trade
Ends circulate, boys run right
Slide thru

Right and left thru
Pass the ocean, girls circulate
Girls trade, recycle
Right and left thru

Touch a quarter, coordinate
Tag the line right, boys cross run
Wheel and deal, right and left thru

Slide thru, pass thru
Chase right, all eight circulate
Girls run, box the gnat
Right and left thru

Pass thru, wheel and deal
Centers touch, ping pong circulate
Centers recycle, centers pass thru

Right and left thru
Pass the ocean, recycle
Veer to the left, girls trade
Boys circulate, couples circulate
Wheel and deal

SINGING CALL

SATURDAY NIGHT FLIGHT

By Bob Bennett, Valdosta, Georgia

Record: Thunderbird #187, Flip Instrumental
with Bob Bennett

OPENER, MIDDLE BREAK, ENDING

Four ladies promenade all the way you go
Turn your partner once and a half
Allemande your corner come back do sa do
Left allemande again then weave the right
Say Mr. Guitar Man play me a song
Do sa do then promenade walk right along
Promenade arund take her home tonight
I'll be doing all right on my
Saturday night flight

FIRST FIGURE:

Head couples square thru four hands and then
Do sa do your corners step to ocean wave
Swing thru go two by two boys run right
Ferris crossfire and wheel you aren't thru
Walk and dodge corner swing
Allemande left new corners
promenade you do

Promenade around take her home tonight
I'll be doing all right on my
Saturday night flight

SECOND FIGURE:

Head couples promenade halfway round
Come down middle curlique boys run right
Right and left thru turn your girl my friend
Pass thru trade by corner lady swing
Allemande left new corner then do sa do
Left allemande then promenade and sing
Promenade around take her home tonight
I'll be doing all right on my
Saturday night flight

SEQUENCE: Opener, Figure twice, Middle
break, Figure twice, Ending.

ROUND DANCES

LOVE MAKES THE WORLD GO ROUND — Grenn 14267

Choreographers: Phil and Becky Guenther
Comment: Nice traveling waltz routine. Big band sound music.

INTRODUCTION

1-4 OPEN-FACING Wait; Wait; Apart, Point; —; Together to CLOSED M face LOD, Touch, —;

PART A

1-4 Fwd Waltz; 1/4 R Turn Waltz M face WALL; Rock Side, Recov, Thru to SIDECAR M face RLOD; Fwd Waltz;

5-8 Cross, Side, Close; Cross, Side, Close M face WALL in CLOSED; Side, Draw, Close; Side, Draw, Close;

9-12 Fwd, Side, XIB to SEMI-CLOSED facing LOD; (Weave) Fwd, L Turn, Side; L Turn, Bk, Fwd; Fwd, Side, Close M face RLOD in CLOSED;

13-16 R Pivot, 2 M face LOD, Bk; Bk, Side, Close; (L) Waltz Turn; (L) Waltz Turn;

PART B

1-4 BUTTERFLY Fwd Waltz; Spin Manuv M face RLOD in CLOSED; Backup Waltz; Backup Waltz

5-8 Dip Bk, —, —; Recov, Pivot, 2 end SIDECAR M face RLOD & WALL; Side, Behind, Side end BANJO M face LOD and WALL; Thru, Side, Close to BUTTERFLY;

SEQUENCE: A — A — B — B — A — A plus Ending.

Ending:

1-4 CLOSED M face WALL Side, Draw, Close; Side, Draw, Close; Side REV SEMI-CLOSED, Corie, —; —, —, —.

JUST FOR FUN — Grenn 14267

Choreographer: Dot Mandt

Comment: Interesting two-step routine and great dancing music.

INTRODUCTION

1-4 BUTTERFLY M face WALL Wait; RLOD Side, Behind, Side, Point twd LOD; Side, Behind, Side, Close; Apart, Point, Together to OPEN facing LOD, Touch;

PART A

1-4 Fwd, Brush, Fwd, Close; Fwd, Brush, Fwd, Close to face WALL in BUTTERFLY; Side, Behind, Side, Front; Apart, Point, Together to OPEN, Touch;

5-8 Repeat action meas 1-4 Part A except to end in BUTTERFLY M face WALL:

9-12 Rock Side, Recov, 1/2 R Turn to Bk to Bk/Step, Step; Rock Side, Recov, 1/2 L Turn/Step, Step; Side, Behind, Side, Front end CLOSED; Pivot, —, 2 M face LOD, —;

13-16 Fwd, Close, Bk, Close; Run, 2, 3, 4; Fwd, Close, Bk, Close; Fwd, —, 2 end OPEN, —;

INTERLUDE

1-4 M face partner and WALL no hands joined Side, —, Draw, —; Side, —, Draw, —; Side, Close, Fwd, —; (W Trans) Side, Close, Bk, Turn to face LOD in SHADOW;

PART B

1-4 Fwd, —, Point, —; Bk, Close, Fwd, —; Side, Behind, Side, Point; Side, Behind, Side, Touch;

5-8 Fwd, —, Point, —; Bk, Close, Fwd, —; Fwd Two-step; (W Trans) Bk, Close, Fwd, —;

9-12 CLOSED L Turn, —, Side, Close; L Turn, —, Side, Close M face WALL; Side, Close, Cross to SIDECAR, —; (Fwd, Close, Bk, —) Side, Close, Cross, —;

13-16 M face partner and WALL no hands joined Rk Side, Recov, In Place, Thru; Rk Side, Recov, In Place, Thru; Side Corte, —, Recov, Flick;

SEQUENCE: A — A — Interlude — B — A plus Ending.

Ending:

1-4 BANJO M face LOD XIB, Side, Fwd, Lock; Fwd, Lock, Run, 2 Check; XIB, Side, Fwd, Lock; Fwd, Lock, 1/4 R Turn face WALL, Close; Quick Apart/Point.

THINGS TO SING ABOUT — Blue Ribbon 1001

Choreographers: Horace and Brenda Mills

Comment: An easy two-step with cues on one side of record. Adequate music.

INTRODUCTION

1-4 CLOSED M face LOD Wait; Wait; (Twirl) Side, Behind, Side, Touch; (Rev. Twirl) Side, Behind, Side, Touch;

DANCE

1-4 Fwd Two-Step; Fwd Two-Step; Side, Close Cross, —; Side, Close, Cross end BANJO, —;

5-8 Fwd, Lock, Fwd, —; Fwd, —, 1/4 R Turn M face WALL, —; Turn Two-Step; Turn Two-Step end M face LOD;

9-12 Repeat action meas 1-4;

13-16 Repeat action meas 5-8 except to end in SEMI-CLOSED:

17-20 Fwd Two-Step; Fwd Two-Step; Cut, Bk, Cut, Bk; Bk, Close, Fwd, Fwd end M

- face WALL;
 21-24 **Side, Close, Fwd, —; Side, Close, Bk, —; Side, Behind, Side, Behind end SEMI-CLOSED;**
 25-28 Repeat action meas 17-20:
 29-32 Repeat action meas 21-24 except to end in CLOSED:

SEQUENCE: Dance goes thru twice plus Ending.
 Ending:

- 1-2 **SEMI-CLOSED Fwd Two-Step; Fwd, Apart, Point, —.**

LOVELY — Hi-Hat 968

Choreographers: Art and Evelyn Johnson

Comment: Easy two-step to danceable music.

INTRODUCTION

- 1-4 **OPEN-FACING Wait; Wait; Apart, —, Point, —; Together to SEMI-CLOSED, —, Touch, —;**

PART A

- 1-4 **Fwd Two-Step; Fwd Two-Step end LOOSE-CLOSED M face WALL; Side, Close, Thru, —; Side, Behind, Side, Front;**

- 5-8 **Side, Close, Thru, —; Side, Behind, Side, Thru to SEMI-CLOSED; Walk, —, 2, —; Fwd, Close, Bk, Close;**

9-12 Repeat actions meas 1-4 Part A:

- 13-16 Repeat action meas 5-8 Part A except to end BUTTERFLY M face WALL:

PART B

- 1-4 **Face to Face Two-Step; Bk to Bk Two-Step end BUTTERFLY M face WALL; Side, Close, Fwd, —; Side, Close, Thru end CLOSED, —;**

- 5-8 **Side, Close, Side, Touch; Side, Close, Side, Touch; Turn Two-Step; Turn Two-Step end BUTTERFLY;**

9-12 Repeat action meas 1-4 Part B:

- 13-16 Repeat action meas 5-8 Part B except to end in CLOSED M face WALL:

SEQUENCE: Dance goes thru twice then Step Side, Close, Apart/Point, —.

ORCHIDS '79 — Hi-Hat 968

Choreographer: Ben Highburger

Comment: Modified version of Ben's routine of 1969. The tango music is familiar.

INTRODUCTION

- 1-4 **OPEN Wait; Wait; Apart, Touch, Together to CLOSED, Touch; Corte, —, Recov to SEMI-CLOSED, —;**

PART A

- 1-4 **Fwd, —, Manuv to CLOSED, —; Pivot, 2 to SEMI-CLOSED, Fwd, —; Fwd to CLOSED, —, Run, 2; Fwd, Side, Draw, —;**

- 5-8 **(Side, Thru to BANJO) Side, —, Thru,**

- ; Rock Fwd, Recov, Bk, —; Recov, —, L Turn M face WALL in CLOSED, —; Fwd, Side, Draw, —;**

9-12 Repeat action meas 1-4:

- 13-16 **Fwd, —, 2 BANJO, —; Fwd, Recov, Bk to SEMI-CLOSED, —; Recov to CLOSED, —, Run, 2; Fwd, Side, Draw, —;**

PART B

- 17-20 **Fwd, —, Fwd, Side; (XIB, Flare, Bk, Side to BANJO face RLOD) XIB, —, —, —; —, Flare, Thru, Side end CLOSED; XIB, Flare, Back, Side;**

- 21-24 **Cross, —, Side, Cross; Rk Side, Recov, Fwd to BANJO M face DIAG LOD & COH, —; Rk Fwd, Recov to SEMI-CLOSED, Bk, Flick; Rock Fwd, Recov, Fwd to CLOSED M facing LOD, —;**

- 25-28 **Fwd, —, 2, —; Fwd, Side, Fwd end BANJO M facing LOD, —; Fwd, —, Run, 2 end CLOSED; Fwd, Side, Draw, —;**

- 29-32 **Fwd, —, 2 BANJO, —; Rk Fwd, Recov, Bk to SEMI-CLOSED, —; Recov to CLOSED, —, Rk Fwd, Recov; Corte, —, Recov, —;**

SEQUENCE: Dance goes thru twice. Second time thru hold Corte until music ends.

SWEET AND CLASSY — CEM 37027

Choreographers: Corky and Paulette Pell

Comment: Nice two-step with good big band sound music.

INTRODUCTION

- 1-4 **SEMI-CLOSED Wait; Wait; Fwd, Close, Fwd, Close; Walk, —, 2, —;**

DANCE

- 1-4 **Fwd Two-Step; Fwd Two-Step end M face WALL in CLOSED; Side, Close, Fwd, —; Side, Close, Cross end BANJO M face LOD;**

- 5-8 **Side, —, Behind, —; Side, —, Front, —; Fwd, Close, Bk, Close end in CLOSED; Walk, —, 2, —;**

- 9-12 **Side, Close, Cross SIDECAR, —; Side, Close, Cross BANJO, —; Side, —, XIB to SIDECAR M face RLOD, —; Bk, Lock, Bk, —;**

- 13-16 **Bk Up Two-Step; Side, —, XIF M face LOD in BANJO, —; Fwd, Lock, Fwd, —; Fwd Two-Step end BUTTERFLY M face WALL;**

- 17-20 **Side, Close, Turn slightly Bk to Bk, —; Turn, Close, Step Bk in LOD, —; BUTTERFLY L Turn, Close, Side, —; Behind, Side, Thru end CLOSED M face WALL, —;**

- 21-24 **Side, Close, Fwd, —; Rock Fwd, Recov, Bk, —; Side, Close, Bk, —; Rock Bk, Recov, Fwd, —;**

- 25-28 **Side, —, Behind, —; Side, —, Front to BANJO M face LOD, —; Fwd, Close, Bk, —; Bk, Close, Fwd, —;**
 29-32 **Fwd, —, Face WALL & partner in CLOSED, —; Turn Two-Step; Turn Two-Step; Pivot, —, 2, —;**

SEQUENCE: Dance thru twice except second time thru for meas 32 Side, Close, Apart, Point.

BLUE AND SILVER WALTZ — CEM 37027

Choreographers: Bob and Martha McNutt

Comment: Pleasant waltz routine to equally pleasant music.

INTRODUCTION

- 1-4 **OPEN-FACING Wait; Wait; Apart, Point, —; (Spin) Manuv, Side, Close end CLOSED M facing RLOD;**

DANCE

- 1-4 **Fwd Turning L 1/4, —, Touch; Bk Turning L 1/4 M facing LOD, —, Touch; (L) Waltz Turn; (L) Waltz Turn end BUTTERFLY M face WALL;**
 5-8 **Solo L Turn, 2, 3 face RLOD in LEFT-OPEN; Bk, 2, 3/Check; Fwd, Flare, —; Thru, Side, Close;**
 9-12 Repeat action meas 1-4:
 13-16 Repeat action meas 5-8 except end CLOSED M face WALL;
 17-20 **Fwd, Side, Close; Thru, Side, Close; (Twirl) Side, Behind, Side; Thru, Side, Close;**
 21-24 **Waltz Away; Pickup to SIDECAR, 2, 3; Cross, Side, Close to BANJO; Cross, Side, Close to CLOSED;**
 25-28 **Fwd 1/4 L Turn, Side, Close; Bk 1/4 L Turn, Side, Close; Fwd 1/4 L Turn, Side, Close; Bk, 1/4 L Turn, Side, Close;**
 29-32 **Drift Apart, —, Point; Together to TAMARA, —, Touch; Wheel, 2, 3; (Unwrap) In Place, 2, 3;**

SEQUENCE: Dance goes thru twice then Step Apart and Point.

CORTEZ HASH

By Dee Cox, Cortez, Colorado

**Heads half sashay, square thru
 Swing thru, scoot back
 Boys run, pass thru
 Bend the line, pass the ocean
 Swing thru, boys run
 Ferris wheel, centers veer left
 Stroll and cycle
 Couples circulate, ladies circulate
 Ladies trade, ferris wheel
 (You're in that unaccustomed position again)
 Centers pass thru, swing thru
 Turn thru, left allemande**

**Heads half sashay, square thru
 Swing thru, girls fold
 Double pass thru
 Centers in, cast off three quarters
 Pass thru, tag the line left
 Couples circulate
 Ferris wheel**

(watch it — you're not in the standard position)

**Centers square thru three quarters
 Allemande left**

**Heads half sashay, square thru
 Swing thru, girls fold
 Double pass thru, peel off
 Pass thru, tag the line left
 Couples circulate, wheel and deal
 Pass the ocean, ladies trade
 Recycle, square thru three quarters
 Allemande left**

**Heads half sashay, square thru
 Swing thru, scoot back
 Boys fold, double pass thru
 Track II (mixed sex — watch it!)
 Swing thru, centers trade
 Boys run, pass thru
 Bend the line, star thru
 Right and left thru
 Dive thru, square thru three quarters
 Allemande left**

SINGING CALL

I LIKE TO BE WITH YOU

By Jerry Schatzer, Cromwell, Connecticut
Record: Hi-Hat #497, Flip Instrumental with Jerry Schatzer

**OPENER, MIDDLE BREAK, ENDING
 Circle to the left I like to be with you
 You make the sun shine thru left allemande
 Will you box the gnat my friend
 Four ladies promenade inside the ring
 Well turn your partner right full turn
 Left allemande swing your date promenade
 Say baby I'm glad I found you
 Baby I wana be around you now**

**FIGURE:
 Head couples promenade halfway
 Down the middle right and left thru
 Curlique tonight boys run to the right
 Do an eight chain thru my friend
 Go all the way and back again
 I used to think the world was lonely
 Swing your corner promenade
 Say baby I'm glad I found you
 Baby gonna' put my arms around you now**
 SEQUENCE: Opener, Figure twice, Middle break, Figure twice, Ending.

SINGING CALL

LOVE

By Al Davis, Harrison, Arkansas

Record: **C Bar C #542**, Flip Instrumental with Al Davis

OPENER, MIDDLE BREAK, ENDING

Circle left

Love you made a place for me
Beside you in your arms left allemande
Walk back a do sa do now left allemande
Weave the ring it will be a loving place
Do sa do and promenade
Love I owe my life to you cause
You kept me from dying and dying is the
Only thing I haven't tried

FIGURE:

Heads promenade halfway round the ring
Come on down the middle do a curlique
Boys run right then do a right and left thru
Veer left and ferris wheel then
Those center two square thru go three hands
Swing corner girl left allemande
Walk back and promenade
When we're walking down the street together
My whole world is walking by my side

SEQUENCE: Opener, Figure twice, Middle break, Figure twice, Ending

LEFT HANDERS

By Gary Felton, Adelphi, Maryland

1P2P curlique

Coordinate, centers trade
Centers run left
(Boys begin) swing thru
Centers cross run to the right
And run around the boys
Wheel and deal, pass thru
Right and left grand

Heads square thru, swing thru
Spin the top
Right and left thru
Dixie style to an ocean wave
(Boys begin) swing thru
Trade the wave
Extend the tag
Right and left grand

Heads square thru
Right and left thru, veer left
Centers trade, centers run
Boys swing half by the right
Swing half by the left with the girl
Eight circulate
Girls swing half by the right
Swing half left with the boy
Left allemande

Heads square thru, swing thru
Boys run, tag the line right
Centers run (left)
(Girls begin) swing thru
Left allemande

SWING, SWING, SWING

By Bill Cooper, Mississauga, Ontario

Heads lead right circle to a line
Square thru four hands
Trade by, swing thru
Spin the top, right and left thru
Square thru four hands
Trade by, swing thru
Spin the top, right and left thru
Slide thru, square thru three
Left allemande

1P2P lines pass thru
Quarter tag the line
Swing thru, pass thru
Star thru, pass thru
Half tag the line
Swing thru, girls run
Pass thru, three quarter tag the line
Swing thru, pass thru
Centers in, cast off three quarters
Pass thru, tag the line all the way
Cloverleaf, right and left grand

SINGING CALL

WALKIN' ON NEW GRASS

By Daryl Clendenin, Portland, Oregon

Record: **Chinook #018**, Flip Instrumental with Daryl Clendenin

OPENER, MIDDLE BREAK, ENDING

Four ladies chain across the ring you know
Join up hands and circle left you go
You'll do an allemande left go forward two
Go right and left turn back one
Right hand around the corner
Go forward two left and right
Turn back one allemande left
Come back and promenade
Cause I'll be walkin' on new grass
The next town down the road keeps calling me

FIGURE:

The heads promenade halfway you go
Lead to the right and do a do sa do
Swing thru and then the boys run right
Bend the line go right and left thru
Why don't you star thru slide thru
Star thru pass thru swing corner promenade
Cause I'll be walkin' on new grass
The next town down the road keeps calling me

SEQUENCE: Opener, Figure twice, Middle break, Figure twice, Ending.

AMMUNITION

If you have material for use in the Basic Plateau send it in and we'll be happy to pass it along to our editor, Ken Kernen.

Side Ladies chain three quarters
Head men turn them with an arm around
Lines of three go forward and back
Just the ends star thru
Pass thru and circle up three
Head gents break to lines of three
Lonesome girls lead to the right, circle up four
Head gents break to lines of four
Star thru, dive thru
Pass thru, star thru
Cross trail thru, left allemande

Allemande left your corner girl
Pass right by your own
Right hand 'round that right hand girl
Allemande left your new corner girl
Pass by your own without a whirl
New right hand lady with a right hand 'round
New corners left like a courtesy turn
Four ladies chain across
To a left allemande

Head two ladies chain to the right
New side ladies chain across
Heads half square thru
With the sides half square thru
Move on to the next
Two ladies chain
Turn that girl and star thru
Dive thru, pass thru
Right and left thru the outside two
Two ladies chain, star thru
Half square thru
Outsiders stay facing out
Centers half square thru
Separate go around just one
Everybody half square thru
As couples move on to the next
Star thru, pass thru
Left allemande

Heads cross trail thru
Go around just one to a line of four
Straight across all star thru, dive thru
Pass thru, star thru
Pass thru and bend the line
Star thru, circle four half way 'round
Dive thru, circle four half way 'round
Pass thru, star thru
Just the ends pass thru
Go around just one into the middle
Pass thru, left allemande

Side couples right and left thru
Head ladies chain
Now square thru three quarters
Separate and go around two
Into the middle and star thru
California twirl and circle up four
Head gents break to lines of four
Pass thru, all turn right to single file
Girls roll back to the corner man
Allemande left and right and left grand

Head ladies chain three quarters
Side men turn them with an arm around
Lines of three go forward and back
Just the ends star thru
Square thru four hands, circle up three
Men break to lines of three
Go forward up and back in time
Pass thru, U turn back
Lonesome men pass thru
Go around just one to a line of four
Lines go forward up and back
Pass thru, bend the line
Star thru, California twirl
Centers pass thru, star thru
Pass thru, bend the line
Right and left thru, ladies chain
Star thru, dive thru
Square thru three quarters
Left allemande

SINGING CALL ADAPTATION

The adaptation which follows is a simple prompted quadrille that has particularly good flow. Although it contains the grand flutter wheel figure which is not within the Basic Program plateau, dancers should have no problem with the figure once flutter wheel has been taught.

SUNSET QUADRILLE

By Ken Kernen, Phoenix, Arizona

Music: Queen's Quadrille — MacGregor 7695
Prompt the action as follows:

Intro — — — —, **All four ladies flutter wheel**
1-8 — — — —, **Join your hands and circle left**
9-16 — — — —, **Four men reverse flutter wheel**
17-24 — — — —, **Take this lady, promenade**
25-32 — — — —, **Heads (sides) wheel right and left thru**
33-40 — — — —, **Star thru, pass thru**
41-48 **Swing** — and promenade, — — — —
49-56 — — — —, — — — —
57-64 — — — —, **(All four ladies flutter wheel)**
Etc. . . .

SEQUENCE: Figure through four times.



Mona

Unsurpassed and unchallenged
by any other petticoat
in the world,


Mona of
Hollywood is the
style and quality
by which all other
petticoats have been
measured for more
than a third of a century.

Sold exclusively through better
square dance shops and western wear
stores from coast to coast.

If your dealer doesn't already stock
Mona's petticoats and pettipants,
suggest he get in touch with us.

After all, you deserve the best.

MONA OF HOLLYWOOD
12990 Branford Street, Suite 0
Arleta, California 91331
Phone: (213) 767-3186



SONSHINE SQUARE
440 So. 104 E. Ave.
TULSA, OKLAHOMA
74128
918-838-0890

NEW RELEASES
FULTON COUNTY FAIR
By Warren Moseley
ABLE BODIED MAN
By Mel Carter
ARE YOU TEASIN'
By Maurice Pinalto
HOW MUCH TIME DOES IT TAKE
By Mel Carter

TULSA COUNTY HOEDOWN

NAME BADGES

NAME ONLY, TOWN AND/OR CLUB **\$1.25**

Illinois Residents—add 5% sales tax.
Any state shape, with name and town
\$1.50 ea. and up

WRITE FOR A NEW FULL LIST OF
ACTIVITY BADGES AND NEW BROCHURES



We make and design any shape badge.
Enclose sketch and quantity of initial order
for our prices.

Write for brochure and full information

A TO Z ENGRAVING CO.
1150 Brown St., Wauconda, Ill. 60084

WAGON WHEEL RECORDS

"THE RECORD DESIGNED . . . WITH THE CALLER IN MIND"



FLIP SQUARES


WW 101 BA SA NOVA
PATTER

WW 109 KING OF THE
ROAD

NEW HOEDOWN

WW 134 "THUNDER"/"RAIN"

ATTENTION: All dealers—Order all New Records from
ROCKY MOUNTAIN DISTRIBUTING CO.
10101 E. Colorado Ave., #4 • Denver, Colorado 80231



**CALLER
of the
MONTH**

Gerald McWhirter —
Oklahoma City, Ok.

A BIG SPOTLIGHT will shine on Gerald and Sally McWhirter on March 17th. "Silver Spur" of Oklahoma City will celebrate its own 30th Anniversary and Gerald's 30th Anniversary as its club caller with a special dance. It will be held in the Made for Oklahoma Building at the State Fairgrounds with a number of callers and all the trimmings, and will be free to all dancers and callers.

Gerald began calling in 1948 and has called for an ever-lengthening list of clubs and special affairs. A member of CALLERLAB and of Oklahoma's State and Central District Callers Association, he has done considerable work for Oklahoma City's two National Square Dance Conventions. He devotes most of his calling time at present to his three local clubs, two of which sponsor a beginners class each year.

In 1960 Gerald became a staff member for Clearfork Labor Day Weekend beside Lake Texoma in southeast Oklahoma. He now serves as director for the event, which offers a large staff of callers for almost continuous dancing for dancers from Oklahoma, Texas, Arkansas and Louisiana. Recently he has recorded two singing calls, "Red Headed Baby of

SQUARE AND ROUND DANCE RECORDS BY MAIL



- In Business since 1949 at same location.
- Same day service on most orders.
- Catalog upon request. Include \$1.00 postage & handling.
- One of the largest stocks in the Southwest.
- Quantity purchase discounts.



MAIL ORDER-MASTER RECORD SERVICE

P.O. BOX 7176 • PHOENIX, ARIZONA 85011 • TELEPHONE: (602) 279-5521

Mine" and "Fireball Mail."

Gerald and Sally enjoy the affection and respect of an incalculable number of dancers and callers, along with an excellent reputation for the roofing company which they own and operate. Their remaining time goes to their two daughters and their families, and to golf and bridge.

There is no way to measure the huge contribution Gerald has made to the world of square dancing. The double 30th Anniversary alone is a highly noteworthy achievement and dancers everywhere are invited to join the celebration. — *Kathy Bearman*

(LETTERS, continued from page 3)

many that these square dancers are not set aside by other square dancers, only governments can do that. Let us keep this common bond and actively promote the international friendship of the Do-Si-Do world.

Lothar Merker
Philippines

Dear Editor:

I found your Handbook Series on Plus Movements interesting and informative. I do believe there is an error in one of the Tea Cup chain pictures. The middle one on the second page of this move seems to be reversed. Will you let me know if I am correct. Keep dancing!

Frank Chionchio

Massapequa, New York

How right you are! Thanks so much for bringing the error to our attention. If you'll look closely at that center picture, you will discover that the negative was reversed — check the side man. We'll correct it for future reprints. You have sharp eyes. — Editor.

Dear Editor:

We live in and call for a one-club (5 to 6

Everything for the Dancer

Full line of apparel for ladies & gents.

PETTICOATS: Asst. colors. S, M, L,
\$13, \$18, \$27. PETTIPANTS:

Mid-thigh, rows of lace. Asst. colors.
S, M, L, XL, \$8.

DANCE SHOES by Ringo, Classic and
Majestic. M, N widths.

Brochure on request.

2228 Wealthy Street S.E.
Grand Rapids
Michigan 49506

Phone 616 - 458-1272



Mail and
Phone
Orders promptly
filled.

★ BADGES ★



FREE SAMPLES FOR CLUB BADGES
SEND SKETCH & QUANTITY FOR
OUR SAMPLE & QUOTATION

Write for free literature and order forms.



★ SPECIAL EVENT AND
VISITATION BADGES
From
\$25.00 per 100

★ FUN BADGES ★ CONVENTION
BADGES BADGES

DENVER, COLORADO			
BAR	\$1.15	EMBLEM	\$1.50
Ca. S/Tax	.07	Ca. S/Tax	.09
Each	\$1.22	Each	\$1.59

Plus \$1.00 per order postage and handling.

Have you square danced 1000 miles or more from home?

If so—YOU can become a "ROVER." A caller's OK will qualify a couple if they have completed the mileage requirement. Hang your Rover Emblem on a Bar engraved with the Town and State where you visited and danced.

BLUE ENGRAVERS

P.O. Box 1070 (213)
San Pedro, CA 90731 833-1581

"ORIGINALS IN SQUARE DANCE BADGES"
For over 25 years

ARMETA

The Original Fun Club Badges

Send for list

ARMETA, Dept. M

P.O. Box 22221

Milwaukie, Oregon 97222

RECORDS

MELODY INC.



Harold Thomas



Jerry Biggerstaff



Bob Ferrell



Danny Thomas

- MEL-104 CAROLINA SUNSHINE MAID
by HAROLD THOMAS
 - MEL-105 SLIPPING AWAY by HAROLD THOMAS
 - MEL-106 MANJO HOEDOWN
 - MEL-107 LOOKOUT MOUNTAIN
by JERRY BIGGERSTAFF
 - MEL-108 I CAN'T WAIT ANY LONGER
by HAROLD THOMAS
 - MEL-109 DON JUAN by DANNY THOMAS
 - MEL-110 WE BELIEVE IN HAPPY ENDINGS
by BOB FERRELL
 - MEL-111 LOVE OR SOMETHING LIKE IT GOT A
HOLD ON ME by BOB FERRELL
Music by the MELODY MEN
- MELODY RECORDS, INC.
ROUTE 8, BOX 295-A ROCK HILL, S.C. 29730

square) community in Northeast New Mexico and are somewhat isolated from the major square dancing activities of a metropolitan area. This makes it difficult for some of our dancers to go out and "rub elbows" with the great world of square dancing. Sharing our monthly copy of SQUARE DANCING has been a joy but it's time for our members to have their own. With the magazine getting better and more valuable with each issue, and there being always something for everyone at all levels in each publication, I want to distribute the latest issue to various club members in hopes of building their interest further. This will certainly create a huge picture window through which they can view, and have a certain access to the great world of square dancing and its total program. Hopefully, it will also create some new members for ASDS. Keep up the fine work and thank you for your assistance.

Grady and Ruth Greene
Las Vegas, New Mexico

Dear Editor:

The current series of articles on caller training are just the mightiest, something that we out here have wanted for a long time. Thank you very much.

Trevor Gordon
Auckland, New Zealand

Dear Editor:

I would like to comment on the last CALLERLAB Quarterly Selection, Grand Weave. To me it is not a smooth moving movement. I think more emphasis should be given to the movements that are smooth. I, myself like the grand que better. As a matter of fact, not much use in having quarterly selections as they are only called a few times and

FOUR BAR B RECORDS

— presents —

NEW RELEASES

- 6001 - Tulsa Time — Bob
 - 6002 - Paint This Old Town Blue — Bill The Quality Sound
 - 6003 - Ozark Romp — Patter
flip side called — Bill & Bob
- featuring -
The Bradsmen

Produced By: B.J. Carnahan
Four Bar B Records, Inc.
Box 7-11

Macks Creek, MO 65786
(314)-363-5432



Bob Carmack
215 E. Rockwood
Springfield, MO 65807
(417) 887-8451



Bill Owsley
Route #2
Buffalo, MO 65622
(417) 752-3622

CERTAIN HITS in NEW RELEASES!



Larry Jack



Marv Lindner

Produced by Larry Jack
200 Olinda Drive
Brea, California 92621

WINDSOR RECORDS
Distributed by
Twelgrenn & Corsair

- W-5075 **Fast Train to Georgia**
by Mark Patterson
- W-5076 **Driftwood (Hoedown)** by Larry Jack
- W-5077 **Moody Blue** by Alan Schultz
- W-5078 **Marlene (Hoedown)** by Marv Lindner
- W-5079 **You Light Up My Life**
by Larry Jack
- W-5080 **Gypsy Feet** by Gary Weston

- Round Dances*
- 4758A **Rhumba Pete** by Pete & Carol Metzger
 - 4758B **Anytime** by Emmett & Monette Courtney
 - 4759A **Home in Indiana**
by Emmett & Monette Courtney
 - 4759B **Sleepy Lagoon** by Emmett & Monette Courtney
 - 4760A **Second Hand Store** by Art & Evelyn Johnson
 - 4760B **Swing Away the Blues**
by Eddie & Audrey Palmquist
 - 4761A **Baby Cha** by Hi & Cookie Gibson
 - 4761B **Candlelight Waltz**
by Emmett & Monette Courtney

then you don't hear them anymore. Seems like a person can't go to a dance without having workshop all night. Every caller wants to have something different. How can you expect the dancers to stay, especially those who can't dance several times each week?

R. M. Spoden
Cold Spring, Minnesota

Dear Editor:

A couple of corrections — our own address is Hamburg, not Harrisburg as printed on our Contra article (SQUARE DANCING, October, 1978). That's a logical typo and happens

frequently. Also, NEFFA has moved. Their new address is New England Folk Festival Association, Inc., 74 Flett Road, Belmont, Massachusetts 02718. . . . Keep up the excellent work in presenting dancing in its broad spectrum.

Betty and Jack Hanf
Hamburg, Pennsylvania

Dear Editor:

Your publication is GREAT and we refer to it constantly, especially at our Staff meetings. Thanks for being so helpful and making our work that much easier. We are a very mini

Is there a Callers' School in YOUR Future?

If you have been square dancing a fair amount of time and if you now have a desire to go further in order to teach others to dance and to call for their clubs, or if you are now calling and feel that you would like to do a more polished or professional job — then a callers' school could be your answer.



Lee Heisei

The SIOASDS School (at Asilomar, in California) can help

Here's What the West Coast Callers' School Offers You: A remarkable, concentrated course conducted by one of the fine veteran (CALLERLAB accredited) caller coaches, Lee Helsel. While the course follows the CALLERLAB curriculum, Lee adjusts the material to fit those individuals enrolled. Each participant will have an opportunity to call, several times for evaluation and critique, and you'll be offered suggestions on personal points in your calling that need to be worked on after the course is over. It's an opportunity of a lifetime.

JULY 22-27, 1979

For more information write: West Coast Callers' School at Asilomar
Sponsored by The Sets in Order American Square Dance Society
462 North Robertson Boulevard, Los Angeles, California 90048

YOUR OWN CLUB STICKERS

FOR EITHER SIDE OF GLASS

THESE ARE DECAL TYPE STICKERS
wet the decal and transfer to desired surface



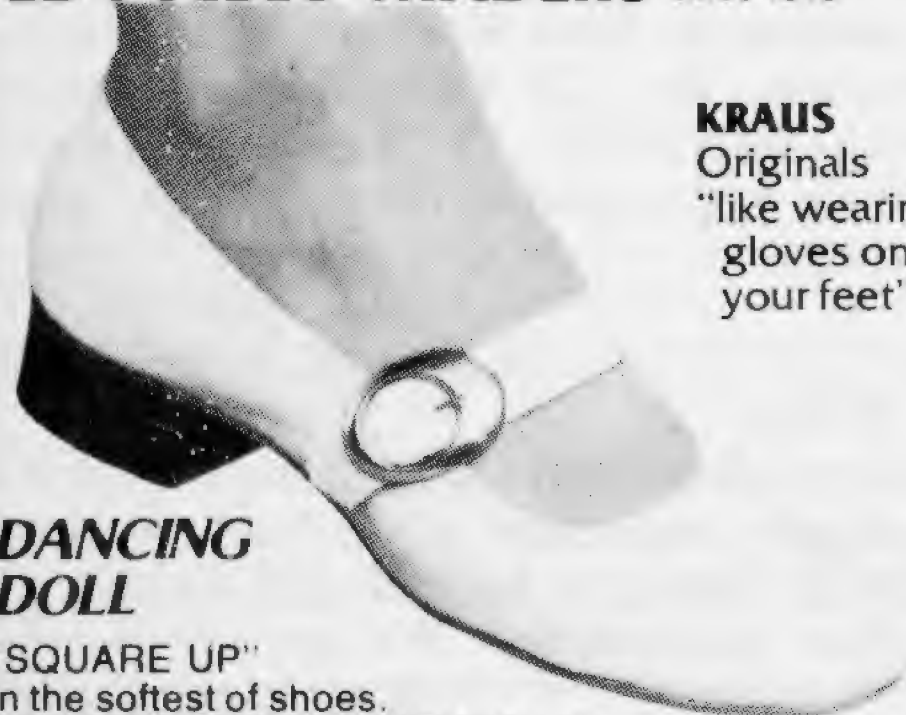
MAREX Co.

MINIMUM ORDER 10
LESS THAN 100—35¢ EACH
100 OR MORE 30¢ EACH

"Send for free catalogue
on badges, stickers,
accessories, etc."

Box 371, Champaign, Ill. 61820

OLD PUEBLO TRADERS since 1946



KRAUS
Originals
"like wearing
gloves on
your feet"

DANCING DOLL

"SQUARE UP"
in the softest of shoes.

GENUINE GLOVE LEATHER with
elasticized throat and buckled strap for perfect fit.
Genuine Leather sole and foam cushioned insole for
comfort that keeps you dancing. Colors to match every
outfit. **YELLOW, LT. BLUE, PINK,
WHITE, BONE, BLACK.**
Combination sizes 6-10½N, 5-10½M.

FREE CATALOG with order

\$17.95

plus \$1.95 p&h

in **GOLD or SILVER** **\$18.95**

plus \$1.95 p&h


**SATISFACTION
GUARANTEED**

OLD PUEBLO TRADERS Dept. SD3DD
600 S. Country Club, Tucson, Arizona 85716

Call for charge orders: 602-795-1281

Dept. SD3DD

Enclose \$1 For Fashion Catalog (refundable with first purchase)



group with a maxi goal — that of satisfying our dancers.

Betty Wolf, Assoc. Editor
PEN-DEL FED-FAX

Dear Editor:

Thanks a lot for the premium certificate. I return it herewith together with a cheque for U.S. \$11, and look forward to receiving the records in due course. Once again, I would like you all to know that I always look forward to the monthly copy of the magazine. As you say, it keeps us in touch with square dancing in all parts of the world. As a matter of fact, my wife and I and our daughter are hoping to visit a square dance club in Oslo, Norway, next year during our holidays. Lots of our friends have visited Germany, Canada and the U.S. during the past year, so as you can imagine we get together for a fun way and realize that square dancing is indeed, worldwide. We are always pleased when dancers from the U.S. and Canada visit our clubs and I feel sure that your magazine does an awful lot of work by keeping us in touch with each other. Keep up the good work. Fondest regards to you all.

George Rouse
London, England

Dear Editor:

I enjoyed reading Wendy Guss' letter. Is it time perhaps to reverse the trend of hiring "name" callers in order to attract large groups, and start trying to be less commercial? As impractical as it may seem, none of us joined square dancing with the idea of being a magazine editor, caller, or federation chairperson. We stayed with our little groups because it was personal and friendly. The level of dance and who called it was not important if we had fun, and if we didn't, it wasn't the caller's fault,

scope records

New Release

SC 636 Am I Blue

Called by: Jay Henderson



Jay Henderson

Recent Releases

- SC 635 Yodeling Katie
- SC 634 Jeepers Creepers
- SC 633 Sweet, Sweet Smile
- SC 632 Sweet Sue
- SC 631 Don't Keep Me Hanging Around
- SC 630 Happy Birthday Medley

Hoedowns To Swing By

- SC 325 Ban Ho/Sans Ban Ho
- SC 323 High Gear/Long John
- SC 321 Scope Dolly/
Cripple Creek
- SC 319 Queen Bee/
Walk Right Up
- SC 315 Boomerang/
Banjo Boomer
- SC 312 Handy/
San Luis Ramble
- SC 311 Ruby/
Ruby's Fiddle

P.O. BOX 1448, SAN LUIS OBISPO, CA. 93406

A New Look for Square Dancers

A GINGHAM JUMPER

Cute as a button



Elastic inserts in belt
Back zipper Pocket in bib

Use with a blouse
or a pant blouse

35% Cotton, 65% Polyester

Even sizes
6 thru 18

\$19.98



HOURS:
Tues., Wed., Thurs.,
Sat. 11-5
Fri. 11-9
Closed Sun. & Mon.

RUTH & REUEL
deTURK
1606 Hopmeadow St.
Simsbury, Ct. 06070
Phone: 203-658-9417

#607 in Red, Navy, Green or Brown Check

#696 in Denim Blue or Denim Poppy

Men's shirts to match, check Gingham sizes 14½ - 17 **\$12.98**

White Pant Blouse Nylon Tricot S/M/L/XL **\$14.98**

Cotton/Dacron S/M/L/XL **\$13.98**

Shipping Chg. Single item \$2.00; 2 or 3 items \$3.00
Conn. Residents add 7% Sales Tax

it was ours. I enjoy dancing with "Flip" at crowded halls (I never had a chance to dance to him when it wasn't) as much as I do at an amateur night. But what I enjoy most of all is being part of what is going on, and the larger the group, the harder that gets.

Jim Jenkins
San Angelo, Texas

feel so much better than when we started. We are taking repeat lessons at present to build confidence so we will get on the floor at regular dances. Our only regret is that we didn't start earlier in life — we feel that we have missed a lot of fun. We really enjoy the articles in SQUARE DANCING. It gives us many helpful hints.

Mrs. Richard Teague
Midland, Texas

Dear Editor:

Last spring my husband and I started taking square dance lessons. Since then we have both celebrated our 60th birthday, and both

Dear Editor:

Just a short note to let you know what is

**Now Available — Two New
PATTER CALLING GUIDEBOOKS by Bill Peters**

- ✓ **SIGHT CALLING MADE EASY**
Now, for the first time, a complete book devoted exclusively to the HOW and WHY of Sight Calling. Learn how to successfully improvise your patter presentations with this easy-to-read Guidebook. More than 60 pages covering all sight calling skills. This book is a MUST for all callers who want to learn to sight call — or who are anxious to improve their ability to call patter extemporaneously **\$7.95**
- ✓ **THE MIGHTY MODULE**
Learn how to use modules as a primary patter-building tool. Clearly written text covers the Dynamics of Modern Choreography, Modular "Building-Block" Techniques, "Mix-and-Match" Techniques to accommodate all dance levels, plus special 8-page Appendix with numerous examples of all module types **\$6.95**
- ✓ **SPECIAL COMBINED VOLUME**
Since many successful callers use both Sight AND Modular techniques, we are also offering both of the above-described Guidebooks — combined and bound into a single volume — at this special reduced money-saving price **\$12.95**
- ✓ **ALSO AVAILABLE "MODULES GALORE"**
An extra-large collection of modules designed to serve as a supplement to "The Mighty Module." Hundreds of effective dancer-tested modules personally selected by the author from his own extensive collection **\$4.95**
- ✓ **HOW TO ORDER**
Order postpaid by sending check or money order to:
BILL PETERS, 5046 Amondo Drive, San Jose, California 95129
Californians add 6% sales tax; from Canada or overseas, U.S. funds, please.
Add 5% for air mail.



SQUARE 'EM UP WITH HI-HAT & BLUE RIBBON SQUARE DANCE RECORDS

Brand New on Hi-Hat

HH 5001 "EVERY NOW & THEN"
by Ernie Kinney

Brand New on Blue Ribbon

BR 225 "TIL THE WELL RUNS DRY"
by Jerry Hightower
BR 1002 "VALENTINO TANGO"
Round Dance by Gloria Roth

Recent Releases on Hi-Hat

HH 499 "SWEET FEVER"
by Ed Fraidenburg
HH 498 "SHE CAN PUT HER SHOES
UNDER MY BED"
by Ernie Kinney

Produced by Ernie Kinney Enterprises, 3925 N. Tollhouse Rd., Fresno CA 93726

Distributed by Corsair-Continental Corp & Twelgrena, Inc.

going on here. 3WJ Stereo Country Music Radio Station has agreed to work in conjunction with me to produce a square dance radio show. The program is aired every Sunday night at 8:45 for 15 minutes and is entitled "The Eddie Powell Square Dance Show." We will try to feature any new records that come out (playing the side with calls) and telling a little about the caller and his hometown. We will also make announcements as to up coming dances, etc. We are hoping for support from the square dance recording industry to pro-

vide the records (free of charge, of course). All records should be forwarded to my home.

Eddie Powell
1699 Brice Road
Reynoldsburg, Oh. 43068

Dear Editor:

Just sent 200 square dance diplomas to Ecuador . . . never ceases to amaze me what a worldwide activity this business has become. We have items now in Norway, New Zealand, Island of Malta off the coast of Italy, England, Korea, Canada of course, and Mexico. The

Meg Simkins

119 Allen Street
Hampden, Mass. 01036

*Everything
for SQUARE DANCERS*

Please send for our
Free Catalog

P-700 Nylon Ruffles

100 yards of soft Nylon Ruffling is used to trim this very full three skirt nylon "horsehair" bouffant. This is not only a very durable, but beautiful garment. Heavy elastic waistline is double stitched for comfort and long wear.

Colors:

- White/White ruffles
- White/Pink ruffles
- White/Blue ruffles
- White/Multi-colored ruffles
- Pink, Blue & Yellow

- Black/Black ruffles
- Red/Red ruffles
- Soft Pink/Soft Pink ruffles
- Yellow/Yellow ruffles
- Blue/Blue ruffles
- Brown/Brown ruffles
- Orange/Orange ruffles

Sizes: Small, medium, large
Length: 19" 21" 23"
Please give waist size & length desired

\$19.50



Handling
\$1.50 each

BADGES BY PROFESSIONALS

GUEST
VISITATION BADGES

Over
15 Years of
Service to
Square Dancers

CLUB AND
FUN BADGES

*Send CLUB BADGE With Order for Design
*\$25.00 per 100 Minimum
Plus \$5.00 One Time Die Charge
*All orders Prepaid with \$1.00 postage

*New Methods to Make Your
Club Badges Stand Out
*Send Sketch or Present Badge
for Estimate and Sample

Delron's of **DELL Enterprises**

P. O. Box 364, Lemon Grove, Calif. 92045
(714) 469-2109

longer we are in business, the more fun it becomes (more work too!). Oh, yes, forgot to add our new friends and good customers in Saudi Arabia. We have a Newcomb machine just recently sold to them plus your Sets In Order records, too.

Palomino Square Dance Service
Minneapolis, Minnesota

Dear Editor:

We have been square dancing for over twenty years, enjoyed it very much and still do. But what seems to be missing is the violin

music in the records they are turning out the last couple of years. Violin music is a very good turn on for square dancing. I really do miss it for proper rhythm. Thank you kindly.

William and Helen Jespersen
Minneapolis, Minnesota

Dear Editor

Everything that has been said *GOOD* about your *SQUARE DANCING* magazine, I wholeheartedly agree with. Thanks.

Roland Dion
Holly Hill, Florida



Rocky Strickland



Billy Lewis



C.O. Guest

KALOX-Belco-Longhorn

NEW ON KALOX

K-1233 EASY MONEY/JOHNNY DOLLAR Hoedown

RECENT RELEASES ON KALOX

K-1232 WHOSE HEART ARE YOU BREAKING NOW

Flip/Inst. Caller: C.O. Guest

K-1231 CLOGGERS SPECIAL/CLOGGERS DELIGHT Hoedown

K-1230 CIDADE MARAVIL HOSA Flip/Inst. Caller: Vaughn Parrish

NEW ON LONGHORN

LH-1026 THINGS I TREASURE Flip/Inst. Caller: Rick Smith

RECENT RELEASES ON LONGHORN

LH-1025 WAIT TILL I GET MY HANDS ON YOU

Flip/Inst. Caller: Guy Poland

LH-1024 JACKSON Flip/Inst. Caller: Jim Hayes

LH-1023 PROMENADE MIXER Flip/Inst. Caller: Rocky Strickland

NEW ON BELCO

B-284A SAN ANTONIO ROCK Two-step by Ken Croft & Elena deZordo
1st band music only; 2nd band cues by C.O. Guest

B-284B ACROSS THE ALLEY Two-step by Richard & JoAnne Lawson
1st band music only; 2nd band cues by Richard Lawson

RECENT RELEASES ON BELCO

B-283 MOLLY'S FOLLY cues by C.O. Guest/

MR. SATURDAY NIGHT cues by Bill Tracy

B-282 GONNA WRITE MYSELF A LETTER cues by Rocky Strickland/
FUN AND FROLIC cues by C.O. Guest

B-281 SWEETHEART cues by Norman Teague/

HARMONY TWO-STEP cues by C.O. Guest

PRODUCED BY KALOX RECORD DISTRIBUTING CO.

2832 LIVE OAK DRIVE • MESQUITE, TEXAS 75149 • Phone (214) 270-0616



John Saunders



Guy Poland



Bailey Campbell

LOCAL DEALERS

Stores handling square dance records and books anywhere in the world are listed in these pages. For only \$10.00 per month, your listing will reach 80,000 square dancers, many of them potential record buyers. For information regarding these special listings write SQUARE DANCING Advertising, 462 North Robertson Blvd., Los Angeles, California 90048. Our Telephone: (213) 652-7434. Attention: Adv. Mgr.

★ **ARIZONA**

CLAY'S BARN
P.O. Box 2154, Sierra Vista 85635

★ **CALIFORNIA**

ROBBIE & FAY'S S/D APPAREL
& RECORDS, 976 Pearl St., Napa 94558

ROBERTSON DANCE SUPPLIES
3600-33rd Avenue, Sacramento 95824

BOB RUFF RECORDS
8459 Edmaru Ave., Whittier 90605

★ **CANADA**

GLAMAR DANCE CRAFT LTD.
3584 E. Hastings, Vancouver, B.C.

THOMASSON SQUARE DANCE
SPECIALTIES
121 Barrington Ave., Winnipeg, Man.
R2M 2A8

★ **COLORADO**

S.D. RECORD ROUNDUP
957 Sheridan Boulevard, Denver 80214

★ **FLORIDA**

ROCKIN' RHYTHMS/LISTENING POST
Box 528, Casa Vista Drive
Palm Harbor 33563

★ **GEORGIA**

C-M WESTERN WEAR
3820 Stewart Dr., Doraville 30340

★ **ILLINOIS**

CROSS-COUNTRY RECORD SERVICE
7145½ W. Belmont, Chicago 60634

★ **INDIANA**

B-BAR-B SQUARE DANCE APPAREL
& RECORDS, 6313-6315 Rockville Rd.
Indianapolis 46224



SINGING CALLS

I LIKE TO BE WITH YOU — Hi-Hat 497

Key: F Tempo: 128 Range: HB Flat
Caller: Jerry Schatzer LC

Synopsis: Complete call printed in Workshop.

Comment: Easy relaxed dancing with simple figure. Callers should have no problem with melody. Dancers were mixed in their overall complete acceptance as to an exceptional record. The alternate figure offers a choice by callers. Rating: **

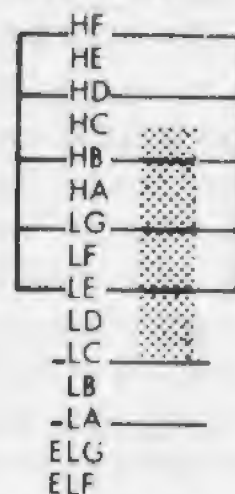
TURN ON YOUR LIGHT — Thunderbird 188

Key: D Tempo: 130 Range: HD
Caller: Bud Whitten LC

Synopsis: (Break) Four ladies chain three quarters — join hands circle left — allemande left and allemande thar — forward two men back

HOW TO USE THE RECORD REPORT

To get the best possible analysis all singing calls are checked and rated by two sources. First, a rating is made by a square of dancers that actually dances to each record. The records are then sent to another reviewer who rates them on recording quality, instrumentation, clarity of commands, and body mechanics. The final "star" rating is based on a consensus of the reports from both. In all cases and unless otherwise noted, it may be assumed that singing calls are recorded in a medium range. In the case of hoedowns the key will be included.



Each report gives an analysis of the record and the dance. The shaded area in the chart indicates the voice range used by most recording companies. By comparing the voice range letters in each analysis with those on the chart, you should be able to determine the record's suitability to your voice. Occasionally a report will be starred (*) in which case you will find the call reproduced in the Workshop section of the same issue.

Some of the square dance records reported will have rating symbols at the end of the "Comment" section. These represent the opinion of the reviewing committee. Symbols used indicate as follows: ☆Average, ☆☆Above Average, ☆☆☆Exceptional, ☆☆☆☆Outstanding.

up star — slip the clutch — left allemande — do sa do — left allemande — promenade (Figure) Heads square thru four hands — corner do sa do — swing thru — boys run right — ferris wheel — spread — star thru — square thru three quarters — swing corner — promenade.

Comment: A repeat of a tune recorded by another company but still well done. Figure is Mainstream and danced easily by dancers. Called very well by Bud. Most callers should be able to handle without problems.

Rating: **

DELTA DIRT — C Bar C 541

Key: F Tempo: 120 Range: HD
Caller: Bronc Wise LC

Synopsis: (Break) Circle left — left allemande corner — do sa do home — four ladies promenade one time — turn partner by right — left allemande — swing own — promenade (Figure) One and three square thru four hands — do sa do corner — star thru — right and left thru — flutter wheel once around — sweep one quarter more — veer to left — wheel and deal — swing corner — left allemande — promenade.

Comment: Danceability seems the key to the success of this record. Dancers enjoyed the movements though two right hand movements by men on star thru and right and left thru could have been smoother with a slide thru instead of star thru. Good instrumental with nice beat.

Rating: **

WALKING ON NEW GRASS — Chinook 018

Key: B Flat Tempo: 128 Range: HD
Caller: Daryl Clendenin LB Flat

Synopsis: Complete call printed in Workshop.

Comment: Good choreography and well recorded instrumental makes this release one of

LOCAL DEALERS

★ MASSACHUSETTS

PROMENADE SHOP

Square Acres, Rte. 106,
East Bridgewater 02333

SUE'S SPECIALTY SHOP

374 Old Boston Rd., Rt. 1
Topsfield 01983

★ MINNESOTA

FAIR N' SQUARE RECORD SHOP

Div. of Palomino S/D Service, 7738 Morgan
Ave. So., Minneapolis 55423

STORES handling square dance records are welcome to write SQUARE DANCING for information regarding a listing on these pages.

J-J RECORD

1724 Hawthorne Ave., E., St. Paul 55106

★ NEVADA

FOUR SQUARES DANCE SHOP, INC.

145B Hubbard Way, Reno 89501

★ NEW JERSEY

DANCE RECORD CENTER

10 Fenwick St., Newark 07114

★ NORTH CAROLINA

RAYBUCK'S RECORD SERVICE & CALLERS

SUPPLY, Rt. 1, Box 212, Advance 27006

★ OHIO

CLAWSON ENTERPRISES

3780 Thornton Dr., Cincinnati 45236

F & S WESTERN SHOP

1553 Western Avenue, Toledo 43609

★ OKLAHOMA

KEN JOHNSTON'S COUNTRY STUDIO

Star Rt. A, Box 1, Kingston 73439

★ OREGON

PROMENADE SHOP

11913 N.E. Halsey, Portland 97220

★ TENNESSEE

THE DO-SI-DO SHOP, INC.

1138 Mosby Rd., Memphis 38116

★ TEXAS

BIG "T" RECORD SHOP

5620 Gum Dr., Fort Worth 76119

EDDIE'S & BOBBIE'S RECORD SHOP

P.O. Box 17668, Dallas 75217

★ VIRGINIA

BIG "O" RECORD SERVICE

P.O. Box 786, Springfield 22150

★ WASHINGTON

DECKER'S RECORDS

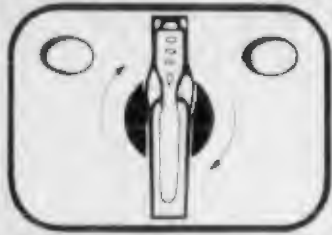
E. 12425 Trent Ave., Spokane 99206

RILEY'S RANCH CORRAL

1006 Southcenter Mall, Seattle 98188

BADGE HOLDERS for ALL pin-on badges!

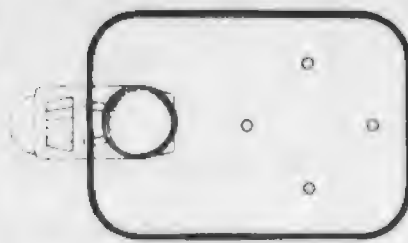
SWIVEL 360° CLIP-ON



The clip swivels a full 360°—permitting badge to be clipped to any type of garment.

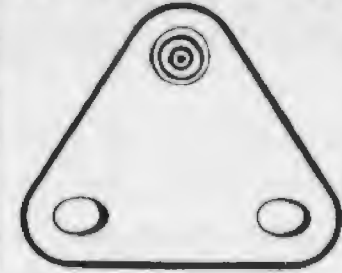
® TM REG. U S PAT OFF

CLIP 'N SNAP



A clip-on for any garment. Snap off the clip—it's a snap-on for a western shirt pocket.

DOUBLE SIDED SNAP-ON



Snaps between, and to both, pocket and pocket flap of a western shirt.

At Your Square Dance Shop and Badge Maker DEALERS: Write for brochure for full information.

Don Hadlock, 24813 Broadmore Ave., Hayward, CA 94544

Chinook's better ones. Callers will probably enjoy the drive that is potentially available if the caller wants to exercise it. Seems fast in one place but dancers handled it successfully. Rating: **+

LAW ENFORCING MAN — C Bar C 540

Key: C Tempo: 135 Range: HE
Caller: Curt Davis LC

Synopsis (Break) Left allemande corner — walk back a do sa do — left allemande — weave ring — do sa do — promenade (Figure) Head couples promenade halfway — down middle right and left thru — flutter wheel — sweep one

quarter more — pass thru — do sa do — eight chain four — swing corner — promenade.

Comment: Good country style music with solid beat that would be hard to stray from. Instrumental is well executed as seems to be normal with the C Bar C label. Mainstream figure offers nothing outstanding. This record could very easily have been selected for Workshop section. Rating: **

GYPSY FEET — Windsor 5079

Key: B Flat Tempo: 132 Range: HC
Caller: Gary Weston LF

Synopsis: (Break) Allemande left alamo style —



Ron Nelson

RED BOOT ENTERPRISES

RB 239

ALL OF ME

by Ron Nelson

RB 238

BOOGIE GRASS BAND

(discontinued)

RB 904

I'M SO LONESOME (round)

by Ray and Bea Dowdy

RBS 1247

I'M GETTIN' HIGH (On Love)

by Elmer Sheffield, Jr.

SM 1002

LUCY AIN'T YOUR LOSER

LOOKIN' GOOD

by Bill Volner

GS 709

SHIRLEY JEAN BERRELL

by Cal Golden

JK 6018

MINSTREL MAN

by Ken Anderson



Don Williamson



Ray & Bea Dowdy



Cal Golden



Ken Anderson



Elmer Sheffield



Bill Volner



RED BOOT ENTERPRISES
ROUTE 8 COLLEGE HILLS
GREENVILLE, TENNESSEE 37743

Now available on reel or cassette: Instructional tapes for Advance Level and Beginning Challenge Dancing as called by Lee Kopman. For detailed information write to Red Boot Records.

balance — swing thru — forward two — balance again — swing thru — forward two — turn thru — left allemande — weave ring — do sa do — promenade (Figure) One and three square thru four hands — do sa do corner — curlique — scoot back — boys run around that girl — star thru — dive thru — square thru three quarters — swing corner — promenade.

Comment: Music on called side seemed to be recorded in lower level than usual releases. On alternate figure with called side, movements of peel the top and explode the wave are used. Record could be used as a hoe-down. Average tune. Rating: **

GOTTA QUIT LOOKIN' AT YOU BABY — Red Boot 2237

Key: E Flat & F **Tempo:** 132 **Range:** HD
Caller: Ralph Fulkerson **LB Flat**

Synopsis: (Break) Four ladies circle left — swing own — join hands circle left — allemande left — weave ring — swing — promenade (Figure) Four ladies chain across — heads promenade halfway — lead to right circle four — break make line — forward eight and back — star thru — do sa do — eight chain two — pass thru — swing corner — promenade.

Comment: Standard music of Red Boot with heavy accented steady beat. Average tune and figure with nothing outstanding but overall a satisfactory release. The music makes it acceptable. Rating: **

THE LAST BLUES SONG — Chinook 019

Key: F **Tempo:** 130 **Range:** HA
Caller: Randy Dibble **LD Flat**

Synopsis: (Break) Four ladies promenade — swing at home — join hands circle left — left allemande — weave ring — do sa do — promenade (Figure) Heads promenade half way — down middle curlique — walk and dodge — swing thru one time — boys run right — bend the line — go up and back — right and left thru — slide thru — square thru three quarters —



1 line "Slim Jim" \$1.00
Name only
regular size \$1.10
Name and Town or
design \$1.25
Name and town and
design (pictured) \$1.50
Name and town and
design and club name
\$1.75

ANY STATE SHAPE \$2.00 UP EACH

We Design Club Badges

Order Any Badge in Any Blue, Green, Brown, Red,
Color—Black, White, Yellow, Walnut.

Send Check With Order

Add 5¢ per badge for postage

PAT'S PLASTICS

Box 847 Rifle, Colo. 81650 Phone (303) 625-1718

REFLECTIVE

Square Dance Figures

(Bumper size) **\$1.00**

(6" size) **\$1.35**

4 COLORS — RED, GREEN,
BLUE, GOLD

Calif. add 6% Sales Tax

At your dealers—or write

LOCAL SQUARE PRINTERS

Dept. 50, 976 Garnet, San Diego, Calif. 92109



SQUARE DANCE SEWING CATALOG #C

Includes our own interchangeable pattern pieces; ladies' dress, skirt & blouse patterns; men's vest, shirt & pants patterns. Notions, trims, snaps and pliers, collar stays, expanders, liquid embroidery, shoe dye, etc. 50¢ plus 25¢ postage.

NEW! SQUARE DANCE APPAREL BROCHURE

Featuring square dance clothing, shoes, soft petticoats, and our own "Shirley" skirt made to your size and color — just \$12.98. Brochure includes \$5.00 coupon good on the first mail order of \$25.00 or more. 50¢ includes postage.

Shirley's Square Dance Mail Order Shoppe
Route 9-D, Hughsonville, N.Y. 12537

AN INVITATION to all callers and their partners
attending the CALLERLAB Convention in Los Angeles, next month.

Be our guests for
an evening of

CONTRAS

At Sets in Order Hall of Fame Hall
462 North Robertson Blvd., Los Angeles, California 90048
Wednesday night, following the Convention

April 11, 8-10:30 PM

(Your convention badge is your ticket)

R.S.V.P. (we need to plan refreshments you know)

Write us now or tell us at our booth at the Convention

GRENN, INC.

P.O. BOX 216
BATH, OHIO 44210

GRENN

GR 14272 "HAPPINESS STREET"
by Roy and Phyllis Stier
"RHYTHM ROUNDS THEME"
by Clara & Harry Thorn

CEM

CEM 37029 "WHO STOLE MY HEART AWAY"
by Emmett and Monette Courtney
"LIGHT 'N LIVELY"
by Phil & Becky Guenther

TOP

TOP 25348 "THAT'LL BE THE DAY"
flip square by Reath Blickenderfer

FTC

FTC 32006 "MACNAMARA'S BAND" flip square
old favorites by Joe Uebelacher
FTC 32019 "BACK TO DONEGAL"
flip square

swing corner — promenade.

Comment: Figure, choreographically speaking, works very well. The tempo, if slowed, offers a smoother dance execution, otherwise the short choppy steps seemed tiring to the dancers. Overall a nice job by Randy.

Rating: **

SATURDAY NIGHT FLIGHT — Thunderbird 187

Key: A Tempo: 130 Range: HC
Caller: Bob Bennett LD

Synopsis: Complete call printed in Workshop.
Comment: One of Bob's best releases with ex-

ceptionally good, well recorded music by Thunderbird. Use of ferris crossfire and wheel in figure may be questionable for some dancers but an alternate figure is offered for choice.

Rating: **+

FIREBALL MAIL — John's 88-13

Key: D Tempo: 130 Range: HD
Caller: Gerald McWhirter LA

Synopsis: (Break) Allemande left — allemande thar — right — left — form star right hand — right — left — second girl gents star right — shoot star — right and left grand — meet own promenade (Figure) One and three up and

B. & S. SQUARE DANCE SHOP

Billy and Sue Miller MAGNET, INDIANA 47555 Phone: (812) 843-5491

WRITE FOR
A FREE CATALOG



THE CLASSIC
Made fully lined, the "CLASSIC" features foam sock lining, a steel shank for support, a full inch of heel—rubber capped for sure footing, and a buckle with elastic going to complete the



MAJESTIC

Glove tanned leather. Sizes 6 thru 12 N; 4 thru 12 M; half sizes. Steel shank for support.

The shoe most square dancers wear. 1/2" heel with elastic binding around shoe. Strap across instep. Also #22 round toe.

Black & White \$15.95
Yellow, Pink, Red, Hot pink, and Orange \$16.95
Silver & Gold \$17.95

Sizes 4 to 10 — Med. and Narrow.
\$1.25 Postage
2 or more \$1.00 ea.



INDIANA
ADD
4%
SALES
TAX

\$1.25 3/4" strap. Sizes in medium 4 1/2 through 10 and narrow 6 through 10.

Postage Black/White
2 or more Red/Navy
\$1.00 ea. Silver/Gold

\$12.95
\$12.95
\$13.95

Black, White, Navy, Red Silver, Gold, Brown

\$18.95
Postage \$1.25
2 or more \$1.00 ea.

STRETCH COTTON PETTI PANTS

With 1 1/4" nylon lace. The mid thigh has 8 rows of lace and the knee length has 9 rows of lace. These are made for us exclusively and they're made true to size. Colors are: white, lime green, lilac, black, yellow, blue, pink, red, orange, purple, hot pink, kelly, brown, navy, dark purple, multi-color, royal and red, white and blue combinations. Order mid thigh or knee length in S-M-L-XL. Sissy Pants—6 rows of lace. XS-S-M-L. Shorties—3" legs, 8 rows of lace.

Postage 80c — 2 or more 50c ea.

SISSY



\$5.50

SHORTIE



\$7.00 or 2 pairs for \$13.00

MID-THIGH



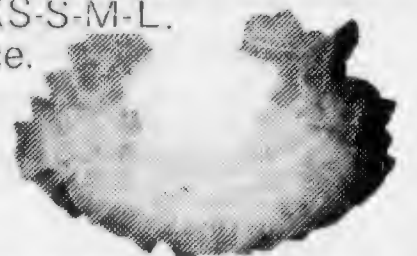
KNEE LENGTH



SLIPS — made by B & S


We have one of the finest 50 yard nylon marquisette flips. Cotton tops, wide elastic band, 4 tiers on 18" and up, 3 tiers on 17" and 24" and up—no returns. Our slips are stiff enough to insure long life. Order 1" shorter than skirt. 18" to 26" by special order. Colors: white, black, blue, pink, yellow, red, hot pink, pale green, lime green and multi-color, turquoise, orange, bright yellow, lilac, royal, red, brown, navy, kelly green, dark purple, red, white combinations or any color combinations of listed colors.

\$19.50 plus postage, 35 yd. slips. \$17.50 plus \$1.50 postage. 2 or more \$1.00 ea.



FASHIONS

BY NITA SMITH



2011 So. College Ave.
Bryan, Texas 77801
Wholesale & Retail

SAVE ON SLIPS

CLASSES & CLUBS

Write for full information about our
GROUP DISCOUNT PLAN
Be the Best Dressed Club in Town!
Prices Subject to Change



PETTICOATS

CLOUD NINE - NYLON SHEER ORGANZA

The Bouffant everyone has been waiting for - it is wonderfully comfortable to wear! Light and airy - brilliant theatrical colors - any size.

40 yd sweep . . . \$29.95 60 yd sweep . . . \$34.95 80 yd sweep . . . \$44.75 100 yd sweep . . . \$57.95

Solid Colors							
Hot Pink	Lt. Blue	Dk. Brown	Purple Grape	Royal	Navy	Lilac	Purple
Sandy Pink	Turquoise	Fluor. Magenta	Kelly Green	Black	Yellow	Mint	White
Hot Pink	Fluor. Orange	Moss Green	Lime Green	Red	Orange	Beige	

CLOUD NINE RAINBOWS and other MULTI COLORS

40 yd sweep . . . \$34.95 60 yd sweep . . . \$39.95 80 yd sweep . . . \$48.95 100 yd sweep . . . \$59.95

SATIN STRIPE PETTICOATS

fine, permanent finish marquisette with a satin stripe woven into the fabric. . . . In White, Black, Red, Orange, Pink, Navy, Lime, Hot Pink, Yellow, Lt. Blue, Brown, Purple


35 yd sweep . . . \$31.95 50 yd sweep . . . \$36.25 75 yd sweep . . . \$43.25

PARTY PETTICOATS OF NYLON MARQUISETTE

Colors: White, Black, Red, Navy, Purple, Pink, Lilac, Coral, Orange, Br. Yellow, Kelly Green, Brown, Lt. Blue, Royal Blue, Shocking Pink, Yellow Gold, Lime Green, Mint Green, Turquoise

35 yd sweep . . . \$19.95 50 yd sweep . . . \$23.95 74 yd sweep . . . \$33.95 100 yd sweep . . . \$39.95

Handling charge on all petticoats - \$2.00 (covers insurance, mailing, etc.)



Brighten a Bumper.

Black on fluorescent orange — brilliant to the eye.

\$1.50 postpaid, IL add 5%
Check or money order, please.
Free catalog.

Honk if you can *Teacup Chain!*

Square Things, Dept. UM
Box 325, Wilmette, IL 60091

back — right and left thru — star thru — California twirl — right and left thru — pass thru — trade by — left allemande — pass your own — swing next — allemande corner — promenade own.

Comment: Rhythm track on this recording in portions of the release seemed inconsistent, giving dancers a not too smooth execution. This release has been preceded by a well recorded number by another company. This reviewer welcomes this new company and expects good things from them but the rhythm change could be detrimental on this one.

Rating: *+

St. Louis
Bob Vinyard



Louisville
Joe Porritt

CURRENT RELEASES

- JP-1977 Honey All I Ever Need (Joe)
- JP- 101 Blue Moon of Kentucky (Bob)
- JP- 102 Rhythm of the Rain (Bob)
- JP- 201 When You Say Love (Joe)
- JP- 202 Tulsa Time (Joe)

Distributors Corsair and Twelgrena
Produced by BOB VINYARD (314) 739-8744
JOE PORRITT (502) 368-6815

HELLO MEXICO — Red Boot 1246

Key: C & D Tempo: 128 Range: HD
Caller: Elmer Sheffield LC

Synopsis: (Opener & Ending) Grand weave (Middle break) Circle left — left allemande — do sa do — men star left — turn partner right — left allemande swing own — promenade (Figure) Heads square thru four hands — makeright hand star — heads star left inside — do sa do — make a wave — recycle — veer left — tag the line — all face left — promenade.

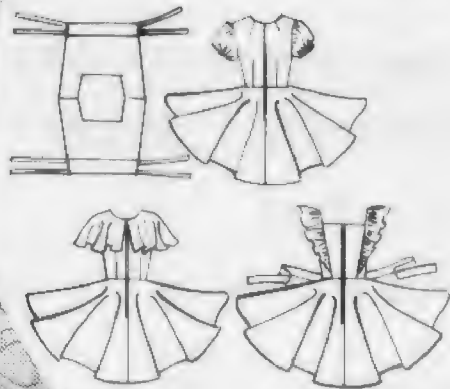
Comment: This reviewer will continue to express a personal view that record producers need to

SQUARE DANCE DRESS PATTERNS

PATTERN
#276J7-1
\$3.50



Create an original square dance dress for yourself or your club at a fraction of the ready-to-wear prices. (Three different looks with a full circular skirt — all in one pattern! The tie-on bib is perfect for your club logo or embroidery work.) Patterns in multi sizes (5-7-9, 6-8-10, 12-14-16, 18-20-40). Ask for this pattern at your favorite fabric store or order direct. Complete line of western style patterns for all the family featuring shirts, pants, and suits for men and women, children's wear, square dance dresses and English riding clothes.



Dealer inquiries welcome.

Mail to: **AUTHENTIC PATTERNS, INC.**
P. O. Box 4560 Stockyards Station
Ft. Worth, Texas 76106

Pattern #276J7-1 @ \$3.50 ea. Sizes(s) _____

TOTAL AMOUNT ENCLOSED \$ _____

Name _____

Address _____

City _____ State _____ Zip _____

Add 50 cents per pattern for handling and postage.

Complete Western Brochure for only 25¢.

RHYTHM RECORDS

- Album
 RR-1001 "Wade Driver Recorded Live at the Rhythm Ranch"
 RR-401 "So You Want to Learn to Clog" Instructional Record by Wade Driver
Rounds
 RR-502 Brown Eyes Blue By Dave & Nita Smith
Hoedowns (New)
 RR303 Smooth 'n Easy/Hot 'n Sassy

- Singing Calls (New)*
 RR-117 All Wrapped Up In You by Wade Driver
 RR-118 I'm Just a Redneck in a Rock and Roll Bar by Wade Driver
 RR-119 Good Hearted Woman by Wade Driver & Pat Barbour
 RR-120 Expert At Everything by Kip Garvey
 CD-210 What If We Were Running Out of Love by Les Main
 CD-211 Don't It Make Your Brown Eyes Blue by Rusty Fennell
 CD-212 Mexican Love Songs by James Martin
 CD-213 I've Been to Georgia on a Fast Train by Tony Sikes
 CD-214 Old Time Loving by Mike Litzenberger

RHYTHM RECORDS • 2542 Palo Pinto, Houston, Texas 77080 (713) 462-1120

review the words and phrases used in their releases. Indications of drinking and being intoxicated is not acceptable practices in square dancing. This record seems to be recorded at a lower level than expected of Red Boot. This is not one of Red Boot's best efforts. Very bassy. Rating: *+

RED HEADED BABY OF MINE — John's 88-12

Key: D Tempo: 128 Range: HA
 Caller: Gerald McWhirter LC Sharp
 Synopsis: (Break) Walk around corner — see saw own — men star right put arm around

partner star promenade — girls roll back — left allemande — weave ring — meet own turn thru — left allemande — promenade (Figure) One and three promenade halfway — two and four square thru four hands — swing thru — boys run right — ferris wheel in middle — centers zoom — dixie grand — swing corner — promenade.

Comment: Instrumentally speaking the melody line is non-existent on this recording. Unless a caller knows this tune he will fight it all the way or make up his own, which might be the intent of the company. An established melody line to start with is a necessity for most callers. If

WE'VE GOT IT ALL TOGETHER (in one place)

- Records — Square, Round, Contra, Folk
- Newcomb P.A. Equipment — "T", "AVT", "RT" Series
- Wireless Microphones
- Electro-Voice Microphones
- Handbooks and Teacher Manuals
- Diplomas, Name Tags, Posters
- Consultant Service for Schools
- Instructional L.P. Albums
 "The Fundamentals of Square Dancing"
 Levels 1, 2, 3, (called by Bob Ruff)
 Used by over 10,000 schools, colleges, and libraries all over the world. Three LPs teach 50 Basic Movements \$5.95 each \$17.85/set
 Add 50¢ mailing (U.S. only)
- Free catalogs sent on request
- We ship anywhere in the world

BOB RUFF RECORD CO.
 and
CALLERS SUPPLY CO.
 8459 Edmaru Ave.
 Whittier, California 90605
 (213) 693-5976

SQUARE DANCE T-SHIRTS



\$5.95

Plus 75¢ Postage
 Calif. add 6%
 Sales Tax

All Orders
 Must Be Prepaid

Women's sizes in Pink, Peach, Blue & Yellow
 Men's and Children's sizes in Blue & Yellow only

Sizes: Men S, M, L, XL
 Women S, M, L, XL
 Children: S, M, L

GROUP DISCOUNT RATE

Minimum order is 6 T-Shirts of assorted colors or sizes

Quantity	Price/Shirt	Plus 50¢ PER SHIRT Mailing Cost
6-11	\$5.45	
12-23	\$4.95	
24 or more	\$4.45	

Mail check or money order to:

BABS RUFF
 8459 Edmaru Avenue Whittier, California 90605
 (213) 693-5976

Birmingham Square Dance Assoc.
invites you to
Municipal Auditorium
Birmingham, Alabama



ALABAMA JUBILEE



- **SQUARES** •
- JOHN HENDRON JIM COPPINGER
- **ROUNDS** •
- WAYNE & NORMA WYLIE

RESERVATIONS AND ADVANCE TICKETS
MAIL TO: BERENICE TURNER
P.O. BOX 1085, BIRMINGHAM, ALA. 35201

instruction sheet is written in metered form it will help the caller. Rating: *+

thru — star thru — pass thru — swing corner — promenade.

IF YOU WANT ME — Chinook 017
Key: B Flat Tempo: 128 Range: HB Flat
Caller: Jim Hattrick LB Flat
Synopsis: (Break) Head ladies chain — chain right — corner left allemande — go forward two — men swing in — allemande thar — shoot star full around — men star right three quarters — left allemande — promenade (Figure) Heads promenade three quarters — while sides do sa do — square thru three quarters — circle four — make line — right and left

Comment: A good instrumental and much improved, musically speaking, since their beginning. Figure is average and melody line may be work for the callers to establish as it is not standard. Rating: **

LOVE — C Bar C 542
Key: C Tempo: 128 Range: HB Flat
Caller: Al Davis LB
Synopsis: Complete call printed in Workshop.
Comment: Fine instrumental with exceptionally good banjo execution. Dancers will keep on

CHAPARRAL RECORDS
1425 Oakhill Drive
Plano, Texas 75075
(214) 423-7389



MUSIC PRODUCED BY JOHNNY GIMBLE

- C-304 (new) **GREAT AFTERNOON**
Flip Inst. by Gary Shoemake
- C-404 (new) **GIMMIE BACK THOSE BLUES** by Beryl Main
- C-303 (new & improved) **KING OF THE ROAD**
Flip Inst. by Gary Shoemake
- C-403 (new) **SUMMERTIME DREAM**
Flip Inst. by Beryl Main
- C-3501 (new) **RHYTHM OF THE ROAD** Flip Inst. by Ken Bower & Gary Shoemake



Beryl Main



Jerry Haag



Gary Shoemake



Ken Bower

C-602 **FIVE FOOT TWO** (round)
By John & Wanda Winter



- C-203 (new) **WILD ABOUT HONEY** Flip Inst. by Jerry Haag
- C-204 **MUSIC IS MY WOMAN** Flip Inst. Jerry Haag
- C-503 (new) **PNEUMONIA & BOOGIE WOOGIE FLU** Flip Inst. by Ken Bower
- C-104 (new) **SMOOTH & EASY** (Patter) by Ken Bower



Wayne Baldwin

NEW RELEASES

RR-201 **SWEET FEELIN'S**
Flip Inst. by Wayne Baldwin




RR-102 **GOTTA QUIT LOOKIN' AT YOU BABY**
Flip Inst. by Paul Marcum



Paul Marcum

**FOR CALLERS
TEACHERS
ALL LEVEL DANCERS**



Price: \$7.95

Plus \$1.00 Postage and Handling

KIT CONSISTS OF:

Eight matched hardwood dancer figures with magnetic bases that will hold position on any steel surface such as ordinary T.V. tray tables • Instructions and coloring materials to easily designate partners and corners at a glance • A square layout significantly numbered for positive positioning and facing direction • Self examination sheet to test your knowledge of the basic movements and two worksheets for developing new ideas

RUSSELL L. HOEKSTRA

67-C Forest Glen Road, Longmeadow, Mass. 01106

Mass. residents add 5% state sales tax

their toes with nothing fancy, just Mainstream movements. Callers can probably handle all the ingredients in this release. Rating: **+

**IT'S BEEN A GREAT AFTERNOON —
Red Boot 1245**

**Key: B Flat & C Tempo: 132 Range: HE
Caller: Elmer Sheffield LF**

Synopsis: (Break) Circle left — left allemande — do sa do — men star left — turn thru — left allemande — swing — promenade (Figure) Heads promenade halfway — down middle right and left thru — square thru four hands — right and left thru — touch a quarter — split

circulate — boys run — reverse the flutter — promenade.

Comment: A good release with lots of rhythmic action. This tune was produced at the same time another company issued theirs and this reviewer leans toward the other company's release. Elmer did not reproduce as well as on some of his others. Rating: **

MARRY ME — Prairie 1014

**Key: A Tempo: 130 Range: HD
Caller: Renny Mann LA**

Synopsis: (Break) Grand square — allemande left — do sa do — allemande left — prome-



"CLOUD NINE" COMFORT by Coast Ballet
Here it is!

Our New One Inch Higher Heel

FOR SQUARE AND ROUND DANCERS
Now made to order in all colors, styles and in both round and tapered toes. Specify high heel.

Colors: Yellow, Orange, Lt. Blue, Hot Pink, Lilac, Lime, Red, Purple, Navy.
Specify **ROUND** or **TAPERED** toe as shown. Sizes 4 thru 11. Medium or Narrow widths.

- BLACK or WHITE \$16.95
- COLORS \$17.95
- GOLD or SILVER \$18.95



ALL LEATHER
(except heels)

HIGH HEEL RINGO Unlined with an elasticized throat, an instep strap joined by an elastic ring. Cushioned innersole and 1" heel.

Special rates for new class members and helpers. State number of couples when requesting information.

Tapered

Rounded



#33

#22



Weber Western Wear

104 WEMPE DRIVE

— CUMBERLAND, MD. 21502

— PHONE (301) 724-2925



RELEASES
I'VE BEEN ON A FAST TRAIN
 by Dave Smith
BLUEST HEARTACHE
 by Dean Salveson
DON'T GET LUCKY
 by Bill Cash

Bronc Recording Company
 9803 West Girton Dr., J 161, Lakewood, Co. 80227
 Distributed by Rocky Mountain Distributing Co.
 10101 E. Colorado Ave., Denver, Co. 80231



1166 HOOKSETT ROAD Zip 03104
WORLD'S LARGEST SQUARE DANCE SHOP
 Offers a Complete
SQUARE DANCE CATALOG
 Send \$1.00 for Catalog and Swatches
(Dollar refunded with first purchase)



CLOGGERS

CLOGGER'S T-SHIRTS
IRON ON YOUR OWN CLUB NAME
 Adults \$5.95 Children's \$4.95
 Plus 75¢ postage Fla add 4% sales tax
 All orders must be prepaid.

Colors: Red, Lt. Blue, White, Gold
 Plus Peach Fashion T's ladies only
 Sizes: S, M, L, XL Children's S (6-7),
 M (10-12), L (12-14)

Mail Check or Money Order to:
SQUARE FAIR SHOP Dept. SD
7408 ATLANTIC BLVD.
JACKSONVILLE, FL. 32211
904-725-2511 Allow 4-6 wks delivery

CURRENT RELEASES

MARCH, 1979

SQUARE & ROUND DANCE RECORDS

INSTRUMENTALS

Easy Money/Johnny DollarKal 1233
 Star Wars/Don't Do ItPR 1016

FLIPS

All of Me — R. NelsonRB 239
 Am I Blue — J. HendersonSC 636
 Every Now and Then — E. Kinney ...HH 5001
 Gimme Back Those Blues —
 B. MainCH 404
 Give Me Back Those BluesD&R 145
 Honey All I Ever Need — J. Porritt ...JP 1977
 I'm Getting High (On Love) —
 E. SheffieldRBS 1247
 Juke Box Song — R. BennettTB 189
 Minstrel Man — K. AndersonJK 6018
 Ozark Romp — B. Carnack &
 B. Owsley4BB 6003
 Paint This Old Town Blue —
 B. Owsley4BB 6002
 Ragtime Cowboy Joe — D. Clendenin .CHK 021
 Rhythm of the Rain — B. VinyardJP 102
 That'll Be the Day —
 R. BlickenderferTop 25348
 Things I Treasure — R. SmithLH 1026
 'Til the Well Runs Dry —
 J. HightowerBR 225
 Tulsa Time — B. Carnack4BB 6001
 Tulsa Time — J. PorrittJP 202

ROUNDS

Happiness Street/
 Rhythm Rounds ThemeGR 14272
 I'm So LonesomeRB 904
 Lonesome/Peachie KeenHH 970
 San Antonio Rock/
 Across the AlleyBel 284
 Valentino TangoBR 1002
 Who Stole My Heart Away/
 Light 'n LivelyCEM 37029

AVAILABLE FROM YOUR RECORD DEALER

Prepared by

THE *Sets in Order* AMERICAN SQUARE DANCE SOCIETY



Chuck Bryant

MUSTANG

and

LIGHTNING "S"

New Releases

MUSTANG RELEASES

MS 181 Busted/Broken Hoedowns
 MS 180 Loving You Is Always On My Mind by Chuck Bryant
 MS 179 Columbus Stockade Blues by Chuck Bryant
 MSR 178 Magdalena Round by Ward & Joyce Foster
 MSR 177 Couldn't Have Been Any Better
 Round by Will & Eunice Castle



Dewayne Bridges



Earl Rich



Art Springer

LIGHTNING "S" RELEASES

LS 5044 Sunshine Man
 by Mel Voss
 LS 5034 It Makes No Difference Now
 by Earl Rich
 LS 5033 Gone On the Other Hand
 by Earl Rich

MUSTANG & LIGHTNING "S" RECORDS • 1314 Kenrock Drive, San Antonio, Texas 78227

nade (Figure) Heads rollaway — star thru — do sa do — swing thru — boys run — tag the line — face to right wheel and deal — pass thru — turn back — square thru — three hands — trade by — swing corner — promenade.

Comment: Good instrumental and fine effort by Renny. Key for him seems to be a bit low. Callers may have to make adjustment key wise. Nice chord progression on instrumental in certain places. Choreography seemed to be ample and timed well enough. Rating: **

**UNBREAKABLE HEARTS —
Yellow Rock 3001**

**Key: F Tempo: 136 Range: HD
Caller: Vance McDaniel LC**

Synopsis: (Break) Sides face grand square — left allemande — weave ring — do sa do — promenade (Figure) Heads promenade half way — sides square thru four hands — right and left thru — eight chain six go down the line — swing — promenade (Alternate figure) Heads square thru four hands — curlique — scoot back — swing corner — left allemande — weave ring — do sa do — promenade.

Comment: Good music though this tune does not seem to this reviewer as square dance rhythm. It fits two-step rhythm very well. A bit jerky for smooth execution. This record was good for listening and well recorded. A new record company with good music which we welcome to the field. Rating: *+

(**AS I SEE IT**, continued from page 8)
vention, Wednesday afternoon, April 11, from 1-5 p.m. A number of callers attending the convention will be in our area for the first time. Others will be paying a return visit. We cordially invite you all to visit our offices and meet our staff. SIO Hall is located near the corner of Melrose Avenue and Robertson Blvd. (462 No. Robertson Blvd., L.A.). We're just a half hour's drive from the Marriott Hotel

FESTIVALS

- February 23,24
SWEETHEART FESTIVAL
Charlotte, N.C.
- April 14
CROSSTAILERS 15th
ANNUAL FESTIVAL
Monroe, La.
- May 5
7th ANNUAL ALL
NIGHTER
Winchester, In.
- June 16
Windsor, Ont., Canada
- July 13,14
9th ANNUAL JEKYLL
ISLAND FUN FESTIVAL
Jekyll Island, Ga.

HAWAII TOURS

- For a vacation of a lifetime
join Cal & Sharon
- TWO 15 DAY
HAWAIIAN TOURS
Visiting 5 islands
May 9-23 November 6-20
- OUTSTANDING HOTELS
Hilo — Naniloa Surf
Kona — Kona Hilton
Maui — Royal Lahina
Molokai — Sheraton Molokai
Kauai — Kauai Beachboy
Oahu — Princess Kaiulani
- NEW CALLERS COLLEGE
March 25,26,27,28,29,30,1979
Kings Island Inn, Mason, Oh.

MARCH, 1979

- 3—Karney, Missouri
- 4—Seminar, Western Mo.
- Callers Assn., Kansas City, Mo.
- 7—Erie, Pa.
- 8—Downingtown, Pa.
- 9,10—Scotia, N.Y.
- 11—Seminar & Dance
Marlton, N.J.
- 12—Plattsburgh, N.Y.
- 13,14—Callers Seminar
Plattsburgh, N.Y.
- 16—Erie, Pa.
- 17—Adrian, Mi.
- 20—Arkadelphia, Ark.
- 23,24,25—Advanced Weekend,
Kings Island Inn, Mason, Oh.
- 25-30—Callers College
Kings Island Inn, Mason, Oh.
- 30—Glouster, Oh.
- 31—Troy, Oh.



Gold Star
Records
New Release
GS 709
Shirley Jean
Berrell
Flipside
Called by
Cal Golden

SQUARE DANCE DIGEST SERVICE

A monthly Note Service for Callers and Teachers.

Ranging in scope from Mainstream material to the latest in Advanced and APD material, the Digest is sectionalized so that you can very quickly select the material you desire. The Digest is a valuable supplement to every caller's programming needs. All figures used are dance checked for smoothness and accuracy before being printed. Cost is only \$14.00 per year (12 issues). Overseas postage extra.

Sample copy of the Digest upon request.
Send a 15¢ stamp.

SDDS

750 Inglewood St.
Salinas, Ca. 93901

Edited and Published by
John & Evelyn Strong

WESTERN SNAP BUTTONS

TECH-PEARL in 10 colors
Blue, Yellow, Smoke, Tan, Brown,
Black, Red, White, Lt. & Dk. Green
5 for 50¢



DANCER SILHOUETTES

Iron-On for shirts, Dresses, Vests
Red, Black, White —4 inch — 4 for 50¢
2 inch — 6 for 50¢

Zippers, laces, ric-rac available
Add 40¢ for handling. Mich. add 4% States Tax

T & C ENTERPRISES 88 W. Muskegon
Cedar Springs, Mich. 49319

**SEWING SUPPLIES
FREE CATALOG**

Our nationally advertised company offers zippers, threads, buttons, trims at up to 50% savings. Write today.

**Newark Dressmaker
Supply**

Bath 6, Pennsylvania 18014

RANCH HOUSE

New Releases

- RH 209 If This Is Just a Game by Darryl McMillan
 RH 304 Sweet Fantasy by Bill Terrell
 RH 503 Back On My Mind by Tony Oxendine



Darryl
McMillan



Bill
Terrell



Tony
Oxendine

Recent Releases

- RH 207 Solitaire by Darryl McMillan
 RH 208 Night Time and My Baby by Darryl McMillan
 RH 303 Semolita by Bill Terrell

Produced by

Distributed by Corsair-Continental Corp.

Ranch House Records—P.O. Box 880, Lynn Haven, Fla. 32444, Phone (904) 265-2050

and the Los Angeles International Airport. Directions, if needed, will be available at our booth at the CALLERLAB Convention. We hope you'll come and pay us a visit.

(**ROUND THE WORLD,**

continued from page 43)


the club and these folks have already joined into the regular dancing nights. At the Christmas dance there were 262 dancers. Several prizes were given away at a raffle, and the Christmas card mailbox was filled with almost 1,000 cards, each posted to other

members of the club, then handed out at the final dance. Tables were set up for the official meal, which each lady or group brings. The gala event didn't end until 2:00 a.m., and the newcomers enjoyed it tremendously! The dropout rate of this club is very low, maybe because of all the fine social activities they have. The folks of Christchurch would love visits from their square dancing friends from around the world.

Texas

The El Paso Civic Center will be the site of

NEWCOMB®



MODEL T-100-2482

Consists of the powerful T-100 amplifier/turntable plus two of the highly efficient CS-482 column reproducers. A system to provide terrific impact on any crowd.

DON'T FORGET!

\$3.00 will bring you our tape and information on how to continue the tape service FREE OF CHARGE every month. Reel to Reel or Cassette

Roger and JoAnne Morris
Owen and Vivian Autry

**WRITE FOR FREE
BROCHURES**

ROBERTSON DANCE SUPPLIES

3600 33rd Ave. • (916) 421-1518 • Sacramento, Calif. 95824

THE ROLLS ROYCE



Stewart's auto name tags are the ROLLS ROYCE of the industry. They are custom made for your automobile whether it's a Gucci Cadillac or a V.W. and will fit any auto, van or truck. Plates and 3-D letters are made of the highest quality and strongest acrylics (Plexiglas O) available today. Plexiglas O with its crystal clarity, lustrous appearance and light transmitting qualities make it a contemporary material. Chromed script letters are distinctively styled with flowing lines that give the impression of beautiful handwriting. Letters are welded on and guaranteed never to come off. Plates come in exciting transparent tints and translucent colors. Combined with our chromed steel frame your tag will maintain a durable beauty and should stay brilliant and rich looking for many years. So, boost Square Dancing, add prestige to your chariot and let the world know who you are with your very own personalized name tag "Up Front". NO NONSENSE GUARANTEE... REFUND (even handling) IF NOT SATISFIED, RETURN IN 10 DAYS... A GREAT GIFT IDEA

ORDER NOW —



CUT HERE



Mail to: STEWART PRODUCTS CO. INC.
P.O.B. 611265, Miami, FL 33161

Super! I enclose \$9.95 +\$1.50 handling.
Include my FREE acetate dust cover.
Sorry, no C.O.D.s. DO NOT SEND CASH.
 Master Charge Visa (BankAmericard)
 Check/Money Order

Full Signature _____ Acct. No. _____ Expiration Date _____

Name (Please Print) _____

Address _____

City _____ State _____ Zip _____

Canada residents send U.S. funds. Orders outside U.S. and Canada add \$3.00 and send International Money Order: Florida residents add 4% State Sales Tax.

Name to be personalized

--	--	--	--	--	--	--	--	--	--

Space limits Script to one-up to 8 letters only. Name only. Two names are made in Classic Block. All letters are Chromed.

1st name

--	--	--	--	--	--	--	--	--	--

2nd name

--	--	--	--	--	--	--	--	--	--

(Add \$2.00 for 2nd name).

PLATE COLORS:

- White Black Red Maroon*
- Lt. Blue Smoked* Med. Blue
- Dk. Blue Dk. Blue* Green Brown
- Yellow Green* Orange
- Chromed Mirror Lt. Blue Mirror

Include free emblem Square Dance
 Round Dance

Use blank paper for additional orders.
*Transparent. Others translucent except opaque black and brown. Mirrors reflect.

**ATTN SQ & RD DANCERS, CALLERS, TEACHERS!
STAY 2 NIGHTS FOR THE PRICE OF 1**

Now accepted as the mark of travel-wise vacationers and business people in well over 300 cities covering the length and breadth of America, International Travel Card is rapidly expanding its network of participating hotel-motels. By choosing from approved Holiday Inns, Ramadas, Hilton Inns, Sheratons and other fine accommodations, ITC Card Holders pay the inn's regular rate the first night . . . and get the second night FREE!

Get all this for just \$25

- your own personalized International Travel Card
- a Directory of selected, participating hotel-motels
- quarterly updating supplements
- free gift of a pocket-sized "Rand McNally Road Atlas"
- an unconditional 100% money back guarantee if Card and Directory are returned within 30 days after receipt.

International Travel Card

P. O. Box 2548, Topeka, Ks. 66601

Yes! Please send my International Travel Card membership.

I am enclosing \$25 for my one-year membership fee as indicated below:

- Check or money order enclosed
- Charge my
 - Bank Americard (VISA)
 - Master Charge (Interbank # _____)

Acct. No. _____ Exp. _____

Signature _____

Name _____

Address _____

City _____ St. _____ Zip _____


proviso that \$5,000.00 be an outright grant to the Federation and the balance of the money be invested with the interest on the fund used to provide scholarships for callers and summer dances for new dancers in each district. Of the balance, up to \$5,000.00 may be used (to be decided later) by the Federation to establish a square dance museum.

Further action by a lawyer recommended that the funds be maintained in accounts requiring the approval of three couple/trustees or their successors, not only for withdrawal of

funds but for approval of the projects for which they would be used.

**OKLA. PUBLIC BROADCAST
SYSTEM RELEASES S.D.
CONVENTION DOCUMENTARY**

The Oklahoma City 27th National Square Dance Convention's 30-minute documentary television video-tape has just been completed by the Oklahoma Education Television Authority who prepared the narrated production



CALLERS' COLLEGE

Frank Lane's

DANCE RANCH

- July 8 thru 12 2 years or less experience
- July 15 thru 19 More than 2 years experience
- Aug. 26 thru 30 The experienced caller with previous training


Complete Calling-Leadership
Curriculum with One of America's
Most Outstanding Staffs

- EARL JOHNSTON
- FRANK LANE

- VAUGHN PARRISH
- BOB FISK

Write for Complete Details and Applications

DANCE RANCH P.O. Box 1382, ESTES PARK, COLORADO 80517



SQUARE AND ROUND DANCE VACATION May 15 to August 24, 1979

5 mi. N., 5 mi. W. of Longmont, Co. 50 mi. NW of Denver
Fishing • Swimming • Horseback Riding • Caller's Sessions

Staff: Ray & Mildred Smith, Ben & Irene Coleman, Ed & Jackie Newton, Ross & Penny Crispino, Scott & Valerie Smith, Earl & Rosie Rich, Dick & Charlene Spooner, Conn & Vera Jean Housley, Herb & Erna Egender, Bill Wright, Vaughn & Jean Parrish.

Ranch Rates:

\$120.00 per couple per week.

Children **\$10.00** to

\$25.00 per week.

Send deposit of **\$20.00** to Vaughn & Jean Parrish at

Parrish Ranch, Rt. 2, Parrish Road, Berthoud, Colo. 80513 • Phone (303) 772-5118

during the June 1978 National Convention.

Roberta Raider Sloan of Oklahoma's Public Broadcast System, OETA, was the producer of the documentary with Jim Rankin as director and Dean Sudik as announcer and commentator. The Public Television Network taped more than 8 hours of the Convention using more than a million dollars worth of equipment in preparing the 30-minute program.

The documentary covers every phase of the Convention including exhibitions, panels,

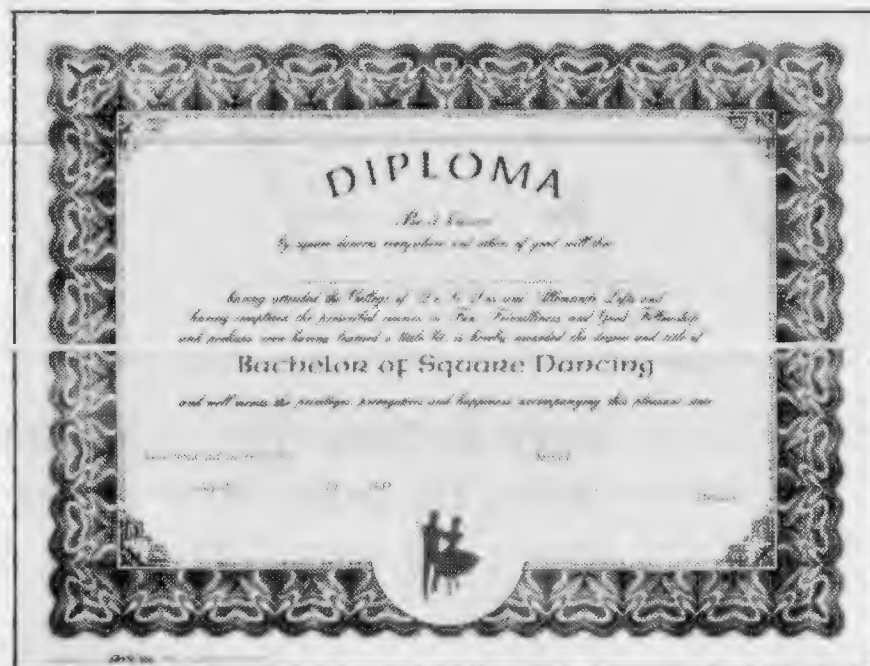

camping areas, Milwaukee registration, youth activities, Parade of States and many others.

Individuals featured on the program include Nita Smith, Bryan, Texas; Malcolm Davis, England; Debbie Cooper, Oklahoma City; Craig Bartels, Coon Rapids, Minnesota; Nell Eblen, Wichita Falls, Texas; Alice Jamison, Oak Ridge, Tennessee; Osa Mathews, Palm Springs, California; Bob Van Antwerp, State Line, Nevada; Erna Egender, Denver, Colorado; Matt Asanuma, Tokyo, Japan; Willie Harlan, Vinita, Oklahoma; and

IT'S GRADUATION TIME!

SQUARE DANCE DIPLOMAS

This beautifully designed diploma is cleverly worded and may be signed by the caller and presented to individual students. These make excellent awards to the new dancer.



ROUND DANCE DIPLOMAS

This handsome diploma is appropriately worded, ready to be signed by the instructor and presented to individual graduating round dancers. Both diplomas are 8½" x 11"

10¢ each (Minimum order of 10) Add 1-10 50¢; 11-20 65¢; 21-50 \$1.00; 51-100 \$1.20 postage

Available from your Square Dance Dealer OR

Californians please add 6% sales tax

THE SETS IN ORDER AMERICAN SQUARE DANCE SOCIETY

462 North Robertson Boulevard

Los Angeles, California 90048

NEWCOMB P.A. SYSTEMS for Every Purpose
CAN BE PURCHASED ON TIME PAYMENTS WITH APPROVED CREDIT

FROM THE MINIMUM



T-40-2461 \$867.27
 T-50-2461 \$981.68
 T-100-2482 \$1178.39

TO THE MAXIMUM

Write us for complete catalog.

Write us for complete catalog

XT-140 Amplifier Only \$1596.33
 XT-250 Amplifier Only \$1787.78

T-40 Amplifier Only \$602.71
 T-50 Amplifier Only \$733.43
 T-100 Amplifier Only \$862.22

All Newcomb Amplifiers are now equipped with a music volume control jack. Write us for controls to fit any mike. Controls are \$39.50




**NEWCOMB
 RECORD CASES**
 Mailing costs are for
 Continental U.S. only



RC-7W
 \$19.30
 PP \$4.00



RC-7BW
 \$24.63
 PP \$5.00



RC-712W
 \$37.97
 PP \$6.00



MIKE COZY

\$6.95
 plus \$1.00
 mailing

ASHTON RECORD CASES—\$21.95 plus freight

CAR CADDY—A New concept in a hand truck. Carries up to 100 lbs., 40" folds to 20". Tubular steel and weighs 7 lbs. Collapsible, designed to be used for sound equipment, luggage, etc. \$27.50.

LATEST RELEASES on these OUTSTANDING LABELS

BLUE STAR

- 2077 — Wabash Cannon Ball
 Caller: Andy Petrere
- 2076 — Red River Valley
 Caller: Lem Smith
- 2075 — Sweet Memories
 Caller: Andy Petrere
- 2074 — Biscuit Jaws Key G/
 Rattler Key A
 Hoedown
 Clogging Records
- 2073 — Sugarfoot Rag
 Key A/
 Cindy Key G
 Hoedowns

E-Z RELEASES

- Easy Mixers, Flip Inst
 Called by Jerry Helt
- E-Z 714 Blue Stars and Stripes
- E-Z 719 Queens Quadrille

We have tapes and LP records on the following: Records: Blue Star 1001 through 1031; Tapes; 1016 through 1031. Albums \$7.95. Tapes \$8.95.

E-Z 722 Tunnel of Love
 Contra

E-Z 723 Circle and Star
 Contra

E-Z 724 Celito Lindo
 Circle Mixer

E-Z 725 Pretty Baby
 Quadrille

BOGAN

1308 — Say Hi
 Caller: Joe Kula

1307 — Cowboy Lovin' Night
 Caller: Otto Dunn

1306 — Mountain Music
 Caller: Otto Dunn

DANCE RANCH

650 — That One
 Caller: Ron Schneider

649 — Freight Train
 Caller: Jim Mayo

648 — Rosalie
 Caller: Frank Lane

Light weight aluminum speaker stands \$70.00 plus freight. Heavy weight \$80.00 plus freight.

ROCKIN' "A"

1368 — I Love You More Each
 Day Caller: Jesse Cox

LORE

1171 — You Do Something to
 Me Caller: Johnny Creel

1170 — Johnny Be Good
 Caller: Dean Rogers

1169 — Don't Let the Good
 Times Go
 Caller: Harold Bausch

1168 — Swinging At the Square
 Dance Caller: Jack Reynolds

SWINGING SQUARE

2376 — Robert E. Lee
 Caller: Paul Greer

BEE SHARP

111 — I'll Always Thank You
 for the Sunshine
 Caller: Bob Hester

110 — It'll Help to Drive
 Your Blues Away
 Caller: Bob Stoops

109 — My Friends are Gonna
 Be Strangers
 Caller: John Eubanks

We carry all square dance labels. Dealers: Please write for your inquiries concerning starting a dealership to:

MERRBACH RECORD SERVICE, P.O. Box 7308, Houston Texas 77008

NATIONAL SQUARE DANCE DIRECTORY

Now Square Dancing has a National Directory listing over 6000 clubs across the United States and Canada. Includes the type of club, when and where they dance, and a person to contact concerning the club. Ideal for traveling; a great gift; a must for dancers and callers alike.

For your copy send only \$3.95 for each copy to:

National Square Dance Directory, P.O. Box 54055, Jackson, MS 39208

Mail copies to:

Name: _____ Address: _____

City: _____ State: _____ Zip: _____

Number of copies: _____ Total Enclosed: _____ Allow 2 weeks for delivery

Pete Hughes and Chet Ferguson, Oklahoma Convention Chairman and Vice-Chairman from Oklahoma City.

Exhibition groups recognized include the Johnson Cloggers, Lakewood, California; Star Promenaders, Coon Rapids, Minnesota; Mountain Cloggers, Houston, Texas; Wheel Blazer, Houston, Texas; Royal Chapparals, Albuquerque, New Mexico, Maycroft Square Tappers, Muskegon, Michigan; Jim's Dandies, Denver, Colorado; Air Cap Tappers, Wichita, Kansas; Squarenaders, LaFayette,

California; OK Cloggers, Oklahoma City, and the Rhythm Cloggers, Houston, Texas.

Public Broadcast Stations throughout the United States can obtain this video-tape by contacting the Oklahoma Education Television Authority, Box 14190, 7403 North Kelley, Oklahoma City, Oklahoma, 73131.

IN MEMORIAM

Chet Smith, Boylston, Massachusetts.
 Dave Smith, caller, Denver, Colorado.
 Ernie Coates, Penticton, British Columbia.
 Our condolences to families and friends.



Gordon Sutton



Produced by Yvonne Clendenin
 7915 N. CLARENDON AVE.
 PORTLAND, OR. 97203



Daryl Clendenin



Randy Dibble



Jim Hattrick

- C-021 RAGTIME COWBOY JOE by Daryl
- C-020 THIS TIME I'M IN IT FOR THE LOVE by Gordon
- C-019 LAST BLUES SONG by Randy
- C-018 WALKIN' ON NEW GRASS by Daryl
- C-017 IF YOU WANT ME by Jim
- C-015 IT DOESN'T MATTER by Randy
- C-014 QUEEN OF THE SILVER DOLLAR by Daryl



Joe Saltel

HOEDOWNS

- C-503 CHINOOK RAMBLE/GRANDMA'S HOEDOWN
- C-502 UGLY ARNIE/SASSY



Lloyd & Elise Ward

ROUNDS


- C-1001 AMANDA cued by Lloyd Ward
- C-1002 OH LONESOME ME cued by Bud Parrott



Bud & Shirley Parrott

Distributed by Corsair Continental

NEWCOMB®




NEW! LIGHTWEIGHT AVT SERIES

AVT-1270V-2461

\$651.94

FOB Los Angeles
Calif. add 6% Sales Tax



Newcomb price increases
as of January 1st, 1979.
Buy now and save.

Light weight but powerful best describes the AVT Series with a power output of 100 watts peak, 25 watts rms. High efficiency column speakers provide a concentrated beam of sound with attendant reduction in PA feedback problems for large halls and auditoriums. The amplifier/turntable weighs 17 pounds (6-7/8" X 14-1/16" X 14-1/16"); each CS 461 column speaker is 24 pounds (9-1/4" X 12-1/4" X 29"). Outstanding phono pickup and feather weight tone arm from the T Series are used to almost eliminate record wear. The dual-viewing neon strobe is visible even with a 12" LP on the turntable. Mike input accepts either a high or a low impedance dynamic microphone without modification. Special remote music volume control jack and Newcomb's exclusive pause master switch are featured in this system. Special circuitry protects output devices against overdriving, overloading and shorted speakers or leads.

Write for
Details

Also available – AVT 1270V-2HF – \$448.77
(System with split-case open back speaker assembly)




Callers' Supply Company

8459 EDMARU AVENUE • WHITTIER, CALIF. 90605
TEL. (213) 693-5976 (ASK FOR BOB RUFF)



Ivan Midlam



Bill Helms



S303 Lucky, Lucky, Lucky
LO 101 Let Me Take You In My Arms

Produced by Stu Taylor, P.O. Box 30007, Eugene, OR 97403

NATIONAL RESOLUTION

On January 15th, the 96th Congress assembled for the first session. The National Folk Dance Committee is, again, seeking support from all segments of the square dance family to have square dancing proclaimed the National Folk Dance of the U.S.A. The Committee has met with Congressman Norman Mineta and the Resolution (which was introduced in the 95th Congress but died in Committee) was to be introduced in January. The Committee is asking that all square

dancers work on this *one* Resolution. Should several be introduced, the issue becomes complicated and confused. A commemorative resolution must have 218 co-sponsors to be considered. Through publications, associations and federations, the National Folk Dance Committee hopes to keep square dancers informed as to the Resolution's number in the 96th Congress, the committee to which it is assigned, names of co-sponsors, etc. The Committee's address is P.O. Box 5775, San Jose, California 95130.



"CLOUD NINE" COMFORT *by Coast Ballet*

Here it is!

"PRINCESS" Economy Priced

FOR SQUARE AND ROUND DANCERS
Now made to order in all colors, styles and in both round and tapered toes.

Colors: Yellow, Orange, Lt. Blue, Hot Pink, Lilac, Bone, Lime, Red, Purple, Navy.

Specific ROUND or TAPERED toe as shown. Sizes 4 thru 11. Medium or Narrow widths.

- BLACK or WHITE \$15.95
- COLORS \$16.95
- GOLD or SILVER \$17.95



Weber Western Wear

104 WEMPE DRIVE

CUMBERLAND, MD. 21502

PHONE (301) 724-2925



ALL LEATHER
(except heels)

PRINCESS—Unlined with an elasticized throat. Cushioned innersole and high or low heel.

Special rates for new class members and helpers. State number of couples when requesting information.

Tapered

Rounded

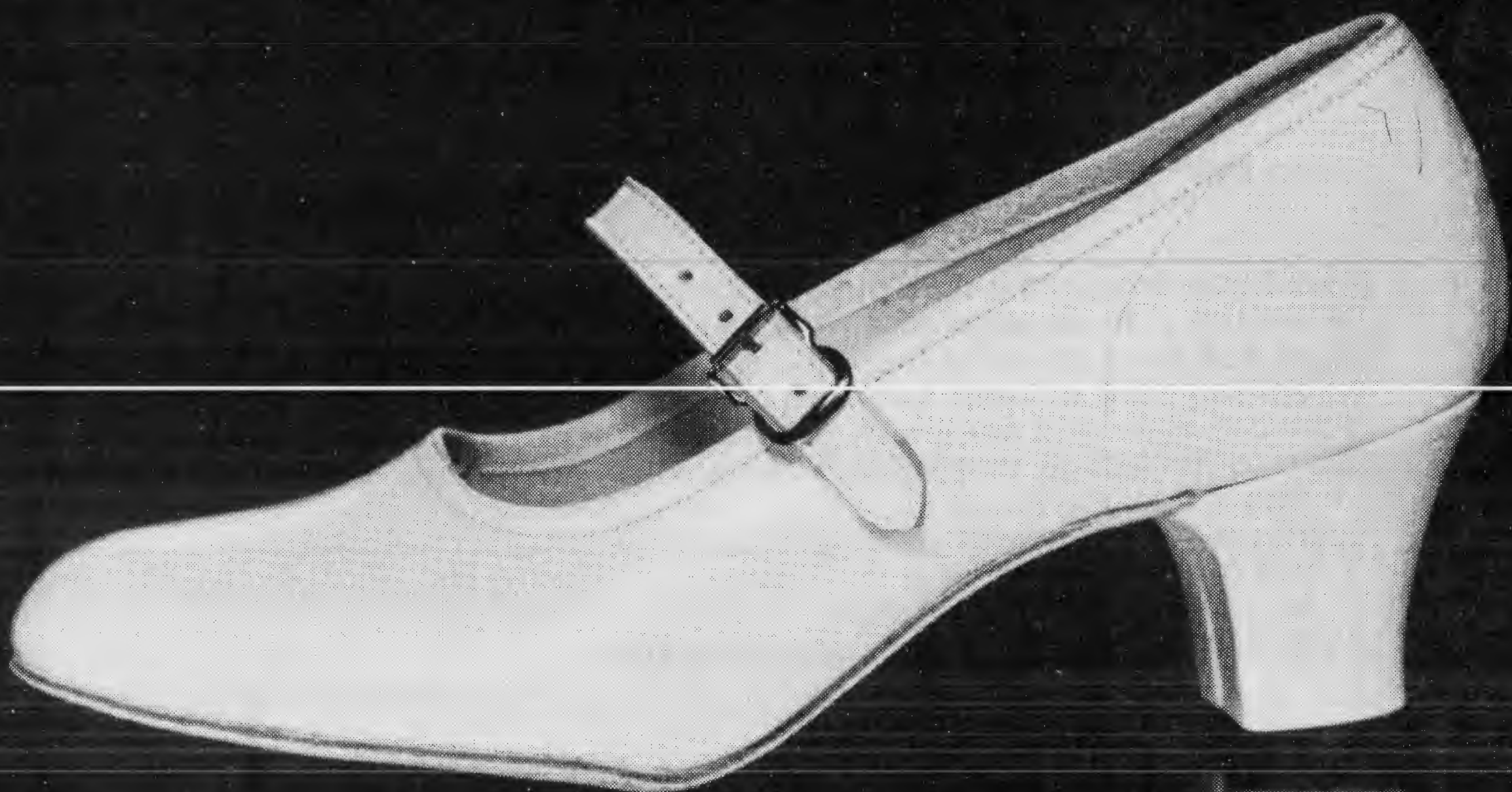


#33



#22

Dance all night
in the new
MANDY



COAST SHOES Inc.
LOS ANGELES, CA.

Ladies to the center, back to the bar, gents to the center with a right hand star
Skip your partner and turn the next by the left hand around
Turn the new corner by the right hand round
Turn partner left when you come down, go all the way round

Original corner girl.

Turn the right hand lady by the right hand round

Original partner.

Turn partner by the left, not too far

Gents into the center like an allemande thar, back up boys, not too far

Now throw in the clutch and put 'er in low

The gals walk around on the heel and toe, twice around the ring you go

Men retain their right hand star, release armholds and change direction to clockwise as the ladies continue on counterclockwise on the rim.

Skip that gal and turn the next with the left hand round

The routine continues.

Circle eight and around you go, break that ring with a do paso

It's corners right and around you go, then a left hand

round your pretty little maid

The ladies star right, gents promenade, go twice around

Meet your partner turn by the left

It's once and a half and the gents star in,

the gals run around on the outside rim

Now wave to your honey, we're off to the races,

pass her again and then trade places

Gents step out and the gals star in, go twice around till you meet 'er again

Then box the gnat and gents star back, gals run around on the outside track

It's twice around to the music of the band

Then meet your partner, right and left grand

The Shooting Star by Bob Hall

Head couples promenade outside, go two by two

While the side couples do a right and left thru

First and third go on to the right, circle four you're doing fine,

spread right out and form two lines

Forward eight and back with you, forward again and pass thru

Turn to the left go single file, make a wheel and turn it awhile

This is a left hand star.

Gents reach back with your right hand.

Without breaking the star, men reach over their left shoulder and take the right hand of the lady behind them.

Pull them through to a right and left grand

Runouttanames by Ed Gilmore

First and third go forward and back

Then split your corner in the same old track and four in line you stand

Go forward eight and back with you, go forward again and pass thru

Join hands again — arch in the middle and the ends turn in

Circle four in the middle of the floor, go once around

Pass thru and split the ring and four in line you stand

Go forward eight and back with you, go forward again and pass thru

**Now arch in the middle — the ends turn in
 Circle four in the middle of the floor, go once around and ain't it grand
 Pass thru and left allemande**

Ed Gilmore's Ends Turn In

You may have seen through all of this the fact that in some of these patterns there is a degree of dancing challenge. It is a different form of challenge than we experience in much of today's dancing, in that the dancers themselves must be oriented to patterns rather than scads of different terms. As a matter of fact, we've listed the basics and find that they all fit into the primary or basic CALLERLAB program. Here is a list so tha you may check this for yourself.

**Allemande
 Allemande Thar
 Arch in the Middle,
 Ends Turn In
 Arm Turns
 Back By the Left**

**Box the Gnat
 Circle Left
 Circle to a Line
 Courtesy Turn
 Do Paso**

**Do Sa Do
 Forward and Back**

**Four Ladies Chain
 Inside Out, Outside In
 Ladies Center,
 Back to the Bar
 Ladies Chain
 Ladies 3/4 Chain
 Ocean Wave
 Pass Thru
 Right and Left Grand**

**Right and left Thru
 Rock Forward and Back**

**See Saw
 Single File Promenade
 Split the Ring**

**Split Your Corner
 Star
 Star Promenade
 Swat the Flea
 Throw in the Clutch**

The dozen dances that we have shown are only a few of many hundreds that were written in the 1950s. This was a period that served as a bridge between the early traditional dancing and the contemporary form of multi-basic choreography that followed the hot hash of the 60s. To be sure, a caller putting some of these dances to use might wish to eliminate some of the dated patter but even that is not difficult to manage.

Would the dancers of today be able to follow these commands "cold?" Possibly not the first time through. A walk thru or a talk thru might be called for in the initial exposure but certainly not a lengthy learning period such as that required when learning a new basic.

Sometime try some of these patterns with your dancers. If you call directionally you may find it unnecessary to do any preliminary teaching but can simply call them pretty much as they appear here.



Renny Mann

Prairie Recordings

- PR 2005 "STAR WARS"/
 "DON'T DO IT" Hoedown
 PR 1015 "CAJUN SQUARE" by Al Horn
 PR 1014 "MARRY ME" by Renny Mann

RECENT RELEASES

- PR 1012 "KNEE DEEP" by Al
 PR 1013 "APPLEJACK" by Al
 LP 2001 BEST SELLING LP — 75 BASICS PLUS by Al Horn

PRAIRIE RECORDINGS • 1170 2nd Street • Penrose, CO. 81240




Al Horn



The S/D Shopper's Mart


See box to far right for separate postage charges on most of these items.



HANDBOOK LIBRARY

1. Basic Movements (30¢ each, \$20.00 per 100)
2. Extended/Mainstream Basics (30¢ each, \$20.00 per 100)
- Plus Movements Handbook (30¢ each, \$20.00 per 100)
3. Club Organization (50¢ each)
4. Indoctrination (30¢ each, \$20.00 per 100)
5. One-Night Stands (50¢ each)
6. Party (Planning) Fun (50¢ each)
7. S/D Publicity (50¢ each)
8. The Story of Square Dancing – Dorothy Shaw (50¢ each)
9. Youth in Square Dancing (50¢ each)
10. Plastic Record Sleeves (\$12.50 per 100, plus \$2.00 postage)

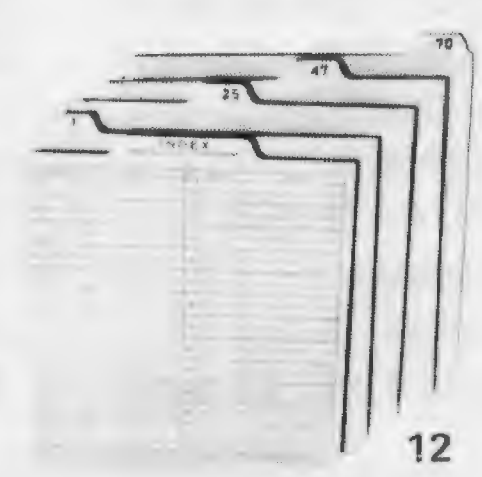
1 2 PLUS



8 9



10
11




12


11. Paper record sleeves (not shown) (\$8.00 per 100 plus \$2.00 postage)
12. Record case index divider cards (\$3.25 per set plus \$1.50 postage)



13



14



15



16 17



18




19



20




21




22

13. SQUARE DANCING Magazine Binders in durable bright red vinyl (\$4.25 each plus postage – 1 or 2 binders \$1.25; Add 25¢ for each additional binder)
14. Non-Dancer Promotional Four-page Flyer (\$3.00 per 100; \$20.00 per 1000) (Postage \$1.00 per 100)
15. Basic Check Lists – Corresponding to the 2 Basic Handbooks (\$1.00 per dozen) (Postage 40¢)
16. Velco Slo-Down (or) 17. Velco Spee-Dup (\$2.75 plus \$1.25 postage; total per can \$4.00) (Canada and Foreign \$3.15 per can plus \$1.75 – U.S. Funds – on both items)
18. & 19. Temporary Name Tags indicate 18 or 19 (\$2.75 per 100; minimum order 100) (Plus 50¢ postage per 100)
20. Learn to Square Dance Poster (black & red ink) (\$1.50 per dozen; minimum order 12) (Plus 50¢ postage per dozen)
21. Learn to Square Dance Poster (black & white) \$1.00 per dozen; minimum order 12) (Plus 50¢ postage per dozen)
22. Learn to Square Dance Post Cards (\$2.75 per 100; minimum order 100) (Plus 65¢ postage per 100)




- 23. Caller/Teacher Manual for the Basics (\$5.00)
- 24. Caller/Teacher Manual for the Extended Basics (\$5.00)
- 25. Caller/Teacher Manual for Contra Dancing (\$5.00)
- 26. American Round Dancing – Hamilton (\$2.50)
- 27. Round Dance Manual – Hamilton (\$5.00)

IMPORTANT—POSTAGE COSTS
 Please add the following postage on items listed:
 ALL HANDBOOKS (1-9) 1 book 20¢; 2-10 50¢; 11-30 85¢; 31-50 \$1.00; 51-100 \$1.90; Over 100 \$1.90 plus 1¢ for each additional Handbook
 ALL MANUALS add 50¢ postage each
 DIPLOMAS (either Square or Round Dance) 1-10 50¢; 11-20 65¢; 21-50 \$1.00; 51-100 \$1.20
 RECORDS (Bob Ruff Teaching Series 6000 & 6501) Add 50¢ for 1; 60¢ for 2 or 3; 70¢ for 4. Add 10¢ additional postage for each record over 4.
 NOTE: In most cases it is far less expensive and much faster to ship by United Parcel. We would have to have your street address rather than a post office box number to ship via UPS.



28
29



30

- 28. Square Dance Diplomas — for your graduates. Minimum order 10 (10¢ each)
- 29. Round Dance Diplomas — Minimum order 10 (10¢ each)
- 30. Microphone Cozy (\$7.80 plus \$1.00 postage)

The Bob Ruff Teaching Records (with calls and written instructions) 4 records in this series \$5.95 each. LP 6001 - Level 1; LP 6002 - Level 2; LP 6003 - Level 3; LP 6501 - Party Dancing to Level 1



31

**The Sets in Order AMERICAN SQUARE DANCE SOCIETY
 MEMBERSHIP APPLICATION AND ORDER FORM**

462 North Robertson Boulevard • Los Angeles, California 90048

No.	Qty	Description	Cost Each	Total

No.	Qty	Description	Cost Each	Total

Please include postage. See box above.

Please send me SQUARE DANCING for 12 months. Enclosed is my membership fee of \$7.00 to The SETS IN ORDER AMERICAN SQUARE DANCE SOCIETY.

NAME _____

ADDRESS _____

New Renew

CITY _____ STATE _____ ZIP _____

Calif. add 6% Sales Tax
 (on purchases other than subscriptions)

Total Amount (Enclosed) \$ _____

LET YOUR
SQUARE DANCE CLOTHIER
HELP YOU

Dress for the Dance



More than 28,000 copies of SQUARE DANCING Magazine are mailed out to subscribers every month. That means that for only \$10.00 per month, a clothing store dealer may reach in the neighborhood of 80,000 square dancers — all potential clothing buyers. If you're interested in a listing write to Dress for the Dance, SQUARE DANCING Magazine, 462 N. Robertson Boulevard, Los Angeles, California 90048.

THE ALLEMANDE SHOP

1561 Haslett Rd.
Haslett, Michigan 48840

ARROWHEAD TRADING POST

P.O. Box 135 204 N Hwy 89-A
Sedona, Az. 86336

ARZY'S

2634 Wilshire Blvd.
Santa Monica, Ca. 90403

BAR G SADDLERY

1066 E. Michigan Ave.
Ypsilanti, Mi. 48197

BUCKLES & BOWS

320 Dundurn St. S.
Hamilton, Ont., Canada L8P 4L6

C & M WESTERN WEAR

3820 Stewart Rd.
Doraville, Georgia 30340

CALICO COUNTRY

1722 "C" Sweetwater Rd.
National City, Ca. 92050

CAROL'S SQUARE DANCE CORRAL

1672 So. 21st St.
Colorado Springs, Co. 80904

THE CATCHALL

1813 Ninth Street
Wichita Falls, Tx. 76301

C BAR S SQUARE DANCE APPAREL & RECORDS

5632 E. Mockingbird Ln.
Dallas, Tx. 75206

CHEZ BEA SQUARE DANCE CREATIONS

650 N.E. 128th St.
North Miami, Fla. 33161

CHRISTINE'S SQUARE DANCE FASHIONS

232 Harcourt Street
Winnipeg, Manitoba, Canada R3J 3H3

CIRCLE EIGHT SQUARE DANCE SHOP

5517 Central Ave. NE
Albuquerque, N.M. 87108

CONARD'S SQUARE DANCE SHOP

710 - 3rd Avenue N.
Lewistown, Mt. 59457

THE CORRAL

41 Cooper Ave.
West Long Branch, N.J. 07764

COUNTRY CORRAL

12041 Beach Blvd.
Stanton, Ca. 90680

COUNTRY FASHIONS

5239 N. Harlem Ave.
Chicago, Il. 60656

DANCE RANCH

Carrollton Shopping Center
New Orleans, La. 70118

THE DANCERS CORNER

2228 Wealthy SE
Grand Rapids, Mich. 49506

DART WESTERN SHOPPE

1414 E. Market
Akron, Ohio 44305

DIXIE DAISY SQUARE DANCE & WESTERN WEAR

1355 Odenton Rd.
Odenton, Md. 21113

DON'S SQUARE DANCE APPAREL

107 E. Sangamon Avenue
Rantoul, Ill. 61866

DO PASSO

203 Vermont St.
Buffalo, N.Y. 14213

DORIS' SQUARE DANCE AND WESTERN WEAR

8575 W. Colfax
Denver, Colo. 80215

DOROTHY'S SQUARE DANCE SHOP

3502½ Strong Ave.
Kansas City, Ks. 66106

THE DO-SI-DO SHOP

1138 Mosby Rd.
Memphis, Tenn. 38116

DOUBLE W DANCE WEAR and WARES

1172 Edgell Road
Framingham, Mass. 01701

ELAINE'S

11128 Balboa Blvd.
Granada Hills, Ca. 91344

ELAINE'S KOLLECTIONS

2030 N. 12th Ave.
Pensacola, Fla. 32503

MADELYN FERRUCCI CREATIONS

Brewster & Lake Rds.
Newfield, N.J. 08344

F & S WESTERN SHOP

1553 Western Ave.
Toledo, Ohio 43609

FASHIONS BY MR. PHILLIP, INC.

P.O. Box 3599
Cranston, R.I. 02910

FAWCETT'S SQUARE DANCE SHOP

412 W. Sam Houston
Pharr, Tx. 78677

THE FLUTTER WHEEL

82-876 Miles Ave.
Indio, Ca. 92201

GEORGIA'S WESTERN & CASUAL WEAR

Box 158, Rt. #58
St. Petersburg, Pa. 16054

HALE'S ENTERPRISES

7932 E. 21st St.
Tulsa, OK. 74129

IRONDA SQUARE DANCE SHOPPE

759 Washington Ave.
Rochester, N.Y. 14617

THE JUBILEE SQUARE DANCE & WESTERN WEAR SHOP

71 N. San Tomas Aquino Rd.
Campbell, Ca. 95008

K & K DRESS MFG. CO.

5733 Lankershim Blvd.
N. Hollywood, Ca. 91601

STORES handling square dance clothing are invited to write SQUARE DANCING regarding a listing on this page.

SQUARE DANCING

MAGAZINE
MAY BE
PURCHASED
AT THESE
STORES



KROENING'S OF BALTIMORE

4313 Harford Rd.
Baltimore, Md. 21214

LENORE'S PETTICOATS

P.O. Box 607
Deland, Fl. 32720

LE-RE SQUARE DANCE SHOP

1622-24 Geo. Washington Blvd.
Wichita, Kansas 67211

M & H WESTERN FASHIONS

13002 Lorain Ave.
Cleveland, Oh. 44111

MAREA'S SQUARE DANCE SHOP

Cor. Love & (3749) Zimmerly Rds.
½ mile off 832
Erie, Pa. 16506

THE MAREX CO.

506½ W. Columbia
Champaign, Il. 61820

MARTY'S SQUARE DANCE FASHIONS

404 Cherokee Dr.
Greenville, S.C. 29615

MCCULLOCH COSTUME & DANCEWEAR CENTER

1034 Dundas St.
London 31, Ontario, Canada

MCCREERY DANCE WEAR

214 Iowa Ave. (Highgrove)
Riverside, Ca. 92507

NICK'S WESTERN SHOP

245 E. Market St.
Kingsport, Tenn. 37660

OBIES WESTERN & SQUARE DANCE FASHIONS

614 S. Lake St. (Rt. 45)
Mundelein, Ill. 60060

ONELL'S APPAREL AND RECORDS

4818 Louisville Ave.
Lubbock, Tx. 79413

PALOMINO SQUARE DANCE SERVICE

7738 Morgan So.
Minneapolis, Mn. 55423

PEARL'S OF RALEIGH

2109 Franklin Rd.
Raleigh, N.C. 27606

PEARL'S WESTERN FASHIONS

Dawes Ave.
Clinton, N.Y. 13323

THE PRINCESS SPECIALTY SHOP

584 Main St.
So. Portland, Me. 04106

THE PROMENADER

4690 Convoy St.
San Diego, Ca. 92111

PROMENADE SHOP

4200F 62nd Ave. N.
Pinellas Park, Fl. 33565

PROMENADE SHOP

11909 N.E. Halsey
Portland, Or. 97220

THE QUALITY WESTERN SHOP

1894 Drew St.
Clearwater, Fla. 33515

RILEY'S RANCH CORRAL

750 Northgate Mall
Seattle, Wa. 98125

ROMIE'S SQUARE DANCE & WESTERN WEAR

3827 El Cajon Blvd.
San Diego, Calif. 92105

RUTHAD PETTICOATS AND PANTIES

8869 Avis
Detroit, Michigan 48209

SHIR-LAINE'S SQUARE DANCE SHOP

7925 Highway 90 West
Theodore, Ala. 36582

SKY RANCH SADDLERY

109-111 So. Main St.
Central Square, N.Y. 13036

SMITH'S SQUARE DANCE SHOP

10125 East 12th St.
Tulsa, Ok. 74128

THE SQUARE DANCE SHOP

1602 S. Monroe
Amarillo, Tx. 79102

THE SQUARE FAIR SHOPPE

2527 W. Pawnee
Wichita, Kan. 67217

THE SQUARE FAIR SHOP

7408 Atlantic Blvd.
Jacksonville, Fla. 32211

SQUARE FASHIONS MFG. CO.

1501 W. Hwy 82
Gainesville, Texas 76240

SQUARE-ROUNDER

Square-Rounder Building
Goshen, Va. 24439

SQUARE TOGS

11757 Hwy. 42
Sharonville, Ohio 45241

SWINGIN' SQUARE SHOP

1614 MacDade Blvd.
Folsom, Pa. 19033

TINGUE'S SQUARE WEAR

1987 Yale Ave.
Williamport, Pa. 17701

TOGS FOR TAWS

Rte. 10, Box 487
Tyler, Tx. 75707

WESTERN SQUARES INTERNATIONAL

13530 Tesson Ferry Rd.
St. Louis, Mo. 63128

WHEEL AND DEAL SHOP, INC.

Rt. 115, Yarmouth Rd.
Gray, Maine 04039

WHEEL & DEAL SQUARE DANCE SHOP

7517 Centreville Rd.
Manassas, Va. 22110

WHEEL AROUND COUNTRY WESTERN WEAR

1116 S. Glenburnie Rd.
P.O. Box 3055
New Bern, N.C. 28560

INDEX CARDS

FOR RECORD CASES
WITH 7" RECORDS

NUMBERED FROM 1-75

MADE OF HIGH QUALITY CARD STOCK
\$3.25 Per Set - Postage \$1.50 Per Set

Californians please add 6% sales tax

AMERICAN SQUARE DANCE SOCIETY

462 N. Robertson Blvd.

Los Angeles, Ca. 90048

THE 1979 TOP TEN

THE ALL NEW TOP TEN INCLUDES

- Illustrated choreo-analysis of the Top Ten moves of 1978 with sample figures
- Five Big new Dictionaries with updated definitions
 - The Callerlab Mainstream basics (with Plus 1 & 2)
 - The Callerlab Advanced basics (A1 and A2)
 - The Callerlab Challenge (C-1) basics
 - The Callerlab Extended Challenge (C-2) basics
 - The 100 most interesting new moves of 1978
- Illustrated Formations and Unsymmetric Sight methods

The Top Ten - \$6 pp/copy
Bi-Monthly Top \$6/Calendar
Ten Supplements Year

Order From:
BILL DAVIS
1359 Belleville Way
Sunnyvale, Ca 94087

\$12.95

Plus \$1.50
Postage and Handling

Beautiful double layer
petticoats for square dancers.

30 yard medium full with nylon Tricot yoke. Outer skirt has many tiers of crisp nylon marquisette. Under skirt is of soft nylon "sheer" for comfort.

NOTE: Petticoat Sizes

Jr. P.	P	S	M	L	XL
17"	19"	20"	21½"	23"	24"

Send 50¢ for catalog of many other bargains.

PRAIRIE GAL SQUARE DANCE SHOP

9136 E. 31st St., Tulsa, OK 74145

(918) 622-0322

Lou Mac



If unable to
obtain records
from your dis-
tributor, please
write to us for
information.

Bob Cat RECORDS

P.O. Box 2406 Muscle
Shoals, Al. 35660



Roger
Morris



Mac
Letson



Bill
Claywell



Jim
Coppinger



Harold
Kelley



Bob
Augustin



Bill
Barner

NEW ON LOU-MAC

- LM 131 Backing to Birmingham
by Bill Claywell
- LM 130 Lay Down Sally by Mac Letson
- LM 129 All My Roads by Mac
- LM 128 Have I Told You Lately
by Roger Morris
- LM 127 Don't Think Twice
by Jim Coppinger
- LM 126 All the Sweet by Bill Barner
- LM 125 You Can Have Her by Harold

- LM 124 All the Times by Mac
- LM 123 Living in the Sunshine
by Bill Claywell
- LM 122 She's My Rock by Jim
NEW ON BOB-CAT
- BC 105 Down On Bourbon St. by Bob
- BC 104 Everything I Touch
by Bill Barner
- BC 103 Magic of the Rain by Bob
- BC 102 Square Dance Man
by Larry Letson

(BIG EVENTS, continued from page 12)

- Apr. 20-21 - 10th Annual Azalea Festival
S/D, Norfolk Scope, Norfolk, Virginia
- Apr. 20-22 - State S/D Convention, Con-
vention Center, Sacramento, California
- Apr. 27-28 - 20th New England S/R/D Con-
vention, Manchester, New Hampshire
- Apr. 27-28 - Spring S/R/D Festival, Cen-
tury II Auditorium, Wichita, Kansas
- Apr. 27-29 - 18th Annual Spring Fling, Mary
E. Sawyer Auditorium, LaCrosse, Wi.
- Apr. 27-29 - EAASDC Spring Jamboree,
Berlin, Germany
- Apr. 28 - 19th Spring Festival, Asheville
Country Day School, Asheville, N.C.
- Apr. 28 - 2nd Annual Mardi Gras S/R/D
Festival, Moanalua Hi School, Wahiawa,
Hawaii
- Apr. 29 - Cerebral Palsy Benefit Dance, Goff
Jr. Hi School, E. Greenbush, New York
- May 4-6 - 32nd Silver State S/D Festival,
Centennial Coliseum, Reno, Nevada
- May 5 - Official Night Owl Dance, First
Methodist Church, Cheyenne, Wyoming
- May 5 - Blossomtime S/D Festival, High
School, Berrien Springs, Michigan
- May 5 - GSSDA Spring Dance, Atlanta,
Georgia
- May 5 - Annual Spring Festival, Aquadome
Rec Center, Decatur, Alabama
- May 5 - Spring Fling Dinner & Dance, Colo-
rado Mt. College West Campus, Glenwood
Springs, Colorado
- May 5-6 - 6th Maypole Dance, Munich,
Germany
- May 6 - 5th Annual Roundup, St. Joseph By
The Sea High School, Staten Island, N.Y.
- May 12 - Spring Festival, Calico Ghost
Town, Barstow, California

May 18-19 — Tulip Time Festival S/D, Hi School, Zeeland, Michigan
 May 20 — WMSARDA Spring Fling, K of C, Elks and Szetila School, Chicopee, Mass.
 May 25-26 — Annual Spring Fling, Wm. Fleming High School, Roanoke, Virginia
 May 25-27 — 26th State S/R/D Convention, Orlando, Florida
 May 25-27 — Columbus Festival, Sheraton Motor Inn, Columbus, Ohio
 May 26 — 20th Annual Roundup, Student Union Bldg., Gettysburg College, Gettysburg, Pennsylvania
 June 8-9 — 25th Annual S/R/D Festival, Gunnison, Colorado
 June 9 — State Convention, Von Braun Civic Center, Huntsville, Alabama
 June 9-10 — 12th Annual Gold Digger's S/D, Miner Breakfast and Gold Panning, New Community Center and Diggins, Yreka, California
 June 15-16 — 15th Annual S/R/D Festival, Ricks College, Rexberg, Idaho
 June 15-17 — 1st Annual Yearling Weekend, East Hill Farm, Troy, New Hampshire
 June 16-17 — State S/D Federation Conven-

tion and Annual Meeting, Rochester, Mn.
 June 21-23 — 13th National Challenge Convention, Holiday Inn, Butler, Pa.
 June 22-23 — 29th State S/D Festival, Community College Gym, Edmonds, Wa.
 June 22-24 — 5th Annual June Jump, Grade School Gym, Osburn, Idaho
 June 24-25 — Campers' Trail Dances, Kiesler's Clear Lake Campground, Waseca, Minnesota
 June 24-27 — Trail In Festival of Stars, Interlaken Lodge/Villas, Lake Geneva, Wi.
 June 26 — Trail End Dance, Jeffery School, Kenosha, Wisconsin
 June 28-30 — National Square Dance Convention, MECCA, Milwaukee, Wisconsin
 June 30-July 7 — Caravan of Campers S/R/D Week, House of Roth, Clementsport, Nova Scotia, Canada
 July 6-8 — 13th Annual State S/D Festival, West High School, Anchorage, Alaska
 July 6-8 — 13th Calgary Stampede, Calgary Alberta, Canada
 July 6-8 — Annual Intermountain Funstitute, McCall, Idaho
 July 6-8 — EAASDC Summer Jamboree,



"CLOUD NINE" COMFORT *by Coast Ballet*

Here it is!

"RINGO" The Original

FOR SQUARE AND ROUND DANCERS

Now made to order in all colors and styles.

Colors: Yellow, Orange, Lt. Blue, Hot Pink, Lilac, Bone, Lime, Red, Purple, Navy, Brown, U.S.A. (Red, White, Blue).

All Leather With a Metal Shank

Sizes 4 thru 11. Medium or Narrow widths.

BLACK or WHITE \$15.95
 COLORS \$16.95
 GOLD or SILVER \$17.95



RINGO—Unlined with an elasticized throat, an in-step strap joined by an elastic ring. Cushioned innersole and 1/2" heel.

Special rates for new class members and helpers. State number of couples when requesting information.

Tapered

Rounded



#33

#22



Weber Western Wear

104 WEMPE DRIVE

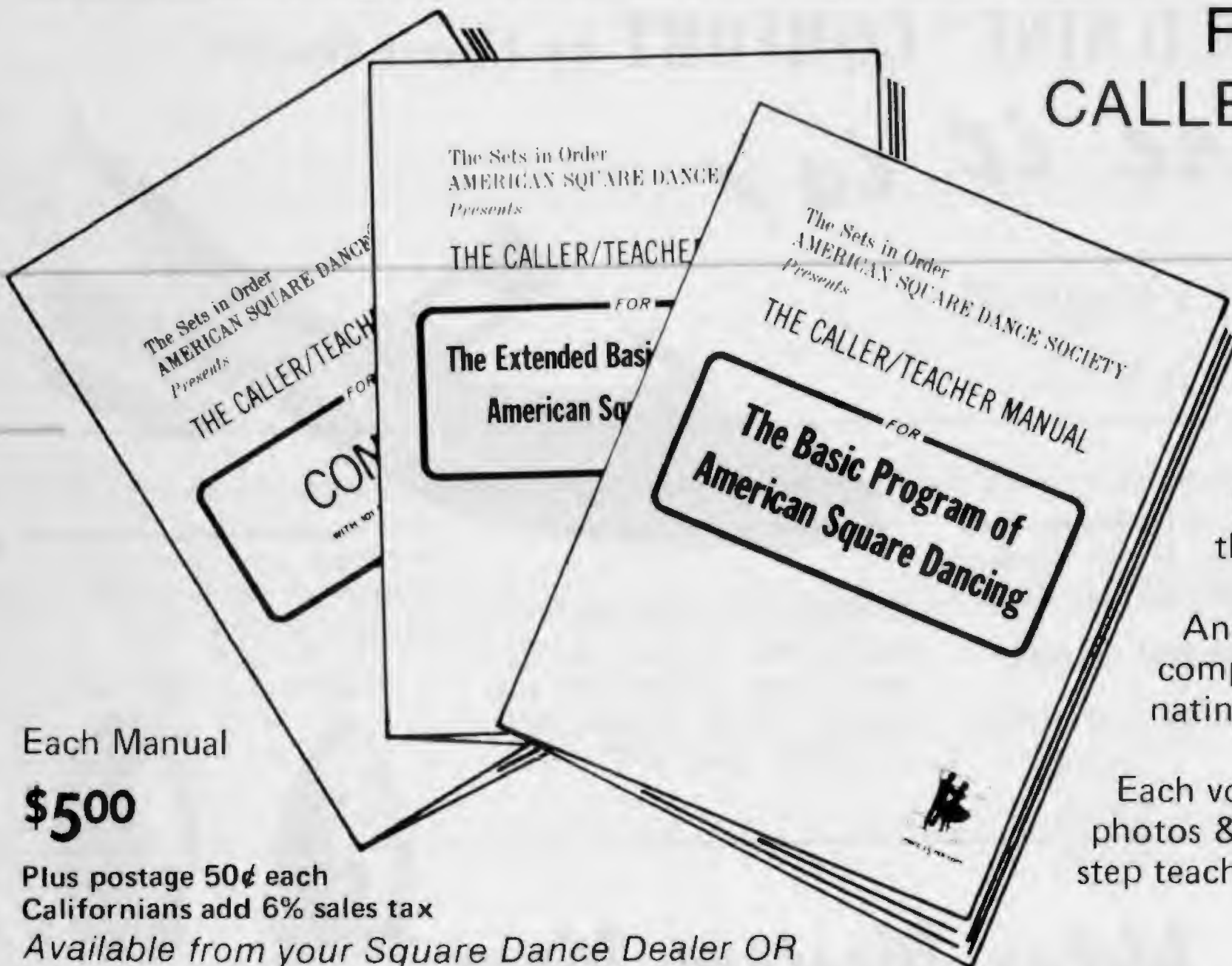
— CUMBERLAND, MD. 21502 —

PHONE (301) 724-2925

Heilbronn, Germany
 July 13-14 — Summer Festival, Convention Hall, Gadsden, Alabama
 July 13-14 — 9th Annual Fun Festival, Jekyll Island, Georgia
 July 14 — Round Dance Festival, Civic Center, El Paso, Texas
 July 19-21 — National R/D Convention, Radison-Muehlebach Hotel, Kansas City, Missouri
 July 19-21 — 16th Star Bangled Festival, Hunt Valley, Maryland
 July 22-27 — SIOASDS Asilomar S/D Vacation, Pacific Grove, California
 July 27-29 — Cutty's 2nd Annual Dance Festival, Coaldale, Colorado
 Aug. 3-4 — 7th Annual Dogpatch S/R/D Festival, Marble Falls Convention Center, Harrison, Arkansas
 Aug. 3-4 — Mississippi Gulf Coast Festival, Coliseum, Biloxi, Mississippi
 Aug. 6-11 — 26th S/D Jamboree, Penticton, British Columbia, Canada
 Aug. 16-19 — 15th Jekyll Island Jamboree, Aquarama & Buccaneer Motor Lodge, Jekyll Island, Georgia

Aug. 17-26 — Show-Me Square Up #3, The Village, Sedalia, Missouri
 Aug. 30-Sept. 2 — Single S/D 9th Dance-A-Rama, Meuhlebach Hotel, Kansas City, Missouri
 Aug. 31-Sept. 2 — Hog Capital S/D Festival, Kewanee, Illinois
 Sept. 8 — 15th Annual ORA Fall Roundup, Bell Municipal Auditorium, Augusta, Georgia
 Sept. 13-15 — 8th Annual State S/R/D Convention, Coliseum, Macon, Georgia
 Sept. 14-16 — 2nd Midwest Gold Star Weekend, Best Western Motel, Lima, Ohio
 Sept. 21-23 — Fallin' Leaves Frolic Weekend, Pokagon State Park, Angola, Indiana
 Oct. 20 — 9th Bavarian S/D Festival, Schweinfurt, Germany
 Oct. 26-27 — Pumpkin Festival, VFW Club, Owatonna, Minnesota
 Oct. 26-28 — Fall Festival, East Hill Farm, Troy, New Hampshire
 Oct. 27-28 — Squar Esta, Griswold's, Claremont, California
 Nov. 16-17 — Square Dance Festival, Natural Bridge, Virginia

FOR THE CALLER/TEACHER



Three absolutely invaluable aids for callers and teachers

Manual 1 (yellow) covers Basics 1-50

Manual 2 (blue) covers the Extended Basics 51-75

And for you Contra Buffs a complete guide to the fascinating world of Contras.

Each volume contains dances, photos & diagrams and a step by step teaching progression.

Each Manual

\$5.00

Plus postage 50¢ each
 Californians add 6% sales tax

Available from your Square Dance Dealer OR


THE SETS IN ORDER AMERICAN SQUARE DANCE SOCIETY

462 North Robertson Boulevard

Los Angeles, California 90048



2ND NATIONAL CANADIAN SQUARE & ROUND DANCE CONVENTION



IN OTTAWA'S SPACIOUS
CIVIC CENTER
AUGUST 7-8-9, 1980

WE EXPECT 6,000 DANCERS
FROM CANADA AND OTHER
COUNTRIES.

REGISTER NOW TO ASSURE
THAT YOU WILL BE ONE
OF THEM.

For registration forms and
other information, write:

CONVENTION 1980,
P.O. Box 1980, Station "B",
Ottawa, Ontario K1P 5R5

- MULTI-FLOORS
FOR SIMULTANEOUS
ALL-LEVEL DANCING
- PANELS
- BOUTIQUES
- CLINICS
- FUN AND
FRIENDSHIP
- YOU WILL LOVE
CANADIAN
HOSPITALITY.

fashion feature



A collar can be a focal point of a square dance dress as demonstrated here by LaVerne Maddux. A white, cut-away collar of polyester pique, self-trimmed with bias material of the dress, truly highlights her outfit. Wisely she has minimized other trim allowing the clean lines of the six-gore skirt topped by a three-inch midriff, along with a fitted bodice and gathered puffed sleeves, to speak for itself. LaVerne chose a most attractive royal blue fabric.




Two new styles answer the square/round dancer's call for comfort and good looks.

The jaunty JAMBOREE partners D'Orsay styling with a delicate ankle strap and steps out on a graceful 1½ or 2-in. covered shaped heel.

Perfect for long promenades, the WHEELER is set on an easy-walking 1-in. covered heel with a comfortable, elasticized instep strap.

Both styles are crafted with fine leather uppers and soles for featherweight comfort, flexibility and support.



JAMBOREE



WHEELER

World's leading manufacturer of dance and gymnastic footwear

47-25 34th Street, Long Island City, New York 11101

selva[®]



“ . . . Gents turn 42 degrees . . . gals rotate two-thirds clockwise to a triangle as opposite couples form a reverse hypotenuse . . . ANY QUESTIONS?”

**The BEST SQUARE SHOE
in All America**

At This Price

COMPARE AND
YOU'LL AGREE

\$35⁰⁰



Widths A-B-C-D-E-EE-EEE
Sizes 6-12
Colors — Black or Brown
We pay postage anywhere

All Leather — Top Quality

GORDON BROTHERS

2488 PALM AVE.

BOX 841 - HIALEAH, FLORIDA 33011