



10-31-2007

Wakefield Land Conservation Education & Outreach Project

Cindy Barstow

Cheri Schlenker

Follow this and additional works at: <https://scholars.unh.edu/prep>



Part of the [Marine Biology Commons](#)

Recommended Citation

Barstow, Cindy and Schlenker, Cheri, "Wakefield Land Conservation Education & Outreach Project" (2007).
PREP Reports & Publications. 249.
<https://scholars.unh.edu/prep/249>

This Report is brought to you for free and open access by the Institute for the Study of Earth, Oceans, and Space (EOS) at University of New Hampshire Scholars' Repository. It has been accepted for inclusion in PREP Reports & Publications by an authorized administrator of University of New Hampshire Scholars' Repository. For more information, please contact Scholarly.Communication@unh.edu.

Wakefield Land Conservation Education & Outreach Project

A Final Report to

The New Hampshire Estuaries Project

Submitted by

Cindy Barstow
Cheri Schlenker
Town of Wakefield

October 31, 2007

This project was funded in part by a grant from the New Hampshire Estuaries Project as authorized by the U.S. Environmental Protection Agency's National Estuary Program.



TABLE OF CONTENTS

Executive Summary	3
Introduction	4
Project Goals and Objectives	4
Project Leadership	5
Project Activities and Work Products	5
Conclusions and Recommendations	6
Appendices	
Appendix A	
Wakefield Land Conservation Survey Report (Compiled by UNH Survey Center)	
Appendix B	
Brochure	
Appendix C	
Press releases and news articles	

Wakefield Land Conservation Education & Outreach Project

Executive Summary

October 24, 2007

NROC/NH Estuaries Project Grant

In 2006, a Warrant Article for \$500,000 for the extinguishment of Development rights (protecting land through conservation easements) passed at town meeting by only 14 votes, (0.01%). The Wakefield Land Conservation Group felt that it was important to understand the reasons for such a close vote. This was accomplished by distributing a professionally crafted town-wide survey. The survey was sent to 3,100 registered voters. 279 voters responded, a 9% response rate.

The town is starting to work on implementing the survey results. As a result of the survey, five landowners were identified who are interested in finding out more about land conservation options. The Wakefield Land Conservation Group is working on follow up discussions with these landowners.

Other outreach activities to educate the public about and build support for land conservation in Wakefield included putting together a brochure describing the Wakefield Land Conservation Committee and their mission. 2,500 copies of the brochure were distributed to town residents.

Wakefield Land Conservation Education & Outreach Project

Summary of Activities
June 30, 2007
NROC/NH Estuaries Project Grant

Introduction

The Town of Wakefield has experienced an unprecedented growth explosion in the past seven years. Pressures to use heretofore undeveloped land for the construction of residential housing has threatened the natural resources of this community. The projected growth rate has the potential to severely impact Wakefield's natural resources. While the town has undertaken a comprehensive revision of zoning, site plan and subdivision regulations, it is important that voluntary land protection measures are advanced to secure permanent protection of valuable resources.

In 2006, a Warrant Article for \$500,000 for the extinguishment of Development rights passed at town meeting by only 14 votes, (0.01%). The Wakefield Land Conservation Group felt that it was important to understand the reasons for such a close vote. Through the distribution of a professionally crafted town-wide survey, the WLCG hoped to ascertain the nature of the resistance. Prior to the vote, the WLCG disseminated through mailing and hand distribution two newsletters documenting the economic impact of residential development and the Dollars and Sense of Protecting open space. While many voters understood and applauded this analysis, there are others who were not receptive to the message. The WLCG wanted to ascertain the effect of the previous newsletter and education campaign so they can better target future outreach efforts, and build stronger local support for land conservation in Wakefield.

Project Goal and Objectives

Project Goal

To understand reasons for voter resistance to Land Conservation and to fashion reasoned, truthful and persuasive arguments and educational tools to advance Land Conservation.

Project Objectives

- Through the Voter Survey, the WLCG and other town groups will better understand voter attitudes toward and knowledge of Land Conservation initiatives in Wakefield.
- Citizens will increase their knowledge and understanding of the economic benefits and importance of Land Conservation in Wakefield, and will become more supportive of these initiatives.

- Voters will endorse monied warrant articles or bonds for Land Conservation in Wakefield.
- More landowners will become involved with protecting their land through conservation easements.

Project Leadership

Project Leader: Nancy Spencer Smith, Wakefield Conservation Commission Chair

Other project leaders included: Anne Bartley and Denny Miller (Camera in the Woods), Cindy Barstow, Peter Brown (WLCG Brochure), Daryl Remick (WLCG traveling exhibit), Nancy-Spencer Smith (Voter Survey), and Howie Knight (Town Celebration of Conservation Efforts – Barbour property).

This project was also supported by members of the Wakefield Conservation Commission and Land Conservation Group.

Project Activities and Work Products

1. Voter Survey

As part of this project, Wakefield contracted with the University of New Hampshire Survey Center to assist the Land Conservation Group with crafting a professional survey for voters to elicit voter attitudes toward Land Conservation. The survey was mailed to 3,100 voters. 279 surveys were returned, a 9% response rate.

The town is starting to work on implementing the survey results. As a result of the survey, five landowners were identified who are interested in finding out more about land conservation options. The Wakefield Land Conservation Group is working on follow up discussions with these landowners.

A copy of the survey is attached to this report.

2. Wakefield Land Conservation Group Brochure

A brochure was designed and written to describe the WLCG, its composition, criteria for Land Conservation and Goals. The brochure described Land Conservation in Wakefield and listed the group members.

The flyer was mailed out to the voter mailing list (approx 2,000), and 250 copies were distributed via post office, town hall, and public outreach events. The remaining 250 copies will be distributed at future events.

A copy of the brochure is attached to this report.

3. Organize, advertise and host a town-wide celebration of conservation efforts using the Barbour Property in October, 2006.

Approximately 25 people attended this event that was co-hosted by Wakefield Land Conservation Group, Conservation Commission, Moose Mountain Regional Greenways and UNH Cooperative Extension. The participants did a tour of the property, which included info about trees, plants, wildlife and wetlands, an informative nature walk, and finished up with a barbeque.

Conclusions and Recommendations (for future work or management strategies)

The education and outreach efforts conducted as part of this project have been successful in achieving our objectives:

- We identified five additional landowners who are interested in land conservation.
- We got valuable feedback from the voters that is helping us inform and focus our land conservation efforts.
- The Land Conservation Brochure has helped to inform public about the value of land conservation in Wakefield.

In the future, we plan to:

- Continue to work proactively on land conservation in Wakefield (Land Conservation Group, in conjunction with the Conservation Commission)
- Communicate actively with landowners about voluntary land conservation options (Land Conservation Group)
- Continue to educate and inform the public about the importance of open space protection (Land Conservation Group and Conservation Commission)

Appendix A:

Wakefield Land Conservation Survey Report (Compiled by UNH Survey Center)

**WAKEFIELD
LAND CONSERVATION SURVEY**

Tracy A. Fowler, M.A.
Andrew E. Smith, Ph.D.

University of New Hampshire
Survey Center

August, 2006

The University of New Hampshire

Survey Center

The UNH Survey Center is an independent, non-partisan academic survey research organization and a division of the UNH Carsey Institute.

The Survey Center conducts telephone, mail, e-mail, Internet, and intercept surveys, as well as focus groups and other qualitative research for university researchers, government agencies, public non-profit organizations, private businesses, and media clients.

Our senior staff have over 40 years experience in designing and conducting custom research on a broad range of political, social, health care, and other public policy issues.

Dr. Andrew E. Smith, Director
UNH Survey Center
Thompson Hall
Durham, New Hampshire 03824
603/862-2226 (voice)
603/862-1488 (FAX)
Andrew.Smith@unh.edu

Table of Contents

Executive Summary	1
Figures	4
<u>Appendix A:</u>	
Detailed Tabular Results	A - 1
<u>Appendix B:</u>	
Open-Ended Responses	B - 1
<u>Appendix C:</u>	
Questionnaire	C - 1

Executive Summary

The University of New Hampshire Survey Center conducted a survey for the Town of Wakefield. The specific topics of interest were the attitudes about the town of Wakefield, and land conservation. Thirty-one hundred (3100) surveys were mailed to all Wakefield registered voters on July 17, 2006. Two hundred seventy-nine (279) Wakefield registered voters responded to the survey between July 17 and August 25, 2006; the response rate was 9 percent.

The following figures display the summary survey results. Detailed tabular results can be found in Appendix A; Appendix B contains the open ended responses; and Appendix C contains the survey instrument.

This report summarizes the findings.

Attitudes about Wakefield

- When asked about their reasons for living in or moving to Wakefield, 64 percent of respondents cited its rural character, 56 percent said the quality of life, 37 percent said the lakes, 34 percent said location, 32 percent said tax structure, 30 percent said affordable housing, 8 percent said for a job or employment, 8 percent said they were born there, 5 percent said the schools, and 10 percent gave some other reason. **Figure 1**
 - Voters who have lived in Wakefield for 5 to 9 years and those between the ages of 40 to 49 are most likely to say they moved there because of the rural character.
 - Voters between the ages of 40 and 49 are most likely to say they moved there because of the quality of life.
 - Voters between the ages of 60 and 69, those who have lived in Wakefield for 9 years or less, and those who are seasonal residents are most likely to say they moved there for the lakes.
 - Voters between the ages of 40 and 49 and those who have lived in Wakefield for 5 to 9 years are most likely to say they moved there because of the tax structure.
 - Voters between the ages of 40 and 59, those who have lived in Wakefield for 9 years or less, and those voters who usually vote or vote occasionally/never are most likely to say they moved there because of affordable housing.
 - Young adults (18 to 39) are most likely to say they moved there because of the schools.
 - Voters who have lived in Wakefield for 30 or more years are most likely to say they were born there.
- The majority of Wakefield voters (59%) rated protecting lakes, rivers and wetlands as a very high priority, followed by controlling property taxes (53%), preserving wildlife habitat (43%), preserving open spaces (40%), maintaining Wakefield's rural character (38%), protecting endangered animals and plants (37%), slowing the town's population growth (36%), expanding recreational activities (8%), and encouraging residential development (3%). **Figure 2**
 - Young adults (18 to 39), those between the ages of 50 and 59, and voters who have lived in Wakefield for 5 to 9 years are most likely to rate protecting lakes, rivers and wetlands as a very high priority.
 - Voters who have lived in Wakefield for 10 to 19 years, or 30 or more years, are most likely to rate controlling property taxes as a very high priority.
 - Voters between the ages of 18 and 49 and those who have lived in Wakefield for 5 to 9 years are most likely to rate preserving wildlife habitat as a very high priority.
 - Young adults (18 to 39), those who never/occasionally vote, seasonal residents, and those who have lived in Wakefield for less than 5 years are most likely to rate preserving open spaces as a very high priority.
 - Voters between the ages of 18 and 49 are most likely to rate maintaining Wakefield's rural character as a very high priority.
 - Voters between the ages of 40 and 49 and voters who have lived in Wakefield for 5 to 9 years are most likely to rate protecting endangered animals and plants as a very high priority.
 - Voters between the ages of 18 and 49 are most likely to rate slowing the town's population growth as a very high priority.
 - Young adults (18 to 39) are most likely to rate expanding recreational opportunities as a very high priority.
- When asked where they get most of their information about news and events in Wakefield, the plurality of voters (29%) said the *Granite State News*, 18 percent said *Foster's Daily Democrat*, 12 percent said from the *Carroll County Independent*, 8 percent said the town website, 8 percent said from town meetings, 7 percent said newsletters, 5 percent said word of mouth, 3 percent said the *Union Leader*, 2 percent said channel 3, 1 percent said the *Conway Daily Sun*, 1 percent said the *Wakefield Junction*, 1 percent said the post office, 1 percent said the transfer station, and 2 percent listed some other source. **Figure 3**
 - Older adults (70 or older), longtime residents (30 or more years), and residents who own more than 5 acres are most likely to get their information from *Granite State News*.
 - Voters between the ages of 50 and 59 are most likely to get their information from *Foster's*.

- Voters between the ages of 18 and 49, those who usually vote, and new residents (less than 5 years) are most likely to get their information from the town website.
- Young adults (18 to 39) are most likely to get their information from town meetings.
- Voters who have lived in Wakefield for 20 to 29 years are most likely to get their information by word of mouth.
- According to Wakefield adults, the best way for the Wakefield Land Conservation Group to provide information is through direct mail (41%), followed by newspapers (22%), e-mail (15%), the town website (10%), meetings or workshops (6%), Channel 3 (2%), and handouts (2%). **Figure 4**
 - Young adults (18 to 39) and those who never/occasionally vote are most likely to say the best way is direct mailing.
 - Older adults (70 or older) and voters who have lived in Wakefield for 10 to 19 years are most likely to say the best way is the newspaper.
 - Seasonal residents say the best way is by e-mail.
 - New residents (less than 5 years) and those between the ages of 40 and 49 are most likely to say the best way is the town website.
- The majority of Wakefield voters (70%) report having waterfront property; one-quarter (24%) report having property with current use status; and one-fifth (21%) report property with wetlands. **Figure 5**

Attitudes About Conservation

- One third of Wakefield voters (30%) say they completely understand what a conservation easement is, and nearly half (46%) say they understand it somewhat; 15 percent are only familiar with the term, but don't really know what it is, and 9 percent are not familiar at all. **Figure 6**
 - Voters who never/occasionally vote and those who own more than 5 acres are most likely to say they understand the term somewhat.
 - Voters between the ages of 40 and 49 are most likely to say they are familiar with the term, but don't really know what it is.
 - Voters who have lived in Wakefield for 5 to 9 years are most likely to say they are not familiar at all with what a conservation easement is.
- Interest in learning more about conservation easements is equally split. Two-fifths (42%) say they are interested in learning more; two-fifths (41%) are not interested; and 16 percent say they don't know.
 - Voters between the ages of 40 and 49 and those who have lived in Wakefield for 5 to 9 years are most likely to say they are interested in learning more.
 - Long time residents (30 or more years) are most likely to say they are not interested in learning more.
- Those voters who are interested in learning more about conservation easements say the best way to provide them with more information is through direct mail (57%) or e-mail (24%). Other ways to provide more information include newspapers (7%), meetings or workshops (7%), or the town website (4%). **Figure 7**
- While voters are interested in learning more about conservation easements, a great majority (80%) are not interested in donating or selling the development rights to their property. Seven percent say they would be willing to donate or sell the rights to their property, and 13 percent say they might be interested. **Figure 8**
 - Young adults (18 to 49) and those who own more than 5 acres are most likely to say yes or maybe when asked if they would be interested in donating or selling the development rights to their property.
- Nearly three-quarters of Wakefield voters (72%) say they voted in the March 2006 town elections.
 - Older adults (70 or older) and those who say they always vote are most likely to have voted in the March 2006 elections.
 - Young adults (18 to 49), those who say they vote either usually or occasionally/never, and seasonal residents are most likely to not have voted in the March 2006 elections.
- Of the registered voters who voted, a majority (76%) voted for Article #21; 22 percent voted against Article #21; and 3 percent did not vote on that Article. **Figure 9**
 - Voters between the ages of 40 and 49, those who usually vote, and new residents (less than 5 years) were most likely to have voted against Article #21.

- The most important reasons registered voters gave for voting for Article #21 was to slow down over-development (31%), conservation in general is good (19%), to keep the rural character of Wakefield (17%), to protect wildlife and waterways (17%), to have more open space or public use land (15%), and 2 percent said some other reason. **Figure 10**
- The most important reasons registered voters gave for voting against Article #21 were that the taxes are already too high or shouldn't be used for conservation (50%), they don't agree with the concept (26%), or they consider it a low priority and money should be used elsewhere (24%). **Figure 11**
- The majority of Wakefield voters (58%) agree that using public funds for conservation will slow population growth in Wakefield (26% "strongly agree" and 32% "agree somewhat"), 44 percent agree that they distrust elected officials to wisely use the money earmarked for conservation (21% "strongly agree" and 23% "agree somewhat"), 40 percent agree that \$500,000 is not enough money for conservation (21% "strongly agree" and 19% "agree somewhat"), 40 percent agree that using public funds for conservation will significantly increase their taxes (14% "strongly agree" and 26% "agree somewhat"), 30 percent agree that it will keep their property taxes down (11% "strongly agree" and 19% "agree somewhat"), and 23 percent say that they don't believe in using public funds for conservation (13% "strongly agree" and 10% "agree somewhat"). **Figure 12**
 - Voters between the ages of 40 and 49 and those who have lived in Wakefield for 5 to 19 years are most likely to agree that using public funds for conservation will slow population growth in Wakefield.
 - Voters who say they occasionally or never vote are most likely to agree that they distrust elected officials to wisely use money earmarked for conservation.
 - Voters between the ages of 40 and 49 are most likely to agree that \$500,000 is not enough money for conservation.
 - Voters who have lived in Wakefield for 30 or more years are most likely to agree that using public funds for conservation will significantly increase their taxes.
 - Voters who always vote are most likely to agree that using public funds for conservation will keep their property taxes down.
 - Voters who say they usually vote and those who have lived in Wakefield for less than 5 years are most likely to agree that they don't believe in using public funds for conservation.
- The majority of Wakefield voters (58%) feel that \$50 or more in additional annual property tax is fair and acceptable in order to protect land in Wakefield from development (20% say \$50, 23% say \$100, 15% say greater than \$100). However, nearly one-quarter (22%) feel that there should be no additional property tax, 13 percent say \$10, and 7 percent say \$25 is fair and acceptable. **Figure 13**
 - Females, seasonal residents and those who have lived in Wakefield for 5 to 9 years are most likely to say \$50 or more is fair and acceptable.
 - Long time residents (30 or more years) are most likely to say there is no amount that is fair and acceptable.
- The vast majority of Wakefield voters (80%) believe that an increase in the population will lead to an increase in property taxes, while 15 percent believe it will have no impact, and 4 percent say it will lead to a decrease in property taxes. **Figure 14**
- Wakefield voters are almost evenly split regarding placing land in conservation as an effective way to control property taxes. Nearly one-third (30%) say it is an effective way to control property taxes, nearly one-third (30%) say it is not effective, and the remainder (40%) said they are not sure. **Figure 15**
 - Young adults (18 to 39) and those who have lived in Wakefield for 5 to 9 years are most likely to believe it is an effective way to control property taxes.
 - Long time residents (30 or more years) are most likely to believe it is not an effective way to control property taxes.
 - Voters between the ages of 40 and 49, those who never/occasionally vote, and seasonal residents are most likely to be unsure.
- Nearly one-third of Wakefield voters (31%) say they would consider moving to another community if Wakefield continues to grow and develop, 44 percent say they would not consider moving, and 24 percent say they are not sure. **Figure 16**
 - Young adults (18 to 39) are most likely to say they would consider moving.
 - Older adults (70 or older), those who own more than 5 acres, and new residents (less than 5 years) are most likely to say they would not consider moving.

Figure 1: "I moved or live in Wakefield because ..." (Multiple responses possible. Percentages may add to more than 100 percent.) (Section 4, Qa)

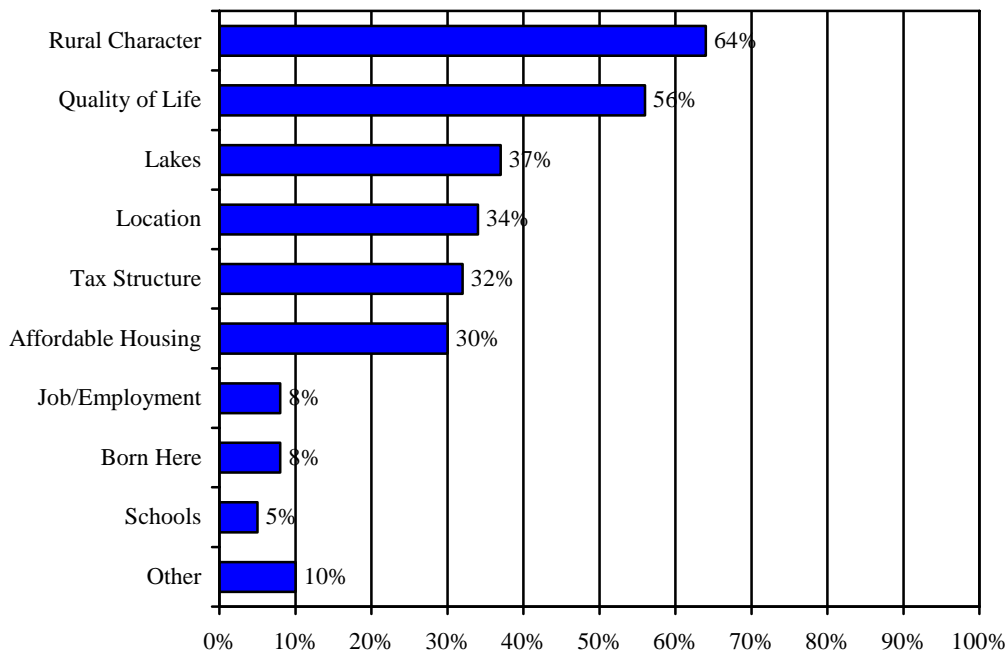


Figure 2: "Please indicate how high a priority you place on each of these possible goals for Wakefield?" (Section 1, Qa)

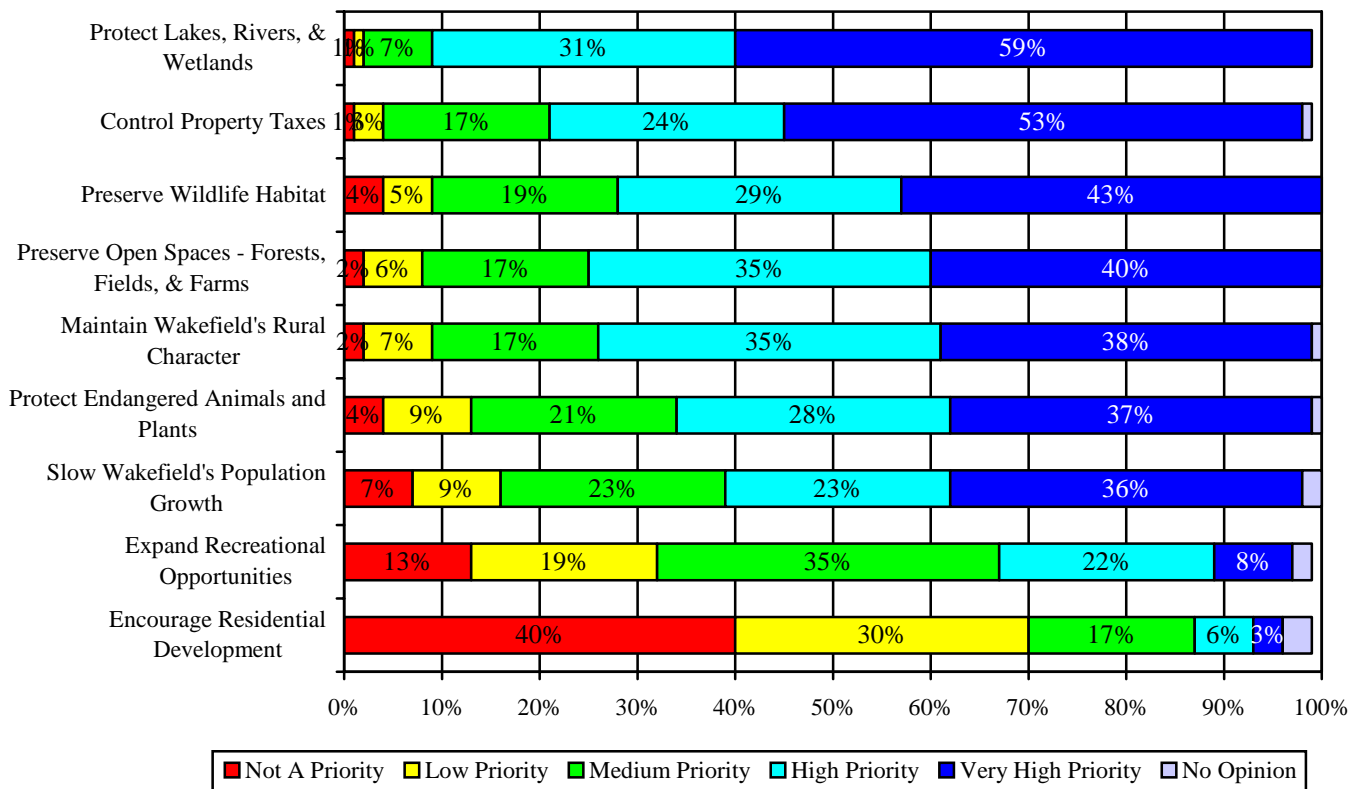


Figure 3: “What 3 ways do you get your information about news and events in Wakefield? Please write a “1” where you get MOST of your information, a “2” where you get the next most, and a “3” where you get the third most.” (Section 3, Qa)

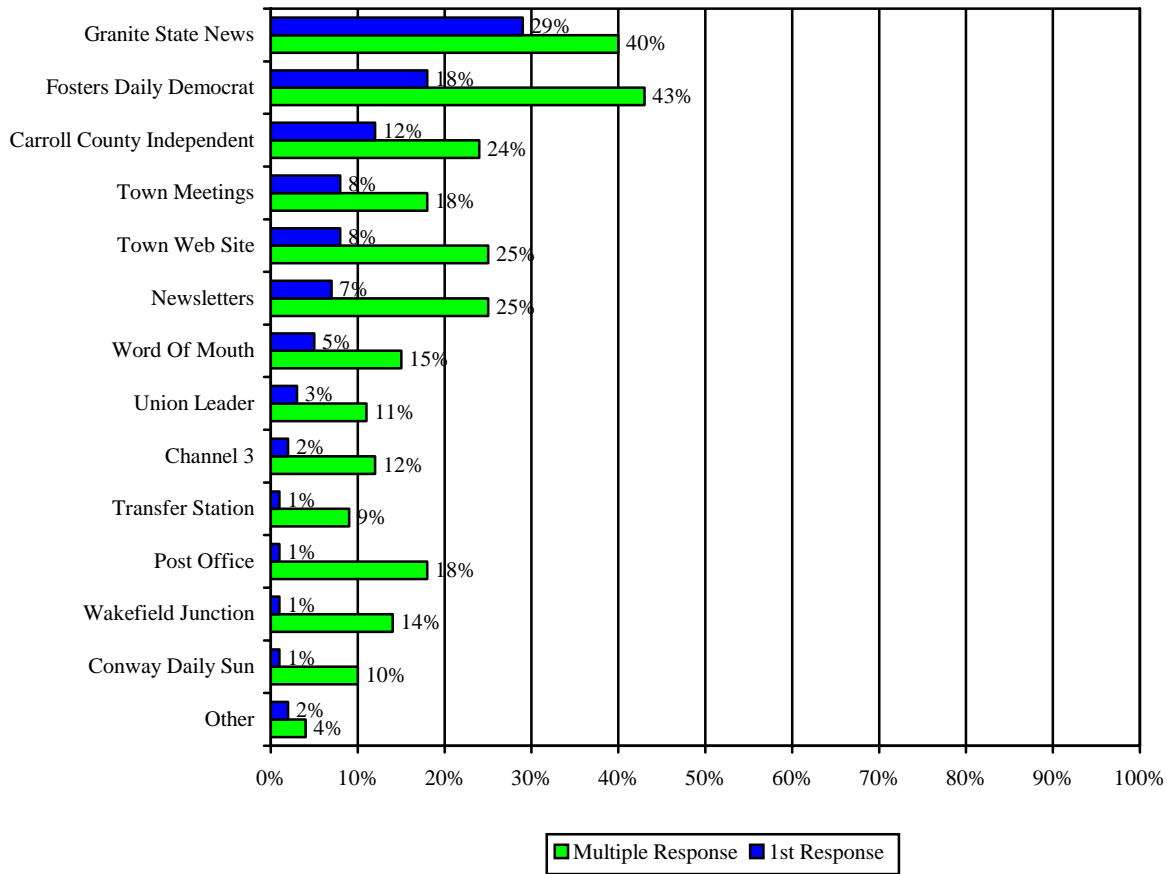


Figure 4: “What are the best ways the Wakefield Land Conservation Group (WLCG) can inform you about what it is doing? Please write a “1” next to the best method, a “2” next to the second best method, and a “3” next to the third best method.” (Section 3, Qb)

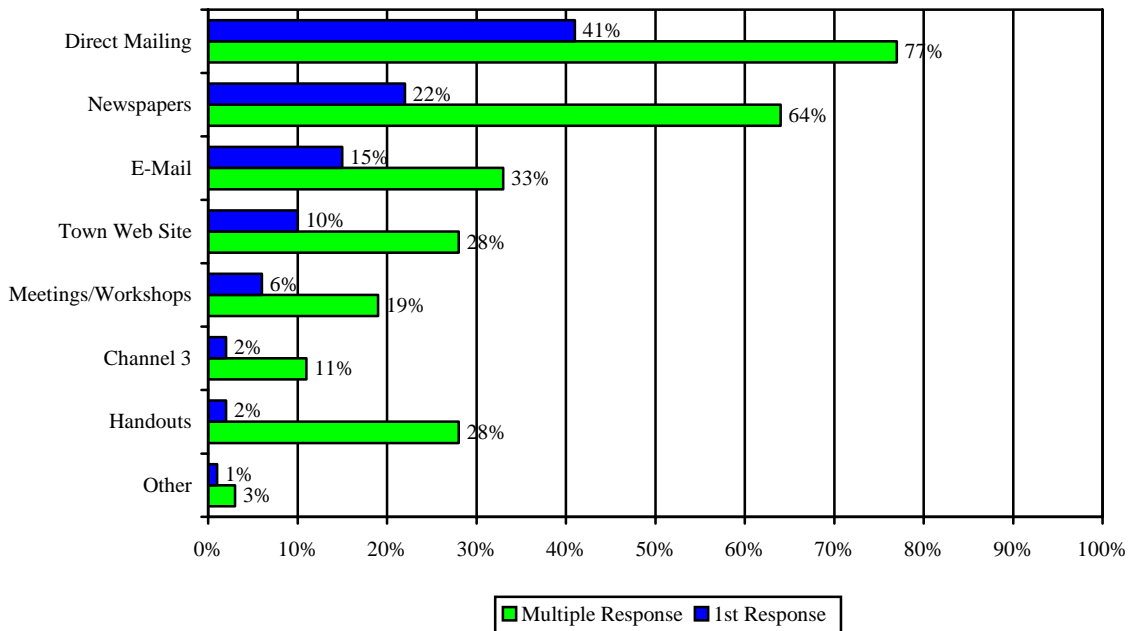


Figure 5: “Does your property have any of the following? (Circle all that apply)” (Section 4, Qd)

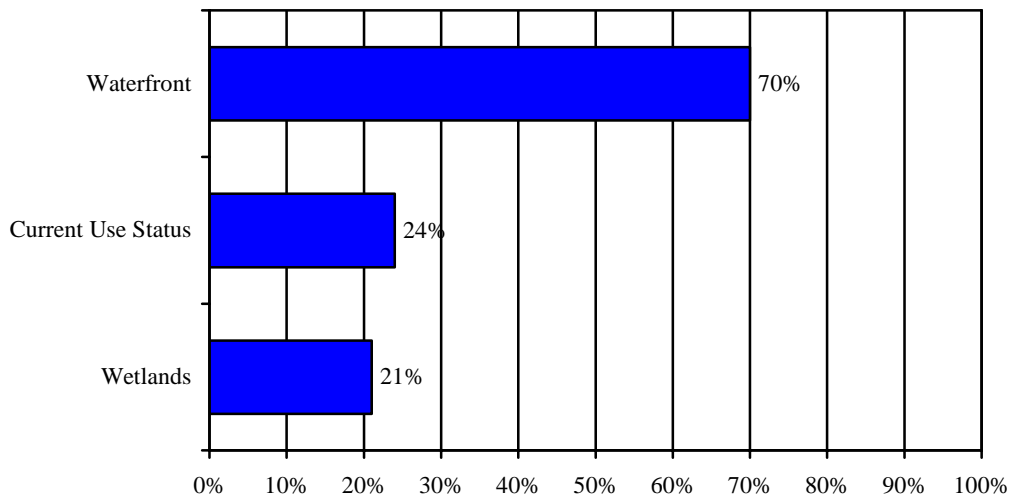


Figure 6: “How well do you think you understand what a conservation easement is?” (Section 1, Qb)

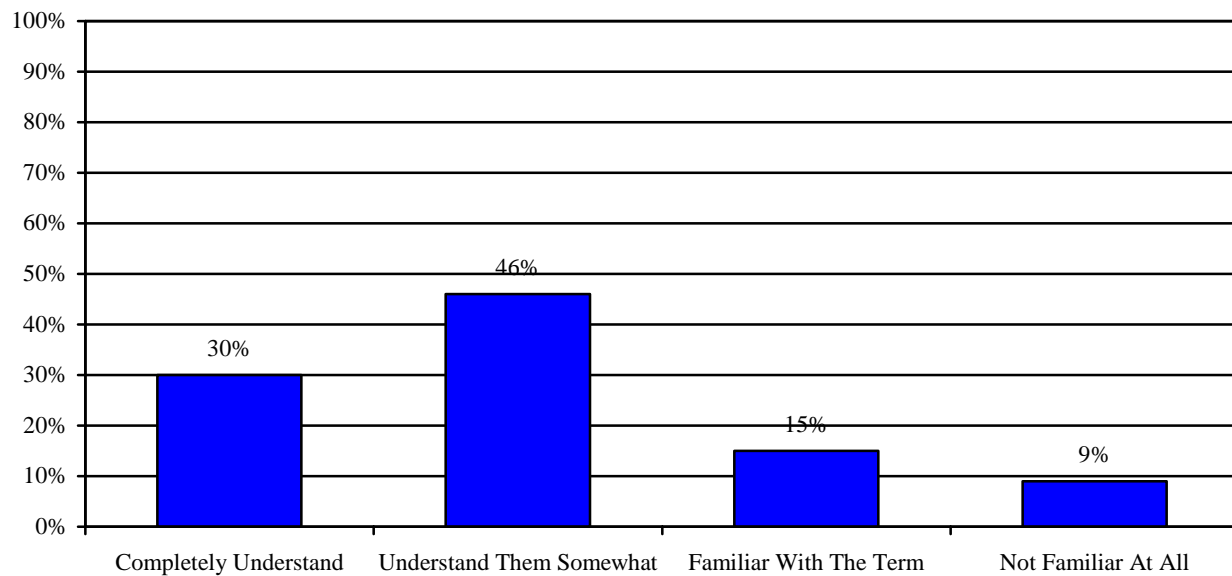


Figure 7: “Are you interested in learning more about conservation easements?” IF YES: “What is the best way to get you more information?” 42% answered “yes,” 41% answered “no,” and 16% said they “don’t know.” (N=83). (Section 1, Qc)

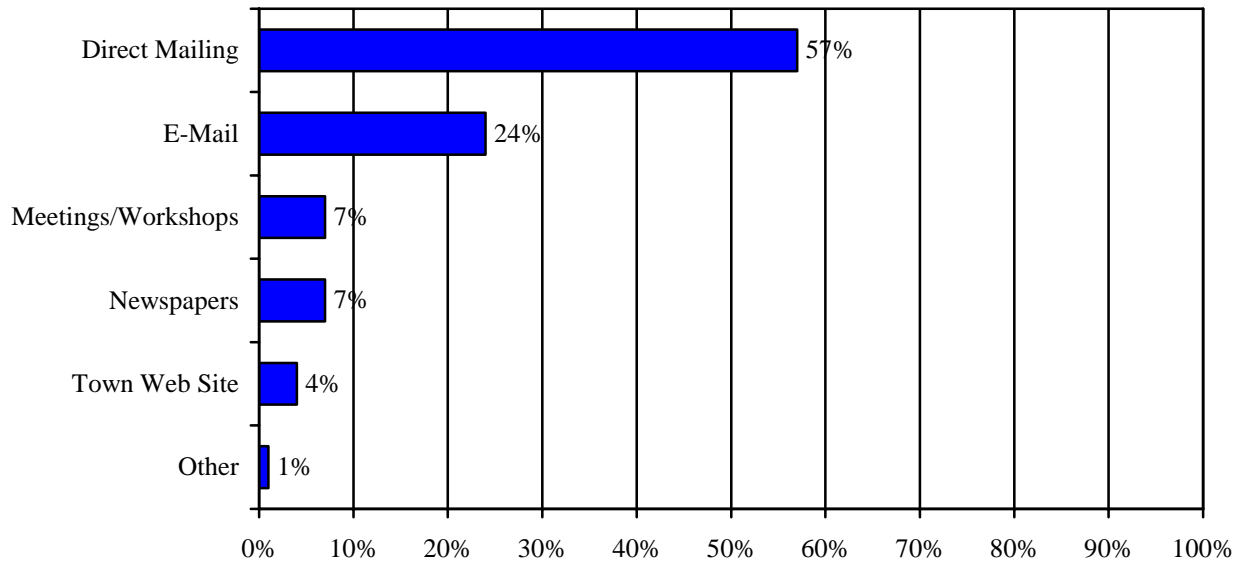


Figure 8: “Would you be interested in donating or selling the development rights on your property (i.e., having a conservation easement)?” (Section 1, Qd)

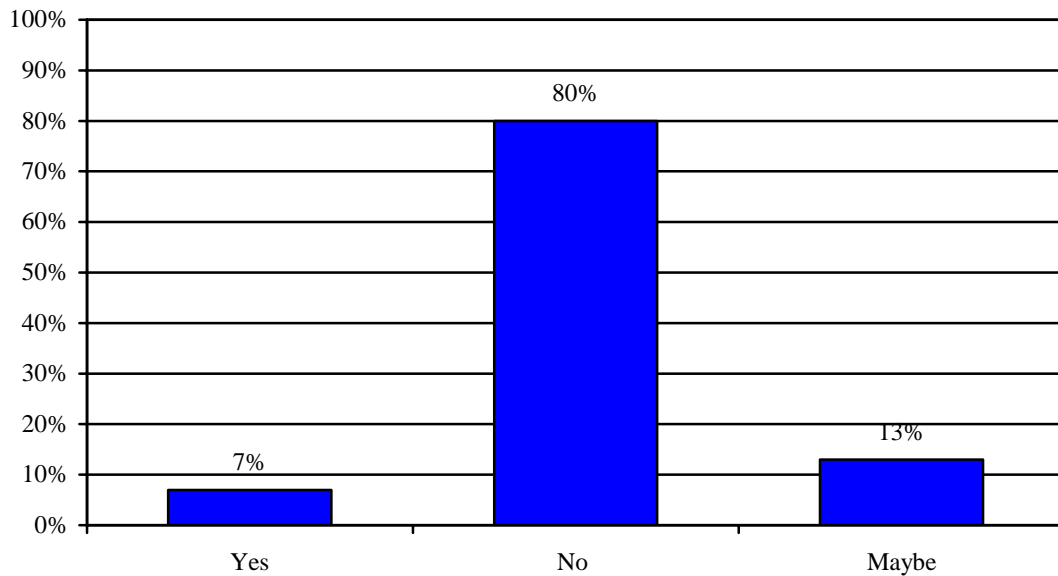


Figure 9: “How did you vote on Article #21 – to raise \$500,000 for land conservation?” *Of the 72% who voted in the March 2006 elections. (N=160).* (Section 2, Qa & b)

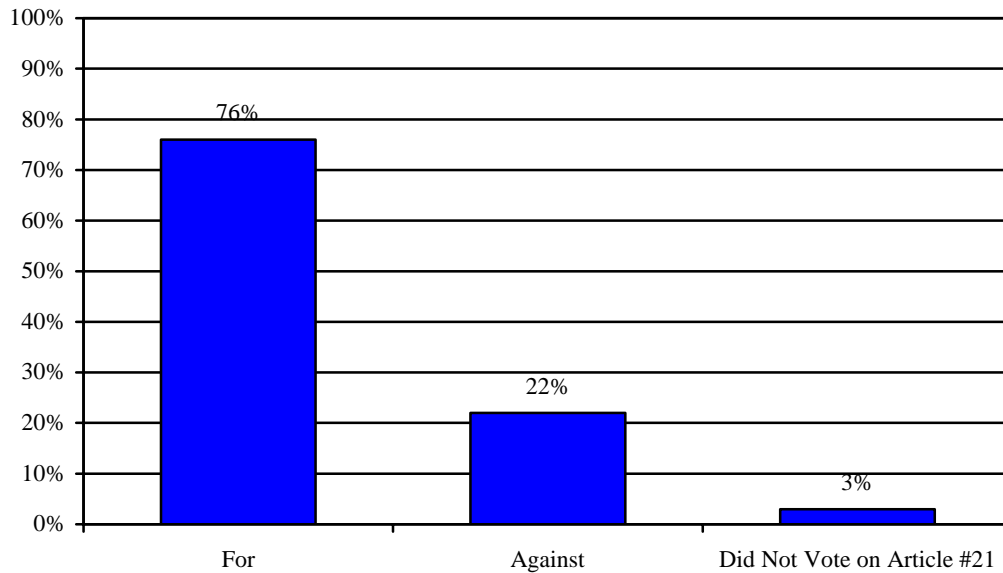


Figure 10: “IF FOR: What is the most important reason you voted FOR or would have voted for Article #21?” (N=108) (Section 2, Qc)

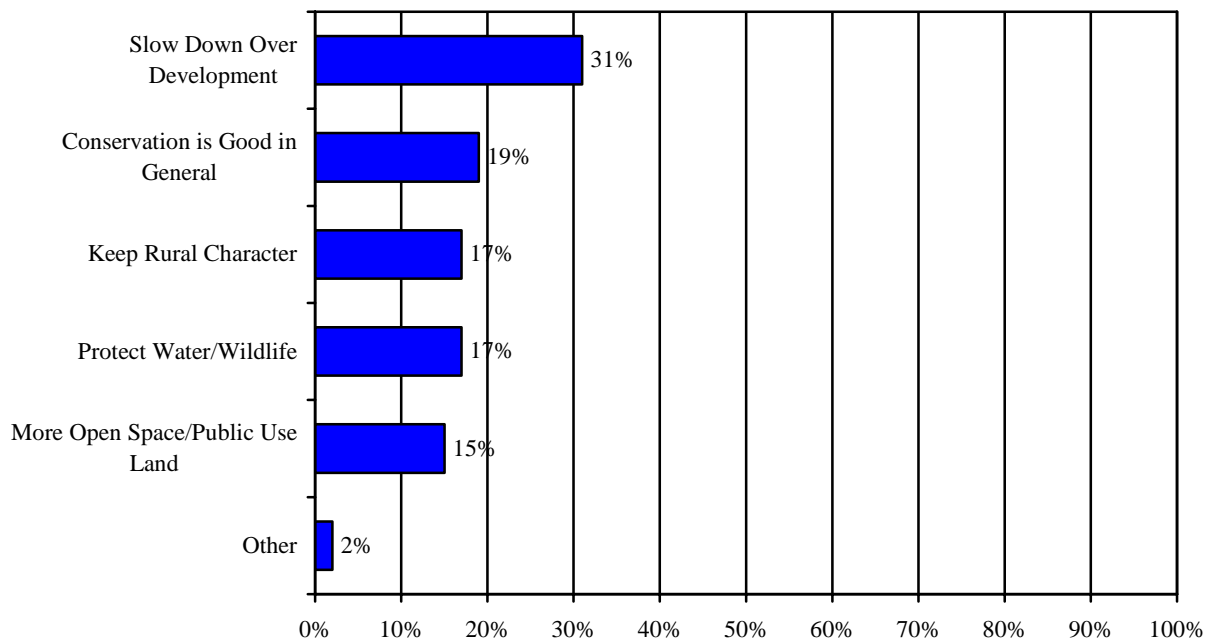


Figure 11: “IF AGAINST: What is the most important reason you voted AGAINST or would have voted against Article #21?” (N=34) (Section 2, Qd)

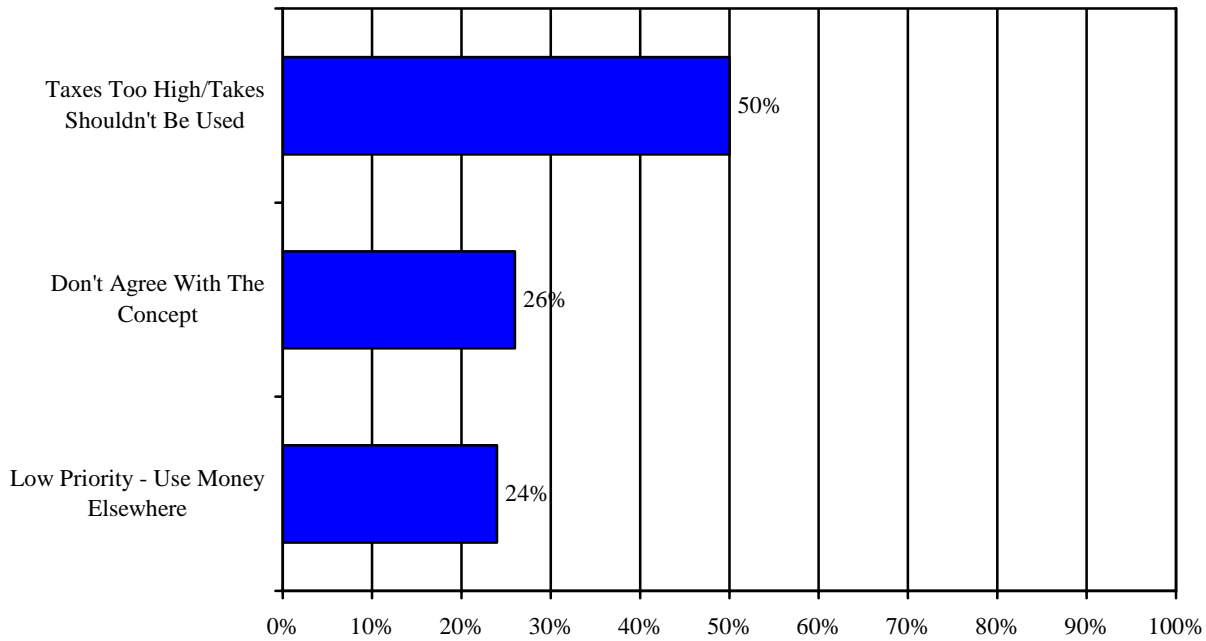


Figure 12: “Do you agree or disagree with the following statements about using public funds for conservation?” (Section 2, Qe)

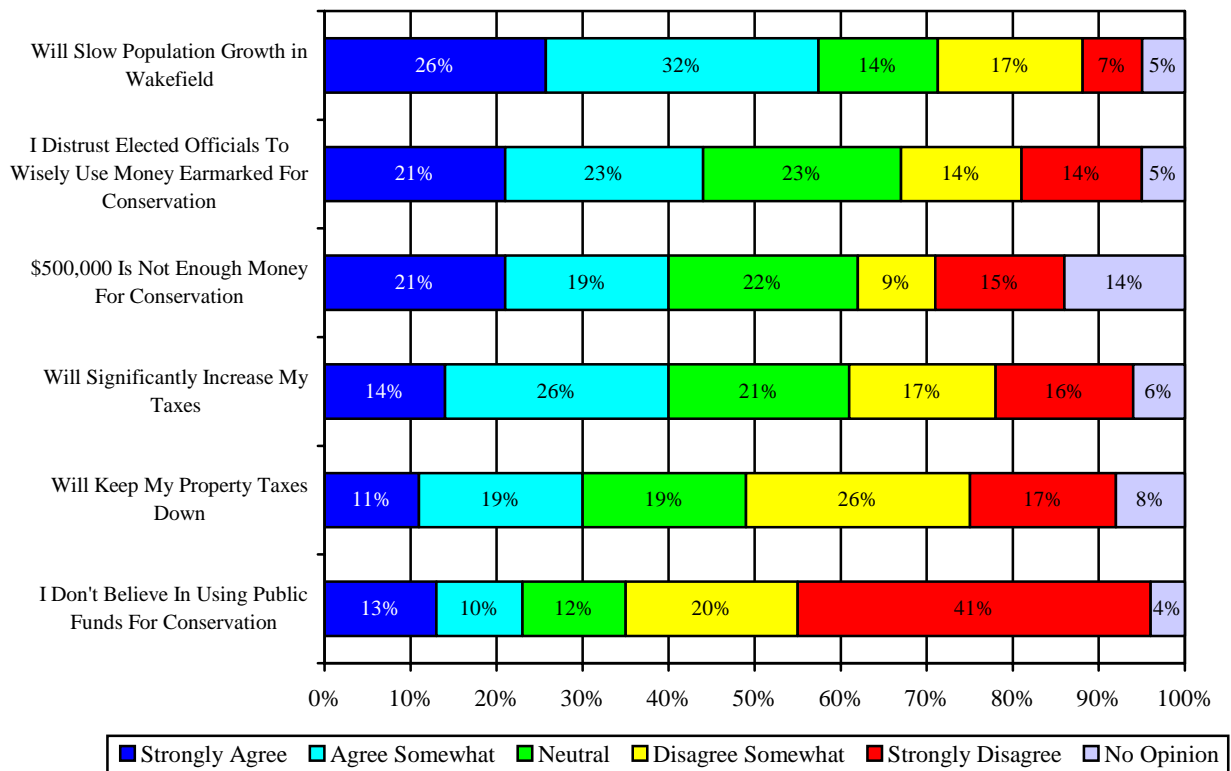


Figure 13: “How much additional annual property tax do you think is fair and acceptable in order to protect land in Wakefield from development? PLEASE NOTE – these are actual tax dollars, not per thousand. (Section 2, Qf)

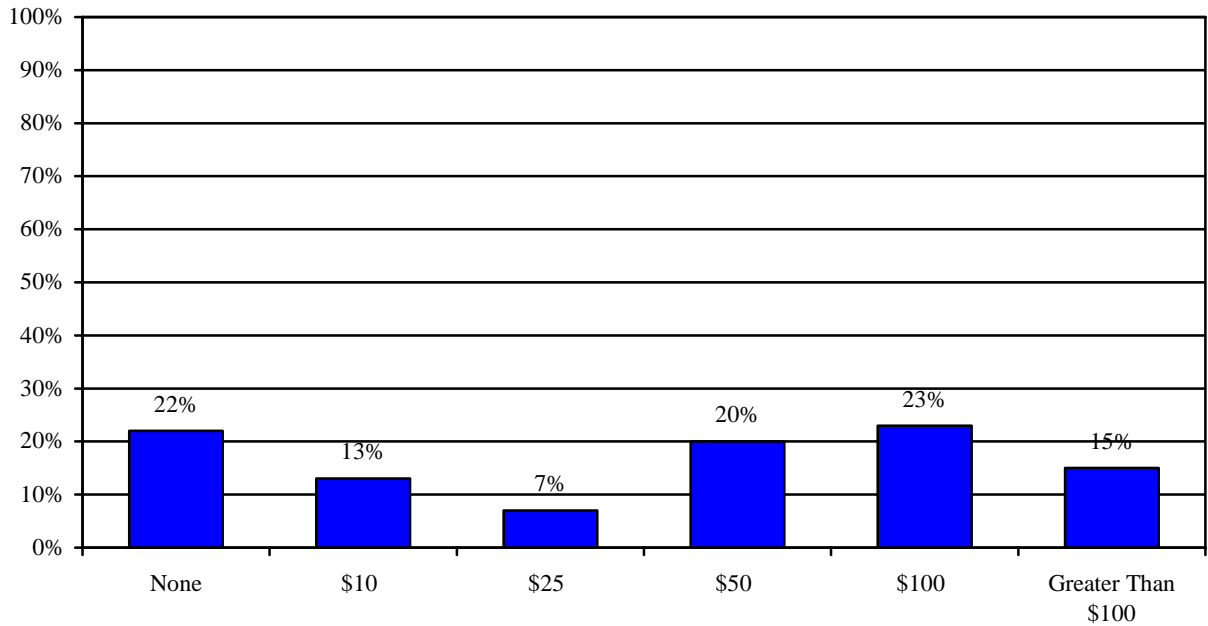


Figure 14: “Do you feel that an increase in our population will INCREASE or DECREASE our property taxes?” (Section 2, Qg)

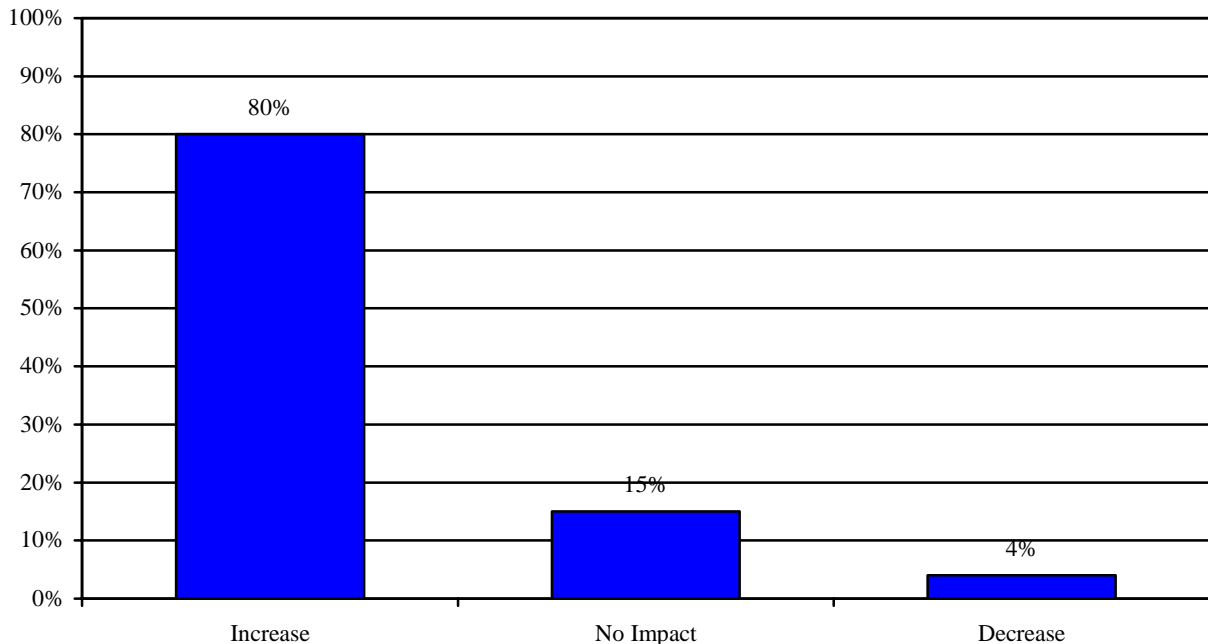


Figure 15: “Do you believe placing land in conservation is an effective way to control property taxes?”
(Section 2, Qh)

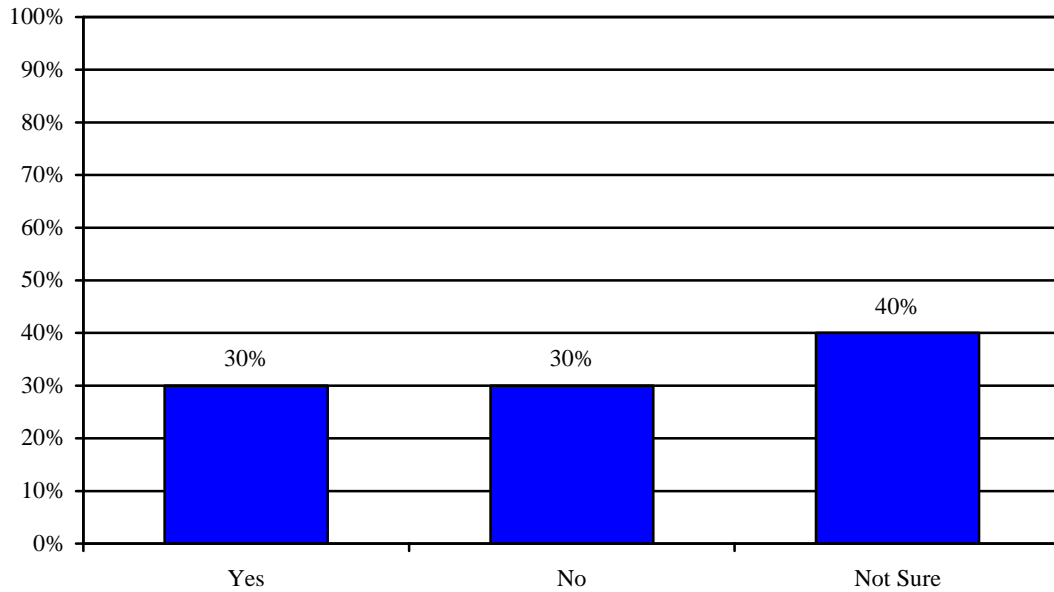
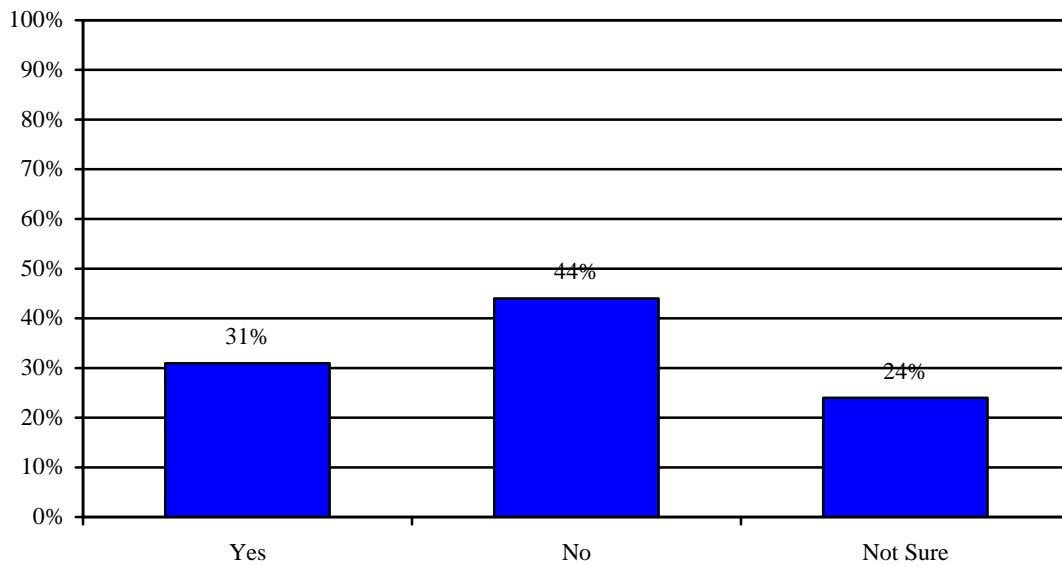


Figure 16: “Would you consider moving to another community if Wakefield continues to grow and develop?”
(Section 2, Qi)



APPENDIX A
TABULAR RESULTS

Q1a1: Please indicate how high a priority you place on each of these possible goals for Wakefield. Preserve open spaces - forest, fields, & farms

	Not A Priority	Low Priority	Medium Priority	High Priority	Very High Priority	No Opinion	Number Responding
Wakefield Registered Voters	2%	6%	17%	35%	40%	0%	226
Sex of Respondent							
Male	2%	5%	20%	37%	36%	1%	106
Female	2%	7%	13%	34%	45%	0%	101
Age							
18 to 39	4%	4%	21%	11%	61%	0%	28
40 to 49	7%	7%	14%	29%	43%	0%	28
50 to 59	0%	8%	8%	44%	38%	3%	39
60 to 69	2%	5%	22%	28%	43%	0%	60
70 or older	2%	3%	17%	52%	26%	0%	58
Vote Local Elections							
Never/Occasionally Vote	2%	2%	19%	26%	51%	0%	43
Usually Vote	4%	9%	20%	35%	30%	2%	54
Always Vote	2%	5%	15%	37%	41%	0%	124
Size of Property							
Less Than 5 Acres	3%	5%	16%	35%	41%	1%	172
More Than 5 Acres	0%	7%	20%	40%	33%	0%	45
Year Round Resident							
Year Round	2%	6%	18%	35%	38%	0%	201
Seasonal	4%	0%	4%	38%	54%	0%	24
Years in Wakefield							
Less than 5	3%	5%	27%	14%	51%	0%	37
5 to 9	0%	0%	7%	44%	47%	2%	43
10 to 19	2%	11%	17%	35%	35%	0%	46
20 to 29	4%	2%	20%	30%	44%	0%	50
30 or more	2%	9%	15%	48%	26%	0%	46

Q1a2: Please indicate how high a priority you place on each of these possible goals for Wakefield. Protect lakes, rivers, & wetlands

	Not A Priority	Low Priority	Medium Priority	High Priority	Very High Priority	No Opinion	Number Responding
Wakefield Registered Voters	1%	1%	7%	31%	59%	0%	229
Sex of Respondent							
Male	3%	0%	7%	32%	58%	1%	107
Female	0%	3%	4%	29%	64%	0%	102
Age							
18 to 39	0%	4%	4%	18%	75%	0%	28
40 to 49	4%	0%	7%	32%	57%	0%	28
50 to 59	3%	0%	5%	21%	69%	3%	39
60 to 69	2%	0%	12%	28%	58%	0%	60
70 or older	0%	2%	3%	44%	51%	0%	61
Vote Local Elections							
Never/Occasionally Vote	2%	0%	7%	23%	67%	0%	43
Usually Vote	2%	0%	15%	29%	53%	2%	55
Always Vote	1%	2%	3%	33%	60%	0%	126
Size of Property							
Less Than 5 Acres	1%	1%	7%	29%	61%	1%	175
More Than 5 Acres	2%	2%	2%	38%	56%	0%	45
Year Round Resident							
Year Round	1%	1%	7%	32%	59%	0%	203
Seasonal	4%	0%	4%	24%	68%	0%	25
Years in Wakefield							
Less than 5	0%	3%	14%	24%	59%	0%	37
5 to 9	0%	0%	2%	21%	74%	2%	43
10 to 19	2%	2%	4%	32%	60%	0%	47
20 to 29	4%	0%	4%	31%	62%	0%	52
30 or more	0%	2%	11%	41%	46%	0%	46

Q1a3: Please indicate how high a priority you place on each of these possible goals for Wakefield. Maintain Wakefield's rural character

	Not A Priority	Low Priority	Medium Priority	High Priority	Very High Priority	No Opinion	Number Responding
Wakefield Registered Voters	2%	7%	17%	35%	38%	1%	227
Sex of Respondent							
Male	1%	10%	22%	33%	33%	1%	105
Female	3%	4%	14%	35%	43%	1%	102
Age							
18 to 39	4%	14%	7%	21%	54%	0%	28
40 to 49	4%	7%	21%	14%	54%	0%	28
50 to 59	3%	11%	18%	32%	34%	3%	38
60 to 69	2%	2%	30%	40%	27%	0%	60
70 or older	2%	3%	10%	47%	37%	2%	60
Vote Local Elections							
Never/Occasionally Vote	5%	5%	19%	35%	37%	0%	43
Usually Vote	4%	5%	29%	31%	29%	2%	55
Always Vote	1%	7%	11%	37%	43%	1%	125
Size of Property							
Less Than 5 Acres	3%	5%	18%	35%	39%	1%	174
More Than 5 Acres	0%	13%	16%	33%	38%	0%	45
Year Round Resident							
Year Round	2%	6%	18%	33%	39%	1%	203
Seasonal	0%	4%	9%	57%	30%	0%	23
Years in Wakefield							
Less than 5	0%	17%	17%	28%	39%	0%	36
5 to 9	0%	5%	17%	38%	38%	2%	42
10 to 19	9%	4%	17%	32%	38%	0%	47
20 to 29	0%	4%	22%	31%	43%	0%	51
30 or more	2%	4%	15%	45%	32%	2%	47

Q1a4: Please indicate how high a priority you place on each of these possible goals for Wakefield. Expand recreational opportunities

	Not A Priority	Low Priority	Medium Priority	High Priority	Very High Priority	No Opinion	Number Responding
Wakefield Registered Voters	13%	19%	35%	22%	8%	2%	223
Sex of Respondent							
Male	16%	17%	33%	23%	9%	2%	106
Female	11%	20%	35%	23%	7%	3%	99
Age							
18 to 39	7%	25%	21%	25%	21%	0%	28
40 to 49	19%	19%	26%	30%	7%	0%	27
50 to 59	18%	24%	34%	13%	5%	5%	38
60 to 69	15%	15%	35%	23%	8%	3%	60
70 or older	11%	12%	47%	23%	5%	2%	57
Vote Local Elections							
Never/Occasionally Vote	22%	22%	22%	29%	5%	0%	41
Usually Vote	13%	17%	42%	19%	6%	2%	52
Always Vote	11%	19%	36%	22%	10%	2%	126
Size of Property							
Less Than 5 Acres	11%	17%	35%	25%	9%	2%	172
More Than 5 Acres	18%	25%	34%	16%	7%	0%	44
Year Round Resident							
Year Round	13%	21%	35%	21%	8%	2%	198
Seasonal	17%	4%	33%	33%	8%	4%	24
Years in Wakefield							
Less than 5	14%	31%	31%	14%	8%	3%	36
5 to 9	2%	24%	41%	24%	5%	2%	41
10 to 19	11%	7%	42%	33%	4%	2%	45
20 to 29	18%	20%	26%	26%	8%	2%	50
30 or more	21%	15%	36%	11%	15%	2%	47

Q1a5: Please indicate how high a priority you place on each of these possible goals for Wakefield. Slow Wakefield's population growth

	Not A Priority	Low Priority	Medium Priority	High Priority	Very High Priority	No Opinion	Number Responding
Wakefield Registered Voters	7%	9%	23%	23%	36%	2%	225
Sex of Respondent							
Male	8%	11%	27%	23%	31%	0%	106
Female	5%	9%	19%	23%	40%	4%	100
Age							
18 to 39	11%	11%	18%	4%	54%	4%	28
40 to 49	4%	14%	18%	11%	46%	7%	28
50 to 59	8%	8%	29%	26%	26%	3%	38
60 to 69	8%	8%	23%	33%	27%	0%	60
70 or older	3%	10%	26%	26%	34%	0%	58
Vote Local Elections							
Never/Occasionally Vote	7%	10%	19%	17%	43%	5%	42
Usually Vote	6%	15%	28%	30%	22%	0%	54
Always Vote	6%	7%	23%	23%	40%	1%	124
Size of Property							
Less Than 5 Acres	6%	10%	22%	23%	37%	2%	172
More Than 5 Acres	9%	7%	32%	23%	27%	2%	44
Year Round Resident							
Year Round	6%	10%	23%	23%	37%	2%	200
Seasonal	8%	8%	29%	25%	29%	0%	24
Years in Wakefield							
Less than 5	5%	14%	27%	16%	35%	3%	37
5 to 9	2%	5%	23%	23%	40%	7%	43
10 to 19	11%	15%	22%	17%	35%	0%	46
20 to 29	6%	8%	27%	29%	29%	0%	48
30 or more	6%	6%	17%	28%	43%	0%	47

Q1a6: Please indicate how high a priority you place on each of these possible goals for Wakefield. Encourage residential development

	Not A Priority	Low Priority	Medium Priority	High Priority	Very High Priority	No Opinion	Number Responding
Wakefield Registered Voters	40%	30%	17%	6%	3%	3%	223
Sex of Respondent							
Male	41%	34%	14%	6%	3%	2%	104
Female	40%	25%	17%	8%	4%	5%	99
Age							
18 to 39	54%	29%	11%	7%	0%	0%	28
40 to 49	68%	18%	11%	0%	0%	4%	28
50 to 59	42%	32%	8%	8%	5%	5%	38
60 to 69	37%	42%	10%	7%	3%	2%	60
70 or older	25%	23%	35%	9%	4%	5%	57
Vote Local Elections							
Never/Occasionally Vote	41%	27%	17%	5%	5%	5%	41
Usually Vote	43%	28%	17%	9%	2%	2%	54
Always Vote	39%	32%	17%	6%	3%	3%	124
Size of Property							
Less Than 5 Acres	38%	30%	18%	8%	3%	3%	172
More Than 5 Acres	49%	28%	14%	0%	5%	5%	43
Year Round Resident							
Year Round	42%	30%	16%	6%	3%	4%	200
Seasonal	27%	36%	23%	9%	5%	0%	22
Years in Wakefield							
Less than 5	30%	49%	5%	14%	0%	3%	37
5 to 9	41%	37%	15%	2%	0%	5%	41
10 to 19	43%	28%	20%	4%	4%	0%	46
20 to 29	48%	20%	24%	0%	6%	2%	50
30 or more	38%	22%	16%	13%	4%	7%	45

Q1a7: Please indicate how high a priority you place on each of these possible goals for Wakefield. Preserve wildlife habitat

	Not A Priority	Low Priority	Medium Priority	High Priority	Very High Priority	No Opinion	Number Responding
Wakefield Registered Voters	4%	5%	19%	29%	43%	0%	226
Sex of Respondent							
Male	5%	3%	21%	27%	43%	1%	104
Female	2%	4%	17%	34%	43%	0%	102
Age							
18 to 39	4%	4%	14%	25%	54%	0%	28
40 to 49	11%	0%	18%	14%	57%	0%	28
50 to 59	0%	5%	18%	29%	45%	3%	38
60 to 69	3%	7%	21%	30%	39%	0%	61
70 or older	2%	5%	20%	40%	33%	0%	60
Vote Local Elections							
Never/Occasionally Vote	2%	2%	24%	29%	43%	0%	42
Usually Vote	4%	5%	29%	24%	36%	2%	55
Always Vote	2%	6%	14%	31%	48%	0%	124
Size of Property							
Less Than 5 Acres	3%	5%	21%	27%	43%	1%	174
More Than 5 Acres	2%	5%	12%	40%	42%	0%	43
Year Round Resident							
Year Round	3%	5%	19%	27%	45%	0%	202
Seasonal	4%	0%	17%	48%	30%	0%	23
Years in Wakefield							
Less than 5	3%	11%	19%	24%	43%	0%	37
5 to 9	0%	0%	14%	23%	60%	2%	43
10 to 19	4%	4%	15%	28%	48%	0%	46
20 to 29	4%	4%	26%	32%	34%	0%	50
30 or more	4%	7%	22%	35%	33%	0%	46

Q1a8: Please indicate how high a priority you place on each of these possible goals for Wakefield. Protect endangered animals and plants

	Not A Priority	Low Priority	Medium Priority	High Priority	Very High Priority	No Opinion	Number Responding
Wakefield Registered Voters	4%	9%	21%	28%	37%	1%	229
Sex of Respondent							
Male	6%	11%	23%	24%	34%	2%	107
Female	2%	3%	18%	35%	41%	1%	102
Age							
18 to 39	4%	0%	21%	29%	46%	0%	28
40 to 49	11%	4%	14%	21%	50%	0%	28
50 to 59	3%	10%	18%	31%	36%	3%	39
60 to 69	2%	13%	28%	21%	34%	2%	61
70 or older	2%	7%	22%	38%	30%	2%	60
Vote Local Elections							
Never/Occasionally Vote	2%	2%	26%	35%	33%	2%	43
Usually Vote	4%	15%	25%	24%	31%	2%	55
Always Vote	4%	9%	17%	29%	40%	1%	126
Size of Property							
Less Than 5 Acres	3%	9%	22%	27%	38%	1%	175
More Than 5 Acres	7%	9%	13%	40%	29%	2%	45
Year Round Resident							
Year Round	3%	9%	21%	27%	38%	1%	204
Seasonal	4%	4%	21%	42%	29%	0%	24
Years in Wakefield							
Less than 5	3%	11%	27%	30%	30%	0%	37
5 to 9	0%	2%	12%	26%	58%	2%	43
10 to 19	6%	4%	21%	32%	36%	0%	47
20 to 29	6%	14%	24%	24%	31%	2%	51
30 or more	2%	13%	21%	30%	32%	2%	47

Q1a9: Please indicate how high a priority you place on each of these possible goals for Wakefield. Control property taxes

	Not A Priority	Low Priority	Medium Priority	High Priority	Very High Priority	No Opinion	Number Responding
Wakefield Registered Voters	1%	3%	17%	24%	53%	1%	229
Sex of Respondent							
Male	1%	2%	19%	22%	53%	3%	108
Female	2%	4%	18%	21%	55%	0%	101
Age							
18 to 39	4%	7%	32%	18%	39%	0%	28
40 to 49	0%	7%	21%	21%	50%	0%	28
50 to 59	0%	0%	28%	13%	56%	3%	39
60 to 69	3%	2%	18%	30%	46%	2%	61
70 or older	0%	2%	5%	30%	62%	2%	60
Vote Local Elections							
Never/Occasionally Vote	2%	2%	17%	26%	52%	0%	42
Usually Vote	0%	0%	20%	25%	51%	4%	55
Always Vote	2%	4%	17%	23%	54%	1%	127
Size of Property							
Less Than 5 Acres	2%	2%	15%	21%	58%	2%	176
More Than 5 Acres	0%	2%	24%	33%	40%	0%	45
Year Round Resident							
Year Round	1%	2%	17%	25%	53%	1%	203
Seasonal	4%	4%	20%	16%	56%	0%	25
Years in Wakefield							
Less than 5	3%	3%	30%	27%	38%	0%	37
5 to 9	0%	5%	21%	30%	42%	2%	43
10 to 19	2%	0%	13%	17%	65%	2%	46
20 to 29	0%	6%	17%	25%	52%	0%	52
30 or more	2%	0%	9%	21%	66%	2%	47

Q1b: How well do you think you understand what a conservation easement is?

	Completely Understand	Understand Them Somewhat	Familiar With The Term	Not Familiar At All	Number Responding
Wakefield Registered Voters	30%	46%	15%	9%	233
Sex of Respondent					
Male	33%	41%	18%	8%	111
Female	23%	53%	13%	11%	103
Age					
18 to 39	28%	55%	7%	10%	29
40 to 49	31%	28%	34%	7%	29
50 to 59	23%	55%	10%	13%	40
60 to 69	34%	48%	10%	8%	62
70 or older	32%	42%	19%	7%	59
Vote Local Elections					
Never/Occasionally Vote	7%	56%	21%	16%	43
Usually Vote	28%	47%	16%	10%	58
Always Vote	39%	43%	12%	6%	127
Size of Property					
Less Than 5 Acres	29%	42%	17%	12%	180
More Than 5 Acres	36%	60%	4%	0%	45
Year Round Resident					
Year Round	30%	46%	15%	9%	207
Seasonal	32%	44%	12%	12%	25
Years in Wakefield					
Less than 5	36%	50%	14%	0%	36
5 to 9	28%	43%	11%	19%	47
10 to 19	28%	43%	19%	11%	47
20 to 29	35%	44%	13%	8%	52
30 or more	28%	49%	17%	6%	47

Q1c: Are you interested in learning more about conservation easements?

	Yes	No	Don't Know	Number Responding
Wakefield Registered Voters	42%	41%	16%	227
Sex of Respondent				
Male	46%	42%	12%	108
Female	37%	40%	22%	99
Age				
18 to 39	45%	38%	17%	29
40 to 49	52%	37%	11%	27
50 to 59	43%	40%	18%	40
60 to 69	34%	49%	17%	59
70 or older	47%	36%	17%	58
Vote Local Elections				
Never/Occasionally Vote	51%	26%	23%	43
Usually Vote	36%	50%	14%	58
Always Vote	42%	43%	16%	122
Size of Property				
Less Than 5 Acres	43%	41%	16%	176
More Than 5 Acres	35%	47%	19%	43
Year Round Resident				
Year Round	41%	42%	17%	203
Seasonal	48%	39%	13%	23
Years in Wakefield				
Less than 5	46%	49%	6%	35
5 to 9	55%	32%	14%	44
10 to 19	49%	33%	18%	45
20 to 29	39%	41%	20%	54
30 or more	24%	54%	22%	46

qlco: Are you interested in learning more about conservation easements? IF YES: "What is the best way to get you more information?"

	Meetings/ Workshops	E-Mail	Direct Mailing	Town Web Site	Newspapers	Other	Number Responding
Wakefield Registered Voters	7%	24%	57%	4%	7%	1%	83
Sex of Respondent							
Male	9%	24%	56%	0%	9%	2%	45
Female	3%	26%	58%	6%	6%	0%	31
Age							
18 to 39	0%	31%	69%	0%	0%	0%	13
40 to 49	7%	36%	43%	14%	0%	0%	14
50 to 59	0%	9%	91%	0%	0%	0%	11
60 to 69	31%	31%	38%	0%	0%	0%	16
70 or older	0%	16%	56%	0%	24%	4%	25
Vote Local Elections							
Never/Occasionally Vote	6%	33%	61%	0%	0%	0%	18
Usually Vote	0%	26%	58%	11%	5%	0%	19
Always Vote	11%	20%	57%	0%	9%	2%	44
Size of Property							
Less Than 5 Acres	8%	23%	58%	3%	8%	2%	66
More Than 5 Acres	8%	31%	54%	0%	8%	0%	13
Year Round Resident							
Year Round	7%	23%	58%	3%	8%	1%	73
Seasonal	11%	33%	56%	0%	0%	0%	9
Years in Wakefield							
Less than 5	7%	50%	43%	0%	0%	0%	14
5 to 9	9%	26%	61%	0%	4%	0%	23
10 to 19	11%	17%	50%	11%	6%	6%	18
20 to 29	0%	22%	72%	0%	6%	0%	18
30 or more	13%	0%	63%	0%	25%	0%	8

Q1d: Would you be interested in donating or selling the development rights on your property (i.e., having a conservation easement)?

	Yes	No	Maybe	Number Responding
Wakefield Registered Voters	7%	80%	13%	211
Sex of Respondent				
Male	7%	80%	13%	105
Female	5%	80%	16%	88
Age				
18 to 39	15%	65%	19%	26
40 to 49	13%	71%	17%	24
50 to 59	3%	78%	19%	37
60 to 69	7%	84%	9%	56
70 or older	4%	85%	11%	55
Vote Local Elections				
Never/Occasionally Vote	0%	86%	14%	37
Usually Vote	6%	84%	10%	50
Always Vote	8%	77%	14%	119
Size of Property				
Less Than 5 Acres	6%	84%	10%	163
More Than 5 Acres	11%	66%	23%	44
Year Round Resident				
Year Round	7%	79%	13%	189
Seasonal	0%	86%	14%	21
Years in Wakefield				
Less than 5	3%	81%	16%	32
5 to 9	11%	76%	14%	37
10 to 19	10%	83%	7%	41
20 to 29	6%	79%	15%	52
30 or more	4%	80%	15%	46

Q2a: Did you vote in the March 2006 town election?"

	Yes	No	Number Responding
Wakefield Registered Voters	72%	28%	235
Sex of Respondent			
Male	71%	29%	112
Female	75%	25%	103
Age			
18 to 39	59%	41%	29
40 to 49	59%	41%	29
50 to 59	73%	28%	40
60 to 69	73%	27%	63
70 or older	83%	17%	60
Vote Local Elections			
Never/Occasionally Vote	16%	84%	43
Usually Vote	58%	42%	59
Always Vote	98%	2%	128
Size of Property			
Less Than 5 Acres	72%	28%	181
More Than 5 Acres	80%	20%	45
Year Round Resident			
Year Round	76%	24%	209
Seasonal	40%	60%	25
Years in Wakefield			
Less than 5	51%	49%	37
5 to 9	70%	30%	47
10 to 19	71%	29%	48
20 to 29	81%	19%	53
30 or more	80%	20%	46

Q2b: How did you vote on Article #21 - to raise \$500,000 for land conservation?

	For	Against	Did Not Vote	Number Responding
Wakefield Registered Voters	76%	22%	3%	160
Sex of Respondent				
Male	74%	25%	1%	73
Female	80%	16%	4%	75
Age				
18 to 39	81%	13%	6%	16
40 to 49	65%	35%	0%	17
50 to 59	73%	23%	4%	26
60 to 69	78%	22%	0%	45
70 or older	83%	15%	2%	47
Vote Local Elections				
Never/Occasionally Vote	50%	17%	33%	6
Usually Vote	65%	32%	3%	31
Always Vote	80%	19%	1%	120
Size of Property				
Less Than 5 Acres	76%	20%	3%	123
More Than 5 Acres	74%	26%	0%	35
Year Round Resident				
Year Round	76%	22%	2%	150
Seasonal	78%	11%	11%	9
Years in Wakefield				
Less than 5	61%	39%	0%	18
5 to 9	90%	6%	3%	31
10 to 19	71%	24%	6%	34
20 to 29	73%	25%	3%	40
30 or more	80%	20%	0%	35

Q2c: IF FOR: What is the most important reason you voted FOR or would have voted for Article #21?

	Slow Down Over-Development	Keep Rural Character	Protect Water/Wildlife	Conservation Is Good	More Openspace/ Public Use Land	Other	Number Responding
Wakefield Registered Voters	31%	17%	17%	19%	15%	2%	108
Sex of Respondent							
Male	24%	20%	16%	16%	22%	2%	50
Female	38%	13%	15%	23%	9%	2%	53
Age							
18 to 39	15%	31%	15%	8%	31%	0%	13
40 to 49	27%	27%	18%	9%	18%	0%	11
50 to 59	27%	7%	53%	7%	7%	0%	15
60 to 69	47%	16%	13%	13%	9%	3%	32
70 or older	23%	14%	6%	37%	17%	3%	35
Vote Local Elections							
Never/Occasionally Vote	0%	50%	0%	0%	50%	0%	2
Usually Vote	42%	21%	11%	0%	26%	0%	19
Always Vote	28%	15%	19%	24%	12%	2%	86
Size of Property							
Less Than 5 Acres	30%	17%	16%	22%	13%	2%	83
More Than 5 Acres	32%	16%	20%	12%	20%	0%	25
Year Round Resident							
Year Round	31%	18%	17%	18%	15%	2%	102
Seasonal	17%	0%	17%	50%	17%	0%	6
Years in Wakefield							
Less than 5	10%	30%	20%	30%	10%	0%	10
5 to 9	28%	16%	24%	12%	20%	0%	25
10 to 19	52%	14%	5%	14%	14%	0%	21
20 to 29	23%	12%	23%	27%	15%	0%	26
30 or more	32%	20%	12%	20%	12%	4%	25

Q2d: IF AGAINST: What is the most important reason you voted AGAINST or would have voted against Article #21?

	Taxes Too High/Taxes Shouldn't be Used	Low Priority/ Use Money Elsewhere	Don't Agree With Concept	Number Responding
Wakefield Registered Voters	50%	24%	26%	34
Sex of Respondent				
Male	44%	22%	33%	18
Female	64%	18%	18%	11
Age				
18 to 39	50%	50%	0%	2
40 to 49	17%	17%	67%	6
50 to 59	33%	17%	50%	6
60 to 69	60%	30%	10%	10
70 or older	67%	33%	0%	6
Vote Local Elections				
Never/Occasionally Vote	100%	0%	0%	1
Usually Vote	20%	30%	50%	10
Always Vote	64%	23%	14%	22
Size of Property				
Less Than 5 Acres	58%	21%	21%	24
More Than 5 Acres	33%	33%	33%	9
Year Round Resident				
Year Round	50%	25%	25%	32
Seasonal	100%	0%	0%	1
Years in Wakefield				
Less than 5	57%	14%	29%	7
5 to 9	100%	0%	0%	2
10 to 19	86%	0%	14%	7
20 to 29	40%	30%	30%	10
30 or more	14%	57%	29%	7

Q2e1: Do you agree or disagree with the following statements about using public funds for Conservation? Will significantly increase my taxes

	Strongly Agree	Agree Somewhat	Neutral	Disagree Somewhat	Strongly Agree	No Opinion	Number Responding
Wakefield Registered Voters	14%	26%	21%	17%	16%	6%	218
Sex of Respondent							
Male	15%	28%	21%	17%	14%	4%	104
Female	13%	23%	22%	20%	14%	9%	96
Age							
18 to 39	10%	17%	24%	14%	24%	10%	29
40 to 49	10%	31%	21%	21%	10%	7%	29
50 to 59	11%	32%	16%	24%	5%	11%	37
60 to 69	15%	20%	23%	17%	23%	2%	60
70 or older	17%	25%	23%	15%	13%	6%	52
Vote Local Elections							
Never/Occasionally Vote	15%	25%	23%	23%	8%	8%	40
Usually Vote	18%	30%	23%	21%	7%	2%	57
Always Vote	12%	25%	20%	14%	21%	8%	118
Size of Property							
Less Than 5 Acres	15%	27%	22%	16%	15%	6%	171
More Than 5 Acres	15%	22%	17%	24%	15%	7%	41
Year Round Resident							
Year Round	14%	27%	21%	17%	16%	5%	195
Seasonal	13%	22%	26%	13%	13%	13%	23
Years in Wakefield							
Less than 5	6%	37%	23%	23%	9%	3%	35
5 to 9	13%	27%	18%	20%	18%	4%	45
10 to 19	20%	11%	27%	18%	18%	5%	44
20 to 29	16%	18%	24%	10%	20%	10%	49
30 or more	14%	42%	14%	14%	12%	5%	43

Q2e2: Do you agree or disagree with the following statements about using public funds for Conservation? Will keep property taxes down

	Strongly Agree	Agree Somewhat	Neutral	Disagree Somewhat	Strongly Agree	No Opinion	Number Responding
Wakefield Registered Voters	11%	19%	19%	26%	17%	8%	212
Sex of Respondent							
Male	10%	20%	21%	24%	21%	5%	106
Female	10%	19%	18%	28%	11%	14%	90
Age							
18 to 39	17%	10%	17%	31%	14%	10%	29
40 to 49	3%	14%	21%	38%	14%	10%	29
50 to 59	3%	18%	18%	24%	24%	13%	38
60 to 69	18%	20%	18%	32%	7%	5%	56
70 or older	12%	27%	20%	12%	20%	8%	49
Vote Local Elections							
Never/Occasionally Vote	0%	18%	13%	34%	21%	13%	38
Usually Vote	2%	11%	33%	37%	15%	2%	54
Always Vote	19%	22%	15%	19%	15%	10%	117
Size of Property							
Less Than 5 Acres	11%	21%	19%	24%	16%	8%	165
More Than 5 Acres	14%	12%	19%	29%	17%	10%	42
Year Round Resident							
Year Round	12%	21%	17%	26%	15%	8%	189
Seasonal	4%	4%	30%	22%	26%	13%	23
Years in Wakefield							
Less than 5	6%	24%	6%	42%	18%	3%	33
5 to 9	14%	25%	20%	25%	9%	7%	44
10 to 19	14%	11%	23%	27%	18%	7%	44
20 to 29	13%	21%	25%	13%	19%	10%	48
30 or more	10%	15%	17%	29%	20%	10%	41

Q2e3: Do you agree or disagree with the following statements about using public funds for Conservation? Will slow population growth in Wakefield

	Strongly Agree	Agree Somewhat	Neutral	Disagree Somewhat	Strongly Agree	No Opinion	Number Responding
Wakefield Registered Voters	26%	32%	14%	17%	7%	5%	215
Sex of Respondent							
Male	23%	29%	16%	22%	7%	4%	102
Female	27%	37%	12%	12%	6%	6%	95
Age							
18 to 39	24%	28%	17%	24%	3%	3%	29
40 to 49	36%	32%	14%	18%	0%	0%	28
50 to 59	14%	35%	11%	30%	3%	8%	37
60 to 69	25%	35%	20%	13%	5%	2%	60
70 or older	31%	29%	8%	10%	14%	8%	51
Vote Local Elections							
Never/Occasionally Vote	21%	31%	21%	18%	10%	0%	39
Usually Vote	20%	36%	18%	20%	0%	5%	55
Always Vote	28%	31%	11%	16%	8%	6%	118
Size of Property							
Less Than 5 Acres	27%	33%	14%	17%	6%	4%	167
More Than 5 Acres	21%	29%	17%	17%	7%	10%	42
Year Round Resident							
Year Round	28%	32%	13%	16%	7%	4%	194
Seasonal	5%	29%	24%	29%	5%	10%	21
Years in Wakefield							
Less than 5	12%	32%	21%	24%	9%	3%	34
5 to 9	35%	37%	9%	19%	0%	0%	43
10 to 19	41%	28%	9%	11%	7%	4%	46
20 to 29	17%	33%	17%	15%	9%	9%	46
30 or more	20%	27%	18%	20%	9%	5%	44

Q2e4: Do you agree or disagree with the following statements about using public funds for Conservation? I don't believe in using public funds for conservation

	Strongly Agree	Agree Somewhat	Neutral	Disagree Somewhat	Strongly Disagree	No Opinion	Number Responding
Wakefield Registered Voters	13%	10%	12%	20%	41%	4%	216
Sex of Respondent							
Male	15%	12%	10%	19%	39%	5%	104
Female	12%	3%	16%	22%	43%	4%	94
Age							
18 to 39	10%	3%	14%	17%	52%	3%	29
40 to 49	17%	7%	10%	21%	41%	3%	29
50 to 59	11%	11%	13%	24%	37%	5%	38
60 to 69	13%	11%	11%	11%	51%	2%	61
70 or older	14%	10%	12%	31%	27%	6%	49
Vote Local Elections							
Never/Occasionally Vote	11%	11%	18%	26%	34%	0%	38
Usually Vote	19%	16%	4%	19%	39%	4%	57
Always Vote	12%	7%	14%	19%	43%	6%	118
Size of Property							
Less Than 5 Acres	14%	10%	14%	19%	39%	4%	168
More Than 5 Acres	12%	7%	7%	21%	48%	5%	42
Year Round Resident							
Year Round	14%	10%	11%	19%	41%	4%	195
Seasonal	10%	5%	19%	24%	38%	5%	21
Years in Wakefield							
Less than 5	17%	19%	3%	19%	42%	0%	36
5 to 9	2%	7%	16%	18%	58%	0%	45
10 to 19	19%	5%	12%	19%	44%	2%	43
20 to 29	15%	4%	13%	28%	30%	9%	46
30 or more	16%	16%	14%	16%	32%	7%	44

Q2e5: Do you agree or disagree with the following statements about using public funds for Conservation? \$500,000 is not enough money for conservation

	Strongly Agree	Agree Somewhat	Neutral	Disagree Somewhat	Strongly Disagree	No Opinion	Number Responding
Wakefield Registered Voters	21%	19%	22%	9%	15%	14%	216
Sex of Respondent							
Male	20%	21%	23%	9%	14%	13%	103
Female	23%	17%	21%	7%	16%	16%	95
Age							
18 to 39	38%	7%	17%	10%	7%	21%	29
40 to 49	17%	34%	10%	10%	17%	10%	29
50 to 59	19%	22%	22%	8%	19%	11%	37
60 to 69	26%	16%	23%	11%	9%	16%	57
70 or older	13%	19%	30%	8%	19%	11%	53
Vote Local Elections							
Never/Occasionally Vote	27%	12%	20%	10%	17%	15%	41
Usually Vote	11%	21%	30%	9%	16%	14%	57
Always Vote	24%	19%	20%	9%	15%	13%	115
Size of Property							
Less Than 5 Acres	19%	21%	25%	10%	12%	14%	167
More Than 5 Acres	29%	10%	14%	2%	31%	14%	42
Year Round Resident							
Year Round	19%	20%	22%	9%	16%	13%	192
Seasonal	38%	4%	21%	4%	13%	21%	24
Years in Wakefield							
Less than 5	26%	11%	26%	6%	11%	20%	35
5 to 9	23%	23%	21%	14%	12%	7%	43
10 to 19	18%	27%	23%	7%	20%	5%	44
20 to 29	24%	16%	18%	6%	20%	14%	49
30 or more	16%	14%	26%	9%	12%	23%	43

Q2e6: Do you agree or disagree with the following statements about using public funds for Conservation? I distrust elected officials to wisely use money earmarked for conservation

	Strongly Agree	Agree Somewhat	Neutral	Disagree Somewhat	Strongly Agree	No Opinion	Number Responding
Wakefield Registered Voters	21%	23%	23%	14%	14%	5%	218
Sex of Respondent							
Male	25%	20%	20%	16%	15%	4%	105
Female	15%	26%	29%	10%	13%	7%	96
Age							
18 to 39	10%	41%	28%	10%	7%	3%	29
40 to 49	21%	28%	28%	7%	10%	7%	29
50 to 59	19%	16%	22%	16%	19%	8%	37
60 to 69	22%	23%	20%	20%	13%	2%	60
70 or older	25%	14%	25%	14%	18%	4%	51
Vote Local Elections							
Never/Occasionally Vote	25%	30%	28%	8%	5%	5%	40
Usually Vote	16%	27%	24%	20%	13%	0%	55
Always Vote	20%	19%	23%	13%	18%	8%	120
Size of Property							
Less Than 5 Acres	20%	24%	22%	16%	14%	5%	172
More Than 5 Acres	24%	12%	32%	7%	17%	7%	41
Year Round Resident							
Year Round	20%	23%	23%	13%	16%	5%	194
Seasonal	29%	21%	25%	17%	0%	8%	24
Years in Wakefield							
Less than 5	14%	37%	17%	6%	20%	6%	35
5 to 9	20%	24%	20%	20%	11%	4%	45
10 to 19	14%	14%	37%	16%	14%	5%	43
20 to 29	22%	22%	22%	12%	16%	4%	49
30 or more	30%	18%	20%	14%	11%	7%	44

Q2f: How much additional annual property tax do you think is fair and acceptable in order to protect land in Wakefield from development? PLEASE NOTE - these are actual tax dollars, not per thousand.

	None	\$10	\$25	\$50	\$100	Greater Than \$100	Number Responding
Wakefield Registered Voters	22%	13%	7%	20%	23%	15%	216
Sex of Respondent							
Male	27%	13%	8%	18%	20%	14%	103
Female	16%	14%	2%	23%	31%	14%	94
Age							
18 to 39	15%	19%	8%	19%	15%	23%	26
40 to 49	21%	10%	3%	21%	24%	21%	29
50 to 59	26%	11%	0%	26%	34%	3%	38
60 to 69	17%	14%	10%	17%	22%	19%	58
70 or older	28%	11%	4%	21%	21%	15%	53
Vote Local Elections							
Never/Occasionally Vote	27%	16%	11%	16%	30%	0%	37
Usually Vote	25%	14%	2%	26%	26%	7%	57
Always Vote	19%	10%	8%	19%	20%	23%	118
Size of Property							
Less Than 5 Acres	23%	14%	6%	22%	21%	15%	172
More Than 5 Acres	17%	7%	10%	15%	34%	17%	41
Year Round Resident							
Year Round	22%	14%	7%	21%	22%	14%	194
Seasonal	24%	0%	5%	14%	33%	24%	21
Years in Wakefield							
Less than 5	18%	15%	9%	24%	24%	12%	34
5 to 9	7%	16%	2%	24%	24%	27%	45
10 to 19	28%	9%	4%	11%	34%	15%	47
20 to 29	20%	11%	13%	26%	22%	9%	46
30 or more	37%	15%	7%	17%	12%	12%	41

Q2g: Do you feel that an increase in our population will INCREASE or DECREASE our property taxes?

	Increase	No Impact	Decrease	Number Responding
Wakefield Registered Voters	80%	15%	4%	230
Sex of Respondent				
Male	82%	16%	2%	111
Female	80%	13%	7%	99
Age				
18 to 39	76%	21%	3%	29
40 to 49	82%	14%	4%	28
50 to 59	89%	5%	5%	38
60 to 69	81%	18%	2%	62
70 or older	76%	17%	7%	59
Vote Local Elections				
Never/Occasionally Vote	77%	14%	9%	43
Usually Vote	83%	14%	3%	58
Always Vote	81%	16%	3%	125
Size of Property				
Less Than 5 Acres	80%	15%	4%	179
More Than 5 Acres	80%	16%	5%	44
Year Round Resident				
Year Round	82%	14%	4%	206
Seasonal	74%	22%	4%	23
Years in Wakefield				
Less than 5	83%	14%	3%	35
5 to 9	78%	17%	4%	46
10 to 19	85%	11%	4%	47
20 to 29	77%	19%	4%	53
30 or more	80%	13%	7%	45

Q2h: Do you believe placing land in conservation is an effective way to control property taxes?

	Yes	No	Not Sure	Number Responding
Wakefield Registered Voters	30%	30%	40%	231
Sex of Respondent				
Male	33%	32%	35%	111
Female	25%	27%	49%	101
Age				
18 to 39	48%	17%	34%	29
40 to 49	17%	28%	55%	29
50 to 59	20%	38%	43%	40
60 to 69	27%	39%	34%	62
70 or older	36%	24%	40%	58
Vote Local Elections				
Never/Occasionally Vote	19%	26%	56%	43
Usually Vote	20%	39%	41%	59
Always Vote	38%	28%	34%	125
Size of Property				
Less Than 5 Acres	29%	29%	42%	181
More Than 5 Acres	30%	35%	35%	43
Year Round Resident				
Year Round	31%	32%	38%	206
Seasonal	25%	17%	58%	24
Years in Wakefield				
Less than 5	36%	33%	31%	36
5 to 9	40%	17%	43%	47
10 to 19	27%	31%	42%	48
20 to 29	25%	28%	47%	53
30 or more	23%	43%	34%	44

Q2i: Would you consider moving to another community if Wakefield continues to grow and develop?

	Yes	No	Not Sure	Number Responding
Wakefield Registered Voters	31%	44%	24%	233
Sex of Respondent				
Male	31%	45%	24%	111
Female	30%	43%	26%	102
Age				
18 to 39	48%	28%	24%	29
40 to 49	28%	41%	31%	29
50 to 59	28%	43%	30%	40
60 to 69	31%	47%	23%	62
70 or older	29%	56%	15%	59
Vote Local Elections				
Never/Occasionally Vote	23%	42%	35%	43
Usually Vote	25%	47%	27%	59
Always Vote	35%	44%	20%	127
Size of Property				
Less Than 5 Acres	32%	41%	27%	181
More Than 5 Acres	27%	58%	16%	45
Year Round Resident				
Year Round	32%	45%	23%	208
Seasonal	25%	33%	42%	24
Years in Wakefield				
Less than 5	28%	61%	11%	36
5 to 9	36%	32%	32%	47
10 to 19	29%	40%	31%	48
20 to 29	30%	49%	21%	53
30 or more	33%	42%	24%	45

Q3a: What 3 ways do you get your information about news and events in Wakefield? Please write a "1" where you get MOST of your information, a "2" where you get the next most, and a "3" where you get the third most. 1st Response

	Granite State News	Town Web Site	Post Office	Foster's Daily Democrat	Wakefield Junction	Newsletters	Carroll County Independent	Transfer Station
Wakefield Registered Voters	29%	8%	1%	18%	1%	7%	12%	1%
Sex of Respondent								
Male	30%	7%	2%	18%	1%	6%	11%	2%
Female	28%	11%	1%	21%	1%	5%	12%	1%
Age								
18 to 39	11%	19%	0%	15%	0%	11%	4%	0%
40 to 49	15%	19%	0%	22%	4%	15%	11%	4%
50 to 59	22%	8%	6%	33%	0%	6%	3%	0%
60 to 69	36%	8%	0%	15%	0%	6%	19%	2%
70 or older	39%	0%	2%	13%	2%	4%	15%	0%
Vote Local Elections								
Never/Occasionally Vote	11%	5%	8%	21%	5%	16%	8%	3%
Usually Vote	25%	19%	0%	25%	0%	8%	11%	0%
Always Vote	37%	4%	0%	15%	0%	3%	14%	2%
Size of Property								
Less Than 5 Acres	26%	10%	1%	19%	1%	8%	13%	1%
More Than 5 Acres	44%	2%	2%	17%	0%	2%	7%	2%
Year Round Resident								
Year Round	29%	9%	1%	19%	1%	7%	13%	2%
Seasonal	26%	0%	9%	13%	0%	4%	9%	0%
Years in Wakefield								
Less than 5	23%	19%	3%	16%	0%	10%	13%	0%
5 to 9	24%	12%	0%	24%	2%	10%	5%	2%
10 to 19	38%	2%	2%	19%	2%	7%	12%	2%
20 to 29	21%	8%	0%	19%	0%	6%	12%	2%
30 or more	39%	3%	3%	13%	0%	3%	18%	0%

Q3a: What 3 ways do you get your information about news and events in Wakefield? Please write a "1" where you get MOST of your information, a "2" where you get the next most, and a "3" where you get the third most. 1st Response

	Channel 3	Conway Daily Sun	Union Leader	Town Meetings	Word of Mouth	Other	Number Responding
Wakefield Registered Voters	2%	1%	3%	8%	5%	2%	207
Sex of Respondent							
Male	2%	0%	4%	11%	5%	1%	100
Female	2%	2%	3%	5%	3%	3%	92
Age							
18 to 39	7%	0%	0%	19%	7%	7%	27
40 to 49	4%	0%	0%	0%	4%	4%	27
50 to 59	3%	3%	3%	8%	6%	0%	36
60 to 69	0%	2%	2%	4%	8%	0%	53
70 or older	2%	0%	9%	11%	2%	2%	54
Vote Local Elections							
Never/Occasionally Vote	3%	3%	3%	3%	5%	8%	38
Usually Vote	2%	2%	2%	2%	6%	0%	53
Always Vote	3%	0%	4%	12%	5%	1%	115
Size of Property							
Less Than 5 Acres	3%	1%	4%	7%	4%	2%	159
More Than 5 Acres	2%	0%	0%	12%	7%	0%	41
Year Round Resident							
Year Round	2%	1%	3%	7%	5%	2%	184
Seasonal	4%	4%	4%	13%	9%	4%	23
Years in Wakefield							
Less than 5	3%	0%	0%	10%	0%	3%	31
5 to 9	7%	0%	2%	5%	2%	5%	42
10 to 19	0%	2%	5%	7%	0%	0%	42
20 to 29	2%	0%	4%	12%	15%	0%	52
30 or more	0%	3%	5%	5%	5%	3%	38

Q3a: What 3 ways do you get your information about news and events in Wakefield? Please write a "1" where you get MOST of your information, a "2" where you get the next most, and a "3" where you get the third most. Multiple responses possible. Percentages may add to more than 100 percent.

	Granite State News	Town Web Site	Post Office	Foster's Daily Democrat	Wakefield Junction	Newsletters	Carroll County Independent	Transfer Station
Wakefield Registered Voters	40%	25%	18%	43%	14%	25%	24%	9%
Sex of Respondent								
Male	41%	22%	17%	43%	18%	22%	20%	13%
Female	39%	29%	18%	43%	9%	26%	29%	4%
Age								
18 to 39	19%	52%	30%	33%	4%	30%	33%	7%
40 to 49	22%	48%	7%	48%	11%	41%	15%	22%
50 to 59	28%	17%	31%	56%	19%	14%	17%	11%
60 to 69	49%	21%	23%	47%	19%	23%	26%	8%
70 or older	54%	13%	7%	33%	13%	22%	26%	2%
Vote Local Elections								
Never/Occasionally Vote	13%	18%	26%	39%	24%	26%	18%	16%
Usually Vote	30%	30%	23%	47%	11%	32%	26%	8%
Always Vote	53%	24%	14%	43%	12%	21%	25%	8%
Size of Property								
Less Than 5 Acres	38%	26%	19%	43%	14%	26%	24%	8%
More Than 5 Acres	51%	20%	17%	39%	15%	20%	27%	15%
Year Round Resident								
Year Round	41%	24%	20%	42%	13%	26%	26%	10%
Seasonal	35%	26%	9%	48%	22%	22%	13%	0%
Years in Wakefield								
Less than 5	29%	45%	23%	45%	26%	32%	26%	10%
5 to 9	33%	33%	26%	43%	7%	29%	17%	7%
10 to 19	55%	24%	10%	38%	17%	21%	21%	12%
20 to 29	29%	19%	17%	48%	10%	21%	23%	12%
30 or more	53%	8%	18%	42%	16%	24%	34%	3%

Q3a: What 3 ways do you get your information about news and events in Wakefield? Please write a "1" where you get MOST of your information, a "2" where you get the next most, and a "3" where you get the third most. Multiple responses possible. Percentages may add to more than 100 percent.

	Channel 3	Conway Daily Sun	Union Leader	Town Meetings	Word of Mouth	Other	Number Responding
Wakefield Registered Voters	12%	10%	11%	18%	15%	4%	207
Sex of Respondent							
Male	8%	11%	11%	24%	17%	3%	100
Female	16%	11%	12%	14%	12%	5%	92
Age							
18 to 39	11%	7%	4%	26%	19%	7%	27
40 to 49	15%	0%	4%	7%	19%	7%	27
50 to 59	17%	6%	17%	17%	22%	3%	36
60 to 69	9%	15%	4%	13%	15%	2%	53
70 or older	13%	17%	22%	26%	6%	4%	54
Vote Local Elections							
Never/Occasionally Vote	18%	13%	8%	3%	21%	13%	38
Usually Vote	11%	9%	11%	8%	21%	2%	53
Always Vote	10%	10%	11%	27%	10%	2%	115
Size of Property							
Less Than 5 Acres	14%	12%	11%	16%	16%	3%	159
More Than 5 Acres	7%	2%	12%	24%	10%	5%	41
Year Round Resident							
Year Round	13%	10%	10%	18%	15%	4%	184
Seasonal	9%	13%	17%	17%	13%	4%	23
Years in Wakefield							
Less than 5	6%	10%	0%	19%	10%	6%	31
5 to 9	21%	5%	14%	12%	21%	7%	42
10 to 19	7%	21%	14%	17%	10%	0%	42
20 to 29	10%	12%	10%	19%	23%	0%	52
30 or more	16%	3%	13%	21%	8%	8%	38

Q3b: What are the best ways the Wakefield Land Conservation Group (WLCG) can inform you about what it is doing? Please write a "1" next to the best method, a "2" next to the second best method, and a "3" next to the third best method. 1st Response

	Meeting/ Workshops	E-Mail	Direct Mailing	Town Web Site	Channel 3	Handouts	Newspapers	Other	Number Responding
Wakefield Registered Voters	6%	15%	41%	10%	2%	2%	22%	1%	215
Sex of Respondent									
Male	8%	17%	46%	6%	2%	0%	19%	2%	103
Female	3%	15%	37%	16%	2%	2%	25%	0%	95
Age									
18 to 39	0%	14%	57%	18%	7%	0%	4%	0%	28
40 to 49	4%	18%	39%	25%	0%	0%	11%	4%	28
50 to 59	6%	22%	44%	3%	6%	3%	14%	3%	36
60 to 69	9%	16%	40%	9%	0%	5%	21%	0%	57
70 or older	9%	11%	35%	5%	0%	0%	40%	0%	55
Vote Local Elections									
Never/Occasionally Vote	3%	18%	54%	3%	10%	3%	10%	0%	39
Usually Vote	2%	11%	44%	18%	0%	4%	22%	0%	55
Always Vote	8%	17%	36%	9%	1%	1%	26%	2%	118
Size of Property									
Less Than 5 Acres	4%	14%	44%	11%	3%	1%	21%	1%	167
More Than 5 Acres	12%	17%	29%	7%	0%	5%	29%	2%	42
Year Round Resident									
Year Round	6%	14%	44%	10%	2%	2%	21%	1%	193
Seasonal	9%	27%	23%	9%	5%	0%	27%	0%	22
Years in Wakefield									
Less than 5	3%	24%	39%	21%	6%	0%	6%	0%	33
5 to 9	2%	22%	42%	9%	2%	0%	20%	2%	45
10 to 19	14%	12%	30%	12%	0%	0%	33%	0%	43
20 to 29	6%	12%	47%	6%	0%	6%	24%	0%	51
30 or more	5%	10%	44%	7%	5%	2%	24%	2%	41

Q3b: What are the best ways the Wakefield Land Conservation Group (WLCG) can inform you about what it is doing? Please write a "1" next to the best method, a "2" next to the second best method, and a "3" next to the third best method. Multiple responses possible. Percentages may add to more than 100 percent.

	Meeting/ Workshops	E-Mail	Direct Mailing	Town Web Site	Channel 3	Handouts	Newspapers	Other	Number Responding
Wakefield Registered Voters	19%	33%	77%	28%	11%	28%	64%	3%	215
Sex of Respondent									
Male	19%	36%	81%	21%	10%	28%	62%	4%	103
Female	17%	33%	74%	36%	12%	27%	63%	3%	95
Age									
18 to 39	11%	46%	75%	50%	18%	21%	46%	0%	28
40 to 49	11%	43%	71%	54%	14%	32%	43%	11%	28
50 to 59	11%	36%	81%	25%	8%	33%	53%	8%	36
60 to 69	21%	35%	77%	23%	9%	32%	67%	0%	57
70 or older	29%	20%	80%	13%	11%	22%	89%	2%	55
Vote Local Elections									
Never/Occasionally Vote	8%	38%	79%	28%	23%	33%	54%	3%	39
Usually Vote	11%	31%	82%	40%	9%	31%	69%	2%	55
Always Vote	26%	32%	73%	23%	8%	25%	65%	4%	118
Size of Property									
Less Than 5 Acres	19%	34%	79%	28%	12%	27%	62%	4%	167
More Than 5 Acres	21%	26%	69%	26%	7%	31%	69%	2%	42
Year Round Resident									
Year Round	19%	30%	79%	27%	11%	28%	63%	4%	193
Seasonal	18%	55%	59%	36%	9%	23%	73%	0%	22
Years in Wakefield									
Less than 5	18%	52%	61%	45%	9%	21%	58%	3%	33
5 to 9	16%	40%	84%	33%	18%	18%	51%	9%	45
10 to 19	23%	33%	79%	21%	7%	35%	81%	0%	43
20 to 29	24%	24%	75%	25%	8%	29%	59%	0%	51
30 or more	12%	22%	80%	20%	15%	37%	71%	5%	41

Q4d: Does your property have any of the following? (circle all that apply)

	Waterfront	Current Use Status	Wetlands	Number Responding
Wakefield Registered Voters	70%	24%	21%	131
Sex of Respondent				
Male	71%	26%	21%	66
Female	72%	23%	19%	57
Age				
18 to 39	54%	31%	23%	13
40 to 49	58%	17%	33%	12
50 to 59	58%	26%	32%	19
60 to 69	80%	18%	20%	45
70 or older	77%	29%	14%	35
Vote Local Elections				
Never/Occasionally Vote	75%	30%	20%	20
Usually Vote	81%	6%	26%	31
Always Vote	66%	26%	21%	77
Size of Property				
Less Than 5 Acres	81%	11%	11%	99
More Than 5 Acres	33%	60%	50%	30
Year Round Resident				
Year Round	65%	27%	24%	109
Seasonal	95%	9%	9%	22
Years in Wakefield				
Less than 5	81%	19%	19%	16
5 to 9	70%	10%	20%	30
10 to 19	81%	19%	15%	26
20 to 29	59%	38%	24%	34
30 or more	71%	29%	25%	24

Q4F: I moved or live in Wakefield because ... (Circle all that apply.)

	Born Here	Affordable Housing	Rural Character	Tax Structure	Lakes	Job/Employment	Location	Quality of Life	Schools	Other	Number Responding
Wakefield Registered Voters	8%	30%	64%	32%	37%	8%	34%	56%	5%	10%	236
Sex of Respondent											
Male	9%	32%	65%	34%	42%	6%	35%	54%	4%	11%	113
Female	7%	28%	63%	27%	33%	12%	36%	62%	5%	12%	104
Age											
18 to 39	14%	38%	52%	24%	28%	14%	34%	45%	17%	14%	29
40 to 49	3%	48%	76%	48%	31%	7%	41%	66%	14%	7%	29
50 to 59	8%	50%	73%	38%	35%	13%	35%	55%	5%	5%	40
60 to 69	6%	20%	58%	20%	58%	5%	33%	58%	0%	14%	64
70 or older	11%	15%	61%	34%	24%	8%	32%	60%	2%	10%	62
Vote Local Elections											
Never/Occasionally Vote	7%	44%	60%	23%	35%	14%	40%	37%	9%	14%	43
Usually Vote	8%	45%	62%	40%	43%	7%	27%	58%	3%	5%	60
Always Vote	9%	19%	65%	32%	34%	8%	36%	61%	5%	10%	129
Size of Property											
Less Than 5 Acres	8%	29%	63%	33%	40%	8%	35%	55%	6%	8%	184
More Than 5 Acres	7%	34%	68%	30%	25%	14%	30%	61%	2%	16%	44
Year Round Resident											
Year Round	8%	31%	64%	33%	33%	9%	34%	57%	5%	10%	210
Seasonal	8%	19%	62%	19%	65%	8%	31%	50%	4%	8%	26
Years in Wakefield											
Less than 5	0%	54%	65%	32%	49%	11%	27%	54%	8%	5%	37
5 to 9	2%	43%	77%	47%	49%	4%	30%	55%	13%	11%	47
10 to 19	2%	31%	65%	29%	40%	6%	35%	63%	2%	10%	48
20 to 29	6%	20%	61%	41%	24%	9%	43%	65%	2%	11%	54
30 or more	30%	6%	49%	11%	30%	13%	34%	45%	2%	13%	47

APPENDIX B

OPEN-ENDED RESPONSES

Q1co: Are you interested in learning more about conservation easements? IF YES: "What is the best way to get you more information?"

- Mail and e-mail
- Mail
- Workshops, public forums
- Direct mailing or e-mail
- Majeurope@yahoo.com
- By mail
- Mass mailings
- Mail
- E-mail/newsletter
- Mail
- Diprizio2001@yahoo.com
- Sixpack4him@peoplepc.com
- Mail-P.O. Box 472, E. Wakefield, NH 03830
- Mail
- Direct mailing
- Mail
- Royaldoughty@hotmail.com
- Papers and radio
- 603-522-8223 or mail 78 Pine River Pond Rd, Wakefield NH 03872
- Email
- Mail
- Email
- US mail
- Town web site
- Email grfpaf@worldpath.net
- Letters
- Bgd@worldpath.net
- Mail it to me
- Jans@worldpath.net
- Mail
- Mailing or article in ...(can't read)
- Newsletter
- US mail
- Newspapers
- Mail
- Mail or email
- US mail
- Email
- Newsletter
- Email
- Papers
- I'll pay attention
- Email
- Website
- Mail
- Mail
- Email or regular mail
- News-bulletins
- Carol.v.lafond@adelphia.net
- Newspaper

- Local seminars
- Email- ksd4@adelpia.net
- Mail
- Carroll County Independent
- E-mail
- Thru mail or e-mail
- Mail
- Newspapers
- Mail
- Mailing
- Direct mailing
- Mail
- Mail
- Mail it
- Mail
- Mail
- Newsletter
- Email
- Mail
- Lisasimss@aol.com
- Email
- Meetings
- Mailings
- Mail
- Mail
- Mail
- Mail newspapers
- Town web page
- Public meeting
- Mail
- Brochures/Meetings
- Public forums, newspaper articles
- Mail or email

Q2c: IF FOR: What is the most important reason you voted FOR or would have voted for Article #21?

- I am a firm believer in conservation.
- Control development
- To keep Wakefield as rural as possible
- To keep Wakefield rural
- Expand recreation opportunities by preserving property
- Don't like what's happening with the way building is poorly done
- We want to see our lake protected
- We need funds to purchase more open space land in Wakefield. If we do not, developers will.
- To keep the land
- Because Wakefield has so little conservation land compared to other towns.
- Watershed protection
- To preserve some of Wakefield's finest-our land
- To preserve open space
- Save wildlife habitats
- Save wildlife
- Stop some of the development
- I want to preserve the rural character of Wakefield
- Keep some open space
- To have money available to purchase land/property for conservation
- Slow population growth
- Too much building - open space is disappearing
- A good way to start to see how it will work.
- Land conservation is the single biggest issue in this entire area
- To control growth and to maintain rural character
- To preserve open space & protect water
- It's very important to keep conservation/natural land areas for future generations. I know it looks like a lot of open space now, but without careful planning it can disappear fast! Then it's too late!
- It's important to me to slow development and preserve as much land as possible in the most permanent ways possible
- I feel land is a very valuable resource to conserve
- Slow down development & preserve rural character
- Prefer to conserve land by buying it, as opposed to over-regulation
- To preserve the rural character of the community
- Watershed protection
- Retain open space before development & while most affordable (NOW!)
- Preserve rural character
- It is critical that land not be abused or overdeveloped
- Land conservation is important to all
- I feel it would help keep the "country" part of the area unchanged & maintain the beautiful area where we live.
- To save land as conservation is important
- Am tired & dismayed to see buildings (homes going up everywhere & woods, fields, farms disappearing). Wakefield is growing too fast - traffic is horrible. It's nothing like it used to be.
- Protect wetlands
- To retain the town's rural character
- To assist town and (state) groups in purchase of conservation easements and outright land purchases for wildlife habitat preservation, scenic lakes, wetlands, etc
- To protect union meadows from development if possible
- For conservation
- To preserve land for future generations to enjoy
- I will not vote for it again. The towns inability to live within a budget (31% increase) one of the highest

in the state and the dispiteous act on behalf of at least four of the towns top officials. Despite the vote of the voters, pertaining to the hiring of a town planner has left me with little or no confidence in our present slate of community leaders. I do strongly believe in open space and will continue to support organizations such as the Moose Mountain Greenways, etc but until things change I will no longer vote my tax dollars for this purpose.

- To preserve open spaces, etc for rural character and wildlife habitats
- High priority
- To keep Wakefield somewhat rural
- To start to conserve open spaces from development and to maintain open space & habitat
- Protect open space
- Too much development currently
- We need more open space. We need less congestion
- Wildlife protection
- Good idea
- Too keep land open for public use. (Hunting, fishing, snow-mobiling, hiking, etc)
- Keep Wakefield open, protect forestland
- To increase amount of land in conservation
- To keep some lands pristine & stop sprawl
- To keep open space/forest etc. Buy up these lands for conservation use
- Limit urban sprawl
- Keep rural character
- To preserve open space especially around water bodies
- I believe in the need to preserve green space.
- Conservation is necessary
- To maintain some open space
- I want to keep seeing animals around. I want the lakes to stay clean.
- To preserve the open space and rural character of Wakefield
- To have as much open space as is affordable
- Stop over building that is being done by greedy realtors
- Keeping the rural character of our community and preserving the land and waterways for later generations
- To preserve open space and slow population growth
- I want to keep the rural character of Wakefield and keep taxes lower by limiting development
- To slow growth of town
- Our wild land are disappearing at an exponential rate & with them the wildlife
- To preserve open space and slow population and development growth
- To control development
- I believe in all conservation
- We have had so much development and the land you obtained needed protection
- To protect land and prevent development
- Conservation reasons - all of them
- To protect the land & prevent over development
- Preserve wildlife habitat - preserve rural character stop development of union meadows
- Protect open spaces - economically sound investment - open space saves \$
- Pleased w/progress on that
- To protect and keep waterways, parks and unused town property maintained
- To much building in town
- For town to keep rural character
- Preserve land - not to be developed
- To preserve open space & rural character
- To protect Wakefield's rural status
- Land conservation is important- Simple as that

- Felt need to try to keep open space and nature habitats
- To keep land open to public
- Slow Wakefield's population growth and preserve wildlife habitat
- To control the invasive species in our lakes
- Protect rural character
- To keep more land
- Raise money to purchase lands for recreational use, hunting, fishing, hiking, etc
- To preserve some land in Wakefield from building homes
- To preserve rural character of Wakefield
- Preserve rural character-wildlife-prevent urban sprawl
- To protect wildlife, water, quality and rural character of town.
- Slow population growth
- Essential to preserve public land or rather to promote it since we have so little of it.
- To slow growth
- Conserve land and restrict development rights so future generations can enjoy our precious environment.
- Protect wetlands and rural character of town

Q2d: IF AGAINST: What is the most important reason you voted AGAINST or would have voted against Article #21?

- I don't believe this type of property should be paid for by real estate taxes. Those of us who live on the lakes are already taxed disproportion to everyone else.
- Not a town priority for public money
- I do not support conservation through taxation. We got along fine without the "MA" type policies, which is why I moved up here.
- School situation is far more serious
- I am against redistribution of private property and am wary of increased ownership by governments and "private" conservation organizations.
- I believe people with the right values will conserve their own property without "assistance" from government or special interest groups.
- Would like to see more growth in Wakefield and land conservation is not how I feel public funds should be appropriated
- Do not feel it is important during the rising cost of living-taxes, utilities, gas, etc.
- Tax increase
- Raised taxes
- As with such articles- A lack of clear explanation of real tax rate impact especially on waterfront property paying 70% of town's taxes and in a town without a "line item" budget.
- AS with most such articles- a lack of explanation of tax rate impact especially on waterfront property payment 70% of town's taxes.
- No public funds for conservation
- It raised our taxes ALOT! If people want to donate land they should, but the town should not be buying it!
- Taxes too high already
- I don't feel that we are in crisis mode. We should place look/yr in a trust and purchase land/easements, as we are able.
- Do not use tax money
- If the land in conservation was open for use, for everyone same as before ok, but you mislead people about land use to get their land, money or help.
- Not necessary at this time
- We don't need right now
- Does not guarantee access for all uses, like hunting and fishing. If all people pay for, all people should be able to use it for the ways they recreate
- To high
- Taxes
- Did not totally understand
- Did not agree with this concept
- Inequitable & rising revalues leading to ever increasing re taxes
- Do not feel the concept is sound and well thought out for long term
- Do not confiscate my money for others to use
- Town spending (taxes) is out-of-control
- Raising \$\$ gets out of land on some issues
- Too much money. Surplus funds should be used to REDUCE tax rate.
- I don't think tax money should go towards a few people's causes.
- Use money for development
- Taxes

Q3a: What 3 ways do you get your information about news and events in Wakefield? Please write a “1” where you get MOST of your information, a “2” where you get the next most, and a “3” where you get the third most. OTHER-SPECIFY

Word of mouth

Parents

Channel 9

Word of mouth

In news

Word of mouth

Regional TV and word of mouth

Contact from other citizens

Hairdresser/barber

Church relationship

Talking to townspeople

Talking with other residents

Word of mouth

Friends

Neighbors

TV

Talking to town people

Board meetings, talk among friends

Family and friends

House and house talk

Talking to friends/neighbors

Committee members - planning board, etc

Word of mouth

Friends

Rochester newspaper

Talking with other people

Neighbors, word of mouth

News television

Mail

Citizens of Wakefield

Church

Town Hall

Hearsay once in a while

E. Wakefield Fire Volunteers

Neighbors and Friends

Word of mouth

Direct mailings

Wife

Word of mouth

Discussions with citizens in town.

People

Q3b: What are the best ways the Wakefield Land Conservation Group (WLCG) can inform you about what it is doing? Please write a "1" next to the best method, a "2" next to the second best method, and a "3" next to the third best method. OTHER - SPECIFY

- 603-522-3927
- Info at local gas stations, etc
- Just tell the truth for once, stop misleading people!
- Post Office
- Post Office
- Moose Mt. Regional Greenway
- People word of mouth

Q4f: I moved or live in Wakefield because ... (Circle all that apply.) OTHER - SPECIFY

- Daughter lives in Brookfield
- Family
- To escape to many rules from Massachusetts
- I found my dream house
- Moved here for low taxes but now taxes are too high
- Summers for over 50 years, retired here.
- Wakefield had the qualities of the town I grew up in. I saw what happened there and not it's here in Wakefield N.H.
- Partner's family is here
- Peace & quiet (rural environment)
- Moved here as a child
- Family nearby
- Inherited parents' home
- Open land
- Parents moved here 70 years ago because of tax structure
- A cottage on the lake became available
- Retirement
- I married a resident
- Married a "native"!
- Parents live here
- Family lives here
- Married husband moved in his house
- Husband lived here
- Business opportunity
- By accident
- My parents moved here when I was 11 years old.
- Bought business
- Cheri made me.
- Retirement
- Low taxes

Contact Information:

- Rodney Monnat
603-522-3316
MLMRFM@Adelphia.net

- Julie Currier
currier04@adelphia.net

- John C. Napekoski
603-848-2033
Jnapekoski@hotmail.com

- Darayl Remick
603-522-3314
darayl@verizon.net

- William R. Sheilds Jr.
603-522-0052
wrshr17@yagoo.com

- matthew stevens
majeuropa@yahoo.com

- Bill Ingram
603-522-6208
bingram1949@hotmail.com

- Barry Bishop
603-522-6595

- Peter Wons
603-522-6379
pwons@adelphia.net

- celticdream@verizon.net

- Jim Cochran
jimlibbycochran@yahoo.net

- Allan E Mayranen
603-473-2499
aem@worldpath.net

- E.DeMarco
603-522-9273
demarcoee@earthlink.net

- Brian Carswell
603-473-2146

- John Ciardi
603-522-6625
wadeesay@aol.com
- Judith A Ciardi
603-522-6625
oilsbyjudith@aol.com
- Ryan DiPrizio
diprizio2001@yahoo.com
- Beverly and Peter Dirksen
603-522-3319
- David Anderson
603-522-3927
sizpack4him@peoplepc.com
- Bruce Rich
603-522-6795
brich@ncia.net
- Brenda Dodier Colleyns
603-522-3018
mytwogirls@peoplepc.com
- mail only
- Cynthia Gagneux
473-8947
cinny361@adelphia.net
- Royal and Carole Doughty
603-522-5260
royaldoughty@hotmail.com
- Leif B Johannessen
522-3268
N/A
- Kenneth & Holly Leigh
KHKPCM@aol.com
- Marjorie G Kimball
603-522-3937
mgkimball@adelphia.net
- Vivian Chick
522-8859
- Brian F Dunlavey

- Nate Foss
522-9478
nate@fogfamily.com
- C Schaub
522-6581
AJSCDS@WORLDPATH.NET
- ksds4@adelphia.net
- Penny Voyles
522-3713
jmnpy@adelphia.net
- Matt Jenkins
603-522-8906
- George Frothingham
603-522-6202
grfpaf@worldpath.net
- Ralph Pugh
522-5065
- David Lafond
522-6538
djlafond@netzero.net
- Michael P Bergeron
522-9536
michael.p.bergeron@nhes.nh.gov
- Jay Thomas
522-5177
geenno@adelphia.net
- Glendon R Nason
473-2817
- Julia Passamonti
522-6518
bast1959@yahoo.com
- Cathie Chasse
Cathie.chasse@profilebank.com
- Marion R Nason
473-2817
- Willaim P Denley
522-3802
bdenley@stewart.com

- dgmhaag@verizon.net
- Robert J Constantine
603-862-1083
rjc3@cisunix.unh.edu
- Martha Pratt
473-2211
mapratt@adelphia.net
- Beth Gelipe
eafelipe@yahoo.com
- Marguerite & Bob Carrington
603-522-6513
mbcarrington@netzero.net
- Skip Garland
603-522-6332
skipncher@msn.com
- Richard Wessell
522-6843
- Francis Fruhbeis
- Sarah Anderson
603-522-8697
sarahalcott@yahoo.com
- Ben Anderson
522-8607
ben@greatwaters.org
- Barbara Burkam
522-8774
barburkam@earthlink.net
- Wanda Crawford
522-8419
lupe5588@worldpath.net
- Stephen Orvis
- Irene Martell
522-8332
www.reneebean623.comcast.net
- Richard A Nelson
603-539-4312

- Carol Lafond
522-6538
carol.v.lafond@adelphia.net
- Jim Voyles
603-522-3713
jmnpny@adelphia.net
- mrsvpabbatt@yahoo.com
- Robert Olberg
603-522-3884
bobdoris.olberg@verizon.net
- Julin Arnold
- George Neily
522-6232
- James and Deborah Bruno
522-5327
- Glenna Nelson
539-4312
- Jean M Flayhan
522-8098 (hm); 539-4561 Ext 320 (wk)
jflayhan@courts.state.nh.us
- John H Newman
603-522-6234
- Clifford Bardsley
603-953-3175
- N. S. Smith
522-3373
REVNSMITH@verizon.net
- George Ackerman
522-8826
gea5775@yahoo.com
- Lisa Sims
522-6829
Lisasimss@aol.com
- Gary Chag
603-682-3692
colt4747@netscape.net

- Gerald P Hastings
603-340-2295
gphastings@hotmail.com
- Peter Brown
522-3335
pbrown@lydall.com
- Libby Cochran
jimc3@verizon.net
- Janet and David Gagnon
603-473-2111
jangagnon@adelphia.net
- Yola Mourginis
dfill@adelphia.net
- Barbara White
603-522-8985
bwhitejwhitew@aol.com
- Peggy Hayden
- Robert Partridge
603-473-2719
- marilyn keating
603-522-3429
- Marcia Hodsdon
603-522-3372
choddy@surfglobal.net
- Stanley E. Lomba
603-522-6584
elomba@adelphia.net
- Joni O'Brien
522-3822
joniobrien@adelphia.net

APPENDIX C
QUESTIONNAIRE

Wakefield Land Conservation Survey

The Wakefield Land Conservation Group (WLCG) consists of citizens of Wakefield who are concerned with preserving our rural quality of life. In order to better understand the concerns of the citizens of Wakefield, we are conducting this survey. Please take a few minutes to complete this survey and return by June 30. Simply circle the number of the response that best represents your opinion or the “no opinion” response. When you complete the survey, please fold the survey so that the UNH Survey Center address is showing, tape the survey closed, and drop in the mail. If you have any questions about this survey, please contact XXXXXXXXXXXXXXXXXXXXXXXX.

Thanks in advance for your help.

Section 1: LAND USE

A.. Please indicate how high a priority you place on each of these possible goals for Wakefield.

	<u>Not a Priority</u>	<u>Low Priority</u>	<u>Medium Priority</u>	<u>High Priority</u>	<u>Very High Priority</u>	<u>No Opinion</u>
1. Preserve open spaces – forest, fields, & farms	1	2	3	4	5	9
2. Protect lakes, rivers, & wetlands	1	2	3	4	5	9
3. Maintain Wakefield’s rural character	1	2	3	4	5	9
4. Expand recreational opportunities	1	2	3	4	5	9
5. Slow Wakefield’s population growth	1	2	3	4	5	9
6. Encourage residential development	1	2	3	4	5	9
7. Preserve wildlife habitat	1	2	3	4	5	9
8. Protect endangered animals and plants	1	2	3	4	5	9
9. Control property taxes	1	2	3	4	5	9

B. How well do you think you understand what a conservation easement is?

1. completely understand Conservation Easement
2. understand it somewhat
3. am familiar with the term, but don’t really know what it is
4. not familiar with Conservation Easements

C. Are you interested in learning more about conservation easements?

1. Yes → What is the best way to get you more information? _____
2. No
3. Don’t know

D. Would you be interested in donating or selling the development rights on your property (i.e., having a conservation easement)?

1. Yes
2. No
3. Maybe

Section 2: MARCH 2006 TOWN ELECTIONS

A. Did you vote in the March, 2006 town election?

- 1. Yes
- 2. No

B. How did you vote on Article #21 – to raise \$500,000 for land conservation?

- 1. For
- 2. Against
- 3. Did not vote

C. IF FOR: What is the most important reason you voted FOR or would have voted for Article #21?

D. IF AGAINST: What is the most important reason you voted AGAINST or would have voted against Article #21?

E. Do you agree or disagree with the following statements about using public funds for Conservation ?

	<u>Strongly Agree</u>	<u>Agree Somewh at</u>	<u>Neutral</u>	<u>Disagree Somewh at</u>	<u>Strongly Disagree</u>	<u>No Opinion</u>
1. will significantly increase my taxes	1	2	3	4	5	9
2. will keep property taxes down	1	2	3	4	5	9
3. will slow population growth in Wakefield	1	2	3	4	5	9
4. I don't believe in using public funds for conservation	1	2	3	4	5	9
5. \$500,00 is not enough money for conservation.	1	2	3	4	5	9
6. I distrust elected officials to wisely use money earmarked for conservation	1	2	3	4	5	9

F. How much additional annual property tax do you think is fair and acceptable in order to protect land in Wakefield from development? PLEASE NOTE – these are actual tax dollars, not per thousand.

- 0. \$0
- 1. \$10
- 2. \$25
- 3. \$50
- 4. \$100
- 5. greater than \$100

G. Do you feel that an increase in our population will INCREASE or DECREASE our property taxes?

- 1. increase
- 2. no impact
- 2. decrease

H. Do you believe placing land in conservation is an effective way to control property taxes?

- 1. Yes
- 2. No
- 3. Not sure

I. Would you consider moving to another community if Wakefield continues to grow and develop?

- 1. Yes
- 2. No
- 3. Not sure

Section 3: COMMUNICATION

A. What 3 ways do you get your information about news and events in Wakefield? Please write a "1" where you get MOST of your information, a "2" where you get the next most, and a "3" where you get the third most.

- | | | |
|----------------------------------|-------------------------------|---------------------|
| _____ Granite State News | _____ Town Web Site | _____ Post Office |
| _____ Foster's Daily Democrat | _____ Wakefield Junction | _____ Newsletters |
| _____ Carroll County Independent | _____ Transfer Station (Dump) | _____ Channel 3 |
| _____ Conway Daily Sun | _____ Union Leader | _____ Town meetings |
| _____ Other _____ | | |

B. What are the best ways the Wakefield Land Conservation Group (WLCG) can inform you about what it is doing? Please write a "1" next to the best method, a "2" next to the second best method, and a "3" next to the third best method.

- | | | |
|-------------------------|-------------------|----------------------|
| _____ Meeting/workshops | _____ E-mail | _____ Direct mailing |
| _____ Town web site | _____ Channel 3 | _____ Handouts |
| _____ Newspapers | _____ Other _____ | |

Section 4: About You

A. How long have you lived in Wakefield? _____ Years

B. Do you live in Wakefield year round? 1. Yes 2. No.

C. Is your property: 1. Less than 5 acres 2. More than 5 acres.

D. Does your property have any of the following? (circle all that apply)

1. Waterfront 2. "Current Use" Status 3. Wetlands.

E. What is your age? _____ Years, Circle M / F

F. I moved or live in Wakefield because ... (Circle all that apply.)

- | | | | |
|--------------|-----------------------|--------------------|--------------------|
| 1. Born here | 2. Affordable Housing | 3. Rural Character | 4. Tax Structure |
| 5. Lakes | 6. Job/Employment | 7. Location | 8. Quality of Life |
| 9. Schools | 10. Other _____ | | |

G. How frequently do you vote in *Town* elections?

1. Never 2. Occasionally vote 3. Usually vote 4. Always vote

Contact Information (optional)

Name: _____

Telephone: _____

Email: _____

PLEASE FOLD SURVEY SO THAT RETURN MAIL INFORMATION SHOWS AND MAIL TO UNH SURVEY CENTER. THANK YOU AGAIN FOR YOUR HELP!

801175




NO POSTAGE
NECESSARY
IF MAILED
IN THE
UNITED STATES

BUSINESS REPLY MAIL
FIRST-CLASS MAIL PERMIT NO. 2 DURHAM, NH

POSTAGE WILL BE PAID BY ADDRESSEE

THE SURVEY CENTER
UNIVERSITY OF NEW HAMPSHIRE
THOMPSON HALL
105 MAIN STREET
DURHAM NH 03824-9987



Wakefield Land Conservation
Group
Town of Wakefield
2 High Street
Sanbornville, NH 03872

PLACE MAILING LABEL HERE

•Why we protect

- Ridge-lines: control soil erosion.
- Un-fragmented land: increase and maintain wildlife habitats.
- Wildlife and rare species: important in the eco-chain.
- Forests: filter water, air purification, control flooding, provide for forest industry.
- Farmland: only 2% of Wakefield land is ideal for crop production
- Uplands: filter pollutants out of water going into our wetlands
- Wetlands: further purify pollutants, control flooding, provide habitat for plants and animals, fishing and hunting
- Floodplains: first line of defense when rivers and streams overflow
- Shore land: prevents soil erosion and water pollution
- Aquifers: our underground water resource
- Source waters: drain into our town and private wells
- Undeveloped land: preserves hunting, fishing, recreation such as hunting, fishing, cross country, snowshoeing, snowmobiling.



Contacts

Cindy Barstow	522-8076
Cheri Schlenker	522-8600
Peter Brown	522-3335
Nancy Spencer-Smith	522-3373
John Kenney	332-2260
Doug Stewart	522-3491
Howie Knight	522-3097

Land Conservation



Wakefield's Future

How can you help?

Involvement takes everyone

Evaluation Criteria

(Used by the Wakefield Land Conservation Group for evaluation of potential land for conservation)

- Drinking water protection
- Contribution to water quality
- Proximity to other conservation lands
- Biodiversity
- Farmland soils
- Working farms
- Tree farms
- Recreation value
- Scenic values
- Cultural, historical, or archeological features
- Scope of the project
- Existing development threat
- Likelihood of success
- Wildlife habitat

What can I do?

- Get involved
- Identify qualified land
- Learn about the tax advantages of conservation gifts
- Talk to your neighbors
- Support conservation efforts

Conservation & Partnership

- Identify land that will benefit the community by extinguishing development rights
- Work with landowners to provide a win-win solution to both the land owner and the town

For the land owner

Tax incentives
Immediate cash

For the town

Open space
Lower taxes

- Conservation easements provide a vehicle for land owners and the town to maintain undeveloped land that preserves our rural quality of life.

