

THE WMUR GRANITE STATE POLL

THE UNIVERSITY OF NEW HAMPSHIRE SURVEY CENTER

April 22, 2013

STRONG SUPPORT FOR MEDICAL MARIJUANA, MODEST SUPPORT FOR RECREATIONAL POT

By: Andrew E. Smith, Ph.D.
UNH Survey Center
www.unh.edu/survey-center
603/862-2226

DURHAM, NH – There is strong support for legalizing marijuana for medical use in New Hampshire. Granite Staters are less supportive of legalizing marijuana for recreational use.

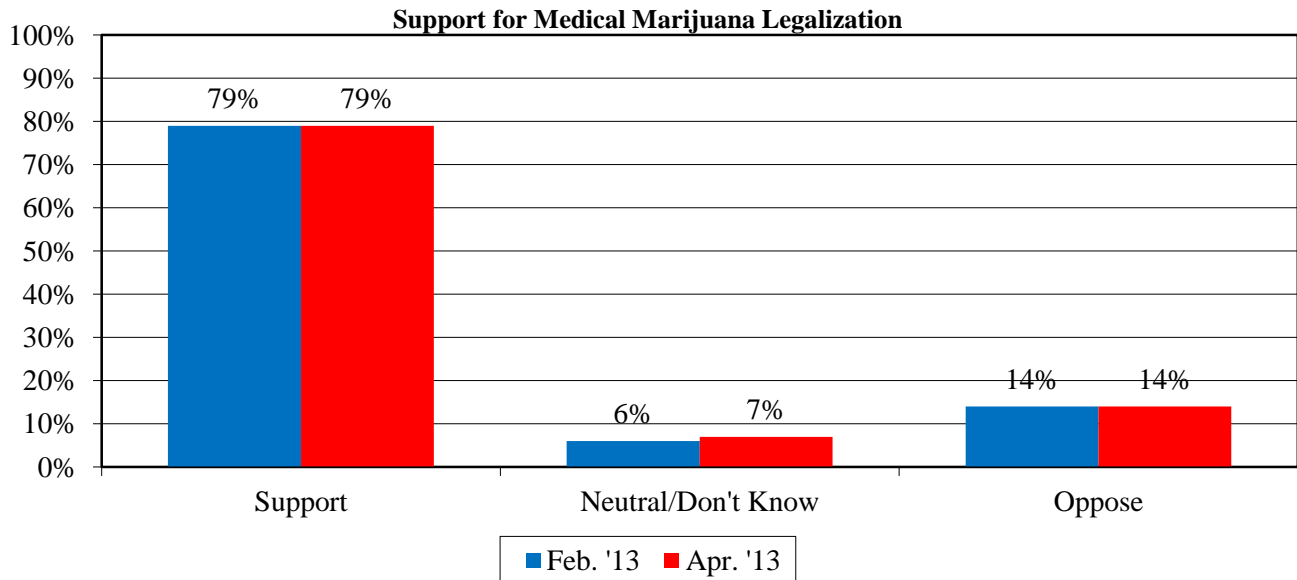
These findings are based on the latest **WMUR Granite State Poll**,* conducted by the University of New Hampshire Survey Center. Five hundred and seven (507) randomly selected New Hampshire adults were interviewed by landline and cellular telephone between April 4 and April 9, 2013. The margin of sampling error for the survey is +/- 4.4 percent.

Medical Marijuana

A bill that would legalize marijuana for medical use passed the New Hampshire legislature by a 266 to 64 vote and is now being considered in the Senate and Governor Maggie Hassan has signaled that she would support a medical marijuana bill.

Among state residents, support for legalizing marijuana for medical purposes remains high with 79% saying they would support medical marijuana (56% strongly and 23% somewhat), only 14% oppose this (9% strongly and 6% somewhat), and 7% are neutral or don't know. Support for legalizing marijuana for medical uses has remained unchanged since February.

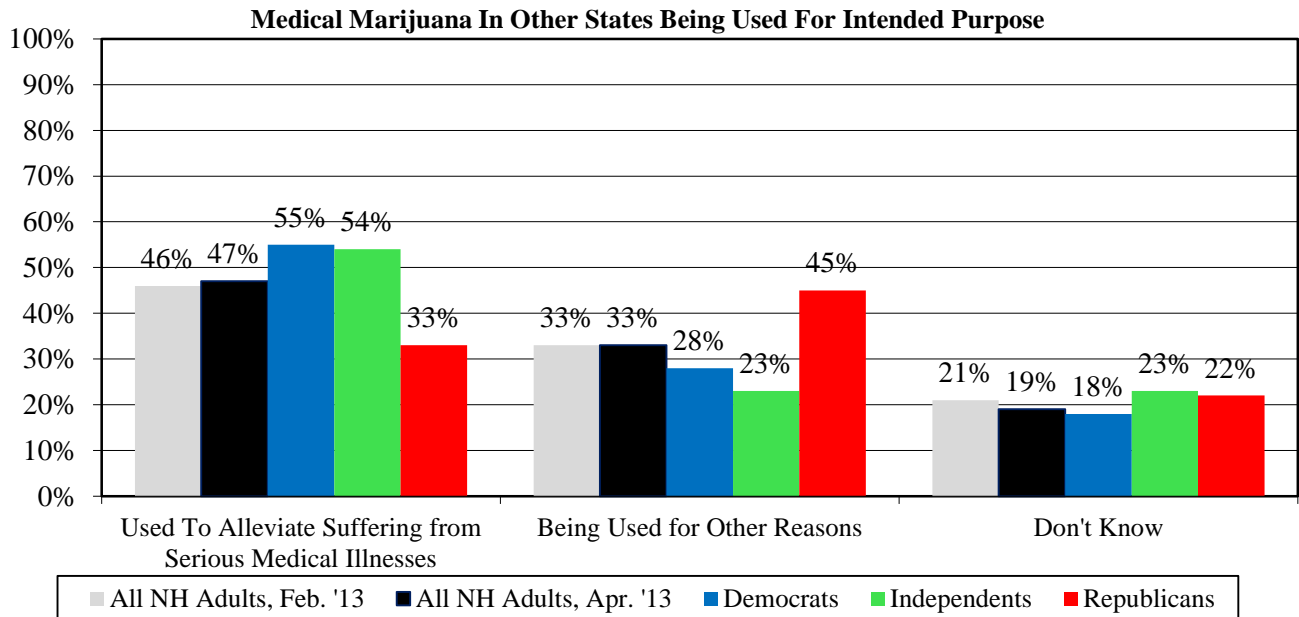
Support for medical marijuana legalization is strongest among liberals (89%) and Democrats (88%). And while majorities support legalization of medical marijuana, opposition is highest among Republicans (23%) and conservatives (25%).



* We ask that this copyrighted information be referred to as *the Granite State Poll*, sponsored by WMUR-TV, and conducted by the University of New Hampshire Survey Center.

However, Granite Staters remain suspicious about whether marijuana legalization in other states has been used for primarily medical purposes -- 47% think that it is being used for its intended medical purposes, but 33% think it is being used for other purposes and 19% are not sure. Perceptions about how medical marijuana is used in other states have also remained unchanged since February.

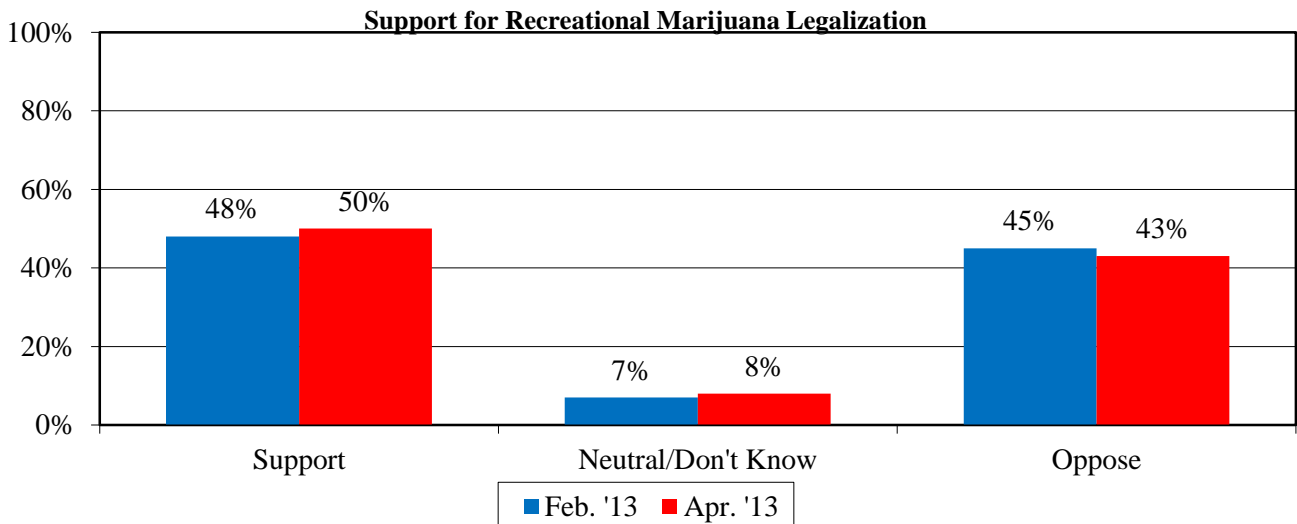
Democrats and liberals are most likely to believe that it is being used for medical purposes while conservatives are most suspicious.



Recreational Marijuana

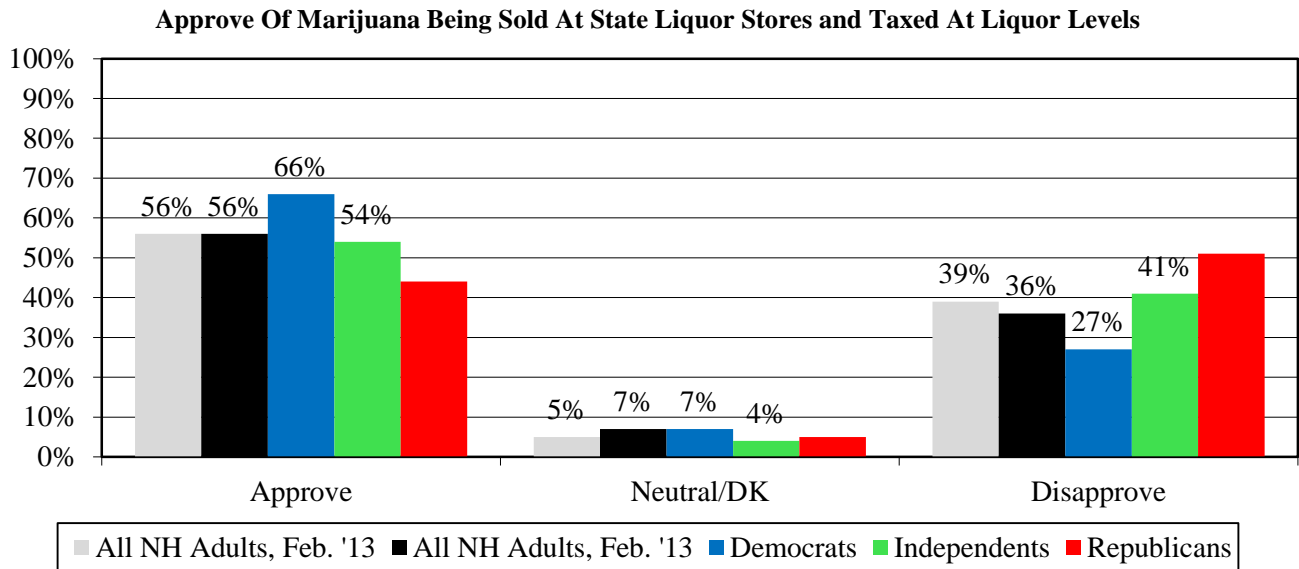
Some states have also legalized marijuana for recreational use. There is modest support for legalizing recreational marijuana in New Hampshire -- 50% support legalization marijuana for recreational use (32% strongly and 18% somewhat), 43% oppose (36% strongly and 7% somewhat), and 8% are neutral or don't know. Support for recreational marijuana has not changed since February.

Support for recreational marijuana legalization is strongest among liberals (76%), young adults (69%), Democrats (61%), residents of greater Manchester (60%), and listeners of NH Public Radio (60%). Opposition is strongest among older adults (58%), conservatives (57%), and Republicans (54%).



When asked if they support the concept of handling the sale of marijuana like the state handles the sale of alcohol, a slim majority approve. Slightly more than half of Granite Staters (56%) approve of selling marijuana at state liquor stores and taxing it at rates similar to how alcohol is taxed, 36% oppose this idea, and 7% are unsure. Support for this idea has remained unchanged since February.

Liberals, union households, young adults, men and NHPR listeners are most likely to support this concept while older adults, conservatives, and church goers are most likely to oppose.



Granite State Poll Methodology

These findings are based on the latest WMUR Granite State Poll, conducted by the University of New Hampshire Survey Center. Five hundred and seven (507) randomly selected New Hampshire adults were interviewed by landline and cellular telephone between April 4 and April 9, 2013. The margin of sampling error for the survey is +/- 4.4 percent.

The data have been weighted to adjust for numbers of adults and telephone lines within households, respondent sex, and region of the state. In addition to potential sampling error, all surveys have other potential sources of non-sampling error including question order effects, question wording effects, and non-response.

Marijuana Legalization

“Let’s change topics again...”

"Do you support or oppose allowing doctors in New Hampshire to prescribe small amounts of marijuana for patients suffering from serious illnesses?"

	<u>Feb. '13</u>	<u>Apr. '13</u>
Strongly Support	57%	56%
Somewhat Support	22%	23%
Neutral	5%	5%
Somewhat Oppose	3%	6%
Strongly Oppose	11%	9%
Don't Know	1%	2%
(N=)	(578)	(505)

"Do you support or oppose legalizing the possession of small amounts of marijuana for personal recreational use in New Hampshire?"

	<u>Feb. '13</u>	<u>Apr. '13</u>
Strongly Support	31%	32%
Somewhat Support	17%	18%
Neutral	6%	6%
Somewhat Oppose	8%	7%
Strongly Oppose	37%	36%
Don't Know	1%	1%
(N=)	(578)	(506)

"As you may know, several other states allow doctors to prescribe small amounts of marijuana to patients suffering from serious illnesses. Do you think most of the marijuana that is purchased through state authorized medical marijuana programs is being used to alleviate suffering from serious medical illnesses, or do you think most of it is being used for other reasons?"

	<u>Feb. '13</u>	<u>Apr. '13</u>
Alleviate suffering from serious medical illnesses	46%	47%
Being used for other reasons	33%	33%
Don't Know	21%	19%
(N=)	(575)	(501)

"If small amounts of marijuana were legalized for personal use in New Hampshire, would you approve or disapprove of marijuana being sold at state liquor stores and taxed at levels similar to alcohol or tobacco?"

	<u>Feb. '13</u>	<u>Apr. '13</u>
Strongly Approve	40%	40%
Somewhat Approve	16%	17%
Neutral	3%	5%
Somewhat Disapprove	6%	5%
Strongly Disapprove	33%	32%
Don't Know	2%	3%
(N=)	(577)	(503)

"Do you support or oppose allowing doctors in New Hampshire to prescribe small amounts of marijuana for patients suffering from serious illnesses?" "Is that strongly or just somewhat?"

	<u>Strongly Support</u> 56%	<u>Somewhat Support</u> 23%	<u>Neutral</u> 5%	<u>Somewhat Oppose</u> 6%	<u>Strongly Oppose</u> 9%	<u>Don't Know</u> 2%	<u>(N)</u> 505
STATEWIDE							
Registered Democrat	73%	15%	9%	0%	3%	1%	125
Registered Undeclared	58%	25%	4%	5%	7%	2%	229
Registered Republican	36%	25%	6%	13%	18%	2%	113
Democrat	72%	16%	6%	2%	3%	1%	201
Independent	55%	23%	5%	6%	9%	3%	122
Republican	41%	28%	5%	10%	13%	2%	169
Liberal	80%	9%	6%	0%	3%	1%	108
Moderate	57%	22%	6%	6%	7%	3%	222
Conservative	37%	33%	3%	10%	15%	2%	147
Support Tea Party	45%	31%	7%	9%	7%	2%	102
Neutral	49%	22%	5%	9%	13%	1%	160
Oppose Tea Party	68%	19%	4%	2%	6%	2%	206
Union household	66%	16%	3%	3%	10%	2%	64
Non union	55%	23%	6%	6%	8%	2%	437
Read Union Leader	59%	22%	4%	4%	9%	2%	152
Read Boston Globe	65%	16%	4%	5%	9%	0%	76
Watch WMUR	54%	24%	6%	6%	9%	1%	336
Listen to NHPR	68%	15%	2%	6%	8%	1%	153
18 to 34	65%	20%	0%	6%	7%	2%	60
35 to 49	55%	22%	9%	7%	6%	2%	128
50 to 64	62%	18%	5%	7%	8%	0%	175
65 and over	48%	30%	4%	3%	11%	4%	127
Male	56%	22%	5%	7%	9%	1%	247
Female	57%	23%	5%	4%	8%	2%	258
High school or less	56%	23%	4%	3%	10%	3%	100
Some college	55%	21%	4%	8%	9%	2%	114
College graduate	56%	23%	6%	6%	8%	1%	158
Post graduate	59%	23%	4%	5%	7%	2%	128
Attend services 1 or more/week	45%	30%	6%	9%	8%	2%	115
1 2 times a month	46%	31%	4%	10%	7%	2%	52
Less often	60%	22%	3%	4%	9%	2%	137
Never	64%	16%	6%	4%	9%	1%	186
North Country	61%	24%	3%	3%	8%	0%	38
Central / Lakes	54%	22%	10%	6%	5%	3%	82
Connecticut Valley	59%	26%	4%	1%	6%	3%	82
Mass Border	54%	22%	4%	6%	12%	1%	136
Seacoast	49%	27%	5%	9%	7%	2%	86
Manchester Area	64%	14%	4%	7%	10%	1%	81
First Cong. Dist	59%	21%	5%	7%	6%	1%	229
Second Cong. Dist	54%	24%	5%	5%	10%	2%	276

"Do you support or oppose legalizing the possession of small amounts of marijuana for personal recreational use in New Hampshire?" "Is that strongly or just somewhat?"

	<u>Strongly Support</u> 32%	<u>Somewhat Favor</u> 18%	<u>Neutral</u> 6%	<u>Somewhat Oppose</u> 7%	<u>Strongly Oppose</u> 35%	<u>Don't Know</u> 1%	<u>(N)</u> 506
STATEWIDE							
Registered Democrat	40%	22%	5%	7%	25%	0%	125
Registered Undeclared	32%	16%	8%	7%	36%	1%	229
Registered Republican	22%	13%	5%	8%	50%	3%	113
Democrat	39%	22%	4%	9%	25%	1%	201
Independent	32%	13%	8%	5%	40%	1%	122
Republican	25%	15%	8%	6%	44%	2%	170
Liberal	48%	28%	8%	3%	13%	0%	108
Moderate	29%	17%	6%	10%	37%	1%	222
Conservative	23%	12%	6%	7%	50%	2%	147
Support Tea Party	29%	14%	8%	8%	39%	2%	102
Neutral	22%	15%	7%	5%	50%	1%	160
Oppose Tea Party	44%	21%	5%	8%	22%	1%	206
Union household	43%	17%	3%	6%	31%	0%	64
Non union	31%	18%	7%	7%	36%	1%	438
Read Union Leader	35%	11%	4%	5%	43%	1%	152
Read Boston Globe	38%	16%	4%	3%	39%	0%	76
Watch WMUR	31%	15%	7%	8%	38%	1%	336
Listen to NHPR	35%	24%	6%	5%	30%	1%	153
18 to 34	46%	23%	4%	2%	23%	2%	60
35 to 49	32%	19%	8%	8%	33%	0%	128
50 to 64	37%	17%	7%	9%	29%	2%	175
65 and over	21%	13%	6%	5%	53%	2%	128
Male	38%	20%	7%	5%	29%	1%	247
Female	27%	16%	5%	9%	1%	2%	258
High school or less	44%	8%	4%	7%	37%	0%	100
Some college	30%	16%	7%	10%	35%	1%	115
College graduate	30%	16%	8%	8%	37%	1%	158
Post graduate	28%	29%	5%	3%	33%	3%	128
Attend services 1 or more/week	18%	17%	6%	4%	53%	2%	116
1 2 times a month	33%	20%	10%	9%	29%	0%	52
Less often	33%	14%	6%	9%	37%	1%	137
Never	40%	21%	7%	7%	24%	1%	186
North Country	27%	22%	15%	5%	30%	0%	39
Central / Lakes	33%	10%	7%	11%	38%	1%	82
Connecticut Valley	38%	20%	6%	4%	29%	3%	82
Mass Border	28%	16%	5%	7%	44%	1%	136
Seacoast	21%	29%	4%	9%	38%	0%	86
Manchester Area	48%	12%	8%	4%	25%	3%	81
First Cong. Dist	32%	20%	7%	9%	30%	2%	229
Second Cong. Dist	32%	15%	6%	6%	40%	1%	276

"As you may know, several other states allow doctors to prescribe small amounts of marijuana to patients suffering from serious illnesses. Do you think most of the marijuana that is purchased through state authorized medical marijuana programs is being used to alleviate suffering from serious medical illnesses, or do you think most of it is being used for other reasons?"

	<u>Alleviate Suffering For Medical Illness</u>	<u>Being Used For Other Reasons</u>	<u>Don't Know/ Not Sure</u>	<u>(N=)</u>
STATEWIDE	47%	33%	19%	501
Registered Democrat	59%	22%	20%	122
Registered Undeclared	46%	39%	16%	228
Registered Republican	37%	38%	25%	113
Democrat	61%	22%	17%	198
Independent	41%	41%	18%	122
Republican	38%	41%	21%	169
Liberal	59%	22%	19%	105
Moderate	52%	30%	18%	222
Conservative	32%	47%	21%	146
Support Tea Party	37%	40%	23%	101
Neutral	38%	46%	16%	160
Oppose Tea Party	58%	23%	18%	202
Union household	51%	27%	22%	60
Non union	47%	34%	19%	437
Read Union Leader	54%	28%	18%	151
Read Boston Globe	56%	34%	9%	76
Watch WMUR	47%	33%	21%	332
Listen to NHPR	52%	32%	16%	153
18 to 34	48%	40%	13%	60
35 to 49	49%	31%	19%	128
50 to 64	52%	30%	18%	173
65 and over	38%	39%	23%	126
Male	46%	37%	18%	245
Female	49%	30%	21%	256
High school or less	48%	39%	13%	99
Some college	44%	35%	21%	115
College graduate	46%	32%	22%	155
Post graduate	51%	30%	19%	128
Attend services 1 or more/week	37%	41%	22%	116
1 2 times a month	46%	25%	29%	50
Less often	49%	33%	18%	135
Never	52%	33%	15%	185
North Country	50%	34%	16%	38
Central / Lakes	48%	33%	19%	82
Connecticut Valley	49%	30%	22%	80
Mass Border	45%	39%	17%	136
Seacoast	42%	27%	31%	85
Manchester Area	53%	35%	12%	79
First Cong. Dist	49%	30%	21%	227
Second Cong. Dist	46%	36%	18%	274

“If small amounts of marijuana were legalized for personal use in New Hampshire, would you approve or disapprove of marijuana being sold at state liquor stores and taxed at levels similar to alcohol or tobacco?” “Is that strongly or just somewhat?”

	<u>Strongly Approve</u> 40%	<u>Somewhat Approve</u> 17%	<u>Neutral</u> 5%	<u>Somewhat Disapprove</u> 5%	<u>Strongly Disapprove</u> 32%	<u>Don't Know</u> 2%	<u>(N)</u> 503
STATEWIDE							
Registered Democrat	44%	22%	5%	4%	23%	3%	124
Registered Undeclared	41%	14%	5%	4%	34%	3%	229
Registered Republican	33%	16%	5%	5%	40%	1%	112
Democrat	46%	19%	3%	4%	25%	3%	200
Independent	39%	12%	6%	6%	33%	3%	122
Republican	33%	16%	6%	4%	40%	2%	169
Liberal	56%	22%	5%	2%	12%	4%	107
Moderate	38%	18%	5%	5%	31%	3%	222
Conservative	28%	14%	5%	5%	47%	1%	146
Support Tea Party	30%	18%	9%	7%	35%	1%	102
Neutral	35%	14%	6%	4%	39%	3%	159
Oppose Tea Party	49%	17%	3%	4%	23%	3%	204
Union household	56%	11%	1%	2%	28%	3%	62
Non union	37%	17%	5%	5%	32%	2%	437
Read Union Leader	38%	15%	3%	6%	37%	2%	151
Read Boston Globe	37%	14%	9%	1%	38%	1%	75
Watch WMUR	38%	17%	3%	6%	33%	2%	333
Listen to NHPR	41%	18%	4%	3%	29%	4%	153
18 to 34	54%	20%	6%	4%	16%	0%	60
35 to 49	43%	13%	8%	5%	29%	2%	128
50 to 64	42%	22%	3%	5%	26%	3%	173
65 and over	28%	10%	3%	5%	51%	4%	128
Male	50%	18%	3%	4%	24%	1%	246
Female	30%	15%	6%	6%	39%	4%	257
High school or less	41%	8%	9%	6%	35%	1%	98
Some college	42%	24%	3%	3%	24%	3%	115
College graduate	37%	14%	3%	7%	38%	2%	157
Post graduate	39%	20%	4%	3%	28%	5%	128
Attend services 1 or more/week	29%	13%	3%	5%	46%	4%	114
1 2 times a month	38%	17%	5%	7%	33%	0%	50
Less often	41%	19%	3%	5%	30%	3%	137
Never	46%	17%	7%	4%	24%	3%	185
North Country	46%	23%	8%	0%	23%	0%	39
Central / Lakes	37%	12%	4%	3%	36%	8%	82
Connecticut Valley	43%	18%	3%	6%	29%	1%	82
Mass Border	38%	15%	4%	4%	36%	2%	135
Seacoast	32%	21%	2%	4%	38%	3%	85
Manchester Area	45%	16%	9%	10%	20%	0%	79
First Cong. Dist	41%	19%	6%	7%	25%	3%	226
Second Cong. Dist	38%	15%	4%	3%	37%	2%	276