

*Town of
Hillsborough, NH
2022 Annual Report*



Special thank you to Maryann Cheung for chronicling our 250th Anniversary



2022 ANNUAL REPORT INDEX

Assessor's Report	11
Auditor's Report	12-14
2022/2023 Budget Report	78-79
Board of Selectmen Report	9
Building Inspector/Code Enforcement	15
Capital Area Mutual Aid Fire Compact	16-17
Central NH Regional Planning Commission	18
Conservation Commission	19
Debt Schedule	80-81
Detailed Statement of Expenses	85-100
Detailed Statement of Revenue	101
Emergency Management Report	20
Energy Committee	31
Financial Report	82-84
Fire Department/Emergency Medical Services Report	21
Forest Fire and State Forest Ranger Warden Report	22-23
Fuller Public Library Report	24
Fuller Public Library Financial Report	102-104
Grapevine Family Resource Center	26
Highway Department Report	28
Hillsborough Celebrates Its 250th Birthday	25
Historic District Commission Report	29
Land Use, Economic Development Department	32-49
Municipal Services Directory	5
Park's Board	30
Police Department Report	50-54
Project LIFT Financial Report	105
Project LIFT Report	55
Report of the Town Administrator	10
Solid Waste Advisory Report	56

2021 ANNUAL REPORT INDEX

Summary of Town Valuation	110
Tax Collector's Report	106-108
Tax Rate	109
Town Clerk's Report	58-59
Town Meeting Minutes for 2022	66-69
Town Officers	6-7
Transfer Station Tonnage Report	57
Treasurer's Report	111-112
Trustees of Trust Funds	113-115
Warrant	71-76
Water & Sewer Commissioners' Report	60-61
Water & Sewer Commissioners' Financial & Treasurer Reports	116-123
Welfare Department Report	27
Youth Services	62-63
Zoning Board of Adjustment Report	64

MUNICIPAL SERVICES DIRECTORY

Building Inspector/Code Enforcement	464-3877 ext. 259
Community Planning	464-3877 ext. 227
Monday – Thursday 9:30 a.m. to 3:00 p.m. ~	First & Third Thursday at 7:00 p.m.
Fire Department	464-3477
Health Officer	464-3877 ext. 259
Highway Department	464-3877 ext. 253
Library	464-3595
Monday & Friday 12:00 p.m. to 5:00 p.m. ~	Tuesday & Thursday 9:00 a.m. to 8:00 p.m.
	Saturday 9:00 a.m. to 1:00 p.m.
Planning Board	464-5378 ext. 227
First & Third Wednesday at 7:00 p.m.	
Police	464-5512
Selectmen	464-3877 ext. 221
Second & Fourth Tuesday	
Open Session 6:00 p.m. to 6:15 p.m. or by appointment.	Please call the Town Office.
Supervisors of the Checklist	464-3877 ext. 221
Town Administrator	464-3877 ext. 222
Town Clerk/Tax Collector	464-3877 ext. 224
Monday – Friday 9:00 a.m. to 4:30 p.m.	
Tuesday 9:00 a.m. to 6:30 p.m. Last Saturday of every month	10:00 a.m. to 11:30 a.m.
Town Office	464-3877 ext. 221
Monday – Friday 8:30 a.m. to 4:30 p.m.	464-4270 Fax
E-Mail: hillsboro@hillsboroughnh.net	Web Site: www.town.hillsborough.nh.us
Transfer Station	464-3877 ext. 254
Tuesday, Friday & Saturday 8:30 a.m. to 4:30 p.m.	
Thursday 12:00 p.m. to 8:00 p.m.	
Water and Sewer Commissioners	464-3877 ext. 229
Office Hours: Monday – Friday 8:30 a.m. to 3:00 p.m.	
Water meets the 2 nd Thursday of each month at 6:00 p.m.	
Sewer meets the 4 th Tuesday of each month at 6:00 p.m.	
Wastewater Treatment Plant	464-3877 ext. 255
Welfare Office	464-3877 ext. 226
Youth Services Office	464-3877 ext. 230
Zoning Board of Adjustment	464-3877 ext. 227

TOWN OFFICERS

Building Inspector/Code Enforcement/ Health Officer

Michael Borden

Deputy Health Officer

Jerimiah Oak

Cemetery Trustees

Norma Webster 2023
Wendy Brien -Baker 2024
Iris Campbell 2025

Police Chief

David Roarick - Retired
Christopher Parsons

Community Planning Director

Robyn L. Payson

Conservation Commission

Richard Head - Chairman 2023
Linda White 2023
Terry Yeaton 2023
John Segedy - Alternate 2023
Roger Shamel 2024
James McDonough 2025

Economic Development Commission

Laura Buono - Town Administrator
Robyn Payson - Community Planning Director
Riche' Colcombe - Citizen at Large - Chair 2023
Robert Nash - Chamber of Commerce Ex-Officio,
Vice Chair 2024
Peter Mellen - Water/Sewer Com. Ex-Officio
Jennifer Crawford - Hillsborough/Deering School
Sara Edie - Citizen at Large (Resigned) 2024
Samantha Ivanov - Citizen at Large 2025
Kim Opperman - Citizen at Large 2025
Meleny Nagy - Citizen at Large 2026

Emergency Management

Scott Murdough

Energy Commission

George Arvantaki 2023
John Daley 2024
Sue Durling 2023
Adam Charette 2024
Brett Cherrington 2024

Fire Chief

Kenneth R. Stafford, Jr.

Fire Warden

Kenneth R. Stafford, Jr.

Historic District Commission

Pat Bradley 2023
Jay Emmert 2024
Deanna Neal - Chair 2024
Melinda S. Gehris - Planning Board Rep.

Library Director

Samantha Gallo

Moderator

Eric Ivanov 2024

Planning Board

Nancy Egner 2023
Melinda Gehris 2023
Susanne White - Chair 2024
Ed Sauer 2024
Steve Livingston 2025
Adam Charette 2025
Kim Opperman (Alt.) 2025
James C. Bailey, III - Selectman Ex-Officio
Dana Clow Alternate

Selectman and Assessors

Iris Campbell 2023
James C. Bailey, III - Chair 2024
Meleny Nagy - Resigned 2025
Richard Pelletier 2023

Solid Waste Advisory Board

Audrey Bethel
Adam Vondette
Kim Drake - Windsor
Charlotte Hebert - Windsor
Philip Griffin - Deering
Luke Levesque - Facility Manager
Laura Buono -Town Administrator

Solid Waste Facility Manager

Luke Levesque

Parks Board

Sara Edie 2024
Laurie Jutzi 2025
Meg Curtis Sauer 2024
Kelly D'Errico 2023
Lawrence Abbott 2025
Cynthia Matthews- Resigned 2023

TOWN OFFICERS

Highway Foreman

Ernie Butler

Administrative/Land Use Secretary

Dianne Rutherford

Town Administrator

Laura Buono

Administrative/Building Secretary

Mary Whalen

Town Clerk/Tax Collector

Deborah J. McDonald 2023

Town Clerk/Tax Collector - Deputy

Denise DeForest

Treasurer

Robert R. Charron 2023

Treasurer - Deputy

Gail Crimmins 2023

Trustees of the Fuller Public Library

Norma Hubbard 2023
Philip Daley - Chairman 2024
Robert Woolner 2024
Melinda S. Gehris 2025
Helen Cole 2025
Riche' Colcombe Alternate
Brecca Fithen Alternate
Samantha Gallo Library Director

Supervisors of the Checklist

Jonathan M. Daley 2024
Sharon Wilkens 2026
Joyce Bosse, Chairman 2028

Trustees of Trust Funds

Lori Adams 2023
Riche' Colcombe 2024
Judy Ann Watkins 2025
Art Kaufman Alternate

Youth Services Director

Chelsea Mather

Water/Sewer Commissioners

Peter Mellen, Chairman 2023
Dana Clow 2023
David Lewis 2024
Christopher Sieg - Resigned 2025

Welfare

Jim Bingham

Zoning Board of Adjustment

Roger Racette - Chairman 2023
Meg Curtis Sauer 2023
Russell Galpin 2024
Keith T. Cobbett - Alternate 2024
John Segedy 2025
Lucy Pivonka 2025
Mark Bodanza - Alternate 2023

Town of Hillsborough



Boards & Departments

BOARD OF SELECTMEN'S REPORT

With the end of 2022, comes the end of Hillsborough's 250th Anniversary. We would like to give a special recognition to the 250th Committee for their hard work in offering free events every month of the year for all to enjoy. Many hours of their time went into these events, and they did a fantastic job! You can read their report and enjoy photos of the various events on the covers of this publication.

In May, we came together as a Town for the solemn purpose of saying goodbye to Officer Rory Bohanan who passed away while on duty as our School Resource Officer. Officer Bo, as he was affectionally called, was due to retire in June once the senior class, who were first graders when he took the post as SRO, graduated. Later in the year, Chief David Roarick retired and with his strong recommendation, we appointed Lt. Chris Parsons to fill the role of Police Chief.

In October, we welcomed Richard Pelletier to the Board to fill the open position on the Board due to the resignation of Selectwoman Nagy. His past municipal experience on the School Board has enabled him to jump in with both feet and become an instant constructive member.

On the business side of the Town, it was a year with many accomplishments. The Woods Woolen Mill site demolition was completed with grant funding through EPA as well as all contract coordination. The next step for that site is the reclamation of the area which has been effected by the demolition and removal of hazardous soils. Hillsborough received grant funds in the amount of \$258,285.00 for the restoration of riparian habitat, floodplain reconnection, and protection measures on the 2.6- acre mill site, following coordination on the engineering design with NHDES. We'd like to thank the representatives from DES, CNHRPC and EPA for assisting our Town Administrator and Planning Director with this ongoing project.

The Main Street Sidewalk Project is progressing as well. We're currently in the process of securing rights-of-ways for the work and we anticipate construction to begin this Fall unless we run into unexpected delays. This project has taken a very long time due to drainage issues that needed to be addressed, COVID limiting the number of staff at NHDOT which meant the approvals needed during various phases was delayed and of course, project cost adjustments. Trust us, we are just as anxious to see this project completed as all of you!

We continue to work on various projects as they come up and will be working with the Water & Sewer Commissioners on a joint infrastructure/road project plans for Whittemore Street this coming year.

In closing, we would like to thank the many volunteers who serve on our committees and give of their time to move Hillsborough forward. You are appreciated!

Respectfully submitted,
James Bailey III, Chairman
Iris R. Campbell, Selectwoman
Richard Pelletier, Selectman

REPORT OF THE TOWN ADMINISTRATOR



I know I probably say this every year but, the year flew by at an unbelievable speed. Celebrating Hillsborough's 250th Anniversary year with so many wonderful events were amazing, and brought the community together in many ways.

Working with the 250th Committee over the last two years on the monthly celebrations was a lot of fun and they are an incredibly talented group of individuals. Their creativity and energy to bring everything to life was amazing to witness and be a part of, and seeing residents and visitors enjoy the events was their pride. As you can see through the beautiful photos on the covers of this book, we were blessed to have Maryann Cheung bring her photographic talents to each event and share them with everyone. Check out the 250th Committee's write up in this report for a rundown of the events from 2022.

While we were celebrating throughout the year, we took a pause in May to celebrate the life of Officer Rory Bohanan who left us much too soon. He was an integral part of our community and beloved by just about everyone he crossed paths with.

After many years of unpaid property taxes, penalties and interest, the Town took ownership of the Associated Electric property. While we realize this property will be a project to clean up and get back on the tax rolls, there is currently money available for us to tap into with the assistance of EPA, NHDES, and Central NH Regional Planning Commission. These are the partners who assisted us with the Woods Woolen Mill site over this past year.

We are also currently involved with a court case with the owner of a property on School Street who, after ample notices, has not cleaned up their property which meets the definition of a junkyard, or secured their barn which is in a dilapidated state and deemed a hazard. With the close proximity of neighboring houses, there is a definite concern for safety. Unfortunately, when property owners don't comply with state laws, cases are escalated to the Court level taking up much staff time and taxpayer money through legal fees. We're hopeful we'll get this case resolved in the near future.

As was mentioned within the Board of Selectmen's Report, our sidewalk project is ongoing and we have our fingers crossed that nothing will postpone the construction phase that we're hoping will happen in the Fall.

Throughout the year, I work closely with department heads, elected officials, and volunteers in order to provide guidance and support as they navigate various scenarios, challenges, and successes. Hillsborough is fortunate to have so many dedicated individuals who collectively make sure we are the best we can be by bringing their diverse talents to the table. If you would like to find out what committees and/or boards have openings, please contact me at Laura@Hillsboroughnh.net.

Respectfully submitted,
Laura Buono
Town Administrator

ASSESSING REPORT

Valid sales of Real Estate property in Hillsborough continued to go up in 2022 as revealed in the annual Equalization Study done by the State of NH Dept. of Revenue. the level of assessment was determined to be at 79.9% of sales prices in 2021 with the 2022 Equalization Study pending at this time.

As an indication of the active real estate market conditions, in 2020, the Town of Hillsborough underwent a Statistical Update to bring all assessments in line with recommended State of NH Department of Revenue Administration (DRA) guidelines. The DRA examined the ratio between Hillsborough assessments and their corresponding sale prices for 2020 and determined the median ratio of comparison to be 98.5%. This revealed an 18% upwards shift in the market between 2020 and 2021.

Hillsborough property sales prices continued to climb in 2022. For this reason, we anticipate the ratio level of comparison to drop for 2022 as sales prices continue to exceed the Town's current assessments.

Residential building continued at a fair pace in 2022, increasing the Town's annual reported valuation for the annual MS-1 filing.

Total 2021 Town Valuation before Exemptions *as reported on Line 5 of annual MS-1 Report:*

\$605,401,180.

Total 2022 Town Valuation before Exemptions *as reported on Line 5 of annual MS-1 Report:*

\$602,409,549.

The change in 2022 Town Valuation was due to a decrease in utility valuation. Residential valuation increased with new construction and new subdivisions approved in 2021-2022.

Respectfully submitted,
David Marazoff, CNHA

INDEPENDENT AUDITOR'S REPORT

We have audited the accompanying financial statements of the governmental activities, each major fund, and the aggregate remaining fund information of the Town of Hillsborough, as of and for the year ended December 31, 2021, and the related notes to the financial statements, which collectively comprise the Town's basic financial statements as listed in the table of contents in the Audit Report.

Adverse Opinion on Governmental Activities

In our opinion, because of the effects of the matter discussed in the Basis for Adverse and Unmodified Opinions section of our report, the financial statements referred to above do not present fairly the financial position of the governmental activities of the Town of Hillsborough, as of December 31, 2021, or the changes in financial position thereof for the year then ended in accordance with accounting principles generally accepted in the United States of America.

Unmodified Opinion on Each Major Fund and Aggregate Remaining Fund Information

In our opinion, the financial statements referred to above present fairly, in all material respects, the respective financial position of each major fund and the aggregate remaining fund information of the Town of Hillsborough as of December 31, 2021, and the respective changes in financial position thereof and the budget to actual comparison for the major funds, for the year then ended in accordance with accounting principles generally accepted in the United States of America.

Basis for Adverse and Unmodified Opinions

We conducted our audit in accordance with auditing standards generally accepted in the United States of America. Our responsibilities under those standards are further described in the Auditor's Responsibilities for the Audit of the Financial Statements section of our report. We are required to be independent of the Town, and to meet other ethical responsibilities, in accordance with the relevant ethical requirements relating to our audit. We believe that the audit evidence we have obtained is sufficient and appropriate to provide a basis for our adverse and unmodified audit opinions.

Matters Giving Rise to Adverse Opinion on Governmental Activities

As discussed in Note I.B.3. to the financial statements, management has not recorded its capital assets in governmental activities and, accordingly, has not recorded depreciation expense on those assets. Accounting principles generally accepted in the United States of America require that those assets be capitalized and depreciated, which would increase the assets, net position, and expenses of the governmental activities. The amount by which this departure would affect the assets, net position, and expenses of the governmental activities has not been determined.

Also as discussed in Note I.B.3. to the financial statements, management has not determined its liability or annual cost for postemployment benefits other than pensions (OPEB) in governmental activities. Accounting principles generally accepted in the United States of America require that management recognize OPEB expense for the required contributions and a liability for unpaid required contributions, which would increase the liabilities, decrease net position, and increase expenses of the governmental activities. The amount by which this departure would affect the liabilities, net position, and expenses of the governmental activities is not reasonably determinable.

Responsibilities of Management for the Financial Statements

Management is responsible for the preparation and fair presentation of these financial statements in accordance with accounting principles generally accepted in the United States of America; this includes the

INDEPENDENT AUDITOR'S REPORT

design, implementation, and maintenance of internal control relevant to the preparation and fair presentation of financial statements that are free from material misstatement, whether due to fraud or error.

In preparing the financial statements, management is required to evaluate whether there are conditions or events, considered in the aggregate, that raise substantial doubt about the Town's ability to continue as a going concern for twelve months beyond the financial statement date, including any currently known information that may raise substantial doubt shortly thereafter.

Auditor's Responsibilities for the Audit of the Financial Statements

Our objectives are to obtain reasonable assurance about whether the financial statements as a whole are free from material misstatement, whether due to fraud or error, and to issue an auditor's report that includes our opinions. Reasonable assurance is a high level of assurance but is not absolute assurance and therefore is not a guarantee that an audit conducted in accordance with generally accepted auditing standards will always detect a material misstatement when it exists. The risk of not detecting a material misstatement resulting from fraud is higher than one resulting from error, as fraud may involve collusion, forgery, intentional omissions, misrepresentations, or the override of internal control. Misstatements are considered material if there is a substantial likelihood that, individually or in the aggregate, they would influence the judgment made by a reasonable user based on the financial statements.

In performing an audit in accordance with generally accepted auditing standards, we:

- ◆ Exercise professional judgment and maintain professional skepticism throughout the audit.
- ◆ Identify and assess the risks of material misstatement of the financial statements, whether due to fraud or error, and design and perform audit procedures responsive to those risks. Such procedures include examining, on a test basis, evidence regarding the amounts and disclosures in the financial statements.
- ◆ Obtain an understanding of internal control relevant to the audit in order to design audit procedures that are appropriate in the circumstances, but not for the purpose of expressing an opinion on the effectiveness of the Town's internal control. Accordingly, no such opinion is expressed.
- ◆ Evaluate the appropriateness of accounting policies used and the reasonableness of significant accounting estimates made by management, as well as evaluate the overall presentation of the financial statements.
- ◆ Conclude whether, in our judgment, there are conditions or events, considered in the aggregate, that raise substantial doubt about the Town's ability to continue as a going concern for a reasonable period of time.

We are required to communicate with governance regarding, among other matters, the planned scope and timing of the audit, any significant audit findings, and certain internal control related matters that we identified during the audit.

Required Supplementary Information

Accounting principles generally accepted in the United States of America require that the pension information on pages 35 - 37 be presented to supplement the basic financial statements. Such information, although not a part of the basic financial statements, is required by the Governmental Accounting Standards Board, who considers it to be an essential part of financial reporting. We have applied certain limited procedures to the required supplementary information in accordance with auditing standards generally accepted in the United States of America, which consisted of inquiries of management about the methods of preparing the information and comparing the information for consistency with management's responses to our inquiries, the basic financial statements, and other knowledge we obtained during our audit of the basic financial statements. We do not express an opinion or provide any assurance on the information because the limited procedures do not provide us with sufficient evidence to express an opinion or provide any assurance.

INDEPENDENT AUDITOR'S REPORT

The Town of Hillsborough has not presented a management's discussion and analysis. Accounting principle generally accepted in the United States of America have determined that the management's discussion and analysis is necessary to supplement, but is not required to be part of, the basic financial statements.

Supplementary Information

Our audit was conducted for the purpose of forming opinions on the financial statements that collectively comprise the Town of Hillsborough's basic financial statements. The combining nonmajor and individual general fund schedules are presented for purposes of additional analysis and are not a required part of the basic financial statements. They are the responsibility of management and were derived from and relate directly to the underlying accounting and other records used to prepare the basic financial statements. Such information has been subjected to the auditing procedures applied in the audit of the basic financial statements and certain additional procedures, including comparing and reconciling such information directly to the underlying accounting and other records used to prepare the basic financial statements or to the basic financial statements themselves, and other additional procedures in accordance with auditing standards generally accepted in the United States of America. In our opinion, the combining nonmajor and individual general fund schedules are fairly stated in all material respects in relation to the basic financial statements as a whole.

Roberts & Heene, PLLC

Concord, New Hampshire
November 18, 2022



BUILDING INSPECTOR/CODE ENFORCEMENT REPORT

As I look back on 2022, I find that construction has remained at a continued steady pace with permit totals on par with our totals from last year. Despite the cost of construction still being higher, lumber prices have leveled off. The problem is finding contractors to do the work. Most quality contractors are booked out for 1 year or more for large projects. The supply chain of everything else is still at a crawl with windows and doors being 6 to 9 months out, once ordered. Electrical devices and fixtures can be very difficult to get with electric service equipment being the hardest items to get your hands on. In most cases that's where the project often begins.

The bulk of all permitting is still in residential construction. New home construction has continued to be on par with last year with 17 new homes permitted in 2022. There has been a record number of solar permits this year with 23 Solar arrays, both roof mounted and ground mounted construction. The incentives are still strong for solar and with the rising cost of home heating fuel and electricity, people are looking at alternative sources. Many folks after installing solar are adding high efficiency hot water heaters and electric mini-split, heat and air conditioning combination units that run off the energy the solar creates. More and more people are purchasing EV's, (electric vehicles) which can be charged by the solar energy they produce. New deck construction has been high on the list of permitting as people like to enjoy their own backyards as an alternative to going out.

I wouldn't claim to be able to predict the future but there are many projects in the works for 2023. We have a large workforce housing project before the Planning Board along with a few subdivisions in various stages of development. There are quite a few house lots currently available around town. According to a recent survey of residential housing needs the State of NH is 20,000 units short of the needed housing stock.

As of January 1, 2023, the State of NH has officially adopted the 2018 Building codes along with the 2020 Electric code. There are some changes in the way we must build, but most of them embrace new technology, allowing us to live more energy efficient lives and be less reliant on fossil fuels. Our homes will be much more energy efficient, which should offset the cost of higher construction and over the long run save us all some money. Thank you for your continued support and willingness to do things safely. Here is an overview of the permits that have been issued in 2022 and I'm hopeful that 2023 will be a good year.

Respectfully submitted,
Michael Borden
Building Inspector/Code Enforcement

Permits issued in 2022 are as follows:

Additions-9, Commercial Buildings-1, Decks-13, Demolition-3, Electrical-82, Foundations-4, Gas-91, Generators-7, Garage/Barn/Shed/Carports-13, Mechanical-17, New Homes-17, Plumbing- 19, Permit Renewels-4, Renovations-17, RV's-4, Septic-33, Signs-9, Solar-23,



CAPITAL AREA MUTUAL AID FIRE COMPACT

The 2022 annual report is prepared for the Board of Directors of the Capital Area Mutual Aid Fire Compact as a summary of general activities and events occurring through December 31, 2022. It is also provided to the Town offices of the Compact's member communities for information and distribution as desired.

The Compact now serves 24 communities in 4 counties. The Compact's operational area is 877 square miles with a resident population of 147,782. The Equalized Property Valuation in the area we protect is over 21.7 billion dollars. We also provide and receive mutual aid responses with communities beyond our member area.

The Compact provides 24/7 emergency dispatch service to member communities. This service is contracted with the City of Concord Fire Department's Communications Center under the direction of dispatch supervisor Captain Elisa Folsom. During 2022 Captain Folsom was promoted to Deputy Chief. The Dispatch supervisor position remains unfilled at the end of 2022. Congratulations to Deputy Chief Folsom!

At the end of 2021 our second attempt at replacing our Computer Aided Dispatch software (CAD) stalled when the vendor announced that they were unable to deliver us a working CAD and that they were suspending any further development of their product. We began 2022 with another search for a CAD vendor that can meet our needs. After reviewing proposals from several vendors, we selected Tyler Technologies. At the June 18, 2022 Compact meeting the board voted to contract with Tyler Technologies and to expend up to \$160,797.00 from the General fund to pay the initial costs associated with the CAD purchase. We have been working with the vendor since that vote and anticipate having the new CAD in service during the fall of 2023. During 2022 we received \$72,085.69 in settlement fees from the two CAD companies who failed to deliver a working CAD software program to us.

The 2022 Compact operating budget was \$ 1,373,643. Funding for all Compact operations is provided by the member communities. We continue to apply for State and Federal Grant Funds when possible.

During 2018 we received a Homeland Security Grant in the amount of \$387,415.00 to replace the existing dispatch console equipment. Work on that extended into the final weeks of 2021, due to delays caused by the pandemic. This grant funded project is now complete and we received final reimbursement from the State during 2022.

The Compact and Hazmat Team have received over 3.65 million dollars in grant funding since 1999. These funds have been used for communications improvements, training and equipment. The direct benefit that your community has realized from these grants is made possible by your participation in the regional service that we provide.

During 2021 efforts were made to secure funding for a Class B foam response unit and a supply of Class B foam for all Compact fire agencies. This would improve our ability to respond to flammable liquid fires. It would replace the legacy Class B foam that many agencies had. That foam has been determined to be an environmental and health hazard. The Compact applied for Directed Funding from the Federal Government through Senator Shaheen's office. We were not successful in acquiring those funds. A grant application was made to the 2022 Homeland SHSP program. We were prospectively awarded \$162,398.00 for this project during June of 2022. We just received the final approval process from the State so we can begin the process to expend these funds.



CAPITAL AREA MUTUAL AID FIRE COMPACT

As Chief Coordinator, I responded to 642 incidents, a 5% increase over 2021. In addition to responding to provide command post assistance at those mutual aid incidents, I also aid all departments with response planning, updating addressing information, and I represent the Compact with several organizations related to public safety.

Compact officers serving during 2022 were:

President, Chief Jim Morse, Henniker

Vice President, Deputy Chief Ed Raymond, Warner

Secretary, Deputy Chief Guy Newbery, Canterbury

Treasurer Chief Jeff Yale, Hopkinton

The Training Committee was reconstituted in 2022 after several years on hold due to the pandemic. The committee has many new members and has added an EMS subcommittee. They presented one quarterly training Compact wide and have been working to find a solution to the lack of Firefighter 1 training courses available to our communities.

The Central New Hampshire Hazmat Team represents 59 Capital Area and Lakes Region communities and is ready to assist or respond to hazardous materials incidents in our combined areas. The Team responded to 11 hazmat incidents during 2022.

Please visit the Compact website at <https://www.capareafire.org/> for incident photos, news, scheduled events, training info, SOGs and department profiles.

All departments are encouraged to send representation to all Compact meetings. Your input is needed. The Compact was created for the mutual benefit of member communities and active participation is a necessity to ensure the needs of all are being met.

A detailed activity report by town/agency is attached. I invite anyone with questions or comments to contact me. I thank all departments for their cooperation. Please contact any Compact officer or the Chief Coordinator if we may be of assistance.

Respectfully submitted,
Keith Gilbert, Chief Coordinator
CAPITAL AREA FIRE COMPACT



CENTRAL NEW HAMPSHIRE REGIONAL PLANNING

***28 Commercial Street, Suite 3, Concord, NH 03301
(603)226-6020 www.cnhrpc.org***

Established in accordance with state law, the Central New Hampshire Regional Planning Commission (CNHRPC) is a voluntary association of 20 communities in Merrimack and Hillsborough Counties. In 2022, Susanne White (CNHRPC Executive Committee), Gary Sparks and Nancy Egner were the Town's representatives to the Commission.

CNHRPC's mission is to comply with State statute (RSA 36:47) by preparing and adopting regional land use and transportation plans and a regional housing needs assessment. CNHRPC evaluates developments of regional impact (RSA 36:54-58) and provides data, information, training, and high-quality, cost-effective services to our member communities. CNHRPC also provides technical assistance services, including zoning ordinance development, grant writing assistance, circuit rider assistance, plan review services, local master plan development, capital improvements program development and guidance, hazard mitigation planning guidance, and Planning Board process training. CNHRPC advocates for member communities and assists and encourages them in both municipal and regional endeavors.

In 2022, CNHRPC undertook the following activities in Hillsborough and throughout the Central NH Region:

- Provided technical assistance to the Planning Board and town staff as requested, including assistance related to the development of a potential Gateway zoning district.
- Continued the development of the Regional Housing Needs Assessment in coordination with the NH Office of Planning and Development and the other eight NH regional planning commissions.
- Assisted in the development of Hazard Mitigation Plans in five communities and provided continued hazard mitigation plan implementation assistance in communities throughout the region. The Hillsborough 2022 Hazard Mitigation Plan Update process was completed in April.
- Coordinated the activities of the CNHRPC Transportation Advisory Committee (TAC). In 2022, CNHRPC held five TAC meetings. The CNHRPC TAC solicited projects for the NHDOT 2025-2034 Ten Year Plan, and received and ranked project submittals for possible inclusion in the Ten Year Plan.
- Participated in a range of regional and statewide bicycle and pedestrian planning activities related to trails, sidewalks, bike lanes and bike shoulders, roadway surfacing, and safety. Assistance to local trail organizations and trail committees is a key component to this work.
- Provided coordination assistance to the CommuteSmart NH program that works to support transportation demand management services and rideshare coordination across the state utilizing Agile Mile transportation demand management (TDM) software.
- Conducted over 240 state and local traffic counts throughout the region. In Hillsborough, staff completed ten counts in 2022.
- Continued to work with communities on Natural Resource Inventory (NRI) development. Tasks include the identification and mapping of natural resources and the development of methods to overlay and quantify the relative value of natural resources in the community. Interactive online StoryMaps were developed to communicate results.



HILLSBOROUGH CONSERVATION COMMISSION

The year began with the Commission evaluating the need for a Wetlands Ordinance for the town. We engaged the services of Rick Van de Pol, Ecosystem Management Consultants, to assess the size, location, functions and values of wetlands within Hillsborough. The Conservation Commission will use this data to assist it in responding to development proposals and to evaluate what benefits and burdens a wetlands ordinance could have on the Town and property owners. The assessment will consider such topics as water quality and drinking water protection, flood protection, wetlands setbacks, and aquifer and wildlife protection. Mr. Van de Pol made an initial presentation to the Commission and a framework and timeline for the assessment and the reporting of results was established. Work on this project is on-going.

We sponsored a free Land Conservation Seminar in June that was held at Fox Forest. Paul Doscher, a Conservation Advisor with 27 years of experience in the field, lead the presentation. He discussed the reasons for conserving land, various conservation options, explained what a conservation easement can do and outlined the process by which an easement is created. A question and answer period followed the presentation.

Work continued on the establishment of the Confluence Trail on conservation land located adjacent to and behind Shaw's. The location of the trail was further defined through the use of GPS mapping. The need for wetlands crossings and the necessary permit applications are still being evaluated. Some apple trees on the property were pruned to help provide food for wildlife, a bench was installed near the riverbank and a Wood Duck nesting box donated by a Commission member will be located on the property. Once the trail is established, the Commission will add information stations to highlight unique ecological and geographical features.

We provided environmental feedback on several projects that came before the Planning and Select Boards. These included a subdivision/lot line adjustment application on Farley Rd, the Bennett Subdivision, the Life Forest lot line adjustment, the 84 unit residential project for Avanru Development Group on W Main St., a site plan review for a Henniker St. project and a request for comment on the subdivision application for the Myrtle St Ext. and Dascomb Rd. housing project.

The annual monitoring of conservation easements was conducted on all properties with easements held by the Commission. No violations of easement conditions were noted.

We were very happy to welcome James McDonough back onto the Commission after having stepped away for a few years. New members are always welcome and we invite you to attend our meetings, held every second and fourth Tuesday of the month, at 7 PM. Meeting locations are posted with our agenda on our website at <https://www.town.hillsborough.nh.us/conservation-commission>.

Respectfully submitted,
Richard Head - Chairman
Linda White
Terry Yeaton
Roger Shamel
James McDonough
John Segedy - Alternate & Secretary

EMERGENCY MANAGEMENT REPORT

Another year has passed, and it was a quiet year for emergency management. Weather has caused some issues, however damage to infrastructure was limited. As the director I am still working diligently to keep the department moving forward so we are ready to face any challenges we could face.

We have not had any drills to report, however along with that Hillsboro-Deering School district we have regular meetings to discuss our schools safety. The Emergency Management committee at the district office has worked with Emergency Management, Fire, as well as Hillsboro Police to strengthen their plan for the safety of our children.

The department would like to thank all other town departments for their continued support and as always look forward to working side by side to keep our citizens safe.

I personally would like to thank the town for the opportunity to serve as your Emergency Management Director.

You can follow our Facebook page under Hillsboro Emergency Management where you will find helpful information, weather updates, school closings, etc. If you have any questions or concerns with regards to Emergency preparedness, please visit the Emergency Management link on the towns web site or call {603} 464-3477.

Respectfully submitted,
Scott Murdough- Deputy Fire Chief/Emergency Management Director



FIRE DEPARTMENT EMERGENCY MEDICAL SERVICES

The Hillsboro Fire Department and Emergency Medical Services was very busy during 2022. The department responded to 1135 calls for service and 94 Life Safety inspections with a large increase in calls for service.

EMS ambulance coverage continues to be very busy and has continued to be a strange year for the EMS world and we here at the department have had our share of abnormal. As we get more information about the pandemic we have adapted well and we continue to keep cleanliness and safety in mind. The increase in calls for service continues to go up and so far, we are doing well. In the future we will need more staff, however they are hard to find. We continue to look for qualified staff on a daily basis.

The fire department has and will continue to provide the best protection of life and property possible. Training continues for the fire department on a monthly basis. New equipment has been purchased that will need even more training. The fire department also struggles with staffing as the days of having many applications are gone and the struggle to find qualified fire fighters is real. The commitment to become a fire fighter and training is overwhelming to a new generation of young men and women. Calls for service are also up and many do not have the time to spend. We have a great staff and are doing our best to move forward.

On behalf of the Chief Officers, Company Officers, and members we would like to say it is an honor and privilege to serve the citizens of the town. Also, I would like to thank all the other town departments as well as taxpayers for their continued support. We all look forward to serving you in the coming year.

Respectfully submitted,
Kenny Stafford, Jr.
Fire Chief
Hillsboro Fire Department-Emergency Medical Services

FOREST FIRE WARDEN AND STATE FOREST RANGER REPORT

This year was another year where we observed wet weather in early spring followed by rapid drying and drought conditions which extended through the summer for much of the state. Drying conditions in early May led to large fire growth on numerous fires which required multiple days to extinguish and firefighter response from local, state, and federal agencies. Wildfire activity continued through the summer months where dry conditions led to more multi-day fires. Fires burned deep into the ground, requiring firefighters to establish water supplies and to spend days digging out all the hot spots.

This fall we had multiple fires started by the careless disposal of woodstove ashes. Before dumping your woodstove ashes, you should place them in a covered metal container until they are out cold. Many homes in New Hampshire are located in the wildland urban interface, which is the area where homes and flammable wildland fuels intermix. Every year New Hampshire sees fires which threaten or destroy structures, a constant reminder that wildfires burn more than just trees. Homeowners should take measures to prevent a wildfire from spreading to their home. Precautions include keeping your roof and gutters clear of leaves and pine needles and maintaining adequate green space around your home free of flammable materials. Additional information and homeowner recommendations are available at www.firewise.org. Please help Smokey Bear, your local fire department, and the state's Forest Rangers by being fire wise and fire safe!

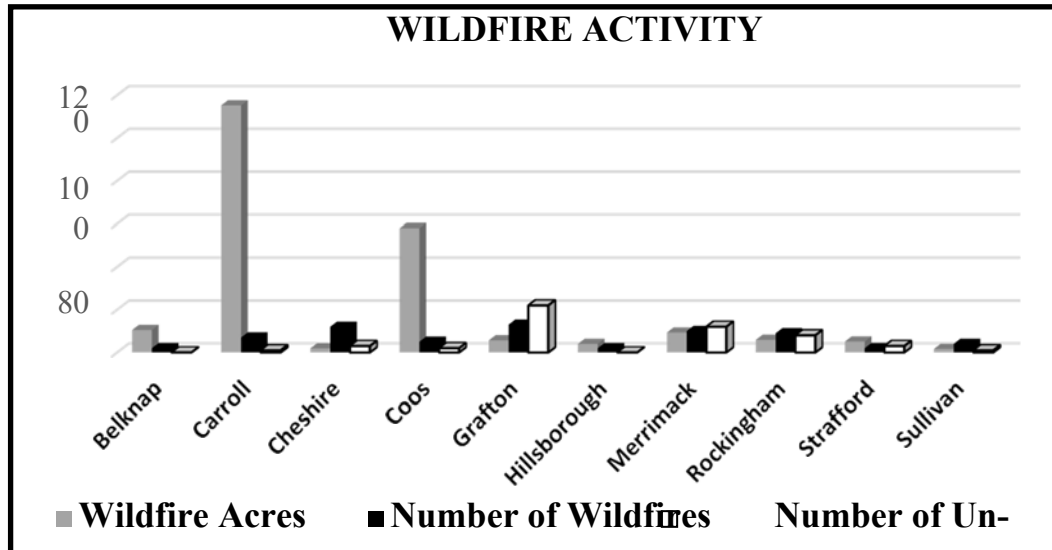
The long-lasting drought effects in Rockingham County are showing some minor signs of improvement but a good portion of Rockingham County remains in moderate drought and much of the state is still in the abnormally dry category. While the drought conditions have improved, we expect some areas of the state may still be experiencing abnormally dry or drought conditions this spring. For this reason, we ask everyone to remember Smokey's message about personal responsibility and follow his ABC's: Always **Be Careful** with fire. If you start a fire, put it out when you are done. **"Remember, Only You Can Prevent Wildfires!"**

As we prepare for the 2023 fire season, please remember to contact your local Forest Fire Warden or Fire Department to determine if a fire permit is required before doing ANY outside burning. Under State law (RSA 227-L:17) a fire permit is required for all outside burning unless the ground is completely covered with snow. Fire permits are also available online in most towns and may be obtained by visiting www.NHfirepermit.com. The burning of household waste is prohibited by the Air Resources Division of the Department of Environmental Services. You are encouraged to contact the local fire department for more information. Safe open burning requires your diligence and responsibility. Thank you for helping us to protect New Hampshire's forest resources. For more information, please contact the Division of Forests & Lands at (603) 271-2214, or online at www.nh.gov/nhdf/. For up-to-date information, follow us on Twitter and Instagram: **@NHForestRangers**

FOREST FIRE WARDEN AND STATE FOREST RANGER REPORT

2022 WILDLAND FIRE STATISTICS

(All fires reported as of December 1, 2022)



Year	Number of Wildfires	Wildfire Acres Burned	Number of Unpermitted Fires*
2022	66	217	52
2021	66	86	96
2020	113	89	165
2019	15	23.5	92
2018	53	46	91

CAUSES OF FIRES REPORTED											
Railroad operations & maintenance	Firearm & explosives use	Undetermined	Recreation & ceremony	Debris & open burning	Natural	Other causes	Power generation, transmission, distribution	Smoking	Arson	Misuse of fire by a minor	Equipment & vehicle use
1	3	21	4	60	7	5	7	1	2	1	3

FULLER PUBLIC LIBRARY REPORT

The Library was busy in 2022. We hosted over 400 programs, welcomed 235 new patrons, 5,826 more library materials were checked out by patrons than in 2021, and we saw an increase in usage of ebooks and audiobooks, up 45% since 2018.

Some of the programs we offered in 2022: Preschool Storytime, Knitting Purls, Scrabble & Cribbage, Flex & Stretch exercise program, How To's Days, Trivia, Tea & Conversation, Mini Golf, What's Cooking for Teens, Book Groups, Bee Workshop, Decoding Cats, NH Bobcats, Backyard Bird Watching, and the Silver Tea.

We partnered with the 250th Committee to offer: Hillsborough's Four Villages Talks (3), a Lantern Making workshop, Memorial Day remembrances, and Seed Starting.

We offered Storytime during the summer to Stonebridge Montessori School and during the school year to Hillsborough Child Development Center. Craft kits were also available on the porch each week all year for families to pick up, over 330 kits!

Library patrons can use these free or discounted passes: Museum of Fine Arts, McAuliffe Shepard Discovery Center, NH Telephone Museum, and Cheshire Children's Museum in Keene.

Other services we offer: coping, faxing, WiFi printing, scanning, and computer use. Our computers were used 585 times throughout the year.

If you don't have a Library card or have never been in the Library, stop in to see us. Tours of the building are given on Saturdays from 9am-12pm.

THANK YOU: There are so many people to thank, you have helped us in some way and we are very appreciative! Tammy McClure, Betsy Buck, Jon Daley, Michelle Fisher, Kathy Luger, the Luciano Family, Keith Wing, Matt Gallo, Larry Schwartz, Kay and Steve Bennett, Hightide Take Out, Phil Daley, Jeanne LaPointe, Janet Byro, the Messenger, Nancy Shee with the Concord Monitor, the Hoegen family, Joseph Solomon and Rhoda Ross Fund, Harmony Lodge of Hillsborough, and the MANY donations of books for our Annual Book Sale and items for our Annual Raffle. I apologize if I have forgotten anyone. Special thanks to our patrons for their support, special treats, and for making us smile, to the Fuller Library staff for always going above and beyond every day, and to the Board of Trustees for their support.

BOARD OF TRUSTEES: Phil Daley, Chairperson; Robert Woolner, Secretary; Norma Hubbard, Treasurer; Melinda Gehris; Helen Cole; and alternate Riché Colcombe.

2021 STATS:

Titles in the collection: 31,531

Titles added: 891

Titles deleted: 1,708

Number of registered patrons: 2,833; NEW in 2022: 235

Number of items borrowed: 21,106

Number of items borrowed from other libraries: 1,291

Number of items loaned to other libraries: 747

Total ebooks downloaded: 1,998

Total audiobooks downloaded: 4,562

Total emagazines: 160

Internet usage: 585

Respectfully submitted,
Samantha Gallo, Director

HILLSBOROUGH CELEBRATES ITS 250TH BIRTHDAY

In 2022 Hillsborough set out on a journey to celebrate its 250th birthday. A committee of 12 people from all sections of the community came together and created a yearlong dedication to our home. This group took on the amazing honor of creating events that highlighted the rich history and community that we all live in.

The events began in January with a Bonfire and Winter Carnival. Rosy cheeks, cold noses, and smiles graced many faces. February brought a roaring 20's dance that took place at the Armory in Hillsborough where many dancers waltzed before us. In March, the Scotch Irish heritage was highlighted by honoring the bridges they built, the meals they shared such as a corned beef and cabbage dinner, and the music they loved. April brought spring, Easter and a lesson in our long history with farming and honoring the land. May reminded us the cost of our freedom with a dedication to the men and women from Hillsborough who gave their lives serving our country. In June, a party at Pierce Lake showed just how fun Hillsborough can be with a BBQ, music, and water show. July of course was Summerfest and a parade that rivaled some of the black and white photos adorning our walls. August we stepped back in time to take a short visit to our past with History Alive. September the schools opened their doors and let us remember the halls many of us used to walk (and some of us ran) through. In October, we danced in a barn and strolled the spooky path of the historic center. November marked the month of our birth, the reading of our charter, and a birthday party for the town and Franklin Pierce. December saw two events with Hillsborough for the Holidays, crafters, food, a festival of trees, Santa and Mrs., Claus, the Grinch, a spectacular tree lightening, trains and caroling. Hogmanay wrapped up our year with tea, scones, Scotch eggs, and cookies, followed by a torch lit parade, small bonfires and a New Year's Eve fireworks display. What a way to close out the year!

Throughout this year the town was able to remember its roots and look toward its future. Reinvigorating the love of community through mostly free events. Reminding us all we are stronger when we work together. There were so many groups, individuals and businesses that helped create each and every event; too many to list out. However, we would like to say THANK YOU to each and every one of you who made it all possible. This one year has begun to reawaken the town we love and we look forward to seeing where we are going!

Respectfully submitted by the 250th Committee:

Tammy McClure
Samantha Gallo
Ken Matthews
Laurie Jutzi
Amy Cote
Amy Crotto
Chloe Kodzra
Riche' Colcombe
Laura Buono
Christina Chadwick
Traci Blain
Jessica Granger.

GRAPEVINE FAMILY RESOURCE CENTER



The Grapevine's Mission is to promote family and community health and well-being through education, support and the sharing of resources. The Grapevine has served our community for over 25 years and remains committed to seeking new program and resource opportunities, responding to the ongoing needs of the community and keeping its doors and programs open to all, regardless of financial need.

From July 1, 2021 to June 30, 2022, The Grapevine served over **1,300** children, youth and adults at the center and in the community including **190*** residents of Hillsborough.

In direct service to the people of Hillsborough:

Basic needs - This past year we provided emergency basic needs assistance to 13 Hillsborough families totaling \$1,330.04 in funding, which consisted of grocery and gas purchases as well as emergency bill payments. We are also acting as the primary source of emergency heating wood for Hillsborough families as the Hillsborough wood bank is in a period of transition.

Kinship Supports for Relative Caregivers –This past year we have supported three Hillsborough kinship families (grandparents caring for their grandchildren) with home visits and check ins and distributed \$1,150 in funds for grocery, gas, clothing and emergency bill payments.

Parent and Family Supports –This past year we served 16 Hillsborough families (a total of 22 adults and 28 children) with intensive Home Visiting and Case Management Support. We also continue to offer twice weekly Hillsborough based Parent Child Playgroups outdoors at Grimes Field and indoors in partnership with Valley Bible Church. These are popular, well attended programs in the community.

Economic Self Sufficiency - For the past four years, we have connected our volunteer Larry Schwartz with the Fuller Public Library to offer a free tax preparation program for Hillsborough and area residents throughout tax season. We served 35 low to moderate income Hillsborough residents through this program in 2022, helping many claim the Earned Income Tax Credit. Larry also offers free budgeting and financial planning assistance.

Community Connection - The Grapevine convenes the Hillsborough resource meetings with a number of Hillsborough and area service organizations including the Hillsborough-Deering school district, Hillsborough Family Health Center, mental health agencies such as Riverbend, Catholic Charities, Hillsborough Adult Ed, Faith based organizations and Head Start. The goal of these meetings is to collaborate, share information and improve and better align our efforts to serve the people of Hillsborough and surrounding communities.

We are grateful to the Town of Hillsborough for the funding support provided to The Grapevine. Our full Grapevine 2022 Annual Report can be found online at grapevinenh.org

**Please note FY 2021-22 statistics collection was impacted continuing COVID 19 related changes and is likely an underrepresentation of actual numbers served.*

WELFARE DEPARTMENT

The office of General Assistance is required to meet the Town of Hillsborough’s responsibility as outlined in RSA 165, which states “Whenever a person in any town is poor and unable to support himself, he shall be relieved and maintained by the overseer of public welfare of such town.” RSA165:1-I. This office makes every effort to meet the responsibilities and obligations cited in the law to help the needy and as always, with respectful eye to the taxpayers of Hillsborough.

2022 was a year of further reassessment in the administration of general assistance for the community. Greater attention was given to utilizing additional sources of financial support from State and Federal agencies to assist applicants in need as well as induce family members of applicants to play a larger role in our efforts to achieve financial self-sufficiency for these applicants and their dependents.

We want to extend our appreciation to The Ladies Aid Society of Hillsborough Lower Village for their generous contribution of \$150 of gasoline gift cards to the Welfare Office. These gas gift cards are very helpful to struggling families to make critical doctor appointments, job interviews and even driving to the food market.

The impact of COVID-19 pandemic, which caused members of our community to continue to struggle with unemployment or underemployment, facing eviction, or unable to pay for medications and other essentials, receded significantly and federal pandemic emergency funds were made available to effectively relieve people anxiously waiting for help. These relief programs played a key role in enabling this office to address the financial needs of our applicants without the extensive use of town funds.

Casework assistance continued for our community members who needed help to avoid facing some of the above situations, assisting them with job or housing searches, budgeting and money management, providing documentation to the State of NH for further help, or find opportunities to further their job skills.

The lack of affordable housing continues to be a critical need in our community. The shortage of available rental units in Hillsborough has caused several Hillsborough renters to move elsewhere to seek housing. And rent increases are putting available units beyond the reach of those on lower/fixed incomes without some governmental assistance. Affordable housing has become a major issue statewide.

Respectfully submitted,
 Jim Bingham
 Welfare Administrator
 Welfare@hillsboroughnh.net
 603-464-7974

2022 Assistance Breakdown						
Medical	Housing/ Shelter	Food/ Hygiene	Electric	Heat	Cremation Burial	Misc .
\$75.77	\$28,172	\$899	\$7,523	\$6,113	\$3,300	\$757

Welfare Budget History							
2015		2016		2017		2018	
Budget	Actual	Budget	Actual	Budget	Actual	Budget	Actual
\$168,634	\$138,475	\$174,256	\$145,464	\$176,464	\$166,692	\$171,635	\$156,490
2019		2020		2021		2022	
Budget	Actual	Budget	Actual	Budget	Actual	Budget	Actual
\$168,892	\$152,726	\$160,602	\$166,741	\$179,491	\$135,144	\$118,372	\$76,115

HIGHWAY DEPARTMENT REPORT

Hello Citizens!

Well, spring is almost here so it's time to look back at the year that was 2022. 2022 was a changing time for the highway department and as your Road Agent, I'm learning the in's and out's of this position and is going well.

The highway department did a lot of paving this year. Some of the roads that were shimmed and overlaid hadn't been touched for 30 to 40 years mainly because of low traffic volume and no heavy construction loads going over them. Jones Road got its finish layer of pavement in 2022, it rides good!

We excavated about 4,000 yards of gravel along with crushing another 5,000 yards. A new gravel parking lot was added to Kemp Park on Water Street for additional event parking.

The highway department is also working with new technology for lining drainage pipes under town roads. Many of you saw the work being done on Depot Street. This process, where feasible, prevents excavating and replacing hundreds of feet of culvert pipe, again, only where feasible. More information will come further down the road.

Lastly, the town crew lost two long time employees in the last year. Bill Dumais retired after 24 years with the department. Good luck Bill! Remember to "pick up the brass". Miles Carter after 34 years with the town, with 30 of those years as Assistant Foreman. The skill sets of these two men will be missed. Again, good luck guy's!

That's about it for now, if you have any questions or comments please call the garage at 464-7986.

Respectfully submitted,
Ernie Butler
Road Agent

HISTORIC DISTRICT COMMISSION REPORT

The Commission currently includes Deanna Neal, Chair; Pat Bradley, Vice-Chair; Jay Emmert, longest-serving member; and Melinda Gehris, Planning Board representative. Laura Buono is the Ex-Officio member on behalf of the Board of Selectmen. The Commission meets at 6:00 pm on the first Thursday of the month in the Clubhouse when the weather allows. For the winter months, we meet in Town Hall. All are welcome to attend.

A few homes in the District were sold this year. The new residents have been attending our meetings and have become involved in District activities.

In the past year, we have focused on drafting updated regulations. After several meetings seeking public input on potential regulations, we have been working on drafting regulations and related guidelines for exterior changes to homes and property in the District. We hope to complete the drafting this year so the new regulations can be presented to the Planning Board and eventually to the voters with the intent of incorporating them into the Historic District Ordinance.

The Commission reviewed applications from residents this year, including for renovation of a portion of the Jutzi home.

The Center was the site of several events and activities, including an Artisan Show, History Alive, Haunted Hillsborough, and a surprise birthday bash. Thank you to the amazing volunteers who gave their time to make these events possible.

Respectfully submitted,
Melinda Gehris
Hillsborough Historic District Commission

PARK'S BOARD (INC. KEMP PARK)

The Board of Selectmen brought back the Parks Board this summer and with that, the volunteers were merged with the Kemp Park volunteers to form one unit with the common goal to assist with the town-owned parks.

The Committee spent some time to get acquainted with the challenges the parks department faces since they are basically a seasonal department with one year-round employee who works in the parks department April – October and the highway department for the remaining months. Three part-time seasonal employees are hired from April – October to help maintain the fields, parks, old town center, and the beach during that time.

The first project the Parks Board took on was beautification of the Sawyer Bridge. Once everything was in place, we realized that in order to make an impact on that area, we'll need to go bigger in 2023. Although we received compliments on the plantings and baskets, we felt we will probably want to add more moving forward in order to give it the “wow” factor.

The gazebo which was donated by the Masons took longer than expected to be put in. While the placement was being discussed since we were trying to avoid placing it in the wetland setback, we found that the entire lot was within the setback. Because of that, we had to go through the shoreland protection permit process which required an engineer and need to encompass the past work that was done when the garage was built. Let's just say it wasn't a quick or painless process but, its completed and we were able to get it in.

Work was also done on the Hanson Cottage in Kemp Park. The Cottage was sided and given a facelift (secured windows and doors) and looks beautiful. Unfortunately, we had some vandalism in the park when someone decided they would start a small fire along the side of the garage building. Luckily very little damage was sustained, and the guilty parties were caught.

Due to some scheduling conflicts, the Parks Board won't be meeting again until the end of March/beginning of April, but we do have openings on the Board if anyone is interested in volunteering. Please contact the Town Administrator by emailing Laura@Hillsboroughnh.net and letting her know your interest.

We look forward to a new year and bringing more beauty to our wonderful community!

Respectfully submitted,
Laurie Jutzi
Sara Edie
Laurie Jutzi
Lawrence Abbott
Meg Curtis Sauer
Kelly D'Errico

ENERGY COMMITTEE

It is with great pleasure that we present to you the annual report of the Hillsborough Energy Commission. This past year has been a productive and exciting one, as we have made significant progress in our efforts to promote energy efficiency and sustainability in our community.

While 2022 was a tough year for the cost and consumption of energy, we have been diligent in reducing the town's energy costs and carbon footprint as the situation allows. One of our major accomplishments this year was converting the street lights to LED. These new fixtures provide safer lighting by concentrating more light on to the road and sidewalks, and decreased glare for drivers and residents. Most notably this project will save the town over \$40,000 per year in street lighting costs while also eliminating over 50,000 pounds of carbon dioxide emissions annually through reduced energy consumption. We look forward to our continued work seeking investments and opportunities that will reduce the town's energy consumption and costs.

The Hillsborough Energy Commission also conducted a comprehensive weatherization energy audit with Shakes to Shingles from Bow to assess the energy efficiency of our town buildings. We are using the EPA's Energy Star Portfolio Manager to track and assess energy consumption. We are currently tracking electricity, fuel oil, and propane for all town-owned properties. The results of the audit and Portfolio Manager will be used to guide our efforts in the coming years to make energy improvements and further reduce our carbon footprint.

We analyzed the heating and electric bills for the town-owned buildings to identify areas for potential cost savings. Additionally, we have been investigating Electric Aggregation or Community Power, a process in which a group of consumers in a given area (e.g. a town, multiple towns, or counties) come together to negotiate the purchase of their electricity as a group, rather than as individual consumers. By pooling their resources, consumers can potentially save money on their electricity bills and have more control over their energy sources. Many towns in NH are working on this and we are currently determining how this option would be a good fit for our community and hope to have a warrant article to present to you next year.

We have been working closely with the Central NH Regional Planning Commission, the NH Clean Cities Coalition, and other state and federal agencies to write grant applications and investigate funding sources for energy improvements. We are particularly excited about the opportunity to apply for funding which could provide grants and/or loans for town owned Electric Vehicles and public Electric Vehicle Charging Stations in Hillsborough. Any awarded funds would result, when implemented, in reducing costs both in purchasing assets and financing their usage going forward.

As we look ahead to the coming year, we are committed to continuing our efforts to promote energy efficiency and sustainability in Hillsborough. We are grateful for the support of our community and look forward to making even more progress in the coming months.

The Hillsborough Energy Commission has many projects going on and, as such, we are looking for a few more members to spread the workload. In order to move forward with Community Power, per state law, we need to create a separate Community Power Committee that will likely contain some of our Commission members. We are looking for volunteers for both groups. Our Commission is a fun group and we run efficient meetings. Come to a meeting, contact one of us or the town office to find out more. We meet on the 2nd and 4th Thursdays of the month at 6PM at the town office.

Respectfully submitted,
Brett Cherrington, Chairman
Adam Charrette, Vice-Chairman
Jon Daley, Secretary
Sue Durling
George Arvanetaki

DEPARTMENT OF LAND USE AND ECONOMIC DEVELOPMENT



2022 was another busy year for the Planning Board. In March, Gary Sparks retired from the Board. We thank him for his hard work and many years of dedicated service.

This year the Planning Board held 25 meetings and heard 13 applications. There were 3 Subdivision applications, 3 Site Plan Review applications, 5 Changes of Use/Waiver of Site Plan Review applications, 1 Lot Line Adjustment, and 1 Scenic Road hearing. All of the applications were approved.

The most significant project this year was the proposal for two 42-unit multifamily workforce housing structures. This will create a total of 84 new units of workforce housing. The development will be located at 219 West Main Street which is a parcel abutting the Osram Sylvania facility. This development has allowed the Town to apply for the “Municipal Per Unit” grant under the “Invest New Hampshire” program. This grant awards the town \$10,000.00 per residential unit. The town has the potential to be awarded \$420,000.00 per building with no strings on how it is to be used.

The Planning Board is bringing forward 14 Zoning Amendments to Town Meeting this year. The majority of these amendments are to add uses that are not currently defined and permitted through the Zoning Ordinance. Any use proposed by an applicant must be defined and permitted through the Zoning Ordinance or it is prohibited. Among the uses not currently included are “Construction Services”, “Contractor’s Storage Yard”, “Manufacturing”, “Event Venue” and “Dog Grooming”. For the entire list of new proposed uses and warrant articles please see the information at the end of this report.

Another article being brought forward is the “Dark Skies” ordinance. The purpose of this ordinance is to protect the beauty of the night sky while expanding the Town’s economic development potential. This new influx of “Astro-tourists” will patronize our local restaurants and businesses. Hillsborough will also be the first town in New England to be a recognized Dark Skies community. An important thing to know about this ordinance is that holiday lights, lighting for the illumination of flags, and motion activated lighting, are only some of the lighting sources that are exempt from the ordinance. If passed, all lighting in town is grandfathered for ten years in order to allow compliance with the ordinance to be phased in.

Goals for 2023 include the development of a “Gateway Zone” in the Antrim Road area down to the Antrim line. The “Gateway Zone” is intended to enhance the appearance of the entrance to Hillsborough and provide new opportunities for commercial development to be combined with high-density residential uses. The Board intends to bring the “Gateway Zone” before the voters at Town Meeting 2024. The Planning Board will also be reviewing and updating the Subdivision regulations.

I encourage those with any interest in participating on any of our land use boards or committees to consider being Alternates on the Planning Board or Zoning Board of Adjustment. Please contact me if you have any interest in participating on either of these boards.

I encourage anyone who has questions to please e-mail, call or make an appointment to sit down at my office located at 27 School Street.

Respectfully submitted,
Robyn L. Payson
Planning Director
Direct Line-603 464-7971 E-mail: robyn@hillsboroughnh.net

Zoning Articles for Town Meeting 2023

Article 1

Shall the Town vote to add the definition of Construction Services to Article II General Provisions section 226-6 and add such Construction Services to the Table 4 Chart of Uses as a permitted use in the Commercial Zone and permitted by Special Exception in the Rural Zone.

Construction Services: Any of the activities commonly referred to as construction and shall include without limiting thereby, building, plumbing, heating, roofing, interior remodeling and/or excavation as defined in RSA 155-E.

Article 2

Shall the Town vote to add the definition of Contractor's Storage Yard to Article II General Provisions section 226-6 and add such Contractor's Storage Yard to the Table 4 Chart of Uses as a permitted use in the Commercial Zone and permitted by Special Exception in the Rural Zone.

Contractor's Storage Yard: An area of outdoor open storage for materials used for construction and for construction equipment. The materials and equipment are typically employed in the course of the contractor's business or may be available for sale or rent.

Article 3

Shall the Town vote to add the definition of Entertainment Establishment to Article II General Provisions section 226-6 and add such Entertainment Establishment to the Table 4 Chart of Uses as a permitted use in the Commercial Zone and Central Business District.

Entertainment Establishment-Any establishment (indoors or outdoors) where entertainment, either passive or active, is provided for the pleasure of the patrons, either independent or in conjunction with any other use. Such entertainment includes but is not limited to vocal and instrumental music, dancing, karaoke, comedy, and acting. This does not include any of the uses defined in Article XI Sexually Oriented Businesses.

Article 4

Shall the Town vote to add the definition of Entertainment, Live to Article II General Provisions section 226-6 and add such Entertainment, Live to the Table 4 Chart of Uses as a permitted use in the Commercial Zone and Central Business District.

Entertainment, Live-A musical, theatrical, dance, cabaret, or comedy act performed by one or more persons. Live Entertainment does not include any of the uses defined in Article XI Sexually Oriented Businesses.

Article 5

Shall the Town vote to add the definition of Event Venue to Article II General Provisions section 226-6 and add such Event Venue to the Table 4 Chart of Uses as a permitted use in the Commercial Zone, Central Business District and permitted by Special Exception in the Rural Zone.

Event Venue: A commercial site that accommodates the gathering of groups and/or individuals to host recurrent events such as wedding (s), business meeting (s), or any other commercial events. Such events are allowed to be conducted indoors or outdoors within or around the primary and/or accessory buildings or structures on a property.

Article 6

Shall the Town vote to add the definition of Manufacturing to Article II General Provisions section 226-6 and add such Manufacturing to the Table 4 Chart of Uses as a permitted use in the Commercial Zone.

Manufacturing-The commercial, mechanical, or chemical transformation of materials or substances into new products, including the assembling of component parts, the creation of products, and the blending of materials including but not limited to oils, plastics, and resins.

Article 7

Shall the Town vote to add the definition of Pet Grooming to Article II General Provisions section 226-6 and add such Pet Grooming to the Table 4 Chart of Uses as a permitted use in the Commercial Zone, Central Business District, Rural Zone and permitted by Special Exception in the Residential Zone.

Pet Grooming The grooming of a domestic animal, including bathing, cutting of hair, trimming of nails, and other services generally associated with the act of grooming but shall exclude veterinary services, breeding, boarding, and overnight accommodation.

Article 8

Shall the Town vote to add the definition of Commercial Hydroponics Facility to Article II General Provisions section 226-6 and add such Commercial Hydroponics Facility to the Table 4 Chart of Uses as a permitted use in the Commercial Zone.

Commercial Hydroponics Facility-A commercial facility that houses the cultivation of plants by placing the roots in liquid nutrient solutions rather than in soil. This definition will not limit the use of hydroponics conducted on a farm or agricultural operation as defined in RSA 21:34-a II

Article 9

Shall the Town vote to amend the Table 4 Chart of Uses, Residential Uses Note number 2, to Divide note number 2 under Residential Uses in the Central Business District into two separate notes. Note number 2 will state that Dwellings at street level require a Special Exception. New note number 3 will reduce the minimum floor area of any dwelling unit from 600 square feet to 300 square feet for a one-bedroom dwelling unit. Units two bedrooms or more require an additional 120 sq. ft. per additional bedroom.”

Article 10

Shall the Town vote to amend the Table 4 Chart of Uses to add Residential Solar Energy Systems permitted on any residential structure, and Commercial Solar Collection Systems permitted in the Commercial Zone and Residential Zone.

Article 11

Shall the Town vote to amend the definition of Light Industry in Article II General Provisions section 226-6 to remove the requirement allowing no more than 30 employees and adding the language “outside the enclosed building”.

LIGHT INDUSTRY-- An activity primarily concerned with the enclosed manufacturing, processing or warehousing of goods that causes no traffic congestion, undue noise, vibration, odor or other nuisance outside the enclosed building, and poses no hazard to public health or safety.

Article 12

Shall the Town vote to amend Article III General Provisions section 229-12 to add Conditional Use Permits to the Zoning Ordinance.

Article 13

To see if the town will vote to amend the language of Article IX Administration and Enforcement 229-59 H.

From:

A building permit for a building, structure, alteration or proposed land use or otherwise shall become void if the work is not substantially started and completed with all reasonable due diligence within 2 years.

To:

A building permit for a building, structure, alteration or proposed land use or otherwise shall become void if the work is not started and substantially completed with all reasonable due diligence within 1 year.

Article 14

To see if the town will vote to adopt a new Article XX Dark Skies Ordinance and the associated Dark Skies Lighting Levels Map as published in the 2022 Town Report and on the Town website.

Article XX Dark Skies Lighting Ordinance

229-140 Purpose

The purpose of this Ordinance is to provide regulations for outdoor lighting that will:

- a. Permit the use of outdoor lighting that does not exceed the minimum levels specified in IES recommended practices for nighttime safety, utility, productivity, enjoyment, and commerce.
- b. Minimize adverse offsite impacts of lighting such as light trespass, and obtrusive light.
- c. Promote good neighborly relations by preventing glare from outdoor lights from intruding on nearby properties or posing a hazard to pedestrians or drivers.
- d. Curtail light pollution, reduce sky glow, and improve the nighttime environment for astronomy.
- e. Help protect the natural environment from the adverse effects of night lighting from gas or electric sources.
- f. Conserve energy and resources to the greatest extent possible.
- g. Maintain the rural character of Hillsborough, in part by preserving the visibility of night-time skies.
- h. Minimize the impact of artificial lighting on nocturnal wildlife.

229-141 Definitions

Absolute Photometry	Photometric measurements (usually of a solid-state luminaire). Reference Standard IES LM-79
Architectural Lighting	Lighting designed to reveal architectural beauty, shape and/or form and for which lighting for any other purpose is incidental.
Astronomic Time Switch	An automatic lighting control device that switches outdoor lighting relative to time of solar day with time of year correction
Backlight	For an exterior luminaire, lumens emitted in the quarter sphere below horizontal and in the opposite direction of the intended orientation of the luminaire. For luminaires with symmetric distribution, back light will be the same as front light.
BUG	A luminaire classification system that classifies backlight (B) up-light (U) and glare (G)
Canopy	A covered, unconditioned structure with at least one side open for pedestrian and/or vehicular access. (An unconditioned structure is one that may be open to the elements and has no heat or air-conditioning.)
Common Outdoor Area	One or more of the following: a parking lot; a parking structure or covered vehicular entrance; a common entrance or common space shared by all occupants of a domicile
Curfew	A time designated by the Planning Board when outdoor lighting shall be reduced or extinguished which shall be 11:00 pm until dawn.

Emergency Conditions	Generally, lighting that is only energized during an emergency; lighting fed from a backup power source; or lighting for illuminating the path of egress solely during a fire or other hazardous situation
Foot-candle	The unit of measure expressing the quantity of light received on a surface. One foot-candle is the luminance produced by a candle on a surface one-foot square from a distance of one foot.
Forward Light	For an exterior luminaire, lumens emitted in the quarter sphere below horizontal and in the direction of the intended orientation of the luminaire
Fully Shielded Luminaire	A luminaire constructed and installed in such a manner that all light emitted by the luminaire, either directly from the lamp or a diffusing element, or indirectly by reflection or refraction from any part of the luminaire, is projected below horizontal plane through
Glare	Lighting entering the eye directly from luminaries or indirectly from reflective surfaces that causes visual discomfort or reduces the viewer’s ability to see
Hardscape	Permanent hardscape improvements to the curbs, ramps, stairs, steps, medians, walkways and non-vegetated landscaping that is feet or less in width. Materials may include concrete, asphalt, stone, gravel etc.
Hardscape Area	The area measured in square feet of all hardscape. It is used to calculate the Total Site Lumen Limit in both the Prescriptive Method and Performance Methods. Refer to Hardscape definition.
Hardscape Perimeter	The perimeter measured in linear feet is used to calculate the Total Site Lumen Limit in the Performance Method. Refer to Hardscape definition.
IDA	International Dark-Sky Association
IES or IESNA	Illuminating Engineering Society of North America
Impervious Material	Material sealed to severely restrict water entry and movement
Industry Standard Lighting Software	Lighting software that calculates point-by point illuminance that includes reflected light using either ray-tracing or radiosity methods
Lamp	A generic term for a source of optical radiation (i.e. “light”), often called “bulb” or “tube.” The component of a luminaire that produces the actual light. Examples include incandescent, fluorescent, high intensity discharge (HID) lamps, and low pressure sodium (LPS) lamps, as well as light-emitting diode (LED) modules and arrays.
Landscape Lighting	Lighting of trees, shrubs, or other plant material as well as ponds and other landscape features
LED	Light Emitting Diode
Light Pollution	Any adverse effect of artificial light including but not limited to , glare, light trespass, sky glow, energy waste, Compromised safety and security and impacts on the nocturnal environment.
Light Trespass	Light that falls beyond the property it is intended to illuminate.
Lighting	“Electric” or “man-made” or “artificial” lighting. See “lighting equipment”.

Lighting Equipment	Equipment specifically intended to provide gas or electric illumination, including but not limited to, lamp (s), luminaire (s), ballast (s), poles, posts, lens (s), and related structures, electrical wiring, and other necessary or auxiliary components.
Lumen	The unit of measure used to quantify the amount of light produced by a lamp or emitted from a luminaire (as distinct from “watt”, a measure of power consumption). A unit of luminous flux. One foot candle is one lumen per square foot. For the purposes of this ordinance, the lumen-output values shall be the initial lumen output rating of a lamp.
Luminaire	The complete lighting unit (fixture), consisting of a lamp, or lamps and ballast (s) (when applicable), together with the parts designed to distribute the light (reflector, lens, diffuser), to position and protect the lamps, and to connect the lamps to the power supply.
Luminaire Lumens	For luminaries with relative photometry per IES, it is calculated as the sum of the initial lamp lumens for all lamps within an individual luminaire, multiplied by the luminaire efficiency. If the efficiency is not known for a residential luminaire assume 70%. For luminaires with absolute photometry per IES LM-79, it is the total luminaire lumens. The lumen rating of a luminaire assumes the lamp or luminaire is new and has not depreciated in light output.
LUX	The SI unit of illuminance. One LUX is one lumen per square meter. 1 LUX is a unit of incident illuminance approximately equal to 1/10 foot-candle.
Mounting Height	The height of the photometric center of a luminaire above grade level.
New Lighting	Lighting for areas not previously illuminated; newly installed lighting of any type except for replacement lighting or lighting repairs
Object	A permanent or temporary structure located on a site. Objects may include statues or artwork, garages or canopies, outbuildings etc.,
Object Height	The highest point of an entity, but shall not include antennas or similar structures.
Ornamental Lighting	Lighting that does not impact the function and safety of an area but is purely decorative or used to illuminate architecture and/or landscaping and installed for aesthetic.
Outdoor Lighting	Lighting equipment installed within the property line and outside the building envelopes, whether attached to poles, building structures, the earth, or any other location, and any associated lighting control equipment.
Partly Shielded Luminaire	A luminaire with top and translucent or perforated sides, designed to emit most light downward.
Pedestrian Hardscape	Stone, brick, concrete, asphalt or other similar finished surfaces intended primarily for walking, such as sidewalks and pathways.
Photoelectric Switch	A control device employing photocell or photodiode to detect daylight and automatically switch lights off when sufficient daylight is available.
Property Line	The edges of the legally-defined extent of a parcel of property
Relative Photometry	Photometric measurements made of the lamp plus luminaire, and adjusted to allow for light loss due to reflection or absorption within the luminaire. Reference standard: IES LM-63

Repair (s)	The reconstruction or renewal of any part of an existing luminaire for the purpose of its ongoing operation, other than relamping or replacement of components including capacitor, ballast or photocell. Note that retrofitting a luminaire with the new lamp and/or ballast technology is not considered a repair and for the purposes of this ordinance the luminaire shall be treated as if new. “Repair” does not include relamping or replacement of components including capacitor, ballast or photocell.
Replacement Lighting	Lighting installed specifically to replace existing lighting that is sufficiently broken to be beyond repair.
Sales Area	Uncovered area used for sales of retail goods and materials, including but not limited to automobiles, boats, tractors, and other farm equipment, building supplies, and gardening and nursery products.
Seasonal Lighting	Temporary lighting installed and operated in connection with holidays or traditions.
Shielded Directional Luminaire	A luminaire that includes an adjustable mounting device allowing aiming in any direction and contains a shield, louver, or baffle to reduce direct view of the lamp.
Sign	Advertising, directional or other outdoor promotional display of art, words and/or pictures.
Sky Glow	The brightening of the nighttime sky that results from scattering and reflection of artificial light by moisture and dust particles in the atmosphere. Sky-glow is caused by light directed or reflected upwards or sideways and reduces one’s ability to view the night sky.
Temporary Lighting	Lighting installed and operated for periods not to exceed 60 days, completely removed and not operated again for at least 30 days.
Third Party	A party contracted to provide lighting, such as a utility company.
Time Switch	An automatic lighting control device that switches lights on, off or dims according to time of day.
Translucent	Allowing light to pass through diffusing it so that objects beyond cannot be seen clearly (not transparent or clear).
Unshielded Luminaire	A luminaire capable of emitting light in any direction including downwards.
Up-light	For an exterior luminaire, flux radiated in the hemisphere at or above the horizontal plane.
Vertical Illuminance	Illuminance measured or calculated in a plane perpendicular to the site boundary or property line.

229-142 Lighting Zones

The Lighting Zone shall determine the limitations for lighting as specified in this ordinance. The Lighting Zones shall be as follows:

LZ0: No ambient lighting (Conservation Land)

Areas where the natural environment will be seriously and adversely affected by lighting. Impacts include disturbing the biological cycles of flora and fauna and/or detracting from human enjoyment and appreciation of the natural environment. Human activity is subordinate in importance to nature. The vision of human residents and users is adapted to the darkness, and they expect to see little or no lighting. When not needed, lighting should be extinguished.

LZ1: Low ambient lighting (Rural Zone, Historic District)

Areas where lighting might adversely affect flora and fauna or disturb the character of the area. The vision of human residents and users is adapted to low light levels. Lighting may be used for safety and convenience, but it is not necessarily uniform or continuous. After curfew, most lighting should be extinguished or reduced as activity levels decline.

LZ2: Moderate ambient lighting (Commercial, Residential, Village Residential, and Central Business District Zone)

Areas of human activity where the vision of human residents and users is adapted to moderate light levels. Lighting may typically be used for safety and convenience, but it is not necessarily uniform or continuous. After curfew, lighting may be extinguished or reduced as activity levels decline.

229-143 General Requirements

A. Conformance with All Applicable Codes

All outdoor lighting shall be installed in conformance with the provisions of this Ordinance, applicable Electrical and Energy Codes, and applicable sections of the Building Code.

B. Applicability

Except as described below, all outdoor lighting installed after the date of effect of this Ordinance shall comply with these requirements. This includes, but is not limited to, new lighting, replacement lighting, or any other lighting whether attached to structures, poles, the earth, or any other location, including lighting installed by any third party.

229-144 Exemptions from 229-143 (B.) The following are not regulated by this Ordinance

- a. Lighting within public right-of-way or easement for the principal purpose of illuminating streets or roads. No exemption shall apply to any lighting within the public right of way or easement when the purpose of the luminaire is to illuminate areas outside the public right of way or easement.
- b. Lighting for public monuments and statuary.
- c. Lighting for illumination of the American and state flags.
- d. Lighting solely for signs (lighting for signs is regulated by the Sign Ordinance).
- e. Repairs to existing luminaires not exceeding 25% of total installed luminaires.
- f. Temporary lighting for theatrical, television, performance areas and construction sites;
- g. Underwater lighting in swimming pools and other water features
- h. Temporary lighting and seasonal lighting provided that individual lamps are less than 10 watts and 70 lumens.
- i. Lighting that is only used under emergency conditions, including any temporary emergency lighting needed by the police, fire or other emergency services, or required by federal regulatory agencies.
- j. All vehicular luminaries

229-145 **Exceptions to 229-143 (B)** All lighting shall follow provisions in this Ordinance; however, any special requirements for lighting listed in a) and b) below shall take precedence.

- a. Lighting specified or identified in a specific use permit.
- b. Lighting required by federal, state, territorial, commonwealth or provincial laws or regulations.

C. Lighting Control Requirements

1. Automatic Switching Requirements

Controls shall be provided that automatically extinguish all outdoor lighting when sufficient daylight is available using a control device or system such as a photoelectric switch, astronomic time switch or equivalent functions from a programmable lighting controller, building automation system or lighting energy management system, all with battery or similar backup power or device.

229-146 **Exceptions to 229-143 (C.) 1.** Automatic lighting controls are not required for the following:

- a. Lighting under canopies
- b. Lighting for tunnels, parking garages, garage entrances, and similar conditions

2. Automatic Lighting Reduction Requirements. All outdoor Lumens shall be reduced by at least 30% or extinguished by 11:00 pm.

229-147 **Exceptions to 229-143 (C.) 2.** Lighting reductions are not required for any of the following:

- a. With the exception of landscape lighting, lighting for residential properties including multiple residential properties not having common areas.
- b. When the outdoor lighting consists of only one luminaire.
- c. Code required lighting for steps, stairs, walkways, and building entrances.
- d. When in the opinion of the Planning Board, lighting levels must be maintained.
- e. Motion activated lighting.
- f. Lighting governed by special use permit in which times of operation are specifically identified.
- g. Businesses that operate on a 24-hour basis

229-148 **V. Non-Residential Lighting**

For all non-residential properties, and for multiple residential properties of seven domiciles or more and having common outdoor areas, all outdoor lighting shall comply either with Part A or Part B of this section.

A. Prescriptive Method

An outdoor lighting installation complies with this section if it meets the requirements of subsections 1 and 2, below.

1. Total Site Lumen Limit

The total installed initial luminaire lumens of all outdoor lighting shall not exceed the total site lumen limit. The total site lumen limit shall be determined using either the Parking Space Method (Table A) or the Hardscape Area Method (Table B). Only one method shall be used per permit application, and for sites with existing lighting, existing lighting shall be included in the calculation of total installed lumens. The total installed initial luminaire lumens is calculated as the sum of the initial luminaire lumens for all luminaires.

2. Limits to Off Site Impacts

All luminaires shall be rated and installed according to Table C.

Exception:

Ornamental parking lighting shall be permitted by special permit only and shall meet the requirements of Table C-1 for Backlight, Table C-2 for Up-light, and Table C-3 for Glare, without the need for external field-added modifications.

3. Light Shielding for Parking Lot Illumination

All parking lot lighting shall have no light emitted above 90 degrees.

B. Performance Method

1. Total Site Lumen Limit

The total installed initial luminaire lumens of all lighting systems on the site shall not exceed the allowed total initial site lumens. The allowed total initial site lumens shall be determined using Tables D and E. For sites with existing lighting, existing lighting shall be included in the calculation of total installed lumens.

The total installed initial luminaire lumens of all is calculated as the sum of the initial luminaire lumens for all luminaires.

2. Limits to Off Site Impacts

All luminaires shall be rated and installed using either Option A or Option B. Only one option may be used per permit application.

Option A: All luminaires shall be rated and installed according to Table C.

Option B: The entire outdoor lighting design shall be analyzed using industry standard lighting software including inter- reflections in the following manner:

- 1) Input data shall describe the lighting system including luminaire locations, mounting heights, aiming directions, and employing photometric data tested in accordance with IES guidelines. Buildings or other physical objects on the site within three object heights of the property line must be included in the calculations.
- 2) Analysis shall utilize an enclosure comprised of calculation planes with zero reflectance values around the perimeter of the site. The top of the enclosure shall be no less than 33 feet (10 meters) above the tallest luminaire. Calculations shall include total lumens upon the inside surfaces of the box top and vertical sides and maximum vertical illuminance (foot-candles and/or lux) on the sides of the enclosure.

The design complies if:

- a) The total lumens on the inside surfaces of the virtual enclosure are less than 15% of the total site lumen limit; and
- b) The maximum vertical illuminance on any vertical surface is less than the allowed maximum illuminance per Table F.

229-149 Residential Lighting

A. General Requirements

For residential properties including multiple residential properties not having common areas, all outdoor luminaires shall be fully shielded and shall not exceed the allowed lumen output in Table G, row 2.

Exceptions

- 1. One partly shielded or unshielded luminaire at the main entry, not exceeding the allowed lumen output in Table G row 1.

2. Any other partly shielded or unshielded luminaires not exceeding the allowed lumen output in Table G row 1.
3. Shielded directional flood lighting aimed so that direct glare is not visible from adjacent properties and not exceeding the allowed lumen output in Table G row 5.
4. Open flame gas lamps.
5. Lighting installed with a vacancy sensor, where the sensor extinguishes the lights no more than 15 minutes after the area is vacated.
6. Lighting exempt per Section 229-143 (B.).

B. Requirements for Residential Landscape Lighting

1. Shall comply with Table G.
2. Shall not be aimed onto adjacent properties.

229-150 Lighting by Conditional Use Permit Only

A. High Intensity and Special Purpose Lighting

The following lighting systems are prohibited from being installed or used except by special use permit:

1. Temporary lighting in which any single luminaire exceeds 20,000 initial luminaire lumens or the total lighting load exceeds 160,000 lumens.
2. Aerial Lasers.
3. Searchlights.
4. Other very intense lighting defined as having a light source exceeding 200,000 initial luminaire lumens or an intensity in any direction of more than 2,000,000 candelas.

B. Complex and Non-Conforming Uses

Upon special permit issued by the Planning Board, lighting not complying with the technical requirements of this ordinance but consistent with its intent may be installed for complex sites or uses or special uses including, but not limited to, the following applications:

1. Sports facilities, including but not limited to unconditioned rinks, open courts, fields, and stadiums.
2. Construction lighting.
3. Lighting for industrial sites having special requirements, such as petrochemical manufacturing or storage, shipping piers, etc.
4. Parking structures.
5. Urban parks
6. Ornamental and architectural lighting of bridges, public monuments, statuary and public buildings.
7. Theme and amusement parks.
8. Correctional facilities.

To obtain such a permit, applicants shall demonstrate that the proposed lighting installation:

- a. Has sustained every reasonable effort to mitigate the effects of light on the environment and surrounding properties, supported by a signed statement describing the mitigation measures. Such statement shall be accompanied by the calculations required for the Performance Method.
- b. Employs lighting controls to reduce lighting at a Project Specific Curfew (“Curfew”) time to be established in the Permit.
- c. Complies with the Performance Method after Curfew.

The Planning Board shall review each such application. A permit may be granted if, upon review, the Planning Board believes that the proposed lighting will not create unwarranted glare, sky glow, or light trespass.

229-151 Existing Lighting

Lighting installed prior to the effective date of this ordinance shall comply with the following.

A. Amortization

On or before March 14, 2033, all outdoor lighting shall comply with this Code.

B. New Uses or Structures, or Change of Use

Whenever there is a new use of a property (zoning or variance change) or the use on the property is changed, all outdoor lighting on the property shall be brought into compliance with this Ordinance before the new or changed use commences.

C. Additions or Alterations

1. Major Additions.

If a major addition occurs on a property, lighting for the entire property shall comply with the requirements of this Code. For purposes of this section, the following are considered to be major additions:

Additions of 25 percent or more in terms of additional dwelling units, gross floor area, seating capacity, or parking spaces, either with a single addition or with cumulative additions after the effective date of this Ordinance.

Single or cumulative additions, modification or replacement of 25 percent or more of installed outdoor lighting luminaires existing as of the effective date of this Ordinance.

2. Minor Modifications, Additions, or New Lighting Fixtures for Non-residential and Multiple Dwellings

For non-residential and multiple dwellings, all additions, modifications, or replacement of more than 25 percent of outdoor lighting fixtures existing as of the effective date of this Ordinance shall require the submission of a complete inventory and site plan detailing all existing and any proposed new outdoor lighting.

Any new lighting shall meet the requirements of this Ordinance.

3. Resumption of Use after Abandonment

If a property with non-conforming lighting is abandoned for a period of six months or more, then all outdoor lighting shall be brought into compliance with this Ordinance before any further use of the property occurs.

229-152 Enforcement and Penalties

See Article IX of the Hillsborough Zoning Ordinance

229-153 Tables

Table A - Allowed Total Initial Luminaire Lumens per Site for Non-residential Outdoor Lighting, Per Parking Space Method May only be applied to properties up to 10 parking spaces (including handicapped accessible spaces)

LZ-0	LZ-1	LZ-2
350 Ims/space	490 Ims/space	630 Ims/space

Table B - Allowed Total Initial Lumens per Site for Non- Residential Outdoor Lighting, Hardscape Area Method

Base Allowance

May be used for any project. When lighting intersections of site drives and public streets or road, a total of 600 square feet for each intersection may be added to the actual site hardscape area to provide for intersection lighting

LZ-0	LZ-1	LZ-2
Base Allowance		
0.5 lumens per SF of Hardscape	1.25 lumens per SF of Hardscape	2.5 lumens per SF of Hardscape

Table B –Lumen Allowances in addition to Base Allowances

	LZ0	LZ1	LZ2
Additional allowances for sales and service facilities. No more than two additional allowances per site, These allowances shall be specifically established during site plan review and can not be increased or			
Outdoor Sales Lots. This allowance is lumens per square foot of un-covered sales lots used exclusively for the display of vehicles or other merchandise for sale, and may not include driveways, parking or other non-sales areas. To use this allowance, luminaires must be within 2 mounting heights of sales lot area	0	4 lumens per square foot	8 Lumens Per square foot
Outdoor Sales Frontage. This allowance is for lineal feet of sales frontage immediately adjacent to the principal viewing location (s) and unobstructed for its viewing length. A corner sales lot may include two adjacent sides provided that a different principal viewing location exists for each side. In order to use this allowance, luminaires must be located between the principal viewing location and the frontage outdoor sales area	0	0	1,000 Per LF

Drive Up Windows. In order to use this allowance, luminaires must be within 20 feet horizontal distance of the center of the window	0	2,000 lumens per drive-up window	4,000 lumens per drive-up window
Vehicle Service Station. This allowance is lumens per installed fuel pump	0	4,000 Lumens per pump (based on 5fc horiz)	8,000 lumens per pump (based on 10fc horiz)

Table C - Maximum Allowable Backlight, Up-light and Glare (BUG) Ratings

May be used for any project. A luminaire may be used if it is rated for the lighting zone of the site or lower in number for all ratings B, U and G. Luminaires equipped with adjustable mounting devices permitting alteration of luminaire aiming in the field shall not be permitted.

Table C-1	Lighting Zone 0	Lighting Zone 1	Lighting Zone 2
Allowed Backlight Rating *			
Greater than 2 mounting heights from property line	B1	B3	B4
1 to less than 2 mounting heights from property line and ideally oriented**	B1	B2	B3
0.5 to 1 mounting heights from property line and ideally oriented**	B0	B1	B2
Less than 0.5 mounting height to property line and properly oriented**	B0	B0	B0

*For property lines that abut public walkways, bikeways, plazas, and parking lots, the property line may be considered to be 5 feet beyond the actual property line for purpose of determining compliance with this section. For property lines that abut public roadways and public transit corridors, the property line may be considered to be the center- line of the public roadway or public transit corridor for the purpose of determining compliance with this section. NOTE: This adjustment is relative to Table C-1 and C-3 only and shall not be used to increase the lighting area of the site.

** To be considered 'ideally oriented', the luminaire must be mounted with the backlight portion of the light output oriented perpendicular and towards the property line of concern.

Table C - 2 Maximum Allowable Up-light (BUG) Ratings-Continued

Table C-2	Lighting Zone 0	Lighting Zone 1	Lighting Zone 2
Allowed Up-light Rating	U0	U1	U2
Allowed % light emission above 90° for street or Area lighting	0%	0%	0%

Table C-3 Maximum allowable Glare (BUG) Rating – Continue

Table C3	Lighting Zone 0	Lighting Zone 1	Lighting Zone 2
Allowed Glare Rating	G0	G1	G2
Any luminaire not ideally oriented*** with 1 to less than 2 mounting heights to any property line of concern	G0	G0	G1
Any luminaire not ideally oriented*** with 0.5 to 1 mounting heights to any property line of concern	G0	G0	G0
Any luminaire not ideally oriented*** with less than 0.5 mounting heights to any property line of concern	G0	G0	G0

*** Any luminaire that cannot be mounted with its backlight perpendicular to any property line within 2X the mounting heights of the luminaire location shall meet the reduced Allowed Glare Rating in Table C-3.

Table D Performance Method Allowed Total Initial Site Lumens

May be used on any project.

Lighting Zone	LZ0	LZ1	LZ 2
Allowed Lumens Per SF	0.5	1.25	2.5
Allowed Base Lumens Per Site	0	3,500	7,000

Table E Performance Method Additional Luminaire Lumen Allowances. All of the following are “use it or lose it” allowances.

All area and distance measurements in plain view unless otherwise noted.

Lighting Application	LZ0	LZ1	LZ2
Additional Lumens Allowances for All Buildings except service stations and outdoor sales facilities. A MAXIMUM OF THREE (3) ALLOWANCES ARE PERMITTED. These allowances shall be specifically established during site plan review and cannot be increased or changed post approval.			
Building Entrances or Exits. This allowance is per door. In order to use this allowance, luminaires must be within 20 feet of the door.	400	1,000	2,000
Building Facades. This allowance is lumens per unit area of building façade that are illuminated. To use this allowance, luminaires must be aimed at the façade and capable if illuminating it without obstruction	0	0	8/SF
Additional Lumens Allowances for All Buildings except service stations and outdoor sales facilities. A MAXIMUM OF THREE (3) ALLOWANCES ARE PERMITTED. These allowances shall be specifically established during site plan review and cannot be increased or changed post approval.			
Sales or Non-Sales Canopies. This allowance is lumens per unit area for the total area within the drip line of the canopy. In order to qualify for this allowance, luminaires must be located under the canopy	0	6/SF	12/SF
Guard Stations. This allowance is lumens per unit area of guardhouse plus 2000 sf per vehicle lane. In order to use this allowance, luminaires must be within 2 mounting heights of a vehicle lane or the guardhouse.	0	6/SF	12/SF

Outdoor Dining. This allowance is lumens per unit area for the total illuminated hardscape of outdoor dining. In order to use this allowance, luminaires must be within 2 mounting heights of the hardscape area of outdoor dining	0	1/SF	5/SF
Drive Up Windows. This allowance is lumens per window. In order to use this allowance, luminaires must be within 20 feet of the center of the window.	0	2,000 lumens per drive-up window	4,000 lumens per drive-up window
Vehicle Service Station Hardscape. This allowance is lumens per unit area for the total illuminated hardscape area less area of buildings, area under canopies, area off property, or areas obstructed by signs or structures. In order to use this allowance, luminaires must be illuminating the hardscape area and must not be within a building below a canopy, beyond property lines, or obstructed by a sign or other structure.	0	4/SF	8/SF
Vehicle Service Station Canopies. This allowance is lumens per unit are for the total area within the drip line of the canopy in order to use this allowance, luminaires must be located under the canopy.	0	8/SF	16/SF
Additional Lumens Allowances for Outdoor Sales facilities only. Outdoor Sales facilities may not use any other additional allowances. NOTICE: lighting permitted by these allowances shall employ controls extinguishing this lighting after a curfew time which shall be 11:00 pm until dawn.			
Outdoor Sales Lots. This allowance is lumens per square foot of uncovered sales lots used exclusively for the display of vehicles or other merchandise for sale, and may not include driveways, parking or other non-sales areas and shall not exceed 25% of the total hardscape area. To use this allowance, Luminaires must be within 2 mounting heights of the sales lot area.	0	4 S/F	8 S/F
Outdoor Sales Frontage. This allowance is for lineal feet of sales frontage immediately adjacent to the principal viewing location (s) and un- obstructed for its viewing length. A corner sales lot may include two adjacent sides provided that a different principal viewing location exists for each side. In order to use this allowance, luminaires must be located between the principal viewing location and the frontage outdoor sales area.	0	0	1,000/LF

Table F Maximum Vertical Illuminance at any point in the plane of the property line

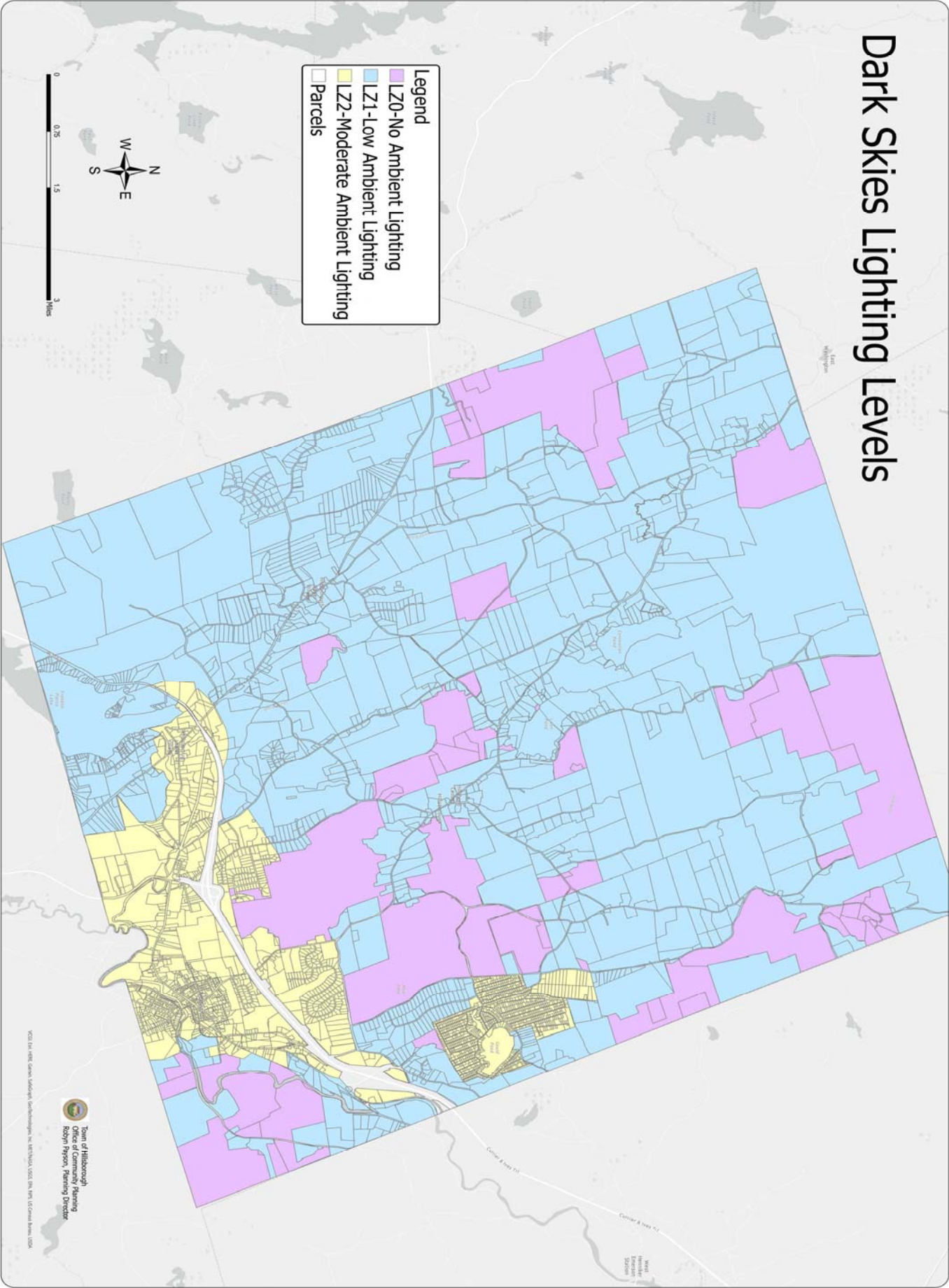
Lighting Zone 0	Lighting Zone 1	Lighting Zone 2
0.05FC or LUX	0.1 FC or 1.0 LUX	0.2 FC or 2.0 LUX

Table G - Residential Lighting Limits

Lighting Applications	LZ0	LZ1	LZ2
Row 1 Maximum Allowed Luminaire Lumens* for Unshielded Luminaires at one entry only	Not Allowed	420 lumens	630 lumens
Row 2 Maximum Allowed Luminaire Lumens* for each Fully Shielded Luminaire	630 Lumens	1,260 lumens	1,260 lumens
Row 3 Maximum Allowed Luminaire Lumens* for each Unshielded Luminaire excluding main entry	Not Allowed	315 lumens	315 lumens
Row 4 Maximum Allowed Luminaire Lumens* for each Landscape Lighting	Not Allowed	Not allowed	1,050 lumens
Row 5 Maximum Allowed Luminaire Lumens* for each Shielded Directional Flood Lighting	Not Allowed	Not allowed	1,260 lumens

* Luminaire lumens equals Initial Lamp Lumens for a lamp, multiplied

Dark Skies Lighting Levels





***POLICE DEPARTMENT
IN MEMORIAM***




This year, 2022, the Hillsboro Police Department and Community suffered the tragic loss of Officer Rory Bohanan. He was a respected police officer and an active member within the Hillsboro Community. Officer Bohanan was the beloved School Resource Officer. He was a mentor, teacher, and support system for the children of Hillsboro and Deering. Officer Rory Bohanan was on duty when he suffered a medical emergency leading to his passing. He will be truly missed, but never forgotten by the whole community.



POLICE DEPARTMENT

RETIREMENT



Congratulations Chief David Roarick

Chief Roarick retired on September 30th, 2022, after 35 years of service to the Hillsboro Community. He will continue to serve in a part time capacity, assisting with technology. With the recommendation from Chief Roarick, the Selectmen appointed Lieutenant Christopher Parsons to serve as Chief of Police.

POLICE DEPARTMENT REPORT



“I am honored to have been appointed as Chief of Police in this great Town. I am looking forward to working together with the community for many years. I will strive to provide the best service possible to the people of Hillsboro.”

Hillsboro Police Department had 3 full-time vacancies at the end of 2022. We are fortunate to have filled two of those vacancies as of January 1, 2023. I am happy to say we only have 1 vacant Full-time Officer position to fill, for us to be operating at a full-staff capacity.

One of our new hires includes Officer Tyler Davy, who is coming to us fully certified from the Deering Police Department. Our second hire is Officer Jason Patten, who is also coming to us fully certified from the Dunbarton Police Department. The officers both have begun their field training and will be completing their training with our certified Field Training Officers. They will then be able to patrol on their own in early Spring of 2023.

This year, we hosted many classes in our training room, which offset some training costs for the Department. The Hillsboro-Deering School District allowed us the opportunity to host a 2-day Active Shooter Training in the High School. This made it possible for us to also include our neighboring towns for the training. The class was instructed by our own officers, Officer Danielle Normand and Detective Ethan Vaillancourt. They both became certified instructors at the end of 2021 by receiving a free weeklong training at the Federal Law Enforcement Training Center.

Speaking of training, each of our officers were able to complete an average of 100 hours of training, this does not include the mandatory monthly department trainings that are approximately 4-6 hours every month. The department was also able to send officers to a 40-hour class on Crisis Intervention to assist with mental health awareness and de-escalation. As of writing this, 88% of the department has completed this class.

Sergeant Nick Hodgen and the Hillsboro Police Department are now one of six approved K9 training sites in the Northeast for grant recipients. Just to put this in perspective, the other approved training sites are Berkshire County Sherriff's Office, Massachusetts State Police, Boston Police Canine Academy, Maine State Police, or Rhode Island K9 Academy.

We have now added a Narcotic Detection Labrador to the force at Hillsboro Police Department. Officer Joshua Gallant and K-9 Dice completed their training in November and are now on patrol together. K9 Dice was purchased using Drug Forfeiture Funds. The cash seized during the drug arrests in Hillsboro are the sole source for this account. These funds can only be used in connection with drug-related investigations.

Officer Danielle Normand went into the school district as the School Resource Officer. She also played in the CHAD Battle of the Badges baseball game to support kids at Dartmouth Hitchcock. Team Police raised over\$64,000!!!

The Police Department continues to look for and apply for grants to offset the cost for taxpayers. This past year the Department was able to secure just under \$50,000 from the NH Department of Justice for the purchase of 9 AEDs (to equip the station and cruisers) and a brand-new side by side utility vehicle. The Department also received Highway Safety Equipment funds which were able to update two radar units in the cruisers and provide a movable speed limit sign for narrow areas where we cannot get our speed trailers. The grant provided over \$8,000 to the Town for this equipment. We were also able to get some enforcement grants through Highway Safety to provide extra DWI and Speed enforcement patrols. This amount totaled over \$11,000.

POLICE DEPARTMENT REPORT



The Police Department also had a great time participating in the 250th anniversary of the Town with the many events that were held. We were also able to wear a commemorative badge that represented the 1st known badge style in the Town of Hillsboro.

We were able to host community classes and events for 2022. Trending scams was put on by Officer Michael DeTurris and UTV Safety/Firearms Safety was provided by Officer William Bannister of HPD and Officer Nick Masucci of Fish and Game. We hosted Cone with a Cop in Butler Park and participated in Trunk or Treat at the Middle School, the Law Enforcement Torch Run for Special Olympics and played a basketball game against the Harlem Wizards. The Town of Hillsboro participated in the National Prescription Drug Take Back Day. 105 pounds of prescription drugs were collected in May of 2022 and 56 pounds in October of 2022. In the month of October, the Department continued the tradition of participating in the Beards for Bucks Campaign to support the CAC (Child Advocacy Center).

In closing I would like to thank the community members for the continued support that you provide to the Police Department, it means more than you could ever imagine to all of us. I also want to thank the team that I have at the Police Department. I work with the greatest group of men and women.

Chris Parsons
Chief of Police



POLICE DEPARTMENT STATISTIC REPORT

Phone Calls handled by Dispatch	30,624
911 Calls	1,180
Police incidents Dispatched	17,069

Crimes Against People	2020	2021	2022
Kidnapping/Abduction	1	1	2
Sexual Assault	10	14	21
Aggravated Assault	6	2	1
Simple Assault	73	85	92
Intimidation	38	49	44
Crimes Against Persons Total	128	150	157
Crimes Against Property	2020	2021	2022
Robbery	2	0	1
Arson	0	1	2
Burglary/Breaking and Entering	14	4	12
Extortion	0	2	0
Larceny (Shoplifting)	6	5	3
Larceny (From Building)	16	5	12
Larceny (from Motor vehicles)	6	3	5
Larceny (All other)	16	19	13
Motor Vehicle Theft	7	5	10
Counterfeit/Forgery	3	7	2
Fraud	23	22	28
Stolen Property	1	2	5
Destruction of Property/Vandalism	43	43	61
Total Crimes Against Property	143	118	154
Crimes Against Society	2020	2021	2022
Drug/Narcotic Violations	113	123	147
Pornography/Obscene Material	9	18	12
Weapon Law Violations	7	14	26
Total Crimes Against Society	129	155	185
Group B Crimes	2020	2021	2022
Bad Checks	1	4	1
Curfew/Loitering	3	0	4
Disorderly Conduct	13	21	11
Driving under Influence	61	46	37
Drunkenness	21	25	37
Family Non Violent Offense	8	7	9
Liquor Law Violations	17	29	16
Runaways	1	3	9
Trespass of Real Property	37	17	27
All other Offenses	128	165	155
Total	290	317	306

PROJECT LIFT REPORT

Project LIFT’s mission is to provide adult education and workforce preparation activities to adults in Hillsborough and surrounding communities. Our vision is to improve the socioeconomic status of adults through supporting and encouraging education, employment, life-long learning, and civic involvement.

Adult Education

Through the generosity of our funders and volunteers we provided 1,139 hours of instruction in 2022, a 60% increase from 2021, to 34 adult education students in the areas of basic academic skills improvement, high school equivalency test preparation, and learning English. Ten students achieved their high school equivalency certificate and 11 students improved their skills.

Individuals Served by Town		
Town	No. Students	%
Antrim	16	18.8
Bradford	2	2.4
Deering	11	12.9
Francestown	1	1.2
Greenfield	0	0
Hillsborough	44	51.8
Hancock	0	0
Henniker	6	7.1
Keene	0	0
Peterborough	1	1.2
Warner	1	1.2
Washington	3	3.5
Unknown	0	0
Total	85	100

Workforce Preparation

In 2022 we received an American Rescue Plan Act (ARPA) grant through the NH State Library and Institute of Museum and Library Services (IMLS) to expand our career and education support services. As a result of this grant, we increased the number of hours of assistance provided by over 100% (94 hours in 2021 to 190 in 2022). Thirty-eight individuals received assistance with career counseling, writing resumes, using technology and applications, applying for college or training programs, completing on-line job applications, and connecting with local resources. This grant also enabled us to collaborate with the James A. Tuttle Library to extend these services to the Town of Antrim and support 13 Antrim residents.

Funding

This year we received many generous donations of gently used items and volunteer time for our yard sale fundraiser which was a wonderful success!

Project LIFT is a self-funded, nonprofit, volunteer-based organization. We rely on grants and the generosity of the communities that we serve. Donations are always gratefully accepted!

Funding Sources		
Individual Donations	\$ 914.00	1.55%
Business	\$ 3,000.00	5.10%
Community Organizations	\$ 550.00	0.93%
Grants	\$ 23,489.00	39.93%
Earned Income	\$ 13,949.73	23.71%
Town Contributions	\$ 16,900.00	28.73%
Refund	\$ 28.50	0.05%
Total	\$ 58,831.23	100%

Volunteers

From tutoring to technical support, volunteering at Project LIFT is a rich and rewarding experience.

Thank you, PL volunteers, for all that you do to make a difference in the lives of others in the community.

Thank you to all who supported Project LIFT in 2022!

Respectfully submitted,

Trish Bush

Director, Project LIFT

(603) 464-5285

HillsboroAdultEd@gmail.com

SOLID WASTE ADVISORY BOARD

We are SWAB (Solid Waste Advisory Board) representatives from the three communities that the transfer station serves: Deering, Windsor, and Hillsborough. Our meetings are also attended by Hillsborough Town Administrator, Laura Buono and the head of the Transfer Station, Luke Levesque and Transfer Station employee Angela Poluchov. With this diversity of perspectives from local residents and the professionals who do the work daily, we can bounce around ideas, ask questions, and share knowledge and statistics to think critically about how we manage our waste stream and in what ways we can improve. The direct collaboration has helped us to learn more about the challenges our communities face and brainstorm ways to help residents think more consciously about their trash.

We continued to visit and research other New Hampshire municipal transfer stations, to find out how their facilities run, and we also spend time online gathering information to inform ourselves and keep our minds open to new possibilities. We feel it's important to educate others about what we have been learning, and we are invested in sharing out what we learn by having a presence at the SummerFest and the History Alive events.

We recognize it is important to offer free water refills at these summer events. By reducing people's consumption of single use containers, we are putting our ideas into direct action. When people come to refill their water bottles, they are experiencing a simple, tangible way to reduce the waste created at the fair and it opens up the conversation about the need to reduce single-use plastic.

We have focused our energies to learn more and now we want to educate more. We have learned how recycling is not as easy as turning in your used products. The only way recycling will work is for a demand for the reused product. Though many people have come up with great ways to reuse things like plastic and glass, the problem lies with us creating far more waste than can be reused. When we look at the data, it becomes clear that it is more important to cut down on waste rather than trying to recycle it. That is why our efforts are not all focused on increased recycling, but really on reducing waste. In 2023, we are looking to design and build a more efficient "Hydration Station" unit that can be hooked up to a plumbed water source. The demand for our free water refill offering grows each year as folks catch on to the good idea to bring along a re-useable water bottle and refill frequently!

Two members of our SWAB attended the annual NRRA conference to learn more about what recycling trends are throughout the state, and to learn about possible grants and changes to the composting laws at the state level. It was encouraging to hear about how much tonnage can be diverted from the mixed solid waste stream when all biodegradable food scraps are composted. It reinvigorated our efforts to facilitate the second annual backyard compost bin sale to encourage more folks to compost. SWAB members took time at the transfer station to talk to people about the value of composting and sold the black plastic composting units at cost to residents by collaborating with the NRRA to fill our pre-orders. Be on the look out for the opportunity to purchase as Earth Day approaches in April.

We are also happy to report that the Transfer Station continues to truck our mixed solid waste to the waste-to-energy incinerator in Penacook so that it is not being buried in a landfill.

We are currently discussing the best way to implement the updating of our transfer station user stickers in order to reduce costs and maintain State compliance. Information for residents will be posted once we iron out all the details.

Meetings are open to the public and we would always enjoy when someone wants to get involved. If you would like information on volunteering, please contact the Hillsborough Town Administrator at Laura@Hillsboroughnh.net.

Respectfully submitted,
Audrey Bethel – Hillsborough Representative
Adam Vondette – Hillsborough Representative

Philip Griffin – Deering Representative
Charlotte Hebert – Windsor Representative

TRANSFER STATION TONNAGE REPORT

Month	Aluminum Cans	Cardboard	Televisions/ Monitors	Metal
			[IN POUNDS]	
January	2.27		4,173	11.68
February		18.54		10.92
March	2.55			14.22
April		19.57		19.46
May	2.17		5,616	27.4
June		19.71		30.03
July	2.43		5,247	24.83
August		19.64		19.55
September	2.41			27.96
October		19.64	5,959	33.28
November	2.39			19.07
December		20.13		13.98
Total Tonnage	14.22	117.23	20,995.00	252.38
Month	Paper	Refrigerator/ Ac's	Demolition	Municipal Solid Waste
January	9.76	31	28.19	132.49
February			43.69	138.55
March	9.78	26	44.70	139.34
April		38	70.56	154.31
May	9.45	71	75.03	147.17
June		59	69.17	145.08
July	9.91	38	72.37	163.35
August	8.98	42	90.46	166.76
September	9.26	53	70.31	149.19
October		92	76.38	144.03
November	10.52	55	61.70	155.17
December			37.36	143.75
Total Tonnage	67.66	505	739.92	1,779.19

TOWN CLERK'S REPORT

2022 Registration	\$1,083,185.95	
Dog Licenses	2,324.00	
Dog Fines	515.00	
Marriage Licenses	1,650.00	
Certified Copies	10,500.00	
UCC	1,140.00	
Paid to the Town of Hillsborough		\$1,099,314.95

Vital Statistics

Births	41
Marriages	32
Deaths	81

2022 Hillsborough Deaths

ACORN, STEVEN P	ALLARD, RITA J	ANDERSON, JOHN H
BAILEY, DEBORAH L	BAUM, REBECCA R	BEARD, PAULINE E
BEARD, ROBERT	BELLEMARE, HENRY J	BISHOP, ZACHARY D
BLANCHARD, DENYSE S	BLANCHARD, ISABELL N	BOHANAN, RORY L
BOROWIEC, ROBERT L	BOUCHARD, ROBERT L	BRAKE, LINDA B
BUZZELL, SHERI L	CARR, THOMAS P	CATE, JUDITH E
CHAMBERLAIN JR, EVERETT G	COFFEY, FERN A	COLONY, NANCY C
CONNELLY, THOMAS L	COON, DIANE	COOPER JR, JOHN L
CUNNINGHAM, WILLIAM F	DAVIS, SHARON J	DONNHEY, TRACY I
DUVAL, MARY C	DWARSKA, ROSEMARIE	EDWARDS, PRISCILLA A
ELLIS, STEPHEN W	EMERY, RANDY M	FAY, STEPHANIE L
FRANCOEUR JR, DONALD E	FRAZIER JR, JOSEPH	GEE, PAULA E
GIRARD, REGINA DALE	GIPSON, WILLIAM D	GREENE, CATHLEEN A
HANSEN, CORALIE	HARRINGTON, JOHN E	HULL, DONALD M
JAFFE, DEREK J	JORDAN, LISA A	JOSEPH, JACQUELINE J
KANGAS, ERIC R	KULBACKI, ROBERT J	KOSTRZYNSKI, JOHN M
LABIER, GENE F	LEARN, DARRELL R	LECUYER, LAUREN A
LENNOX, DOUGLAS A	MARCHAND-DAVIE, FRANCINE	MCNALLY, JOANNE D
NORMANDIN, ARLENE M	PANARELLO, JOSEPH R	PELLETIER, CHANDLER R

TOWN CLERK'S REPORT

2022 Hillsborough Deaths

PEPPER, KIMBERLY A
POUTRE, ROBERT P
RUBINO, VIRGINIA M
STELLATO, MICHAEL R
STRATTON III, GEORGE L
TIBBETTS, OLIVE M
WALTON, JOHN M
WHITE, GARRETT

PICKARD, SHANNON L
PUTNAM, EDWIN
RYDER, BEVERLY
STEVENS, HELEN I
SWEENEY, LILLA A
VALLERAND, LEO R
WATERS, DIANE I
WHITE-RUTTER, CYNTHIA J

PIERCE, DONNA M
RANDALL, WILFRED
SEYMOUR, DONALD A
STICKNEY, PATRICK
TASKER, EDWARD O
VASSALLO, TAMATHA
WELLS, JACK T
WHITING, LINDA A

Respectfully submitted,
Deborah J. McDonald
Hillsborough Town Clerk

WATER & SEWER COMMISSIONER'S REPORT



On the water side of our operations the commission applied for and received a \$75,000 American Rescue Plan Act Grant from NHDES to prepare an asset management plan of our water supply and treatment systems. Work has begun with Underwood Engineers on that plan, which is expected to be completed by July 2024. The work will include the addition of a Geographic Information System (GIS) for the water system.

On the sewer side of our operations the commission received in April the Wastewater Asset Management Plan (Sewer AMP) prepared by Underwood Engineers. The plan identified \$31.2 million in capital improvements over the next 50 years, with \$14.8 million of that projected in the next 10 years, largely due to pipeline approaching or beyond the end of its useful life.

The estimated \$31.2 million asset management funding over 50 years equates to annual asset management funding of \$625,000 per year. Using \$14.8 million over 10 years equates to annual asset management funding of \$1.48 million. In the opinion of our engineers this did not seem like a realistic goal, so the commission has decided to work toward funding the \$625,000 per year option.

In December the commission received the second part of our long-term asset management planning for the sewer system – the Sewer Rate Study (SRS) and System Development Charge (SDC) Recommendations. The purpose of the SRS and SDC are to help the commission plan for implementing the infrastructure improvements recommended in the Wastewater Asset Management Plan.

Sewer users, with the exception of OSRAM, are billed at a flat per-unit rate, with one unit equated to a single-family dwelling, which pays \$480 per year for sewer services. The NHDES periodically performs Sewer Rate Surveys to compare annual sewer bills of New Hampshire communities. The state's survey is normalized to 197 gallons per day for the average household and Underwood calculated annual sewer bills of nearby communities at this consumption for comparison with Hillsborough's current sewer rates and the state average.

The study showed Hillsborough's sewer rate to be \$286 less than the state average annual sewer bill; \$359 less than the average annual residential sewer bill (197 gallons per day) for the Town of Antrim and \$758 less than the average annual residential sewer bill (197 gallons per day) for the Town of Henniker.

Underwood's recommendations for sewer rates are an immediate 25% increase to bring annual asset management funding to approximately 46% in fiscal year 2023, and another 25% increase in fiscal year 2026 to bring annual asset management funding to approximately 80% of the \$625,000 annual target.

For a future System Development Charge (SDC), Underwood's study recommended utilizing the "Buy-In" method, the goal of which is to charge new or expanding customers a "buy-in" fee to achieve an equity position with existing users. New or expanding customers make an initial one-time payment that will cover their share of the value of the existing infrastructure already paid for by existing users. This method is typically used when the existing system has capacity to service future development.

WATER & SEWER COMMISSIONER'S REPORT



Utilizing a system capacity of 600,000 gallons per day and an asset value of \$4,028,259, Underwood recommended an equity buy-in fee of \$3,020 for each new sewer unit proposed to be added to the existing system.

In addition to examining increases in rates and the implementation of a system development charge, the commission is also beginning the first of what it hopes will be a long line of cooperative road and utility reconstruction projects between the commission and the Board of Selectmen. As part of the Sewer AMP the condition of sewer lines in the community was evaluated and a rating system developed which identified the existing lines most in need of replacement.

Under this cooperative effort, the commission will fund the preparation of plans for the reconstruction of Whittemore Street, including replacement of the aging sewer line, improvements to existing stormwater systems and complete street reconstruction. Sewer lines which have reached the end of their useful life, coupled with basement drains or sump pumps connected to the sewer system, are a major source of infiltration of clean water into our sewer treatment system. This infiltration results in spikes in flow to the wastewater treatment plant, significantly limiting the level of available capacity for new users.

Once the project is designed it is scheduled to be put out to bid in late 2023, early 2024, with construction slated for the summer of 2024. The total project costs will be shared between the commission and the town, with the commission paying for any improvements to water and sewer systems and the town paying for the cost of any stormwater improvements and the actual road reconstruction. The commission and the Board of Selectmen feel this cooperative effort will provide both the water and sewer ratepayers and the taxpayers with the best infrastructure improvement at the lowest overall cost.

The commission wants to thank Chris Seig for his 7 years of service on the commission. Chris brought an extremely high level of knowledge and enthusiasm to the commission and his presence will be greatly missed. In December Dana Clow, a semi-retired civil engineer, was appointed to fill the remainder of Chris's term, and we look forward to Dana sharing his knowledge and experience with us in the future.

As a reminder to residents, while the commission's sewer and water budgets are subject to approval by the voters at the annual town meeting, they are funded entirely through user fees and do not impact the community's tax rate.

As always, we would like to thank our customers for their continued support, and we would also like to take this opportunity to thank our employees – Water and Sewer Administrator Penny Griffin, WWTF operator Paul Dutton, WTF operator Cody Boisvert and WWTF/WTF assistant operator Alex Mellen for their continued efforts on behalf of the commission and the community.

Respectfully submitted,
Peter Mellen, Chairman
Dana Clow
Dave Lewis

OFFICE OF YOUTH SERVICES AND PROJECT GENESIS COMMUNITY YOUTH CENTER

2022 brought about great change and improvement for the Office of Youth Services and Project Genesis as we end the year settling into our new location at 7 School St. We are delighted to bring about welcomed revitalization to a downtown building and fill it with youth and families from the Hillsboro-Deering communities. Afterschool programs have also seen a refresh since hiring our new Project Genesis Supervisor, Samantha Pinsonneault, who plans to begin incorporating a physical and mental health collaborative program through basic fitness and nutrition education options for our youth. Our dedicated Program Assistant, Alyssa Matthews, continues to expand our Juvenile Diversion Prevention Programs within our Cheshire and Hillsborough County catchment area as she celebrates her one-year anniversary with the office. We also welcomed four new interns from our partners over at Franklin Pierce University and New England College from their Criminal Justice and Early Education Departments. We are now looking to add volunteers to our team to work directly with our youth to share a skill, hobby, or personal interest with the next generation!

This year we received a grant from the New Hampshire Youth Empowerment Program through DHHS in the sum of \$112,500 for our work with at-risk youth and families in a community-based setting. This grant allowed us the opportunity to hire a youth center supervisor and create a robust team of staff now trained in crisis response and child victimology---both certifications in high demand across the state of NH. All training and certifications will be completed by the end of this 2-year grant in 2024 and we look forward to the service options and collaborations it will bring to our community.

We continue to have great success with our Life Skills Program and our partnership with Whole Foods is entering into the third year as our main supplier of food for our Free Dinner Program. Biweekly pickups paired with local donations helped us serve **1,413 meals** in 2022! In addition to the Life Skills Program, we continue to offer cooking and baking groups, outdoor education, homework help, resume and job application support, and various other extracurricular activities and peer groups. We are looking forward to bringing in new programs and ideas and welcome our community members to stop by and say hello! Olive, our certified therapy dog, always appreciates new visitors!

I'd like to thank our community and our partners whose support is vital to our success and community outreach efforts:

Community Partners

Grapevine Family & Community
Resource Center
Avenue A Teen Center
Riverbend Community Mental
Health
Monadnock Family Services
Juvenile Diversion Community
Accountability Board

Police Departments

Hillsboro
Deering
Bennington
Antrim
Hancock
Peterborough
Jaffrey
Rindge
New Ipswich
Dublin
Temple/Greenville

Colleges & Universities

New England College
Keene State College
Franklin Pierce University
Colby-Sawyer College

OFFICE OF YOUTH SERVICES AND PROJECT GENESIS COMMUNITY YOUTH CENTER

To conclude this year, we will continue to remain flexible, creative, committed, and supportive of our communities and of our youth and families. This department would like to thank the Town of Hillsborough residents for your continued support and encouragement as we navigate the best way to serve each of you.

Respectfully submitted,
Chelsea Mather
Director of Youth Services



ZONING BOARD OF AJUSTMENT

The Zoning Board of Adjustment is a quasi-judicial body which hears and decides four types of zoning adjustment applications. The four types include Variances, Special Exceptions, Appeals from Administrative Decisions, and Equitable Waivers of Dimensional Requirements. New Hampshire's planning enabling legislation, Revised Statutes Annotated (RSA) 672-677, and the local zoning ordinance and map provide the legal basis for the Board of Adjustment's work.

The ZBA is a five-member board with up to five alternate members. The ZBA members serve three-year terms and are elected by the local legislative body of the Town.

The Zoning Board of Adjustment (ZBA) meets on the second Monday of the month as needed at 7:00 pm at the Hillsborough Town Office (27 School St.).

Board Members

Roger Racette	Chair	Term 2023
Meg Curtis Sauer	Member	Term 2023
Lucy Pivonka	Member	Term 2025
Mark Bodanza	Alternate	Term 2023
John Segedy	Member	Term 2025
Keith Cobbett	Alternate	Term 2024

4/11/2022 – Granted a request for a Special Exception to allow the conversion of a mixed-use property to a Single-Family Dwelling. Property is in the Central Business District at 5 Depot Street (Map 24 Lot 130).

4/11/2022 – Granted a request for a Variance to allow for the construction of two-42 Unit Workforce Multi-Family housing structures. Property is in the Commercial District at 219 West Main Street (Map 110 Lot 170).

4/11/2022 – Granted a request for a Variance to allow for the construction of two 42-unit Workforce Multi-Family housing structures and future commercial development within the existing frontage on the subject property. Property is in the Commercial District at 219 West Main Street (Map 110 Lot 170).

7/18/2022 – Granted a request for a Variance to allow the construction of a 471 square foot apartment in the existing ground level residential space. Property is in the Central Business District at 15 Bridge Street (Map 23 Lot 160).

7/18/2022 – Granted a request for a Special Exception to allow for a 5-dwelling unit in the Central Business District. Property is located at 15 Bridge Street (Map 23 Lot 160).

9/15/2022 – Granted a request for a Variance to build a two-car garage seven feet into the side setback. Property is in the Residential District at 45 Madison Circle (Map 12 Lot 4-7).

10/27/2022 – Denied a request for a Special Exception to allow ground level dwelling units in the Central Business District. Property is located at 2 West Main Street (Map 23 Lot 157).

Town of Hillsborough



2022

Town Meeting Minutes

2022 TOWN MEETING MINUTES

At a legal meeting of the Town of Hillsborough, County of Hillsborough, in said State, inhabitants qualified to vote in Town Affairs of said Town on the 8th of March 2022, at the Hillsboro-Deering Middle School in said Hillsborough, New Hampshire at seven o'clock in the morning, the Moderator called the meeting to order. Article One, the election of officers through Article Three were to be voted on by official ballot at the polls between seven o'clock in the morning through seven o'clock in the evening, Articles Four through Twelve were to be taken up at Hillsboro-Deering Middle School at 7:30 pm.

Article 1: The voters of Hillsborough proceeded to ballot for one Selectman for three years, one Selectman for one year, one Supervisor of the Checklist for six years, one Moderator for two years, two Planning Board members for three years, two Zoning Board of Adjustment members for three years, two Trustees of the Fuller Public Library for three years, one Trustee of the Trust Funds for one year, one Trustee of the Trust Funds for three years, one Water and Sewer Commissioner for three years, one Cemetery Trustee for three years and all other necessary Town Officers or agents for the ensuing year.

Article 2: The Town voted to amend Article III Use Districts section 229:21 Dimensional Standards with the following language.

Original Language

§229-21 Dimensional Standards

Tables 1, 2 and 3 shall govern lot area, frontage, setbacks, coverage and building height in the Town of Hillsborough. Setbacks shall be measured from the edge of the public or private right of way. In the Rural District, Village Residential District, Emerald Lake Village Residential District, Lower Village Residential District, and in the Residential District, lots in existence prior to March 8, 1977, are exempt from the provisions of Tables 1 and 2.

Amended Language

§229-21 Dimensional Standards

Tables 1, 2 and 3 shall govern lot area, frontage, setbacks, coverage and building height in the Town of Hillsborough. Setbacks shall be measured from the edge of the public or private right of way. **Lots in existence prior to March 8, 1977, and newer lots created by the voluntary merger (pursuant to RSA 674:39-a) of lots, all of which were in existence prior to March 8, 1977, shall be exempt from the provisions of Tables 1 and 2.**

Yes 345 No 134

Article 3: The Town voted to add the definition of Electric Vehicle Charging Stations to Article II General Provisions Section 229-6 Definitions and Word Usage and add such Charging Stations to the Table 4 Chart of Uses as a Permitted use in the Commercial and Central Business Districts and by Special Exception in the Village Residential District?

Section 229-6: Electric Vehicle Charging Stations- Shall be as defined and regulated in RSA 236:132-134

Table 4: Electric Vehicle Charging Stations: Permitted-Commercial, Central Business District Special Exception-Village Residential District.

Yes 355 No 140

The 2022 Hillsborough Town Meeting was called to order at 7:30 pm, by Moderator Leigh Bosse at the Hillsboro-Deering Middle School Auditorium. Boy Scouts Noah Welch and Owen Bober from Troop # 73 of Hillsboro, posted the Colors and lead the residents in the in reciting the Pledge of Allegiance. Mr. Bosse asked all Veterans to please stand and thanked them for their service and making it possible for to hold such meetings. Mr. Bosse asked that we remember that we entered into this meeting as friends and neighbors, let us leave as such. A moment of silence as given to remember all the names on page 46 and 47 of the Town Report and any other folks not with us anymore.

The table was introduced by Mr. Bosse, Deborah McDonald Town Clerk/Tax Collector, Iris Campbell, Meleny Nagy, and James C Bailey the Selectman, and Laura Buono the Town Administrator.

Mr. Bosse gave the rules of order for which this meeting would follow. The Moderator than read the results of the Town voting for Article one through three.

Article 4: Moved by Mr. Bailey and seconded by Mrs. Campbell, the Town voted to raise and appropriate the sum of \$8,315,926.00 (Eight Million Three Hundred Fifteen Thousand Nine Hundred Twenty-Six Dollars) as a 2022 Operating Budget. This amount does not include amounts from any other warrant articles. Much discussion on this article, with an amendment presented by Riche` Colcombe to reduce the police budget by \$55,000.00, but the amendment was defeated by hand vote. It was noted that the budget amount was incorrectly printed in the Town Report as \$8,311,926.00 but the correct amount was \$8,315,926.00 as was read by the Moderator. The amount had been adjusted at the budget hearing to add \$4,000.00 for Senior Services.

Article 5: Moved by Mrs. Nagy and seconded by Mr. Bailey, the Town voted to raise and appropriate the sum of \$754,630.00 (Seven Hundred Fifty-Four Thousand Six Hundred Thirty Dollars) for the purpose of operating the Water Department during 2022. Of that sum \$754,630.00 (Seven Hundred Fifty-Four Thousand Six Hundred Thirty Dollars) is to come from Water Department income. No discussion on the article, passed with a hand vote.

Article 6: The article was moved by Mrs. Campbell and seconded by Mrs. Nagy, the Town voted by hand vote to raise and appropriate the sum of \$894,804.00 (Eight Hundred Ninety-Four Thousand Eight Hundred Four Dollars) for the purpose of operating the Sewer Department during 2022. Of that sum \$894,804.00 (Eight Hundred Ninety-Four Thousand Eight Hundred Four Dollars) is to come from Sewer Department income. There was some discussion on this article.

Mr Russell Galpin moved to restrict Article 4 for reconsideration, seconded by Mr. Thomas McClure. After explaining what this meant, the residents voted by hand vote to pass this motion.

Article 7: Moved by Mr. Bailey and seconded by Mrs. Nagy, the Town voted to raise and appropriate the amount of \$600,000.00 (Six Hundred Thousand Dollars) to be deposited in the following already established Capital Reserve Funds:

Highway Department Equipment CRF	\$ 50,000.00
Ambulance CRF	\$ 50,000.00
Municipal Buildings Maintenance, Repairs & Upgrades CRF	\$ 250,000.00
Police Department Equipment CRF	\$ 40,000.00
Fire Department Equipment CRF	\$ 40,000.00
Transfer Station Equipment CRF	\$ 60,000.00
Cemetery Maintenance & Repair CRF	\$ 10,000.00
Bridge Repair CRF	\$ 50,000.00
Parks CRF	\$ 50,000.00

Of this amount, \$600,000.00 (Six Hundred Thousand Dollars) is to come from the Undesignated Fund Balance.

No discussion and the article passed with a hand vote.

Article 8: Moved by Mrs. Campbell and seconded by Mr. Bailey, the Town voted to raise and appropriate the non-lapsing sum of \$350,000.00 (Three Hundred Fifty Thousand Dollars) for the purpose of road work. This article is to be non-lapsing until December 31, 2023. After some discussion, the article passed by hand vote.

Mr. Bosse asked Mr. Ernest Butler to come forward, and acknowledged how Ernie had taking over for Bill Goss, retired Road Agent. He thanked him and spoke of the great job he was doing. Ernie said it was the work of his crew that kept the job going so well. Residents applauded Ernie and the crew.

Article 9: Moved by Mrs. Nagy and seconded by Mrs. Campbell, the Town voted to raise and appropriate the non-lapsing sum of \$31,744.00 (Thirty-One Thousand Seven Hundred Forty-Four Thousand Dollars) for the purpose of annual charges associated with the use of Police Department Body Cameras. Of that sum, \$31,744.00 (Thirty-One Thousand Seven Hundred Forty-Four Thousand Dollars) to come from the Unreserved Fund Balance. This article is to be non-lapsing until December 31, 2023 . After some questions, about the use of cameras and how well they worked and helped, the article passed with hand count.

Article 10: Moved by Mr. Bailey and seconded by Mrs. Campbell, the Town voted to raise and appropriate the sum of \$763,631.00 (Seven Hundred Sixty-Three Thousand Six-Hundred Thirty-One Dollars) for the purpose of drainage work associated with the ongoing West Main Street Sidewalk Project. Of that sum, \$610,905.00 (Six Hundred Ten Thousand Nine Hundred Five Dollars) is to come from a Transportation Alternatives Program Grant and \$152,726.00 (One Hundred Fifty-Two Thousand Seven Hundred Twenty-Six Dollars) from taxation. After much discussion on the article, it passed with a hand vote.

Article 11: Moved by Mrs. Campbell and seconded by Mr. Bailey, the Town voted to raise and appropriate the sum of \$172,000.00 (One Hundred Seventy-Two Thousand Dollars) for the purpose of replacing the red listed bridge on Cooledge Road. The article passed with a hand vote, after some discussion.

Mr. Jonathan Daly moved and Mrs. Riche` Colcombe seconded the motion to introduce a new motion. Mr. John Segedy made a motion to have the Town vote to eliminate the Police Department revolving fund, seconded by Mr. McClure, after much discussion, the Town defeated the motion by hand vote.

Article 12: To transact any other business that may legally come before the meeting.

Mr. Bailey moved and Mrs. Campbell seconded, to adjourn the meeting at 8:45 pm. Passed by voice vote.

A True Copy of Attest:

Deborah J McDonald
Hillsborough Town Clerk

2022 TOWN MEETING MINUTES

(Results of Article 1: voted on at the polls)

Selectman for Three Years:

David N Fullerton 18
Meleny Nagy 355

Selectman for One Year:

Iris Campbell 476

Supervisor of the Checklist for Six Years:

Joyce S Bosse 450

Moderator for Two Years:

Eric Ivanov 434

Planning Board for Three Years (Two Positions):

Adam Charrette 327
Steve Livingston 412

Zoning Board of Adjustment for Three Years (Two Positions):

Lucy Pivonka 284
John Segedy 280
Meg Curtis-Sauer 255

Trustee of Fuller Public Library (Two Positions) :

Helen Cole 387
Melinda Gehris 351

Trustee of Trust Funds for One Year:

Lori Adams 445

Trustee of Trust Funds for Three Years:

Judy Ann Watkins 440

Water and Sewer Commissioner for Three Years:

Chris Sieg 455

Cemetery Trustee for Three Years

Iris Campbell 477

SCHOOL OFFICIALS: (These results are Hillsborough only. Deering results are not included):

School Board Members at Large for Three Years (Two Positions):

Michael F Kenney 141
Danielle Pelletier 72
Michael Luciano 136
Richard Pelletier 162

School Board Member from Deering for Three Years:

Chris Bober 280
Betsy Harrington 203

Moderator for One Year:

John Segedy 422

A True Copy of Attest
Deborah J McDonald
Hillsborough Town Clerk

Town of Hillsborough



Town Warrant

TOWN WARRANT
For the Town of Hillsborough
The State of New Hampshire

TUESDAY, MARCH 14, 2023

HILLSBORO-DEERING MIDDLE SCHOOL AND HILLSBORO-DEERING HIGH SCHOOL

TO THE INHABITANTS OF THE TOWN OF HILLSBOROUGH, IN THE COUNTY OF
HILLSBOROUGH, IN SAID STATE, QUALIFIED TO VOTE IN TOWN AFFAIRS:

You are hereby notified to meet at the Hillsboro-Deering Middle School in said Hillsborough, NH on Tuesday, March 14, 2023 at seven o'clock in the morning. Balloting on Article One, election of officers through Article Fifteen will take place between seven o'clock in the morning through seven o'clock in the evening. Articles Sixteen through Thirty-Three will be taken up at Hillsboro-Deering Middle School at 7:30 P.M.

Article 1

To choose Town Officers for the ensuing year.

Article 2

Shall the Town vote to add the definition of Construction Services to Article II General Provisions section 226-6 and add such Construction Services to the Table 4 Chart of Uses as a permitted use in the Commercial Zone and permitted by Special Exception in the Rural Zone.

Construction Services: Any of the activities commonly referred to as construction and shall include without limiting thereby, building, plumbing, heating, roofing, interior remodeling and/or excavation as defined in RSA 155-E.

Article 3

Shall the Town vote to add the definition of Contractor's Storage Yard to Article II General Provisions section 226-6 and add such Contractor's Storage Yard to the Table 4 Chart of Uses as a permitted use in the Commercial Zone and permitted by Special Exception in the Rural Zone.

Contractor's Storage Yard: An area of outdoor open storage for materials used for construction and for construction equipment. The materials and equipment are typically employed in the course of the contractor's business or may be available for sale or rent.

Article 4

Shall the Town vote to add the definition of Entertainment Establishment to Article II General Provisions section 226-6 and add such Entertainment Establishment to the Table 4 Chart of Uses as a permitted use in the Commercial Zone and Central Business District.

Entertainment Establishment-Any establishment (indoors or outdoors) where entertainment, either passive or active, is provided for the pleasure of the patrons, either independent or in conjunction with any other use. Such entertainment includes but is not limited to vocal and instrumental music, dancing, karaoke, comedy, and acting. This does not include any of the uses defined in Article XI Sexually Oriented Businesses.

Article 5

Shall the Town vote to add the definition of Entertainment, Live to Article II General Provisions section 226-6 and add such Entertainment, Live to the Table 4 Chart of Uses as a permitted use in the Commercial Zone and Central Business District.

Entertainment, Live-A musical, theatrical, dance, cabaret, or comedy act performed by one or more persons. Live Entertainment does not include any of the uses defined in Article XI Sexually Oriented Businesses.

Article 6

Shall the Town vote to add the definition of Event Venue to Article II General Provisions section 226-6 and add such Event Venue to the Table 4 Chart of Uses as a permitted use in the Commercial Zone, Central Business District and permitted by Special Exception in the Rural Zone.

Event Venue: A commercial site that accommodates the gathering of groups and/or individuals to host recurrent events such as wedding (s), business meeting (s), or any other commercial events. Such events are allowed to be conducted indoors or outdoors within or around the primary and/or accessory buildings or structures on a property.

Article 7

Shall the Town vote to add the definition of Manufacturing to Article II General Provisions section 226-6 and add such Manufacturing to the Table 4 Chart of Uses as a permitted use in the Commercial Zone.

Manufacturing-The commercial, mechanical, or chemical transformation of materials or substances into new products, including the assembling of component parts, the creation of products, and the blending of materials including but not limited to oils, plastics, and resins.

Article 8

Shall the Town vote to add the definition of Pet Grooming to Article II General Provisions section 226-6 and add such Pet Grooming to the Table 4 Chart of Uses as a permitted use in the Commercial Zone, Central Business District, Rural Zone and permitted by Special Exception in the Residential Zone.

Pet Grooming The grooming of a domestic animal, including bathing, cutting of hair, trimming of nails, and other services generally associated with the act of grooming but shall exclude veterinary services, breeding, boarding, and overnight accommodation.

Article 9

Shall the Town vote to add the definition of Commercial Hydroponics Facility to Article II General Provisions section 226-6 and add such Commercial Hydroponics Facility to the Table 4 Chart of Uses as a permitted use in the Commercial Zone.

Commercial Hydroponics Facility-A commercial facility that houses the cultivation of plants by placing the roots in liquid nutrient solutions rather than in soil. This definition will not limit the use of hydroponics conducted on a farm or agricultural operation as defined in RSA 21:34-a II

Article 10

Shall the Town vote to amend the Table 4 Chart of Uses, Residential Uses Note number 2, to Divide note number 2 under Residential Uses in the Central Business District into two separate notes. Note number 2 will state that Dwellings at street level require a Special Exception. New note number 3 will reduce the minimum floor area of any dwelling unit from 600 square feet to 300 square feet for a one-bedroom dwelling unit. Units two bedrooms or more require an additional 120 sq. ft. per additional bedroom.”

Article 11

Shall the Town vote to amend the Table 4 Chart of Uses to add Residential Solar Energy Systems permitted on any residential structure, and Commercial Solar Collection Systems permitted in the Commercial Zone and Residential Zone.

Article 12

Shall the Town vote to amend the definition of Light Industry in Article II General Provisions section 226-6 to remove the requirement allowing no more than 30 employees and adding the language “outside the enclosed building”.

LIGHT INDUSTRY-- An activity primarily concerned with the enclosed manufacturing, processing or warehousing of goods that causes no traffic congestion, undue noise, vibration, odor or other nuisance outside the enclosed building, and poses no hazard to public health or safety.

Article 13

Shall the Town vote to amend Article III General Provisions section 229-12 to add Conditional Use Permits to the Zoning Ordinance.

Article 14

To see if the town will vote to amend the language of Article IX Administration and Enforcement 229-59 H.

From:

A building permit for a building, structure, alteration or proposed land use or otherwise shall become void if the work is not substantially started and completed with all reasonable due diligence within 2 years.

To:

A building permit for a building, structure, alteration or proposed land use or otherwise shall become void if the work is not started and substantially completed with all reasonable due diligence within 1 year.

Article 15

To see if the town will vote to adopt a new Article XX Dark Skies Ordinance and the associated Dark Skies Lighting Levels Map as published in the 2022 Town Report and on the Town website.

Article 16

Shall the Town raise and appropriate the sum of \$8,671,606.00 (Eight Million Six Hundred Seventy-One Thousand Six Hundred Six Dollars) as a 2023 Operating Budget? This amount does not include amounts from any other warrant articles. (Recommended by the Board of Selectmen). (Majority vote required)

Article 17

Shall the Town raise and appropriate the sum of \$852,360.00 (Eight Hundred Fifty-Two Thousand Three Hundred Sixty Dollars) for the purpose of operating the Water Department during 2023? Of that sum, \$100,000.00 (One Hundred Thousand Dollars) to come from Water Department Surplus and \$752,360.00 (Seven Hundred Fifty-Two Thousand Three Hundred Sixty Dollars) is to come from Water Department income. (Recommended by the Board of Selectmen) (Majority vote required)

Article 18

Shall the Town raise and appropriate the sum of \$1,063,694.00 (One Million Sixty-Three Thousand Six Hundred Ninety-Four Dollars) for the purpose of operating the Sewer Department during 2023? Of that sum \$1,063,694.00 (One Million Sixty-Three Thousand Six Hundred Ninety-Four Dollars) is to come from Sewer Department income. (Recommended by the Board of Selectmen). (Majority vote required)

Article 19

Shall the Town raise and appropriate the amount of \$425,000.00 (Four Hundred Twenty-Five Thousand Dollars) to be deposited in the following already established Capital Reserve Funds:

Highway Department Equipment CRF	\$ 30,000.00
Ambulance CRF	\$ 100,000.00
Municipal Buildings Maintenance, Repairs & Upgrades CRF	\$ 100,000.00
Cemetery Maintenance & Repair CRF	\$ 10,000.00
Library Building CRF	\$ 50,000.00
Parks CRF	\$ 50,000.00
Sidewalks CRF	\$ 25,000.00
Transfer Station Equipment CRF	\$ 60,000.00

Of that sum, \$300,000.00 (Three Hundred Thousand Dollars) is to come from the Undesignated Fund Balance and \$125,000.00 (One Hundred Twenty-Five Thousand Dollars) is to come from taxation. (Recommended by the Board of Selectmen). (Majority vote required)

Article 20

Shall the Town raise and appropriate the non-lapsing sum of \$350,000.00 (Three Hundred Fifty Thousand Dollars) for the purpose of road work? Of this amount, \$153,194.00 (One Hundred Fifty-Three Thousand One Hundred Ninety-Four Dollars) is to come from the Undesignated Fund Balance and \$196,806.00 (One Hundred Ninety-Six Thousand Eight Hundred Six Dollars) from taxation. This article is to be non-lapsing until December 31, 2024 (Recommended by the Board of Selectmen). (Majority vote required)

Article 21

Shall the Town raise the appropriate the amount non-lapsing sum of \$136,450.00 (One Hundred Thirty-Six Thousand Four Hundred-Fifty Dollars) for the purpose of purchasing a trash trailer for the Transfer Station? Of this amount, \$136,450.00 (One Hundred Thirty-Six Thousand Four Hundred-Fifty Dollars) to come from the Undesignated Fund Balance. This article is to be non-lapsing until December 31, 2024. (Recommended by the Board of Selectmen). (Majority vote required)

Article 22

Shall the Town vote to raise and appropriate the amount of \$273,000.00 (Two Hundred Seventy-three Thousand Dollars) for the purpose of the East Washington Road Bridge Repair? Of that sum, \$212,658.00 (Two Hundred Twelve Thousand Six Hundred Fifty-eight Dollars) is to come from the Undesignated Fund Balance and \$60,342.00 (Sixty Thousand Three Hundred Forty-two Dollars) from taxation. (Recommended by the Board of Selectmen). (Majority vote required)

Article 23

Shall the Town vote to authorize the Selectmen to enter into a 5-year lease purchase agreement containing a non-appropriation clause, in the amount of \$270,775.00 (Two Hundred Seventy Thousand Seven Hundred Seventy-five Dollars) for the purpose of purchasing new Highway Department Truck and to raise and appropriate the sum of \$60,000.00 (Sixty Thousand Dollars) for the first year's payment for that purpose? (Recommended by the Board of Selectmen). (Majority vote required)

Article 24

Shall the Town vote to establish a Capital Reserve Fund for the purpose of Employee Health and Wellness, and to raise and appropriate the sum of \$35,000.00 (Thirty-five Thousand Dollars) to deposit in such fund and to name the Board of Selectmen as agents to expend? Of that sum, \$35,000.00 (Thirty-five Thousand Dollars) is to come from the Undesignated Fund Balance. (Recommended by the Board of Selectmen). (Majority vote required)

Article 25

Shall the Town vote to establish a Capital Reserve Fund for the purpose of Computer and Software Upgrades, and to raise and appropriate the sum of \$50,000.00 (Fifty Thousand Dollars) to deposit in such fund and to name the Board of Selectmen as agents to expend? Of that sum, \$50,000.00 (Fifty Thousand Dollars) is to come from the Undesignated Fund Balance. (Recommended by the Board of Selectmen). (Majority vote required).

Article 26

Shall the Town vote to adopt the provisions of RSA 41:26-E to change the Town Treasurer from an elected position to an appointed position? (Recommended by the Board of Selectmen). (Majority vote required).

Article 27

Shall the Town vote to readopt the provisions of 72:28-b, in accordance with RSA 72:27-a, previously adopted for an All Veterans' Tax Credit, [2017 Adopted RSA 72:28-b All Veteran's Tax Credit \$500 (Article 22)], at \$500.00 per year? If readopted and approved, this article shall take effect for the April 1, 2023 tax year. (Recommended by the Board of Selectmen). (Majority vote required).

Article 28

Shall the Town vote to readopt the provisions of RSA 72:28, II, in accordance with RSA 72:27-a, for an Optional Veterans' Tax Credit at \$500.00 per year. If readopted and approved, this article shall take effect for the April 1, 2023 tax year. (Recommended by the Board of Selectmen). (Majority vote required).

Article 29

Shall the Town vote to accept Old Mill Farm Road, a private road, which measures 1,323.91 feet along the centerline from Beard Road to its termination in a cul-de-sac. This approval is contingent upon final inspection by the Road Agent and Board of Selectmen. (Recommended by the Board of Selectmen) (Majority vote required)

Article 30

Shall the Town vote to accept Minot Road, a private road, which measures 659.59 feet along the centerline from Beard Road to Old Mill Farm Road. This approval is contingent upon final inspection by the Road Agent and Board of Selectmen. (Recommended by the Board of Selectmen) (Majority vote required)

Article 31

Shall the Town of Hillsborough raise and appropriate a sum not to exceed \$75,000.00 (Seventy-five Thousand Dollars) for the purpose of purchasing the property of 22 Henniker Street for the purpose of constructing a municipal parking lot to be available for the public use? (By Petition) (Not Recommended by the Board of Selectmen) (Majority vote required)

Article 32

If Article #3 Operating Budget of the Hillsboro-Deering School District 2023 Warrant is defeated, shall the voters of the Town of Hillsborough require the Select Board and Hillsborough Police Department to contract the services of a School Resource Officer at the expense of the Hillsboro-Deering School District and not at the expense of the Town of Hillsborough’s Budget? Said contract shall be for no less than the full cost of labor and benefits for the hours contracted by the Hillsboro-Deering School District. (By Petition) (Majority vote required)

Article 33

To transact any other business that may legally come before the meeting.

Given under our hands and seal this 7th day of February in the year of our Lord Two Thousand Twenty-Three.

Hillsborough Board of Selectmen

James C. Bailey III, Chairman

Iris R. Campbell, Selectwoman

Richard Pelletier, Selectman

Town of Hillsborough



Town Budgets & Financial Records

TOWN OF HILLSBOROUGH BUDGET

DEPARTMENT	2022 Budget	2022 Expended	2023 Proposed	\$ Diff.	% Diff.
Administration	\$ 465,645	\$ 465,008	\$ 491,048	\$ 25,403	
Animal Control	\$ 5,814	\$ 4,671	\$ 6,165	\$ 351	
Audit	\$ 21,000	\$ 20,750	\$ 21,500	\$ 500	
Building Inspector	\$ 88,944	\$ 90,401	\$ 95,851	\$ 6,907	
Cemeteries	\$ 29,075	\$ 28,394	\$ 29,925	\$ 850	
Conservation Commission	\$ 5,112	\$ 5,112	\$ 15,231	\$ 10,119	
Debt Expense	\$ 86,306	\$ 83,648	\$ 82,500	\$ (3,806)	
Dispatch	\$ 586,344	\$ 577,404	\$ 621,033	\$ 34,689	
Elections	\$ 9,811	\$ 11,695	\$ 6,128	\$ (3,683)	
Emergency Management	\$ 9,900	\$ 8,090	\$ 10,740	\$ 840	
Fire Department	\$ 795,040	\$ 776,200	\$ 827,326	\$ 32,286	
Forest Fire	\$ 4,300	\$ 1,823	\$ 4,256	\$ (44)	
General Government Buildings	\$ 93,534	\$ 86,597	\$ 113,883	\$ 20,349	
Health Agencies	\$ 4,000	\$ 4,000	\$ 4,000	\$ -	
Highway Department	\$1,341,493	\$ 1,338,920	\$ 1,413,930	\$ 72,437	
Insurance	\$ 117,501	\$ 115,121	\$ 117,740	\$ 239	
Legal	\$ 8,500	\$ 7,130	\$ 16,000	\$ 7,500	
Library (Incl. Building Expenses)	\$ 265,598	\$ 265,350	\$ 280,544	\$ 14,946	
Land Use & Economic Development	\$ 142,716	\$ 144,250	\$ 149,794	\$ 7,078	
Parks	\$ 91,565	\$ 97,432	\$ 107,193	\$ 15,628	
Patriotic Purposes	\$ 17,630	\$ 16,947	\$ 17,630	\$ -	
Police Dept. (Incl. Building Expenses)	\$2,599,420	\$ 2,577,490	\$ 2,731,573	\$132,153	
Recreation (Manahan)	\$ 102,091	\$ 78,859	\$ 94,006	\$ (8,085)	
Revaluation	\$ 73,500	\$ 63,383	\$ 73,500	\$ -	
Other Culture & Recr. (Senior/ Concerts)	\$ 17,500	\$ 16,220	\$ 17,500	\$ -	
Street Lighting	\$ 59,000	\$ 36,486	\$ 45,000	\$ (14,000)	
Tax Map (Other Gen. Govt.)	\$ 4,103	\$ 4,171	\$ 4,103	\$ -	
Town Clerk/Tax Collector	\$ 203,527	\$ 196,200	\$ 214,113	\$ 10,586	
Transfer Station	\$ 667,038	\$ 596,270	\$ 665,046	\$ (1,992)	
Welfare (General Assistance)	\$ 118,372	\$ 76,114	\$ 114,276	\$ (4,096)	
Youth Services (Incl Bldg. Exp.)	\$ 281,549	\$ 279,165	\$ 280,072	\$ (1,477)	
TOTAL OPERATING BUDGET	\$8,315,928	\$ 8,073,301	\$ 8,671,606	\$355,678	4%

TOWN OF HILLSBOROUGH BUDGET

WARRANT ARTICLES (Capital Outlay)	2022	2023	\$ Diff.	% Diff.
Ambulance CRF	\$ 50,000.00	\$ 100,000.00	\$ 50,000.00	
Bridge Repair CRF	\$ 50,000.00	\$ -	\$ (50,000.00)	
Bridge Replacement	\$ 172,000.00	\$ 273,000.00	\$ 101,000.00	
Cemetery Maint. & Repairs CRF	\$ 10,000.00	\$ 10,000.00	\$ -	
Employee Health & Wellness CRF	\$ -	\$ 35,000.00	\$ 35,000.00	
Fire Department Equipment CRF	\$ 40,000.00	\$ -	\$ (40,000.00)	
Govt. Building/Maintenance/Repair CRF	\$ 250,000.00	\$ 100,000.00	\$ (150,000.00)	
Highway Department Equipment CRF	\$ 50,000.00	\$ 30,000.00	\$ (20,000.00)	
Highway Department Truck Lease	\$ -	\$ 60,000.00	\$ 60,000.00	
Library Building CRF	\$ -	\$ 50,000.00	\$ 50,000.00	
Parks Maintenance & Repairs CRF	\$ 50,000.00	\$ 50,000.00	\$ -	
Police Body Cameras	\$ 31,744.00	\$ -	\$ (31,744.00)	
Police Department Equipment CRF	\$ 40,000.00	\$ -	\$ (40,000.00)	
Road Construction	\$ 350,000.00	\$ 350,000.00	\$ -	
Sidewalk Project	\$ 152,727.00	\$ -	\$ (152,727.00)	
Sidewalks CRF	\$ -	\$ 25,000.00	\$ 25,000.00	
Software/Computer CRF	\$ -	\$ 50,000.00	\$ 50,000.00	
Transfer Station Equipment CRF	\$ 60,000.00	\$ 60,000.00	\$ -	
Transfer Station Trailers	\$ -	\$ 136,450.00	\$ 136,450.00	
Total Capital Outlay	\$ 1,306,471.00	\$ 1,329,450.00	\$ 22,979.00	
Less Offsetting Revenue **	\$ 631,744.00	\$ 887,302.00	\$ -	
Net Capital Outlay	\$ 674,727.00	\$ 442,148.00	\$ (232,579.00)	
Total Operating/Capital Budgets	\$ 8,990,655.00	\$ 9,113,754.00	\$ 123,099.00	1.37%

Offsetting Revenues \$887,302.00	Trailers	Road Work	Bridge	CRF Article
	\$136,450	\$153,194	\$212,658	\$300,000
	Employee Health/ Wellness	Software/ Com- puters		
	\$35,000	\$50,000		

DEBT SCHEDULE THROUGH 2027

Long Term Debt	Year	2020	2021	2022	2023	2024	2025	2026	2027
Water Filtration	Balance	\$422,000	\$374,000	\$280,000	\$187,000	\$94,000			
RDC-EXP 2024	Principal	\$95,000	\$94,000	\$93,000	\$93,000	\$94,000			
NHMBB - 12C	Interest	\$20,620	\$16,585	\$12,380	\$8,175	\$2,350			
Interest Refund				(\$3,540)	(\$6,580)	(\$2,041)			
Water Dept.		\$77,080	\$73,723	\$67,893	\$63,063	\$62,873			
Town		\$38,540	\$36,862	\$33,947	\$31,532	\$31,436			
Total Payment		\$115,620	\$110,585	\$101,840	\$94,595	\$94,309			
Advest. Nov. 2004 Bond	Balance	\$557,505	\$437,379	\$321,253	\$209,127	\$101,001			
Issue	Principal	\$100,000	\$100,000	\$100,000	\$100,000	\$97,000			
Bank of New York	Interest	\$20,126	\$16,126	\$12,126	\$8,126	\$4,001			
Total Payment		\$120,126	\$116,126	\$112,126	\$108,126	\$101,001			
Water Main	Balance	\$480,157	\$376,824	\$276,931	\$180,478	\$87,465			
Bank of New York	Principal	\$86,000	\$86,000	\$86,000	\$86,000	\$84,000			
	Interest	\$17,333	\$13,893	\$10,453	\$7,013	\$3,465			
Total Payment		\$103,333	\$99,893	\$96,453	\$93,013	\$87,465			
Fire Station Addition	Balance	\$77,352	\$60,558	\$44,324	\$28,650	\$13,536			
Bank of New York	Principal	\$14,000	\$14,000	\$14,000	\$14,000	\$13,000			
	Interest	\$2,794	\$2,234	\$1,674	\$1,114	\$536			
Total Payment		\$16,794	\$16,234	\$15,674	\$15,114	\$13,536			
2010 Smith House	Balance	\$197,574	\$169,858	\$141,203	\$111,595	\$81,002	\$49,397	\$16,735	
Loan #6000738498	Principal	\$27,716	\$28,655	\$29,608	\$30,593	\$31,605	\$32,663	\$16,735	
Lake Sunapee Bank	Interest	\$6,312	\$5,373	\$4,420	\$3,435	\$2,423	\$1,365		
Total Payment		\$34,028	\$34,028	\$34,028	\$34,028	\$34,028	\$34,028	\$16,735	

DEBT SCHEDULE THROUGH 2027

Long Term Debt	Year	2020	2021	2022	2023	2024	2025	2026	2027
Loon Pond ARRA Loan	Balance	\$13,373							
Project #1141010-01	Principal	\$13,373							
NHDES	Interest	\$239							
Total Payment		\$13,612							
Bible Hill ARRA Loan	Balance	\$74,656	\$69,426	\$64,035	\$58,476	\$52,744	\$46,834	\$40,741	\$34,459
Project #1141010-02	Principal	\$5,229	\$5,392	\$5,559	\$5,732	\$5,910	\$6,093	\$6,282	\$6,477
NHDES	Interest	\$2,317	\$2,155	\$1,988	\$1,815	\$1,637	\$1,454	\$1,265	\$1,070
Total Payment		\$7,546	\$7,547	\$7,547	\$7,547	\$7,547	\$7,547	\$7,547	\$7,547
Screw Pump Replacement	Balance	\$270,585	\$217,252	\$163,919	\$110,585	\$57,252	\$3,973		
Loan #6000746040	Principal	\$53,334	\$53,334	\$53,334	\$53,334	\$53,334	\$3,919		
Lake Sunapee Bank	Interest	\$7,085	\$5,604	\$4,144	\$2,678	\$1,212	\$54		
Total Payment		\$60,419	\$58,938	\$57,478	\$56,012	\$54,546	\$3,973		
UVARRA Loan	Balance	\$707,615	\$664,975	\$621,985	\$578,649	\$534,970	\$490,953	\$446,602	\$401,922
Project #1141010-03	Principal	\$23,905	\$25,168	\$26,459	\$27,781	\$29,132	\$30,515	\$31,930	\$33,378
NHDES	Forgiven	\$10,966	\$10,966	\$10,966	\$10,966	\$10,966	\$10,966	\$10,966	\$10,966
	Interest	\$18,735	\$17,822	\$16,877	\$15,898	\$14,885	\$13,836	\$12,750	\$11,628
Total Payment		\$42,640	\$42,990	\$43,336	\$43,679	\$44,017	\$44,351	\$44,680	\$45,006
Tax Exempt Leasing Corp.	Balance	\$215,349.04	\$161,511.78	\$107,674.52	\$53,837.26	(\$0.00)			
Schedule #5	Principal	\$46,304.61	\$48,082.71	\$49,929.08	\$51,846.34				
2019 Highway Loader	Interest	\$7,532.65	\$5,754.55	\$3,908.18	\$1,990.92				
Total Payment		\$53,837.26	\$53,837.26	\$53,837.26	\$53,837.26				

FINANCIAL REPORT

December 31, 2022

This is to certify that the information contained in this report was taken from official records and is correct to the best of our knowledge.

February 7, 2023

James C. Bailey, III; Iris R. Campbell; Richard F. Pelletier

Selectboard of Hillsborough, NH

General Fund	Assets	
Checking - Bar Harbor Bank & Trust	2,552,048.95	
NH Public Deposit Investment Pool	26,750.43	
TD Bank-Municipal Money Market	38,468.66	
Petty Cash	600.00	
Payroll Checking - Bar Harbor Bank & Trust	79,502.26	
Total Cash		\$2,697,370.30
Taxes		
Property Taxes Receivable	6,036,697.42	
Unredeemed Receivable	1,306,836.67	
Land Use Change Tax	12,000.00	
Yield Tax Receivable	312.14	
Water Receivable	35,895.44	
Sewer Receivable	42,052.88	
Allowance For Uncollectible & Elderly Lien	-464,000.00	
Total Tax Receivable		\$6,969,794.55
Due From Others		
Due From Deering	26,029.90	
Due From Trust Fund - FD Equip CRF	13,472.00	
Due From Other Funds	2,380.05	
Due From Manahan Trust	9,649.04	
Due From Water Fund	8,189.85	
Due From Sewer Fund	6,101.29	
Due From Rescue Billing Services	115,714.78	
Total Due From Others		\$181,536.91
Other Assets		
Pre-Paid Expenses & Other Assets	451,532.81	
Total Other Assets		\$451,532.81
Total Assets		\$10,300,234.57

FINANCIAL REPORT

December 31, 2022

Accounts Payable	Liabilities	
Accounts Payable	1,082,008.17	
Insurance - Colonial	-64.83	
Employees Share Health Insurance	-463.33	
Insurance - Aflac	-57.06	
Accrued Salaries & Benefits	94,116.36	
Employee Vol Dental Payable	-22.12	
Emerald Lake Water Payable	218,887.42	
Emerald Lake Water Interest Payable	773.13	
Emerald Lake District Payable	180,041.81	
Franklin Pierce Restoration	88.43	
Historic Dist. Building Donations	252.30	
Local Education Tax Payable	3,999,910.53	
State Education Tax Payable	351,145.60	
Yield Tax Bond Payable	1,320.00	
Excavation Tax Bond Payable	440.00	
Total Accounts Payable		\$5,928,376.41
Due To		
Due to Conservation Fund	6,316.47	
Due To Capital Projects Non-lapsing	29,438.31	
Total Due To		\$35,754.78
Other Liabilities		
Tax Collector Overage/Shortage	3,003.43	
Restitution Payable	-1,040.00	
Butler Park Renovations	343.92	
Credit Memos	795.38	
Deferred Revenue	36,188.42	
Deferred Revenue - Grants	314,173.63	
2006 DAR Collection	41.00	
Encumbrances	59,576.00	
Total Other Liabilities/Encumbrances		\$413,081.78
Total Liabilities		\$6,377,212.97
Total Fund Balance		\$3,923,021.60
Total Liabilities & Fund Balance		\$10,300,234.57

FINANCIAL REPORT

December 31, 2022

This is to certify that the information contained in this report was taken from official records and is correct to the best of our knowledge.

Conservation Commission		
Assets		
Cash-NHPDIP Investment Account	189,450.95	
Due From General Fund	6,316.47	
Total Assets		\$195,767.42
Liabilities		
Due to General Fund		
Undesignated Equity		\$195,767.42

2022 DETAILED STATEMENT OF EXPENSES

Executive

TO - Contracted Services	1,883.13
TO - Selectmen - Payroll	10,333.35
TO - Selectmen - FICA	640.67
TO - Selectmen - Medicare	149.83
TO - Advertisement	200.00
TO - Box Rent - Postal	100.00
TO - Computer Syst. & Support	39,998.94
TO - Town Clock Repairs	0.00
TO - Equipment Rental	1,705.20
TO - Equipment Repair	2,530.00
TO - Health Insurance	47,273.88
TO - Dental Insurance	2,590.50
TO - Longevity	1,900.00
TO - Mileage	45.50
TO - Misc. Expense	1,377.75
TO - Office Equipment	0.00
TO - Office Supplies	3,834.95
TO - Payroll	287,077.62
TO - Payroll O.T.	16.67
TO - Postage	2,496.82
TO - Printing Costs	1,552.00
TO - Professional dues	5,953.00
TO - Registry Copies	113.87
TO - FICA	18,117.31
TO - Medicare	4,236.90
TO - Telephone	9,216.50
TO - Meetings/Training Costs	3,416.82
TO - Retirement	18,246.96
Executive Totals	<u>465,008.17</u>

Elections

Elect - Advertising	300.00
Elect - Ballot Clerk/Moderator	660.00
Elect - Computer Software Support	1,375.00
Elect - Booth Set Up	450.00
Elect - Election Meals	1,454.92
Elect - Equipment Purchased	0.00
Elect - Miscellaneous	63.75
Elect - Office Supplies	111.97
Elect - Payroll	3,357.50

2022 DETAILED STATEMENT OF EXPENSES

Elect - Postage	63.80
Elect - Printing Costs	3,600.65
Elect - FICA	208.18
Elect - Medicare	48.68
Election Totals	<u>11,694.45</u>

Financial Administration

Audit - Prof. Services	<u>20,750.00</u>
------------------------	-------------------------

Town Clerk/Tax Collector

TC/TC - Postal Box Rental	170.00
TC/TC - Data Processing	2,893.20
TC/TC - Equipment Repair	0.00
TC/TC - Health Insurance	26,220.72
TC/TC - Dental Insurance	1,562.52
TC/TC - Longevity	3,000.00
TC/TC - Mileage	581.07
TC/TC - Miscellaneous	152.00
TC/TC - Office Equipment	0.00
TC/TC - Office Supplies	1,870.28
TC/TC - Payroll	119,043.37
TC/TC - Overtime	73.14
TC/TC - Postage	3,110.63
TC/TC - Printing Costs	4,128.94
TC/TC - Professional Dues	80.00
TC/TC - Record Maintenance	2,500.00
TC/TC - Registry Expense	1,249.73
TC/TC - FICA	7,562.53
TC/TC - Medicare	1,768.75
TC/TC - Training Costs	713.00
TC/TC - Retirement	8,476.93
TC/TC - Tax Lien Expense	11,042.74
Town Clerk/Tax Collector Totals	<u>196,199.55</u>

Revaluation

Revaluation Appropriation	<u>63,382.50</u>
Total Revaluation	<u>63,382.50</u>

Legal

Legal Fees	6,850.05
Legal - Union Negotiations	280.00
Total Legal	<u>7,130.05</u>

2022 DETAILED STATEMENT OF EXPENSES

Land Use & Economic Development

Advertisement	1,385.00
Contract Services	0.00
Legal Expense	7,940.95
Office Equipment and Supplies	424.47
Postage	2,062.08
Printing	266.70
Training	690.00
Computer	0.00
Publications	339.82
Membership and Dues	7,127.00
Mileage	104.01
Telephone	300.00
Miscellaneous	250.00
Economic Development	0.00
Community Marketing and Branding	0.00
Esri GIS Mapping	3,640.00
Registry of Deeds	78.52
CNHRPC Gateway Project	3,750.00
CNHRPC CIP Report	0.00
Longevity	650.00
Payroll	78,415.70
FICA	4,894.40
Medicare	1,144.71
Retirement	5,480.20
Health Insurance	23,502.96
Dental Insurance	1,802.94
Land Use & Economic Development	<u>144,249.46</u>

General Government Buildings

Comm. Bldg - Contracted Services	4,300.00
Comm. Bldg - Maintenance & Upgrades	0.00
Comm. Bldg - Regular Maintenance	8,108.73
Comm. Bldg - Electricity	8,633.20
Comm. Bldg - Equipment Purchase	4,389.99
Comm. Bldg - Equipment Repair	433.04
Comm. Bldg - Fuel Oil	2,969.85
Comm. Bldg - Gasoline	1,125.31
Comm. Bldg - Health Insurance	11,906.36
Comm. Bldg - Dental Insurance	682.74
Comm. Bldg - Janitorial Supplies	442.88
Comm. Bldg - Miscellaneous	464.16
Comm. Bldg - Mileage	0.00

2022 DETAILED STATEMENT OF EXPENSES

Comm. Bldg - Payroll	26,809.60
Comm. Bldg - Overtime	41.63
Comm. Bldg - FICA	1,615.39
Comm. Bldg - Medicare	377.79
Comm. Bldg - Telephone	524.92
Comm. Bldg - Water	682.28
Comm. Bldg - Sewer	480.00
Museum - Maintenance	1,149.00
Museum - Electricity	5,640.86
Museum - Propane	1,979.67
Museum- Telephone	2,148.70
Museum - Water	1,038.96
Museum - Sewer	480.00
Center Clubhouse Building Repairs	172.11
Tax Deeded Property Expense	0.00
General Government Bldg. Totals	<u>86,597.17</u>

Cemeteries

Cem - Advertisement	0.00
Cem - Contract Costs	26,779.98
Cem - Electricity	870.91
Cem - Grass Seed. Supplies, Minor Projects	730.00
Cem - Miscellaneous	12.83
Cemetery Totals	<u>28,393.72</u>

Insurance

Ins. - LT Disability & Life	13,943.36
Ins. - Property & Liability	63,812.42
Ins. - Unemployment Compensation	0.00
Ins. - Workers Compensation	37,365.59
Insurance Totals	<u>115,121.37</u>

Other General Government

Tax Maps - Professional Services	4,100.00
Other	70.68
Bank Charges	0.00
NSF Checks	0.00
Other General Government Totals	<u>4,170.68</u>

Police Department

Police - Advertisement	9,981.18
Police - Ammo/Handguns	24,690.82
Police - Box Rent - Postal	170.00

2022 DETAILED STATEMENT OF EXPENSES

Police - Clothing Expense	27,501.86
Police - Computer Syst. & Support	68,773.25
Police - Contract Services	35,488.52
Police - Cruiser Expense	25,094.51
Police - Equipment Purchase	49,707.01
Police - Equipment Repair	1,127.50
Police - Gasoline	31,826.30
Police - Health Insurance	185,698.06
Police - Dental Insurance	13,542.33
Police - Employee Wellness	0.00
Police - Longevity	7,687.50
Police - Investigative Aids	33,229.18
Police - Special Legal	61,154.05
Police - Legal Publications	4,090.48
Police - Meals	319.46
Police - Mileage	128.95
Police - Miscellaneous	7,036.23
Police - Firing Range Exp. & Maint.	0.00
Police - K9	8,773.75
Police - Office Equipment	416.56
Police - Office Supplies	4,672.36
Police - Payroll	1,114,130.47
Police - Payroll Overtime	182,072.26
Police - Payroll w/Holiday	25,824.14
Police - Special Details	0.00
Police - NH Retirement	394,188.09
Police - Postage	496.24
Police - Printing Costs	1,062.52
Police - Prisoner Expense	0.00
Police - Professional Dues	1,670.00
Police - Professional Publications	0.00
Police - Professional Services	1,700.00
Police - Radio Maintenance	187.60
Police - Safety supplies	1,312.87
Police - FICA	6,221.88
Police - Medicare	19,043.17
Police - Special Investigations	0.00
Police - Telephone	36,942.29
Police - Tires	4,459.24
Police - Training Costs	38,658.38
Police - V.R. Cruiser	60,227.20
Police - Retirement	4,172.78
Police Station - Maintenance	11,361.26

2022 DETAILED STATEMENT OF EXPENSES

Police Station - Contract Services	22,535.59
Police Station - Electricity	29,829.94
Police Station - Equip. Purchase	6,646.33
Police Station - Fuel Oil	11,123.72
Police Station - Janitorial Supplies	1,000.82
Police Station - Miscellaneous	0.00
Police Station - Water	1,033.67
Police Station - Sewer	480.00
Police Totals	2,577,490.32

Fire Department

Fire - Advertisement	0.00
Fire - Chemicals/Hazmat	0.00
Fire - Clothing Expense	1,767.80
Fire - Computer System & Software	3,930.56
Fire - Contracted Services	57,127.00
Fire - Equipment Purchases	105,065.81
Fire - Equipment Repairs	4,155.88
Fire - Fire Alarm Maintenance	0.00
Fire - Fire Prevention	0.00
Fire - Vehicle Fuel	7,110.07
Fire - Health Insurance	23,502.72
Fire - Dental Insurance	1,802.94
Fire - Longevity	1,250.00
Fire - Investigation Aids	329.48
Fire - Medical Expense	0.00
Fire - Miscellaneous	225.00
Fire - Office Equipment	1,763.08
Fire - Office Supplies	892.81
Fire - Payroll	156,395.02
Fire - Overtime	427.59
Fire - Retirement	32,833.88
Fire - Postage	29.31
Fire - Printing Costs	0.00
Fire - Professional Dues	735.00
Fire - Professional Publications	1,495.00
Fire - Radio Maintenance	0.00
Fire - Shoveling Hydrants	500.00
Fire - FICA	3,346.69
Fire - Medicare	2,280.27
Fire - Telephone	2,383.56
Fire - Tires	0.00

2022 DETAILED STATEMENT OF EXPENSES

Fire - Training Costs	4,212.59
Fire - 59 Car 1	35.00
Fire - 59 Engine 2	0.00
Fire - 59 Ladder 1	0.00
Fire - 59 Rescue 1	70.00
Fire - 59 Tanker 1	0.00
Fire - 59 Tanker 2	280.00
Fire - 59 Forestry 1	70.00
Fire - 59 Utility 1	52.50
Fire - UTV1 & Trailer	70.00
Fire - 59 Hazmat 1	52.50
Fire - F350 Forestry	262.50
Fire - VR Miscellaneous	1,957.86
Fire Rescue - Advertising	0.00
Fire Rescue - Uniforms	1,353.00
Fire Rescue - Equipment Purchase	1,488.98
Fire Rescue - Equipment Repairs	8,976.00
Fire Rescue - Fuel	12,774.52
Fire Rescue - Medical Expense	0.00
Fire Rescue - Miscellaneous	0.00
Fire Rescue - Payroll	247,365.79
Fire Rescue - Overtime	2,155.29
Fire Rescue - Contract Administration	0.00
Fire Rescue - FICA	15,391.22
Fire Rescue - Medicare	3,599.61
Fire Rescue - Training	3,545.00
Fire Rescue - Vehicle Repair	3,759.83
Fire Rescue - Intercept Expense	14,600.00
Fire Rescue - Medical Supplies	7,349.50
Fire Station Maintenance	5,322.14
Fire Station Contract Costs	2,125.00
Fire Station Electricity	13,537.09
Fire Station Fuel Oil	14,116.26
Fire Station Janitorial Supplies	1,188.41
Fire Station Water	659.62
Fire Station Sewer	480.00
Fire Department Totals	<u>776,199.68</u>

Building Inspector - Health Officer

Bldg Insp/Health - Medical Ins.	17,409.54
Bldg Insp/Health - Dental	1,027.98
Bldg Insp/Health - Mileage	17.55

2022 DETAILED STATEMENT OF EXPENSES

Bldg Insp/Health - Miscellaneous	0.00
Bldg Insp/Health - Supplies	311.55
Bldg Insp/Health Vehicle Maintenance	43.00
Bldg Insp/Health - Payroll	60,377.92
Bldg Insp/Health - Postage	30.34
Bldg Insp/Health - Printing	0.00
Bldg Insp/Health - Dues	45.00
Bldg Insp/Health - FICA	3,735.27
Bldg Insp/Health - Medicare	873.43
Bldg Insp/Health - Telephone	300.00
Bldg Insp/Health - Gas	822.97
Bldg Insp/Health - Computer	0.00
Bldg Insp/Health - Training Exp.	586.76
Bldg Insp/Health - Retirement	4,819.59
Building Insp/Health Officer Totals	<u>90,400.90</u>

Forest Fire

Forest Fire - Clothing Expense	0.00
Forest Fire - Equipment Purchase	1,822.64
Forest Fire - Equipment Repair	0.00
Forest Fire - Miscellaneous Expense	0.00
Forest Fire - Payroll	0.00
Forest Fire - Professional dues	0.00
Forest Fire - FICA	0.00
Forest Fire - Medicare	0.00
Forest Fire Totals	<u>1,822.64</u>

Emergency Management

EM - Equipment Purchase	465.99
EM - Mileage	0.00
EM - Office Supplies	0.00
EM - Payroll	2,500.00
EM - Postage	2.28
EM - Code Red	4,000.00
EM - FICA	93.00
EM - Medicare	36.25
EM - Telephone	992.22
EM - Training	0.00
Emergency Management Totals	<u>8,089.74</u>

2022 DETAILED STATEMENT OF EXPENSES

Dispatch

Dispatch - Clothing Expense	1,560.00
Dispatch - Computer Support	8,006.04
Dispatch - Contract Services	13,314.26
Dispatch - Electricity	1,169.63
Dispatch - Equipment Purchase	18,034.65
Dispatch - Medical Insurance	58,963.87
Dispatch - Dental Insurance	4,479.42
Dispatch - Employee Wellness	0.00
Dispatch - Longevity	3,250.00
Dispatch - Misc. Expense	0.00
Dispatch - Office Equipment	443.92
Dispatch - Office Supplies	1,424.18
Dispatch - Payroll	372,235.94
Dispatch - Payroll Overtime	25,644.01
Dispatch - Payroll w/Holiday	13,479.38
Dispatch - Postage	0.00
Dispatch - Radio Maintenance	0.00
Dispatch - FICA	25,502.09
Dispatch - Medicare	5,964.01
Dispatch - Telephone	3,303.39
Dispatch - Training	5,700.52
Dispatch - Retirement	14,928.58
Dispatch Totals	<u>577,403.89</u>

Youth Services & Recreation

YS - Advertisement	0.00
YS - Computer Systems	2,336.53
YS - Clothing	217.50
YS - Equipment Repair	1,630.00
YS - Gasoline	499.71
YS - Health Insurance	25,377.72
YS - Dental Insurance	1,027.98
YS - Mileage	279.30
YS - Misc. Expense	174.90
YS - Office Equipment	350.00
YS - Office Supplies	389.87
YS - Payroll	149,040.31
YS - Postage	0.53
YS - Professional Services	0.00
YS - Volunteer Appreciation & Tng	173.74
YS - Diversion Programs & Expense	241.71

2022 DETAILED STATEMENT OF EXPENSES

YS - FICA	9,277.07
YS - Medicare	2,169.74
YS - Telephone & Internet	5,117.39
YS - Training & Staff Development	189.00
YS - Vehicle Repair	621.30
YS - Retirement	7,638.22
YS -Teen Center Rent	0.00
YS - Teen Center Electricity	0.00
YS - Teen Center Miscellaneous	17,668.91
Y.S. NHEYP Grant Program	24,104.80
Lifeskills Programs	10,192.03
Recreation Programs	1,023.50
61-63 W. Main St. - Maintenance	3,569.66
61-63 W. Main St. - Electricity	4,799.71
61-63 W. Main St. - Fuel Oil	6,430.96
61-63 W. Main St. - Propane	3,370.94
61-63 W. Main St. - Water	291.90
61-63 W. Main St. - Sewer	960.00
Youth Services Totals	<u>279,164.93</u>

Highway Department

HWY - Advertisement	40.00
HWY - Building Maintenance	9,479.60
HWY - Chemicals/Paint	8,921.38
HWY - Clothing Expense	9,635.15
HWY - Cold Patch/Hot Top	3,196.32
HWY - Line Painting	22,289.48
HWY - Contract Blasting	0.00
HWY - Miscellaneous Projects	19,714.33
HWY - Roadside Mowing	25,012.50
HWY - Culverts	4,249.84
HWY - Diesel Fuel	73,592.13
HWY - Electricity	4,409.42
HWY - Equipment Purchase	21,545.09
HWY - Equipment Rental	17,305.17
HWY - Equipment Leases	53,837.26
HWY - Equipment Repair	11,798.71
HWY - Gasoline	3,397.80
HWY - Sand & Gravel	41,798.77
HWY - Hardware	4,858.40
HWY - Health Insurance	138,083.98
HWY - Dental Insurance	8,598.23

2022 DETAILED STATEMENT OF EXPENSES

HWY - Longevity	6,150.00
HWY - Janitorial Supplies	36.76
HWY - Lubricants	4,646.42
HWY - Mileage	0.00
HWY - Miscellaneous Expense	1,780.09
HWY - Gases (Oxygen, etc.)	1,223.10
HWY - Payroll	441,254.75
HWY - Payroll Overtime	70,948.10
HWY - Payroll w/Holiday	6,238.28
HWY - Plow Blades/Shoes	14,626.25
HWY - Prof. Svcs. Drug Testing & Phys.	874.00
HWY - Propane	8,192.10
HWY - Radio Maintenance	2,852.09
HWY - Salt	143,151.34
HWY - Signs	4,456.25
HWY - FICA	32,902.15
HWY - Medicare	7,695.03
HWY - Steel	3,353.75
HWY - General Supplies	3,866.20
HWY - Telephone & Cable	4,422.96
HWY - Tires	16,913.05
HWY - Training	320.94
HWY - Tree Removal	6,150.00
HWY - VR #701 Pickup	1,667.40
HWY - VR #702 Volvo DT	6,034.42
HWY - VR #704 Int. Sander	458.08
HWY - VR #703 Chevy DT	6,708.93
HWY - VR #705 Int. DT	5,713.16
HWY - VR #707 Int. Sander	7,153.71
HWY - VR #706 Int. Sander	550.75
HWY - VR #710 JD Loader	1,659.09
HWY - VR #711 Grader	5,290.58
HWY - V.R. #716 GMC 2022	914.82
HWY - V.R. #717 GMC 1980	586.69
HWY - VR #712 JD Backhoe	914.77
HWY - VR #709 Water Truck	1,580.21
HWY - VR #708 Platform Red	2,188.98
HWY - VR #714 Platform Green	1,659.93
HWY - VR #713 Sidewalk Plow	1,616.16
HWY - VR #715 5-Ton DT Grn	0.00
HWY - Water	291.90
HWY - Retirement	36,010.69

2022 DETAILED STATEMENT OF EXPENSES

HWY - Labor Other Departments	-5,897.50
Roadside Maint. - Hot Top	0.00
Roadside Maint. - Sealing	0.00
Roadside Maint. - Equip. Rental	0.00
Highway Department Totals	<u>1,338,919.94</u>

Street Lighting

Street Lighting - Electricity	36,485.54
Street Lighting - Miscellaneous	0.00
Street Lighting Totals	<u>36,485.54</u>

Transfer Station

T.S. - Advertisement	245.00
T.S. - Bldg/Site Maintenance	4,272.16
T.S. - Clothing Expense	2,056.85
T.S. - Computer Systems	0.00
T.S. - Trash Hauling Contract	43,655.00
T.S. - Tipping Fees	98,221.55
T.S. - Tire Removal	0.00
T.S. - Recycling Tipping	22,727.37
T.S. - Brush Hauling/Removal	0.00
T.S. - E-Waste Recycling	5,993.71
T.S. - Demolition Removal	92,458.60
T.S. - Diesel Fuel	5,941.19
T.S. - Electricity	4,409.44
T.S. - Equipment Repair & Purchase	1,115.54
T.S. - Gasoline	0.00
T.S. - Hardware	0.00
T.S. - Hazardous Waste	16,189.50
T.S. - Health Insurance	27,396.48
T.S. - Dental Insurance	2,830.92
T.S. - Longevity	2,500.00
T.S. - P & L Insurance	4,880.27
T.S. - Mileage	120.00
T.S. - Miscellaneous Expense	2,118.63
T.S. - Solid Waste Advisory Board	0.00
T.S. - Trash Bags	13,720.74
T.S. - Office Supplies	1,455.69
T.S. - Payroll	166,039.24
T.S. - Payroll Overtime	5,574.86
T.S. - Postage	53.18
T.S. - Professional Dues & Licenses	963.17

2022 DETAILED STATEMENT OF EXPENSES

T.S. - Propane	329.47
T.S. - Signs	0.00
T.S. - FICA	10,886.91
T.S. - Medicare	2,546.09
T.S. - Telephone	711.39
T.S. - Tires	3,050.00
T.S. - Heavy Equip. Repair	8,508.85
T.S. - Water	291.90
T.S. - Workers Compensation	3,675.10
T.S. - Retirement	8,897.65
T.S. - Contract Services	2,650.00
T.S. - Water & Gas Testing	29,783.50
Transfer Station Totals	<u>596,269.95</u>

Animal Control

Animal Control - Clothing Expense	361.50
Animal Control - Contract Services	0.00
Animal Control - Equip. Purchase	0.00
Animal Control - Gasoline	300.00
Animal Control - Miscellaneous	40.00
Animal Control - Payroll	2,950.56
Animal Control - Overtime	0.00
Animal Control - Holiday	234.56
Animal Control - Printing	0.00
Animal Control - FICA	189.60
Animal Control - Medicare	44.31
Animal Control - Training	550.00
Animal Control Totals	<u>4,670.53</u>

Health Agencies

Grapevine Services	4,000.00
Health Agencies Total	<u>4,000.00</u>

General Assistance Administration

Gen. Assistance - Computer Sys/Sup	420.07
Gen. Assistance - Health Insurance	0.00
Gen. Assistance - Dental Insurance	0.00
Gen. Assistance - Mileage	0.00
Gen. Assistance - Office Supplies	129.13
Gen. Assistance - Payroll	22,158.32
Gen. Assistance - Postage	78.61
Gen. Assistance - Prof. Dues	30.00

2022 DETAILED STATEMENT OF EXPENSES

Gen. Assistance - FICA	1,397.14
Gen. Assistance - Medicare	326.77
Gen. Assistance - Longevity	0.00
Gen. Assistance - Telephone	300.00
Gen. Assistance - Training Cost	15.00
Gen. Assistance - Retirement	0.00
Gen. Assistance Admin. Totals	24,855.04

General Assistance - Direct Asst.

Gen. Assistance - Misc. Voucher	3,385.00
Gen. Assistance - Telephone	50.00
Gen. Assistance - Food Voucher	899.00
Gen. Assistance - Gasoline Voucher	622.00
Gen. Assistance - Medical Voucher	75.77
Gen. Assistance - Rent Voucher	28,171.90
Gen Assistance - Heating Fuels	6,113.30
Gen. Assistance - Electricity	7,522.66
St. Joseph's Appropriation	4,420.00
Direct Assistance Totals	51,259.63

Parks

Parks - Advertising	40.00
Parks - Athletic Programs	0.00
Parks - Athletic Equipment	0.00
Parks - Contract Plumbing	4,725.90
Parks - Electricity	4,990.01
Parks - Equip. Purchase	948.98
Parks - Equip. Repair	4,021.76
Parks - Gasoline/Diesel Fuel	2,289.21
Parks - Hardware/Tools	295.39
Parks - Medical Insurance	4,378.98
Parks - Dental Insurance	267.30
Parks - Misc. Expense	50.00
Parks - Park Maintenance	4,815.24
Parks - Payroll	60,280.10
Parks - Overtime	194.88
Parks - FICA	3,813.91
Parks - Medicare	892.13
Parks - Telephone	1,321.44
Parks - Water	876.87
Parks - Retirement	2,308.90

2022 DETAILED STATEMENT OF EXPENSES

Parks - Sewer	275.60
Parks - Grimes Field Improvements	142.74
Parks - Butler Park Improvements	502.93
Parks Totals	<u>97,432.27</u>

Recreation

Manahan - Programs	4,803.88
Manahan - Improvements	0.00
Manahan - Electricity	648.78
Manahan - Equip. Purchase	1,293.00
Manahan - Miscellaneous	313.65
Manahan - Park Maintenance	0.00
Manahan - Payroll	60,687.15
Manahan - Overtime	612.00
Manahan - Office Supplies/Expenses	4,439.42
Manahan - FICA	3,800.60
Manahan - Medicare	888.90
Manahan - Telephone	0.00
Manahan - Training	1,372.00
Manahan - Transportation (Field Trips)	0.00
Recreation Totals	<u>78,859.38</u>

Library

Library - Clock Maintenance	0.00
Library - Books	12,000.00
Library - Computer Maintenance	500.00
Library - Apollo Hosting Fee (Computer)	2,000.00
Library - Museum Passes	800.00
Library - Media	1,000.00
Library - Periodicals & Electronic Material	2,000.00
Library - Phone	2,269.52
Library - Literacy Program	15,200.00
Library - Health Insurance	37,226.89
Library - Dental Insurance	1,353.33
Library - Payroll	127,873.40
Library - Longevity	650.00
Library - FICA	7,888.98
Library - Medicare	1,844.94
Library - Retirement	6,407.36
Smith Mansion - Maintenance/Improv.	7,025.72
Smith Mansion - Contracted Services	8,280.00
Smith Mansion - Electricity	30,258.11

2022 DETAILED STATEMENT OF EXPENSES

Smith Mansion - Water	291.90
Smith Mansion - Sewer	480.00
Library Totals	<u>265,350.15</u>

Fireworks & Patriotic Purposes

Fireworks	7,500.00
Patriotic Purposes - Flags	833.50
250th Celebration	0.00
Police Town Event Details	8,475.00
Police Town Events - FICA	52.70
Police Town Events - Medicare	85.91
Fireworks & PP Totals	<u>16,947.11</u>

Other Culture & Recreation

Greater Hillsborough Senior Services	13,000.00
Main St. Summer Concerts	3,220.00
Other Culture & Recreation Totals	<u>16,220.00</u>

Conservation

Conservation Comm. - Advertising	0.00
Conservation Comm. - Cont. Serv.	2,133.33
Conservation Comm. - Legal	0.00
Conservation Comm. - Misc.	0.00
Conservation Comm. - Payroll	2,492.63
Conservation Comm. - Postage	36.52
Conservation Comm. - Printing	13.75
Conservation Comm. - Dues	600.00
Conservation Comm. - FICA	157.73
Conservation Comm. - Signs	710.00
Conservation Comm. - Medicare	36.95
Conservation Comm. - Training	115.00
Transfer To Conserv. Fund	-1,183.53
Conservation Comm. - Material	0.00
Conservation Commission Totals	<u>5,112.38</u>

Debt Services

Notes - Principal	74,616.51
Notes - Interest	9,031.57
Interest on TANS	0.00
Total Debt Services	<u>83,648.08</u>

Total Operating Budget	<u>8,073,299.22</u>
-------------------------------	----------------------------

DETAILED STATEMENT OF REVENUE

	2022 Estimated	2022 Actual	2023 Estimated
TAXES:			
Land Use Change Tax	\$ 25,000.00	\$ 57,900.00	\$ 60,000.00
Yield Tax	\$ 10,000.00	\$ 8,902.46	\$ 10,000.00
Payment in Lieu of Taxes	\$ 3,119.00	\$ 1,552.37	\$ 3,119.00
Excavation Tax	\$ 750.00	\$ 777.20	\$ 1,000.00
Other Taxes	\$ -	\$ -	
Interest & Penalties on Delinquent Taxes	\$ 210,000.00	\$ 231,712.40	\$ 240,000.00
LICENSES, PERMITS & FEES:			
Business Licenses & Permits	\$ 780.00	\$ 1,140.00	\$ 1,000.00
Motor Vehicle Permit Fees	\$ 1,100,000.00	\$ 1,083,340.65	\$ 1,100,000.00
Building Permits	\$ 45,000.00	\$ 52,867.46	\$ 55,000.00
Other Licenses, Permits & Fees	\$ 2,500.00	\$ 2,304.00	\$ 2,500.00
STATE SOURCES:			
Municipal Aid	\$ -	\$ -	\$ -
Meals & Rooms Tax	\$ 522,876.00	\$ 522,876.04	\$ 440,114.00
Highway Block Grant	\$ 179,683.00	\$ 332,179.33	\$ 282,070.00
State & Federal Forest Land Reimb.	\$ 1,976.00	\$ 1,976.49	\$ 1,977.00
Other (Incl. Railroad Tax)	\$ 776,607.00	\$ 793,462.41	\$ 60,000.00
From Other Governments	\$ 39,500.00	\$ 39,509.95	\$ 45,000.00
CHARGES FOR SERVICE:			
Income from Departments	\$ 700,000.00	\$ 868,445.03	\$ 800,000.00
Dispatch \$ 93,958.96			
Police \$ 135,751.82			
Fire \$ 283,701.16			
Transfer Station \$ 269,593.15			
Youth Services \$ 8,850.88			
Parks/Recreation \$ 37,113.17			
Land Use \$ 6,466.00			
Welfare \$ 17,472.39			
Highway \$ 1 5,537.50			
MISCELLANEOUS REVENUES:			
Sale of Municipal Property	\$ 2,600.00	\$ 4,985.00	\$ 32,000.00
Interest on Investment	\$ 18,000.00	\$ 15,608.78	\$ 18,000.00
Other	\$ 60,000.00	\$ 72,461.98	\$ 60,000.00
INTERFUND OPERATING TRANS. IN			
From Sewer (Offsetting)	\$ 894,804.00	\$ 894,804.00	\$ 1,063,694.00
From Water (Offsetting)	\$ 754,630.00	\$ 754,630.00	\$ 852,360.00
From Trust & Fiduciary Funds	\$ 4,000.00	\$ -	\$ 4,000.00
OTHER FINANCING SOURCES:			
Amount Voted from Fund Balance	\$ 631,744.00	\$ 631,744.00	\$ 887,302.00
Total Estimated/Actual Revenues	\$ 5,983,569.00	\$ 6,373,179.55	\$ 6,019,136.00

FULLER PUBLIC LIBRARY FINANCIAL REPORT
Fiscal Year Ended December 31, 2022 - RECEIPTS

Bags	\$ 7.00
Book Sales	\$ 1,860.50
Cartridge Recycling	\$ 50.50
Copies & Faxes	\$ 886.41
Donations	\$ 3,980.00
Fines	\$ 140.89
FPL Posters	\$ 30.00
Grants	\$ 1,999.00
Items Sold	\$ 13.25
Lost or Damaged Books/Media	\$ 248.68
Museum Passes	\$ 132.00
New Books/Media	\$ 59.63
NHHC Grant	\$ 250.00
Nonresident Fees	\$ 1,329.00
Other Income	\$ 92.00
P. Harvey Books	\$ 20.00
Program Income	\$ 2,109.00
Raffle	\$ 340.00
Room Use	\$ 60.00
Solomon Fund	\$ 7,373.62
Summer Reading Program Donations	\$ 400.00
Summer Reading Program T-Shirts	\$ 234.69
Town Appropriations	\$ 202,964.42
Town of Windsor Appropriations	\$ 1,000.00
Transfer from Trust Funds	\$ 6,726.57
T- Shirts (FPL)	\$ 45.00
Total Receipts	\$ 232,352.16

FULLER PUBLIC LIBRARY FINANCIAL REPORT
Fiscal Year Ended December 31, 2022 - EXPENSES

Paid with Town Funds	
Automated Library System	\$ 1,800.00
Books: New & Replacement of lost/damage: NH Downloadable Books	\$ 10,158.92
Computer Maintenance/Technology:	\$ 310.16
Electronic Materials: Ancestry.com and Kanopy	\$ 1,000.00
Media: Movies & Music (new and replacement of lost/damaged)	\$ 418.82
Museum Passes:	\$ 800.00
Payroll:	
FICA & Medicare	\$ 9,733.92
Health & Dental	\$ 38,580.22
Longevity	\$ 650.00
Payroll	\$ 127,873.40
Retirement	\$ 6,407.36
Periodicals: Newspapers & Magazines	\$ 1,000.00
Telephone	\$ 2,269.52
Total paid with Town Funds:	\$ 201,002.32
Paid with Library Funds	
Donations	\$ 92.00
Electronic Materials: Ancestry.com and Kanopy	\$ 56.00
Garden: From memorial donations	\$ 200.85
Gifts	\$ 80.98
Museum Passes	\$ 50.00
Periodicals: Newspapers & Magazines	\$ 30.39
Operating Expenses:	
Advertising	\$ 50.00
Dues & Conference Fees/Education	\$ 570.00
Equipment/Equipment Maintenance	\$ 403.36
Furnishings	\$ 600.00
Mileage	\$ 13.76
Postage & Delivery	\$ 225.53
Supplies	\$ 1,401.71
Miscellaneous Expense	\$ 10.99
Programs: Currently paid from the Solomon Fund	
Adult Programs	\$ 5,625.21
Children's Programs	\$ 217.23
NHHC Program	\$ 362.00
Summer Reading Program/ SRP T-shirts	\$ 739.43
Teen Program	\$ 308.26
Transfer to NHPDIP	\$ 15,999.00
Total paid with Library funds:	\$ 27,036.70
TOTAL EXPENSES	\$ 228,039.02

***FULLER PUBLIC LIBRARY ACCOUNTS WITH NH PUBLIC
DEPOSIT INVESTMENT POOL***

PROJECT LIFT

Beginning Balance	192,982.08
Contributions	51,615.58
Income Earned	3,072.45
Total Income	247,670.11
Withdrawals	69,289.00
Ending Balance	178,381.11

LIBRARY ACCOUNT

Beginning Balance	363,580.44
Contributions	15,999.00
Income Earned	6,319.54
Total Income	385,898.98
Withdrawals	00.00
Ending Balance	385,989.98

PROJECT LIFT EXPENSE/REVENUE REPORT

REVENUE	
Cash Donations	\$914.00
Earned Income	\$664.48
Hillsboro Centre Ladies Benevolent Society	\$50.00
Hillsboro-Deering School District	\$13,285.25
NH Charitable Foundation	\$6,000.00
NH State Library/IMLS	\$13,289.00
Monadnock Paper Mill	\$3,000.00
Oleonda Jameson Trust	\$4,200.00
Refund – Monadnock Mountain Spring Water	\$28.50
Rotary Club of Henniker	\$500.00
Town of Antrim	\$1,000.00
Town of Frankestown	\$200.00
Town of Hillsborough	\$15,200.00
Town of Washington	\$500.00
Total	\$58,831.23
EXPENSES	
Advertising & Postage	\$16.60
Dental Insurance	\$534.54
Equipment	\$3,810.97
FICA	\$2,325.44
Health Insurance	\$8,704.86
Instructional Materials	\$2,066.53
Life Insurance	\$295.44
Maintenance & Repair (equipment)	\$265.00
Medicare	\$543.92
Mileage	\$106.18
Office Supplies	\$437.24
Payroll	\$37,506.56
Professional Services	\$978.28
Programs & Events	\$56.35
Software & Computers	\$7,459.92
Student Support	\$708.75
Subscriptions & Memberships	\$197.00
Telephone/Internet	\$1,474.54
Total	\$67,488.12

TAX COLLECTOR'S REPORT
SUMMARY OF TAX ACCOUNTS

Deborah J. McDonald - Tax Collector
Fiscal Year January 1 through December 31, 2022

DEBITS	2022	2021
Uncollected Taxes - Beg. of Fiscal Year		
Property Taxes		\$ 2,853,330.04
Yield Taxes		2,681.04
Water Taxes		45,033.84
Sewer Taxes		43,122.07
Emerald Lake Water		140,588.28
Current Use Taxes		2,850.00
Taxes Committed to Collector		
Property Taxes	\$ 16,171,153.71	
Yield Taxes	8,902.46	
Current Use Taxes	654,000.00	
Water Taxes (2021 Delinquent)	57,502.38	
Sewer Taxes (2021 Delinquent)	68,221.08	
Emerald Lake Water	614,995.00	
Gravel Tax	777.20	
Interest & Cost on Tax Lien		41,922.35
Interest (Delinquent Taxes)	28,271.88	22,355.38
Refunds	25,249.52	
Total Debits	\$ 17,040,473.23	\$ 3,151,883.00

TAX COLLECTOR'S REPORT
SUMMARY OF TAX ACCOUNTS

Deborah J. McDonald - Tax Collector
Fiscal Year January 1 through December 31, 2021

CREDITS	2022	2021
Remitted to Treasurer During Fiscal Year		
Property Taxes	\$ 10,058,367.03	\$ 2,341,455.31
Yield Taxes	8,087.44	2,191.44
Water Taxes	21,304.11	13,121.07
Sewer Taxes	25,875.97	14,654.95
Emerald Lake Water	471,164.42	87,053.61
Current Use Taxes	53,400.00	2,850.00
Gravel Tax	878.47	777.20
Interest on Taxes	19,489.88	22,355.32
Interest & Cost on Tax Lien		41,922.35
Taxes Taken to lien		613,784.98
Taxes Taken to Deed	5,157.88	10,315.76
Abatements Allowed		
Property Taxes	102,080.16	
Sewer Taxes	292.23	668.29
Yield Tax	502.88	
Water Taxes	302.83	302.72
ELVD Water Taxes	4,191.00	430.00
Uncollected Taxes End of Fiscal Year		
Property Taxes	6,036,697.42	
Current Use Tax	12,000.00	
Yield Taxes	312.14	
Water Taxes	35,895.44	
Sewer Taxes	42052.88	
Emerald Lake Water	141625.67	
Property Credit Balance	795.38	
Total Credits	\$ 17,040,473.23	\$ 3,151,883.00

SUMMARY OF TAX SALE/TAX LIEN ACCOUNTS

*Deborah J. McDonald - Tax Collector
Fiscal Year January 1 through December 31, 2022*

	2021	2020	PRIOR
Tax Sal/Lien on Account of Levies			
Balance of Unredeemed Taxes		\$ 270,680.40	\$ 755,715.86
Beginning of Fiscal Year			
Taxes Sold/Executed to Town	371,402.79		
During Year			
Interest Collected After Sale/ Lien Execution	14,567.61	17,392.27	11,3741.8
Total Debits	\$ 385,970.40	\$ 288,072.67	\$ 869,457.66
CREDITS			PRIOR
Remittance to Treasurer During Fiscal Year			
Redemptions	\$ 91,447.66	\$ 65,667.79	\$ 152,676.94
Interest & Cost After Sale	14,567.61	17,392.27	113,741.80
Abatements of Unredeemed			
Deeded Property to Town	11,534.34	12,745.24	220,299.76
Unredeemed Taxes End of Year	268,420.79	192,267.37	382,739.16
Total Credits	\$ 385,970.40	\$ 288,072.67	\$ 869,457.66

STATEMENT OF TAX RATE SETTING

		2022 Tax Rate	2021 Tax Rate	Difference
Appropriations	\$ 11,882,735			
Less: Revenues	5,351,825			
Less: Fund Balance Voted Surplus	631,744			
Less: Fund Balance Reduce Taxes	0			
War Service Credits	200,000			
Add: Overlay	100,000			
Net Town Appropriation	\$ 6,199,166	\$ 10.34	\$ 10.35	\$ (0.01)
Regional School Apportionment	\$ 14,757,311			
Less: Adequate Education Grant	5,690,187			
Less: State Education Tax	707,887			
Net Local School Appropriation	\$ 8,359,239	\$ 13.94	\$ 15.74	\$ (1.80)
State Education Tax Assessment	\$ 707,885	\$ 1.26	\$ 1.84	\$ (0.58)
Due to County	\$ 688,966			
Less: Shared Revenue	0			
Net Count Appropriation	\$ 688,966	\$ 1.15	\$ 0.99	\$ 0.16
Combined Tax Rate		\$ 26.69	\$ 28.92	\$ (2.23)
Total Property Taxes Assessed	\$ 15,955,256			
Commitment Analysis				
Total Property Taxes Assessed	\$ 15,955,256			
Less: War Service Credits	200,000			
Add: Village District	295,632			
Total Property Taxes Commitment	\$ 16,450,888			
Town				
Net Assessed Valuation	\$ 599,565,797			
			Tax Rate	Commitment
Emerald Lake District Valuation	\$ 93,259,450		\$ 3.17	\$ 295,632

SUMMARY OF TOWN VALUATION

Total Taxable Land	\$ 190,546,234	
Total Taxable Buildings	\$ 374,228,400	
Public Utility	\$ 36,149,400	
Valuation Before Exemptions		\$ 600,924,034
Elderly Exemption	\$ 2,409,425	
Blind Exemption	\$ 15,000	
Wood Heating Exemption	\$ 19,200	
Solar Energy Systems Exemption	\$ 245,127	
Disabled Exemption	\$ 150,000	
Total Exemptions		\$ 2,838,752
Net Value for Tax Rate (Town, County & Local School)		\$ 598,085,282
Net Valuation for State Education Rate (Less Public Utilities)		\$ 561,935,882
Emerald Lake Valuation		
Total Taxable Land	\$ 38,924,100	
Total Taxable Buildings	\$ 52,102,100	
Public Utility	\$ 2,935,600	
Valuation Before Exemptions		\$ 93,961,800
Disabled Exemption	\$ 50,000	
Solar Energy Systems Exemption	\$ 25,600	
Elderly Exemption	\$ 626,750	
Total Exemptions		\$ 702,350
Net Valuation for Tax Rate Emerald Lake		\$ 93,259,450

Source of Data: NH Department of Revenue Administration 2022 MS-1 & MS - IV

TREASURER'S REPORT

Fiscal Year Ended December 31, 2022

General Fund		
Opening Balances		January 1, 2022
Checking - Bar Harbor Bank & Trust	\$5,199,593.48	
Payroll Checking - Bar Harbor Bank & Trust	\$3,291.79	
Public Deposit Pool - General Fund	\$26,311.89	
Money Market Account - TD Bank	\$38,362.85	
Petty Cash Accounts	\$600.00	
Total-Open Balances		\$5,268,160.01
Receipts		
Checking - Bar Harbor Bank & Trust	\$19,068,357.51	
Payroll Checking - Bar Harbor Bank & Trust	\$3,104,858.26	
Public Deposit Pool - General Fund	\$438.54	
Money Market Account - TD Bank	\$105.81	
Petty Cash Accounts	\$0.00	
Total-Receipts		\$22,173,760.12
Disbursements		
Checking - Bar Harbor Bank & Trust	\$21,715,902.04	
Payroll Checking - Bar Harbor Bank & Trust	\$3,028,647.79	
Public Deposit Pool - General Fund	\$0.00	
Money Market Account - TD Bank	\$0.00	
Petty Cash Accounts	\$0.00	
Total-Disbursements		\$24,744,549.83
Closing Balances		
December 31, 2022		
Checking - Bar Harbor Bank & Trust	\$2,552,048.95	
Payroll Checking - Bar Harbor Bank & Trust	\$79,502.26	
Public Deposit Pool - General Fund	\$26,750.43	
Money Market Account - TD Bank	\$38,468.66	
Petty Cash Accounts	\$600.00	
Total-General Fund Cash		\$2,697,370.30

TREASURER'S REPORT
Fiscal Year Ended December 31, 2022

Conservation Fund		
		January 1, 2022
NHPDIP Investment Account	\$159,691.64	
Income	\$29,759.31	
Disbursements	\$0.00	
Ending Balance - December 31, 2022		\$189,450.95
Parks & Recreation Revolving Fund		
		January 6, 2022
Checking - TD Bank	\$3,029.12	
Income	\$0.00	
Disbursements - Closed out acct to General Fund	\$3,029.12	
Ending Balance - September 5, 2022		\$0.00
Police Department Revolving Fund		
		January 12, 2022
Checking - TD Bank	\$32,717.90	
Income	\$64,734.11	
Disbursements	\$58,601.37	
Ending Balance - January 11, 2023		\$38,850.64
Office of Youth Services		
		January 1, 2022
Checking - TD Bank	\$8,411.27	
Income	\$7,955.00	
Disbursements	\$5,844.30	
Ending Balance - December 31, 2022		\$10,521.97
Drug Forfeiture Revolving Fund		
		January 1, 2022
Checking - TD Bank	\$10,214.26	
Income	\$3.68	
Disbursements	\$9,000.00	
Ending Balance - December 31, 2022		\$1,217.94

TRUSTEES OF THE TRUST FUNDS Fiscal Year Ended December 31, 2022

NAME OF FUND	Purpose Of Trust	Account	PRINCIPAL			INCOME					End Bal Prin & Income	
			Begin	New Funds Created	Withdrawals	End	Begin Bal	X frs In/Out	Earned	Expended		End Bal
ELVD RDS & BRS CIP	Cap Res	550	142276.19	65000.00	101175.28	106100.91	8674.96		1278.95		9953.91	116054.82
BRIDGE REPAIRS	Cap Res	569	75000.00	50000.00	75000.00	50000.00	1614.05		327.66		1941.71	51941.71
RESCUE SQUAD	Cap Res	577	2317.05			2317.05	113.70		24.98		138.68	2455.73
HILLSBORO HIST FUND	Town	585	1537.20			1537.20	4.65		15.80	4.65	15.80	1533.00
AMBULANCE CAP RES	Town	607	103602.75	50000.00		153602.75	14427.55		1507.14		15934.69	169537.44
TOWN HISTORY EXP	Town	615	4354.17	100.00		4454.17	1181.87		57.91		1239.78	5693.95
ELVD WATER METER	Cap Res	623	58146.03	12500.00		70646.03	2194.02		694.02		2888.04	73534.07
HD BDG MAINT FUND	Cap Res	631	157857.50			157857.50	27388.82		1905.98		29294.80	187152.30
HD SPEC EDUC FUND	Cap Res	658	591008.87	150000.00	100000.00	641008.87	24840.54		7145.98		31986.52	672995.39
WATER CAP RES	Cap Res	666	155080.05			155080.05	8233.37		1680.31		9913.68	164993.73
SEWER CAP RES	Cap Res	674	240193.28			240193.28	12221.31		2597.07		14818.38	255011.66
BIBLEHILL RES CR	Cap Res	675	165000.00		13925.00	2575.00	58.89		129.83		188.72	2763.72
WATERSHED PROT CR	Cap Res	676	25000.00			25000.00	99.05		258.26		357.31	25357.31
ELVD MF GRANT	Cap Res	677	8000.00	2500.00		10500.00	21.58		97.18		118.76	10618.76
ELVD DAM R&M	Cap Res	678	7000.00	2500.00		9500.00	20.84		86.90		107.74	9607.74
PENSTOCK FD (PS Co)	Conservatn	682	15000.00			15000.00	1421.49		168.96		1590.45	16590.45
SEWER SLUDGE C R	Cap Res	704	517627.21			517627.21	17642.32		5507.36		23149.68	540776.89
SEWER INFLOW C R	Cap Res	712	217842.73	53320.22		271162.95	4644.95		2601.33		7246.28	278409.23
SEWER SYS IMPR	Cap Res	720	48941.00			48941.00	7497.58		580.67		8078.25	57019.25
WATER SYS IMPR	Cap Res	739	93669.45			93669.45	4919.33		1014.35		5933.68	99603.13
SAND REPL CAP RES	Cap Res	747	320000.00			320000.00	9479.05		3389.95		12869.00	332869.00
CONS COMM MON FD	Cap Res	755	2500.00			2500.00	115.15		26.92		142.07	2642.07
ELVD WTR SURPLUS	Cap Res	763	829.18			829.18	240.73		11.02		251.75	1080.93
SMITH HOUSE R&M FD	Cap Res	801	108913.08		3012.89	105900.19	2869.91		1119.80		3989.71	109889.90
WATERLINE REHAB	Cap Res	910	235274.54	27512.61		262787.15	6346.82		2647.14		8993.96	271781.11
UV BULB REPL	Cap Res	911	1349.80			1349.80	63.82		14.55		78.37	1428.17
MUNICIP BDGS R&M	Cap Res	912	204408.15	250000.00	375222.99	79185.16	4532.38		2232.79		6765.17	85950.33
ELVD WATER CIP FD	Cap Res	913	146700.50	75000.00		221700.50	5368.63		1962.12		7330.75	229031.25
FIRE DEPT EQUIP FD	Cap Res	914	67961.62	40000.00	17799.17	90162.45	2027.26		954.29		2981.55	93144.00

TRUSTEES OF THE TRUST FUNDS Fiscal Year Ended December 31, 2022

NAME OF FUND	Purpose Of Trust	Account	PRINCIPAL			INCOME				End Bal Prin & Income	
			Begin	New Funds Created	Withdrawals	End	Begin Bal	X frs In/Out	Earned		Expended
HWY DEPT EQUIP FD	Cap Res	915	139681.70	50000.00	188406.00	1275.70	3960.27	245.74		4206.01	5481.71
HILLSBORO CTR PRES	Cap Res	916	9090.00			9090.00	351.73	97.18		448.91	9538.91
PARKS R&M	Cap Res	917	109423.44	50000.00	19218.18	140205.26	2356.78	1393.29		3750.07	143955.33
SIDEWALK BDG & MNT	Cap Res	918	104361.62		1230.00	103131.62	2328.24	1085.36		3413.60	106545.22
POLICE DEPT EQUIP	Cap Res	919	136972.94	40000.00		176972.94	4521.69	1690.03		6211.72	183184.66
TRANSFER STN EQUIP	Cap Res	920	46267.74	60000.00	16447.92	89819.82	1000.88	711.54		1712.42	91532.24
CEMENTERY R&M	Cap Res	921	24800.00	10000.00	4800.00	30000.00	690.76	272.61		963.37	30963.37
HD ROOF FD	Cap Res	922	100000.00	10000.00		110000.00	3677.75	1066.74		4744.49	114744.49
HD PAVING FD	Cap Res	923	31105.00	35000.00	25000.00	41105.00	315.26	525.65		840.91	41945.91
HD TECH FD	Cap Res	924	98619.50	35000.00	25000.00	108619.50	3502.36	1253.12		4755.48	113374.98
HD HVAC FD	Cap Res	925	150000.00	100000.00	50000.00	200000.00	1090.62	1959.39		3050.01	203050.01
MANAHAN TRUST	Town	UBS 06	350000.00			350000.00	256592.51	33628.68	3339.48	286881.71	636881.71
HILLS MED SERV TR	Scholarship	UBS 09	200000.00			200000.00	15900.38	13554.62	15000.00	14455.00	214455.00
S & G SMITH MEM	Library	UBS 10	11732.96			11732.96	579.76	544.99	579.76	544.99	12277.95
TINGLEY AWARD	Award	UBS 11	2327.38			2327.38	137.78	136.34	130.00	144.12	2471.50
M NELSON CHILD REC	Town	UBS 12	3000.00			3000.00	6751.10	594.53	1500.00	5845.63	8845.63
ETTA GILE	Library	UBS 13	9503.73			9503.73	469.61	441.44	469.61	441.44	9945.17
J SIMOES SCHOL	Scholarship	UBS 14	3200.00			3200.00	198.64	194.88		393.52	3593.52
EM BARNES SCHOL	Scholarship	UBS 15	36346.84			36346.84	2086.49	2126.59	2000.00	2213.08	38559.92
HUMPHREY MEM RM	Library	UBS 16	4853.53			4853.53	239.83	225.44	239.83	225.44	5078.97
NELSON LIBR FD	Library	UBS 17	3792.71			3792.71	187.50	176.17	187.41	176.26	3968.97
CN MURDOUGH MEM	School Libr	UBS 18	572.05			572.05	661.10	86.35		747.45	1319.50
JM KIMBALL MEM	Libr Books	UBS 19	722.85			722.85	547.29	58.97		606.26	1329.11
PEASLEE SCHOL	Scholarship	UBS 20	3635.04			3635.04	231.11	213.00	225.00	219.11	3854.15
HASLET SCHOL	Scholarship	UBS 22	37003.11			37003.11	2108.21	2161.61	2100.00	2169.82	39172.93
C A FOX FD	Library	UBS 23	50651.09			50651.09	3251.12	3551.04	3251.12	3551.04	54202.13
ABNEY SIMONDS	Town	UBS 25	2660.00			2660.00	170.74	186.49	170.74	186.49	2846.49
MARK FULLER LIB	Library	UBS 26	1866.25			1866.25	92.22	86.69	92.22	86.69	1952.94

TRUSTEES OF THE TRUST FUNDS Fiscal Year Ended December 31, 2022

NAME OF FUND	Purpose Of Trust	Account	PRINCIPAL			INCOME				End Bal Prin & Income		
			Begin	New Funds Created	Withdrawals	End	Begin Bal	Xfrs In/Out	Earned		Expended	End Bal
INNESS SCHOL	Scholarship	UBS 28	1133.52			1133.52	99.53		67.23	90.00	76.76	1210.28
HASLET TR	Town	UBS 29	48338.58			48338.58	3102.69		3388.92	3102.69	3388.92	51727.50
CENTER SCHOOL	School Libr	UBS 32	900.00			900.00	1894.56		195.69		2090.25	2990.25
OLD SCHOOL FUND	Scholarship	UBS 33	3771.17			3771.17	263.92		221.73	250.00	235.65	4006.82
ISABEL WARD	Library	UBS 34	1000.00			1000.00	49.41		46.45	49.41	46.45	1046.45
CEMETERY	Perp Care	UBS 35	87197.45	5423.36		92620.81	2753.36	-2753.36	3083.65		3083.65	95704.46
T HENSON AWARD	Award	UBS 36	1800.00			1800.00	123.78		105.87	115.00	114.65	1914.65
S & G SMITH MEM	Scholarship	UBS 37	32238.00			32238.00	1847.22		1885.00	1800.00	1932.22	34170.22
BUTLER PARK	Town	UBS 38	2769.44			2769.44	177.76		194.16	177.76	194.16	2963.60
SARAHFULLER LIB	Library	UBS 40	1000.00			1000.00	49.41		46.45	49.41	46.45	1046.45
HASLET LIBRARY	Library	UBS 41	2000.00			2000.00	98.83		92.90	98.83	92.90	2092.90
V WOODS / A BAILEY	Needy kids	UBS 43	3838.73			3838.73	7824.58		816.71		8641.29	12480.02
BERNICE MILLER LIB	Library	UBS 44	267.06			267.06	13.20		12.40	13.20	12.40	279.46
E A BUTLER SCHOL	Scholarship	UBS 45	11275.75			11275.75	684.05		660.70	650.00	694.75	11970.50
SARAH WHITE	Library	UBS 46	27693.28			27693.28	1368.41		1286.33	1368.41	1286.33	28979.61
SARAH GRIMES	Town	UBS 47	400.00			400.00	25.67		28.04	25.67	28.04	428.04
W&L DUBBEN FD	Town	UBS 51	10437.35			10437.35	669.94		731.74	669.94	731.74	11169.09
GERT ADAMS FUND	Scholarship	UBS 62	13565.04			13565.04	813.10		793.58	800.00	806.68	14371.72
COCA COLA SCH FD	Scholarship	UBS 66	2135.35			2135.35	123.67		124.90	120.00	128.57	2263.92
WITHINGTON AWARD	Scholarship	UBS 67	25519.43			25519.43	6739.03		1137.32	1500.00	6376.35	31895.78
LILA MURPHY SCHOL	Scholarship	UBS 70	423997.85			423997.85	29286.23		25965.07	26000.00	29251.30	453249.15
G FREDERICK FD	Library	UBS 79	6625.00			6625.00	327.36		307.73	327.26	307.83	6932.83
DANA CRAIN FUND	Town	UBS 95	107217.31	7729.36		114946.67	77530.66	-7729.36	10598.24	27038.07	53361.47	168308.14
			6056200.14	1181585.55	1016237.43	6221548.26	618132.72	-10482.72	160098.51	93535.47	674213.04	6895761.30

HILLSBOROUGH WASTEWATER TREATMENT FACILITY

REPORT OF THE TREASURER

Bar Harbor Bank (operating account)		
Balance 1/01/2022		\$547,947.90
2022 Lien Warrant = \$68,221.08(\$64,765.74 inv & \$3,455.34 int thru 1/31/22)	\$68,221.08	
2021 Receivables Collected	\$22,569.44	
2021 Receivables Interest Collected	\$659.17	
2022 Receivables Collected	\$727,740.12	
2022 Receivables Interest Collected	\$1,517.28	
Credit Memos	\$13,270.61	
Checking Account Interest Earned	\$597.11	
Hookup Fees	\$12,500.00	
Miscellaneous Income	\$4,000.00	
Due from Water 2021	\$48.20	
Correct OSRAM Deposit	\$1,500.00	
Total Income		\$852,623.01
2022 Operating Budget	\$751,841.94	
2021 Invoices paid in 2022	\$9,871.78	
Bank Fees	\$25.00	
Transfer Surplus Funds to NH PDIP	\$447,947.90	
Total Disbursements		\$1,209,686.62
Balance as of 12/31/2022		\$190,884.29
Cash Register		
Beginning Balance 1/01/2022		\$100.00
Balance as of 12/31/2022		\$100.00
NH PDIP (investment account)		
Balance as of 1/01/2022		\$508,024.53
Interest Earned	\$13,968.43	
Transfer Surplus Funds to NH PDIP	\$447,947.90	
Contribution to II Reduce Capital Reserve	-\$53,320.22	
Balance as of 12/31/2022		\$916,620.64
Summary of Wastewater Treatment Funds Held		
Bar Harbor (operating account)		\$190,884.29
Cash Register		\$100.00
NH PDIP (investment account)		\$916,620.64
Total Funds Held as of 12/31/2022		\$1,107,604.93

HILLSBOROUGH WASTEWATER TREATMENT FACILITY
FINANCIAL REPORT

<u>WASTEWATER FUND</u>		<u>ASSETS</u>
Bar Harbor Bank		\$190,884.64
Cash Register		\$100.00
NH PDIP (investment account)		\$916,620.64
TOTAL CASH		\$1,107,604.93
<u>OUTSTANDING INCOME</u>		
Uncollected Receivables		<u>\$105,408.69</u>
TOTAL ASSETS		\$1,213,013.62

HILLSBOROUGH WASTEWATER TREATMENT FACILITY

DETAILED STATEMENT OF EXPENSES

ACCOUNT	EXPENDED AMOUNT
Advertising	\$80.00
Building Maintenance	\$23,690.72
Caustic	\$10,536.87
Ferric	\$24,517.05
Chlorine	\$2,933.75
Clothing Expenses	\$1,639.20
Computer	\$589.94
Contract Mowing/Clearing	\$1,800.00
Contract Services	\$7,902.03
Electricity	\$92,139.72
Engineering	\$39,340.95
Equipment Purchase	\$10,920.80
Equipment Rental	\$214.99
Equipment Repair	\$382.79
Oil-Heating/Generator	\$9,363.48
Gasoline	\$2,617.98
Health Insurance	\$33,513.38
Dental Insurance	\$2,196.78
Life & Disability Insurance	\$636.72
Paving	\$900.00
Property & Liability Insurance	\$8,763.30
Debt Service Interest	\$4,137.70
Janitorial Supplies	\$405.27
Lab Fees	\$11,313.00
Lab Supplies	\$9,254.92
Legal Fees	\$712.50
Miscellaneous Expense	\$1,315.00
Office Supplies	\$1,063.17
Payroll	\$120,915.98
Payroll Overtime	\$14,055.19
Holiday Pay	\$814.59
Plant Operations	\$1,410.31
Postage	\$1,774.60
Debt. Principal	\$53,333.32
Printing Costs	\$453.85
Propane	\$1,675.08
Safety Supplies	\$66.04
Sewer Piping	\$647.60

HILLSBOROUGH WATER TREATMENT FACILITY

REPORT OF THE TREASURER

Bar Harbor Bank (operating account)		
Balance 01/01/2022		\$305,186.52
2022 Lien Warrant = \$57,502.38 (\$54,479.12 inv & \$3,023.26 int thru 1/29/2022)	\$57,502.38	
2021 Receivables Collected	\$15,530.57	
2021 Receivables Interest Collected	\$433.39	
2022 Receivables Collected	\$597,491.78	
2022 Receivables Interest Collected	\$1,049.46	
Credit Memos	\$7,728.31	
Hook Up Fees	\$12,500.00	
Misc.	\$1,195.10	
Emerald Lake Water Purchase	\$11,454.85	
Checking Account Interest Earned	\$1,137.76	
Water Filtration Grant	\$12,476.98	
Total Income		\$718,500.58
2022 Operating Budget	\$688,244.98	
2021 Invoices pd in 2022	\$6,374.62	
Transfer Surplus Funds to NHPDIP	\$205,186.52	
Due to Sewer	\$48.20	
Correct OSRAM Deposit	\$1,500.00	
Total Disbursements		\$901,354.32
Balance as of 12/31/2022		\$122,332.78
Cash Register		
Beginning Balance 1/01/2022		\$100.00
Balance as of 12/31/2022		\$100.00
NH PDIP (investment account)		
Balance as of 01/01/2022		\$668,958.46
Interest Earned	\$13,626.93	
Transfer Surplus	\$205,186.52	
Contribution to Water Line Rehabilitation Capital Reserve	-\$27,512.61	
Balance as of 12/31/2022		\$860,259.30
Summary of Water Treatment Funds Held		
Bar Harbor Bank (operating account)		\$122,332.78
Cash Register		\$100.00
NH PDIP (investment account)		\$860,259.30
Total Funds Held as of 12/31/2022		\$982,692.08

HILLSBOROUGH WASTEWATER TREATMENT FACILITY
DETAILED STATEMENT OF EXPENSES

FICA	\$8,454.37
Medicare	\$1,977.19
System Repair	\$5,324.42
System Maintenance	\$60,806.44
Telephone	\$4,512.97
Tool Purchase	\$386.83
Training Cost	\$782.50
Truck	\$2,441.72
Worker's Comp.	\$2,191.75
ICMARC Retirement	\$10,392.75
Emergency CAP Reserve	\$10,000.00
Sludge Removal CAP Reserve	\$40,000.00
I/I Reduce CAP Reserve	\$100,000.00
System Improvement CAP Reserve	\$15,000.00
Total Expenses	\$760,299.51

HILLSBOROUGH WATER TREATMENT FACILITY
FINANCIAL REPORT

<u>WATER FUND</u>		<u>ASSETS</u>
Bar Harbor Bank		\$122,332.78
Petty Cash		\$100.00
NH PDIP (investment account)		<u>\$860,259.30</u>
TOTAL CASH		\$982,692.08
<u>OUTSTANDING INCOME</u>		
Uncollected Receivables		<u>\$66,435.98</u>
TOTAL ASSETS		\$1,049,128.06

HILLSBOROUGH WATER TREATMENT FACILITY
DETAILED STATEMENT OF EXPENSES

ACCOUNT	EXPENDED AMOUNT
Advertising	\$80.00
Building Maintenance	\$3,585.91
Chlorine	\$5,642.50
Ammonium Sulfate	\$2,955.95
Clothing Expenses	\$1,683.80
Computer	\$1,914.44
Contract Mowing/Clearing	\$200.00
Contract Services	\$14,558.49
Electricity	\$26,827.43
Engineering	\$7,698.33
Equipment Rental	\$215.00
Equipment Repair	\$228.17
Gasoline	\$2,887.46
Health Insurance	\$39,606.84
Dental Insurance	\$2,971.62
Life & Disability	\$669.72
Paving	\$3,300.00
Property & Liability Insurance	\$2,422.48
Debt Service Interest	\$35,210.64
Janitorial Supplies	\$149.12
Lab Supplies	\$3,042.59
Legal	\$240.50
Miscellaneous Expense	\$209.20
Office Supplies	\$971.60
Payroll	\$122,630.01
Payroll Overtime	\$16,028.24
Holiday Pay	\$829.59
Plant Operations	\$343.29
Postage	\$1,749.00
Caustic	\$9,179.25
Debt Service Principal	\$180,018.56
Printing Costs	\$653.45
Professional Dues	\$1394.04
Propane	\$2,628.99
Safety Supplies	\$66.03
FICA	\$8,674.45

HILLSBOROUGH WATER TREATMENT FACILITY
DETAILED STATEMENT OF EXPENSES

ACCOUNT	EXPENDED AMOUNT
Medicare	\$2,031.15
System Repair	\$24,797.57
System Maintenance	\$13,789.67
Telephone	\$4,553.77
Tool Purchase	\$226.00
Training Cost	\$641.50
Truck	\$2,917.45
System Parts	\$33,486.25
Lab Fees	\$3,257.00
Worker's Comp.	\$1,055.45
Retirement	\$10,745.67
Emergency Capital Reserve	\$10,000.00
Sand Replacement Capital Reserve	\$30,000.00
System Improvement CAP Reserve	\$10,000.00
Line Rehabilitation CAP Reserve	\$30,000.00
Bible Hill Reservoir CAP Reserve	\$10,000.00
Water Shed Protection CAP Reserve	\$10,000.00
Total Expenses	\$698,968.17



2
5
0



