



Institute for Health
Policy and Practice

IHPP & NH CHIS Data | An Overview

NH CHIS 2023 Annual Meeting
Tuesday, August 22, 2023

Public Health Surveillance

NH Claims Report Suite

- 17 unique public facing reports with visualizations and downloadable data
- Includes 4 sets of 12-month analytics periods or years
- Built summary tables from commercial, NH Medicaid and NH Medicare data
- Reports for medical, pharmacy and dental for each payer (as available)

Informing the Conversation: COVID Recovery Analysis

- Two data briefs published in January and April of 2023
- Available on IHPP's website
- Analyzed the observed rebound effects on medical and pharmacy claims after the COVID-19 pandemic
- Reported cost and utilization measures from January 2019 to December 2021

Mental Health Care Access in Pediatrics (MCAP)

- Two reports published in April and December of 2022
- Analyzed mental health conditions and treatment among NH's pediatric commercial and NH Medicaid enrollees



About IHPP

IHPP's mission is to achieve a health ecosystem driven by person-centered approaches, sound data, well-developed policy, and science.

IHPP Focal Areas:



**Health Law
& Policy**



**Health
Analytics
& Informatics**



**Delivery
System &
Payment
Reform**



**Long Term
Care
& Aging**



**Public Health
&
Health
Promotion**

IHPP has data use agreements in place to extract and analyze commercial, NH Medicaid and NH Medicare claims and enrollment data for NH DHHS-approved funded projects and grant proposals.



NH Report Suite: Episode Treatment Groups

Institute for Health Policy and Practice | SAS® Visual Analytics - Explore and Visualize

Welcome to the NH Claims Report Suite > Episode Treatment Groups

Commercial Episode Treatment Groups | NH Medicaid Episode Treatment Groups | NH Medicare Episode Treatment Groups

Report Filters

Return to Home Page | User Guide

Filter Crosstab by MPCs | Filter Crosstab by ETGs

Institute for Health Policy and Practice | SAS® Visual Analytics - Explore and Visualize

Welcome to the NH Claims Report Suite > Episode Treatment Groups

Commercial Episode Treatment Groups | NH Medicaid Episode Treatment Groups | NH Medicare Episode Treatment Groups

Report Filters

Return to Home Page | User Guide

Medical Reports

- About the Medical Data & Methods
- Medical Overview
- Chronic Conditions/Comorbidity Status
- Chronic Indication Level
- Medical Interaction Level
- Medical Type of Service (High Level)
- Major Practice Categories
- Episode Treatment Groups
- Medical Compare Groups

Pharmacy Reports

- About the Pharmacy Data & Methods
- Pharmacy Overview
- Pharmacy Therapeutic Class
- Pharmacy Compare Groups

Dental Reports

- About the Dental Data & Methods
- Dental Overview
- Dental Type of Service
- Dental Compare Groups

Copyright 2023 IHPP UNH

Top 10 Episode Treatment Groups Bar Chart | All Episode Treatment Groups Data

Medical Cost Per Member Per Month (PMPM) for the 10 Most Common ETGs Based on Member Months for NH Medicaid Members for Analytic Period 1

Medical Cost Per Member Per Month (PMPM) for the 10 Most Common ETGs Based on Member Months for NH Medicaid Members for Analytic Period 2

Medical Cost Per Member Per Month (PMPM) for the 10 Most Common ETGs Based on Member Months for NH Medicaid Members for Analytic Period 3

Medical Cost Per Member Per Month (PMPM) for the 10 Most Common ETGs Based on Member Months for NH Medicaid Members for Analytic Period 4

Filter Selections: Geography = <No item selected>, Age Category = <No item selected>, Sex = <No item selected>, Analytic Period = <No item selected>

OPTUMinsight's Symmetry Episode Treatment Groups® (ETGs®) software was used to identify Episode Treatment Groups (ETG). Optum®, Symmetry®, Episode Treatment Groups®, ETG®, service marks and logos are registered and unregistered trademarks of Optum and its affiliates in the United States and other countries.

NH Commercial

Months with on	Condition Costs	All Costs for Members with Condition	Medical Cost Per Member Per Month - Conditions Costs for Total Population	Medi Per Mo for Me
1.6%	\$2,234,612	\$32,583,731		\$0
0.2%	\$1,224,874	\$13,346,735		\$0
2.9%	\$5,372,791	\$96,707,570		\$1
0.1%	\$2,862,377	\$12,848,435		\$1
0.2%	\$4,636,452	\$81,636,855		\$1
0.0%	\$139,853	\$2,520,245		\$0
0.0%	\$75,389	\$11,411,873		\$0
3.4%	\$4,358,441	\$95,443,661		\$1
0.1%	\$34,247	\$7,874,558		\$0
0.5%	\$9,150,291	\$38,317,768		\$2
0.1%	\$692,715	\$3,318,299		\$0
0.7%	\$17,633,126	\$68,506,189		\$3

selected>, Sex = <No item selected>, Analytic Period = <No item selected>, Major Practice Category = <No item selected>

isode Treatment Groups (ETG). Optum®, Symmetry®, Episode Treatment Groups®, ETG®, service marks and logos are registered and

Try it out at:
ihppdata.org

Informing Policies & Practices

Behavior Health Medicaid Mortality (BHMM) Study

- Conducted in partnership with NH Medicaid
- Examined care that preceded behavior health related deaths such as suicide and drug overdose, and opiate-related overdose

Study of Mental Health Related Visits to the Emergency Department

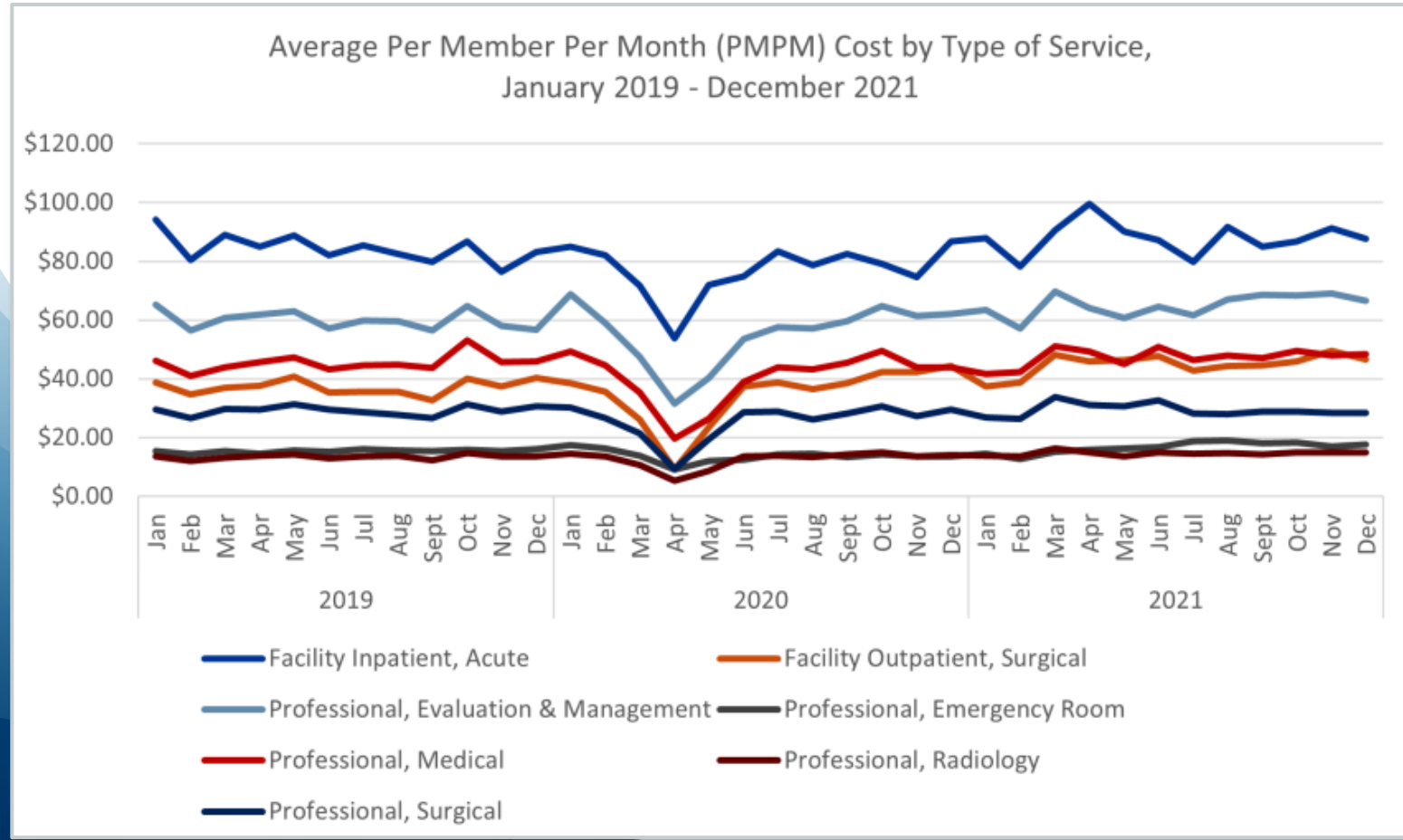
- Includes commercial, NH Medicaid and NH Medicare data
- Analyzed rates of visits to the ED for mental health conditions as well as care patterns prior to and following those ED visits

Analysis of Dental Claims to Understand Patterns of Oral Health Care Services in 2017-2019, Fluoridation, and Oral Health Care Patterns During the COVID-19 Pandemic

- Published an oral health report on patterns of oral health care services, in addition to use of fluoride and patterns of care during the COVID-19 pandemic
- Analyzed commercial and NH Medicaid (enrollees aged 0-21) dental claims
- Funded by the NH Children's Health Foundation



Informing the Conversation: COVID Recovery Analysis



COVID-19 Claims Recovery Analysis

INFORMING THE CONVERSATION SERIES
JANUARY 2023

TYPES OF SERVICE (TOS)
The Types of Service depicted in the keys below the logic of the American Medical Association (AMA) book and align with the procedure codes. The types of service are broken down into three nodes, separated by periods (e.g., PRO:EMED).

- Professional (PRO)** - Costs for professional services associated with a visit to a physician, psychologist, lab technician - anyone with professional designation.
- Facility (FAC)** - Costs for facility use associated with a visit.
- Facility Inpatient (FI)** - Costs for facility use associated with an inpatient stay.
- Facility Outpatient (FO)** - Costs for facility use associated with an outpatient stay.
- Ancillary (ANC)** - Other costs associated with a visit (e.g., supplies, drugs administered).
- Facility Inpatient, Acute (FIAC:IP:ACUTE)** - An inpatient facility service for an acute visit.
- Facility Outpatient, Surgical (FIAC:OP:SURG)** - An outpatient facility service for a surgical visit.
- Professional, Evaluation and Management (PRO:EMED)** - Services rendered by a provider (e.g., office visit, hospital visit, chronic care management services, advanced care planning).
- Professional, Emergency Room (PRO:PRO:ER)** - Emergency room services rendered by a provider (e.g., emergency department visit, advanced life support).
- Professional, Medical (PRO:PRO:MED)** - Services rendered by a provider that are not included in evaluation and management (e.g., vaccination, dialysis, allergy services, occupational therapy services, developmental testing, contact lens fitting).
- Professional, Radiology (PRO:PRO:RAD)** - Radiology services rendered by a provider.
- Professional, Surgical (PRO:PRO:SURG)** - Surgical services rendered by a provider.

© 2023 Institute for Health Policy and Practice, UNH. All Rights Reserved. | Liberty Way | Durham, NH 03824 | ioh.unh.edu/page/1

D-19 Pharmacy Claims Recovery Analysis

INFORMING THE CONVERSATION SERIES
APRIL 2023

This brief, *COVID-19 Claims Recovery Analysis*, described the average per member per month (PMPM) costs for medical (by commercially insured enrollees during the early months of the pandemic, and the subsequent rebound in July 2020) pharmacy average PMPM costs among commercially insured in January 2019 through December 2021. **Figure 1. Table** indicate that, unlike medical services, pharmacy PMPM costs tend to drop during the pandemic period.

Figure 1. Average Per Member Per Month (PMPM) Costs by Medical Type of Service and Pharmacy Services, January 2019-December 2021

Legend:

- Sex hormones
- Proton pump inhibitors
- Penicillins
- Immunostimulants
- Dermatological agents
- Bronchodilators
- Antihypertensive agents
- Antidepressants
- Anticonvulsants
- Analgesics
- Adrenal cortical steroids
- Thyroid hormones

© 2023 Institute for Health Policy and Practice, UNH. All Rights Reserved. | Liberty Way | Durham, NH 03824 | ioh.unh.edu/page/1

Read both publications at:
<https://tinyurl.com/yc7kvjpu>

Study of Mental Health Related Visits to the Emergency Department

Filters

Payer: (All)

Year: 2021

Diagnosis (Primary Unless Otherwise Noted): Any Selected Mental Health Disorder

Treatment: Any Mental Health Treatment

ER Visit Associated with Inpatient Stay?: Any

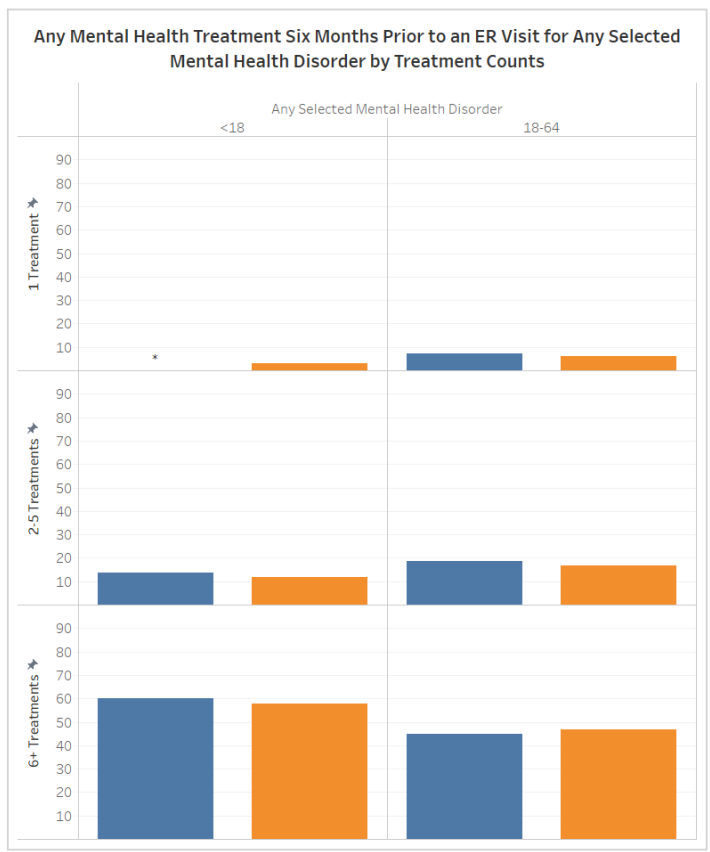
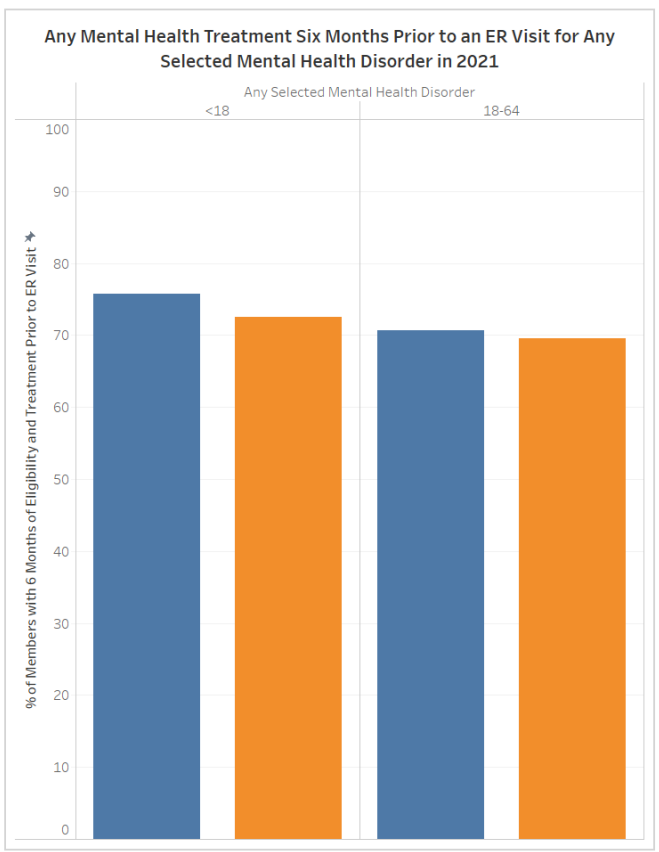
Include E&M as Treatment?: No

Age Group: (All)

Sex: (All)

Member County: (All)

Data Source:
■ Commercial (Fully Insured)
■ Medicaid Non-Dual Eligible



Filters

Payer: (All)

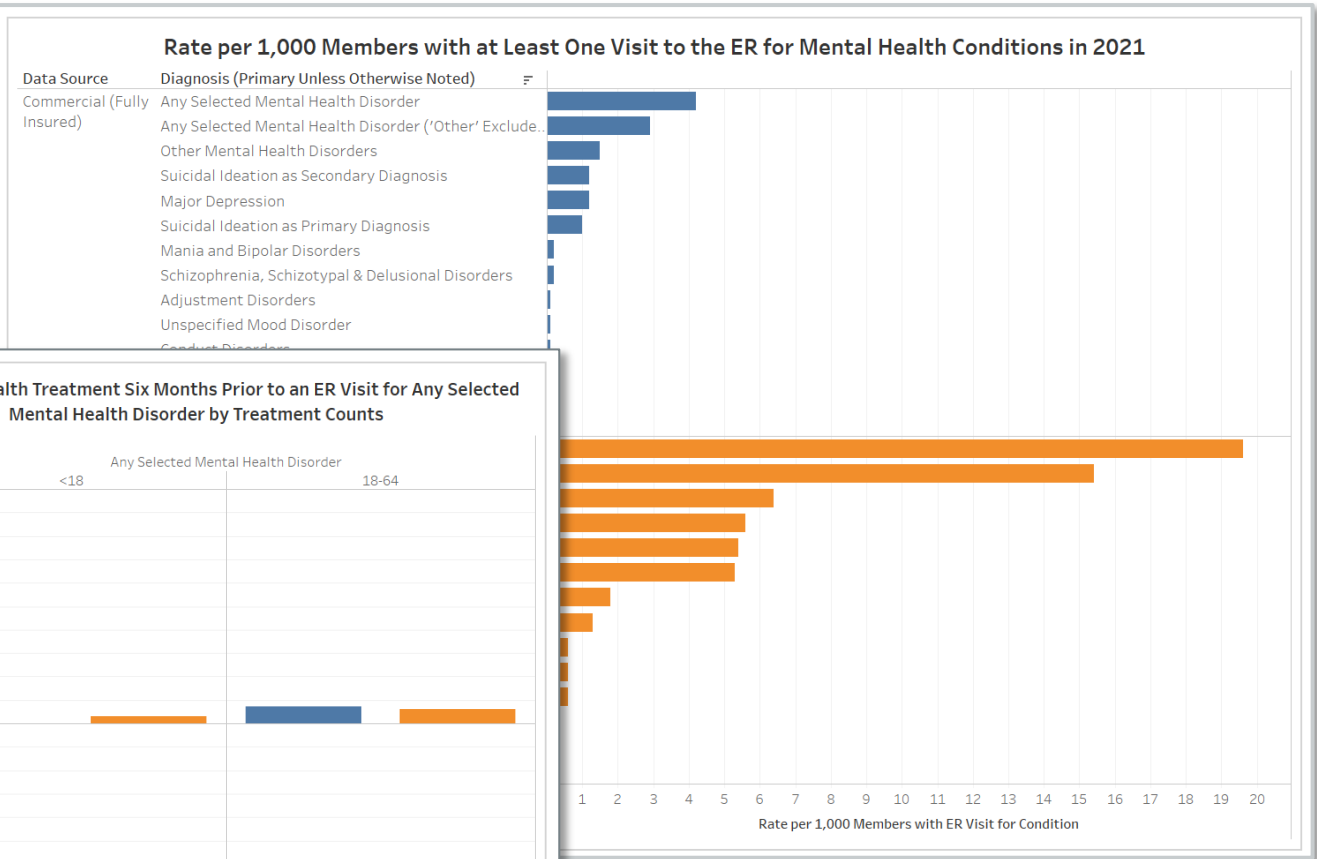
Year: 2021

Diagnosis (Primary Unless Otherwise Noted): (All)

Was the ER Event Associated with an Inpatient Stay?: Any

Age Group: (All)

Sex: (All)



Example dashboards:

- Treatment Prior to ED Visit
- Rate of Members Seen in ED for MH Conditions

Final Thoughts

IHPP has also conducted claims analysis for the following type of work:

- Grant proposals and grant-funded reporting work
- Feasibility studies including the examination of the utility of claims in comparison to other data sources
- Academic research and publications
- Case/control studies
- Project planning and sustainability

Our analytic work spans over issues critical to public health programs including:

- Mental and behavioral health
- Substance use disorder including opioid use disorder
- Chronic conditions
- COVID-19 pandemic
- Issues related to specific populations (e.g., pediatrics, older adults)
- Oral health



Thank you!

Contact: erica-lyn.plante@unh.edu

Data Dashboards: ihppdata.org

Publications: <https://tinyurl.com/yc7kvjpu>

