

352.0742b
B76
2009
c.2

ANNUAL REPORT
for the
Town
of
BRIDGEWATER
New Hampshire



for the Fiscal Year ending
December 31, 2009



PASSINGS

Creighton Gray was a long term resident of this community and passed away recently. Some years ago, he was involved with the conservation commission. As a community, we will miss him

Index

STATE LIBRARY
JUN 21 2013
CONCORD, NH

Town Officers..... 2

Selectmen’s Report 4-5

Town Warrant 6

Town Budget Appropriations 7-8

Tax Rate Computation & Comparisons..... 9-10

Tax Rate 1990-2008 11

Auditor’s Report/Notes to Financial Statements 12

Town Meeting 13-14

Appropriation Summary 15-23

Vendor Information..... 24-25

Town Salaries..... 26

Planning Department Report 27

Highway Department Report..... 27

Bridgewater Fire-Rescue-EMS..... 28-29

Public Library Report..... 31

Vital Statistics..... 32

Bridgewater-Hebron Village District 33

Bridgewater-Hebron Balance Sheet 35

Bridgewater-Hebron Profit & Loss Report..... 36

Hebron Bridgewater Refuse District..... 37-38

Bridgewater-Hebron Budget 2009..... 39-41

2006 Tax Rates - All Cities and Towns 42-44

Telephone Numbers outside back cover

TOWN OFFICERS

March Town Meeting

Town Clerk

Colleen Kenny	2011
---------------	------

Selectmen

Maurice Jenness	2011
Terence Murphy	2012
Henry Woolner	2010

Treasurer

Marilyn Raymond	2012
Pauline Thompson, Deputy	2011

Trustees of Trust Funds

Karen Simula	2011
Richard Cunningham	2010
Ryan MacFarland	2012

Supervisors of Checklists

Rose Williams	2014
Margaret Petraszewski	2010
Judith Photinas (Appointed)	2012

Moderator

Andrew Denton	2011
---------------	------

Library Trustees

Marilyn Raymond	2012
Bruce Brinklow	2010
Rose Williams	2011

APPOINTMENTS

Deputy Town Clerk

Cathy Lyford	2012
--------------	------

Deputy Treasurer

Pauline Thompson	2011
------------------	------

Tax Collector

Kathy Vestal	2012
Kathi Lovett, Deputy	2011

Forest Fire Warden

Arnold Cate

Deputy Fire Wardens

Dana Davis	Don Atwood
Hoby Harmon	

Planning Board

Kathi Lovett, Chair	Ken Weidman
David Dyer, Vice Chair	Jeff Bird
Robert Felder	Wesley Morrill
Hank Woolner, Ex. Off.	

Alternates:	Gene Bank	Michael Capsalis
	Terence Murphy, Alt. Ex. Off.	Gordon Tapply

Zoning Board of Adjustment

William Weir	Stephen Williams, Chair
E. Wayne Thompson	Janet Woolner
Gerard Godville	Marsha Felder

Conservation Committee

William Weir - Chair	Donald Estes
School Board Member	Vince Migliore
School Board Budget Committee	John Voelbel
Road Agent	Arnold Cate
Chief of Police	E.J. Thompson
Fire Chief	Andrew Denton
Building Inspector	James Gickas
Town Forester	George Frame
Town Assessor	Diana Calder

Selectman's Report 2009

2009 was a year that most towns found challenging. A second heavy snow year, high energy prices, poor fiscal performance for the state and national economy; given that context, we managed to have a reasonable year. The state suspended revenue sharing to cities and towns but we managed to carry on and finished the year in reasonable fiscal shape. One of our strengths is our low debt structure and short term payoff. We have only about 5 years remaining on the major infrastructure upgrades of the public safety building and the new fire truck. We continue to be one of the lowest tax rates in the state and (thus far) we still decline relative to other towns. Our infrastructure and services are in great shape. We are, however, feeling the effects of factors outside our control. Unless the state legislature extends or modifies the state property tax, it is likely that by 2011 we will be impacted by about \$145,000. We become a Donor Town! We could rail on about the stupidity of the state tax, but to no avail. We are working with a coalition of towns to avoid that issue until at least 2013. In addition, Grafton County is still planning the boondoggle of a project of the 40 million dollar jail. It has been tied up in court appeals, but rest assured, as soon a decision is made, they will start the project. 40 million dollars to house 150 inmates! You should be outraged at that decision especially since it doesn't include operational costs, new services and additional staff. Look up the commissioners at <http://www.graftoncountynh.us/> and call them to voice your opinion. Look up your Representatives and call them. Ask your friends to call. Don't be bashful. They are going to be impacted as well! Ask the elected officials to table the jail until the economy recovers and scale back the proposal. You can find the reps at:
<http://www.gencourt.state.nh.us/house/members/grafton.htm>.

We have no plans to recommend any additional upgrades in services. We have been essentially level funded for the last few years and will continue the fiscally conservative approach to managing your funds. We have had great assistance from the heads of all departments in finding savings and cutting back whenever possible.

One item of note is property assessments. No banks have gone bust in NH and very few (if any) have failed in New England. However, the manner of appraising property value by bank appraisers has changed drastically. The banks desire a large margin to buffer their loans and those appraisals can be much lower than the assessment the town carries on

the books. Read the report from the town assessor for greater detail.

70% of your taxes are from out of Town; School, State and County. Cutting back on the lean infrastructure services in the municipal budget would be unwise as the cost of replacing them in the future, would cost much, much more. The budget is in keeping with the last few years.

All in all, we are doing ok!

Sincerely

Maurice "Skip" Jenness, Terry Murphy, Henry, Woolner

Selectmen.

TOWN WARRANT

STATE OF NEW HAMPSHIRE

TO THE INHABITANTS OF THE TOWN OF BRIDGEWATER IN THE COUNTY OF GRAFTON IN SAID STATE, QUALIFIED TO VOTE IN TOWN AFFAIRS:

You are hereby notified to meet at the Town Hall in said Bridgewater on Tuesday, the ninth day of March, 2010 next at twelve of the clock in the noon to act on the following subjects:

Polls to be opened from 12 Noon to 6:00 p.m.

Business Meeting 7:30 pm

1. To choose a Selectman for three (3) years and all other necessary town officials.
2. To see if the town will vote the following: Are you in favor of adoption of the Amendment as proposed by the Bridgewater Planning Board for the town's zoning ordinance, as follows: Are you in favor of amending Section E (8) to allow generic directional signs and to add a definition of the same as put forth by the Planning Board?
3. To see if the Town will vote to raise and appropriate the sum of 1,279,000.00 which represents the operational budget. **Said sum does not include amounts in separate or special warrant articles.** (Majority vote required.) Recommended by the Selectmen.
4. To see if the Town will vote to raise and appropriate the sum of \$48,000 for the purchase of a highway pickup truck and authorize the issuance of not more than \$48,000 in notes or bonds for this purpose, in accordance with the provisions of the Municipal Finance Act (RSA 33), with the selectmen determining the interest rates thereon. The effect of this article is to confirm and ratify the vote of the 2009 Town Meeting on Article 3, which vote had a procedural error. **2/3 ballot vote required.** Recommended by the Board of Selectmen."
5. To transact any other business that may legally come before the meeting.

Given under our hand and seal, this __12th__ day of February in the year of our Lord two thousand and ten.

Terence M. Murphy

Henry Woolner

Maurice Jenness

A true copy of warrant attests:

Terence M. Murphy

Henry Woolner

Maurice Jenness

Selectmen
of
Bridgewater

Selectmen
of
Bridgewater

Budget for the Town of Bridgewater, NH

Appropriations & Estimates of Revenue

for the Ensuing Year Jan. 1, 2010 to Dec. 31, 2010

	Appropriated Previous Yr	Actual Exp. Previous Yr	Appropriation 2010
4130.00 · Executive	60,000.00	54,884.63	60,000.00
4140.00 · Elect/Vehicle Reg/Vital St. TC	30,000.00	30,022.42	32,000.00
4150.00 · Financial Administration	47,000.00	27,575.71	30,000.00
4152.00 · Reval/Assessing Expense	30,000.00	43,942.61	45,000.00
4153.00 · Legal Matters & Expense	5,000.00	2,879.52	2,900.00
4155.00 · Personnel Administration	105,000.00	94,541.14	105,000.00
4191.00 · Planning & Development	7,600.00	5,454.64	5,000.00
4194.00 · Municipal Buildings	75,000.00	81,734.12	80,000.00
4195.00 · Cemeteries	500.00	735.00	700.00
4196.00 · Insurance	46,000.00	41,909.00	51,000.00
4200.00 · Public Safety	175,000.00	189,562.72	195,000.00
	Police		
	75,000	59802.60	60,000
	EMS		
	60,000	80396.73	85,000
	Fire		
	40,000	46363.39	50,000
4240.00 · Building Inspection	2,400.00	2,200.00	2,400.00
4290.00 · Emergency Management	600.00	950.33	700.00
4311.00 · Highway & Streets - Admin.	262,000.00	234,463.94	252,000.00
4324.00 · Sanitation	251,179.00	251,229.00	251,800.00
4415.00 · Health Agencies	12,000.00	10,242.00	12,000.00
4440.00 · Welfare	6,002.00	1,109.88	7,000.00
4500.00 · Culture and Recreation Expense	13,675.00	18,882.75	15,000.00
4600.00 · Environmental & Conservation Ex	1,000.00	2,600.00	2,500.00
4711.00 · Debt Service	126,000.00	127,620.87	129,000.00
4901.00 · Capital Outlay	48,000.00	48,000.00	0.00
	<hr/>		
	1,303,956.00	1,270,540.28	1,279,000.00
			<hr/>
% Increase			-1.91%
3100.00 · Taxes (Yield, Excavation, Other)		6798.61	6,000.00
3200.00 · License, Permits and Fees	231,500.00	252,815.15	245,000.00
3290.99 · Misc. Permits & fees	2,000.00	-1,926.50	1,000.00
3351.00 · Revenue-State of NH	92,600.00	89,442.92	85,000.00
3401.00 · Local Revenues	10,000.00	5,011.88	5,000.00
3502.00 · Interest	12,000.00	1,185.15	10,000.00
3503.00 · Other	0.00	175.00	0.00
3930.00 Long Term Bonds	48,000.00	48,000.00	0.00
3509.00 · Misc Revenues	14,000.00	14,551.97	10,000.00
	<hr/>		
	410,100.00	416,054.18	356,000.00
Amount of Taxes to raise:	893,856.00	854,486.10	923,000.00
(Exclusive of School, County and Village.)			

Bridgewater

YTD Detail

Jan. 1, 2009 to Dec. 31, 2009

Revenues

Income

3000.00 · Revenues	
3120.10 · Land Use Change Tax - Current	0.00
3122.10 · Abatements	-4,269.10
3185.10 · Yield Tax - Current Year	1,249.27
3189.20 · Other Taxes	2,468.24
3190.10 · Interest & Penalties - Prop.	7,350.20
Total 3000.00 · Revenues	6,798.61
3200.00 · License, Permits and Fees	
3220.10 · Motor Vehicle Permits	250,918.15
3220.99 · Other MV Fees	766.00
3230.10 · Building Permits	550.00
3290.10 · Dog Licenses	569.00
3290.30 · Marriage License & Fees	12.00
Total 3200.00 · License, Permits and Fees	252,815.15
3290.99 · Misc. Permits & fees	-1,926.50
3351.00 · Revenue-State of NH	
3351.10 · Shared revenue	46,142.13
3353.10 · Highway Block Grant	42,856.57
3359.99 · Other State Grants	444.22
Total 3351.00 · Revenue-State of NH	89,442.92
3401.00 · Local Revenues	
3401.10 · Revenue - Selectman	260.00
3401.30 · Revenue - Ambulance	4,382.88
3401.40 · Revenue - Police	90.00
3401.60 · Misc Revenue - Town Clerk	279.00
Total 3401.00 · Local Revenues	5,011.88
3502.00 · Interest	
3502.10 · Interest on Deposits	1,185.15
Total 3502.00 · Interest	1,185.15
3503.00 · Rents	
3503.10 · Rental - Town Hall	175.00
Total 3503.00 · Rents	175.00
3509.00 · Misc Revenues	
3509.99 · Other Misc Unclass. Revenue	616.60
3509.00 · Misc Revenues - Other	13,935.37
Total 3509.00 · Misc Revenues	14,551.97
3930.00 · Long Term Bonds	
3935.10 · Proceeds - Other Bonds	48,000.00
Total 3930.00 · Long Term Bonds	48,000.00
Total Income (Excluding Property Taxes)	416,054.18

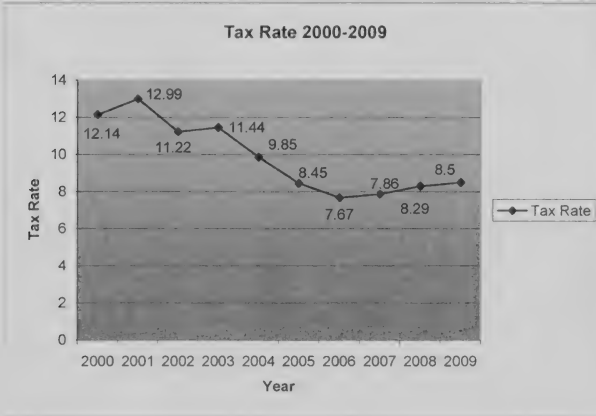
**Consumer Price Increase and Taxes 2000 - 2010
Town of Bridgewater**

Base Yr	1998	11.07		
Yearly % CPI USA				
Year	Annual	Tax Rate	Incr/Decr In \$	% Inc/Decr
2000	3.4	\$12.14	\$1.07	9.67%
2001	2.8	\$12.99	\$0.85	7.00%
2002	1.6	\$11.22	-\$1.77	-13.63%
2003	2.3	\$11.44	\$0.22	1.96%
2004	2.7	\$9.85	-\$1.59	-13.90%
2005	3.4	\$8.45	-\$1.40	-14.21%
2006	3.2	\$7.67	-\$0.78	-9.23%
2007	2.8	\$7.86	\$0.19	2.48%
2008	3.8	\$8.29	\$0.43	5.47%
2009	-0.4	\$8.50	\$0.21	2.53%

Average US Increases 2000- 2009	2.56%	Town Increase 2000-2009	-2.19%
---------------------------------------	-------	----------------------------	--------

2000 - 2004 Reflects new school building and State Property Tax (Donor Town)
2007-08 Reflects DRA's error in Utility Appraisals & loss of > 30 Million in Assessed Value

Year	Appropriated	Taxes to Raise (Appropriation less Revenues)	Incr/Decr on the amount appropriated	Incr/Decr on Taxes Raised	Municipal Tax Base
2006	\$ 1,253,678.00	\$ 846,056.00	Base Yr	Base Yr	\$ 390,836,500.00
2007	\$ 1,210,737.00	\$ 850,644.00	\$ (42,941.00)	0.54%	\$ 377,475,200.00
2008	\$ 1,211,237.00	\$ 849,137.00	\$ 500.00	-0.18%	\$ 371,923,400.00
2009	\$ 1,255,959.00	\$ 845,859.00	\$ 44,722.00	-0.39%	\$ 377,121,883.00
Average	\$ 1,232,902.75	\$ 847,924.00	\$ 760.33	-0.0070%	-3.509%



Average House Assessment
% CPI \$253,000.00

Year	Annual % CPI	Tax Bill	\$ Increase	% Increase
2000	3.4	\$1,775.00	Base	Base
2001	2.8	\$1,900.00	\$125.00	3.10%
2002	1.6	\$1,955.00	\$55.00	2.89%
2003	2.3	\$2,015.00	\$60.00	3.07%
2004	2.7	\$2,091.00	\$76.00	3.77%
2005	3.4	\$1,818.00	-\$273.00	-13.06%
2006	3.2	\$1,823.00	\$5.00	0.28%
2007*	2.8	\$2,100.00	\$277.00	15.19%
2008	3.8	\$2,105.00	\$5.00	0.24%
2009	-0.4	\$2,166.00	\$61.00	2.90%

* Reflects Building Improvements by Owner

Average Increase
10 Year Period
Including Upgrades 2.04%

TAX RATE COMPUTATION

	Estimated 2008	Actual 2008	Estimated 2009	Est. Tax Rate 2010	Tax Rate 2009
Total Town Appropriation	1,303,959	1,270,540.28	1,279,000.00		
Total Revenues	410,100	416,054.18	356,000.00		
Net Town Appropriation	893,859	854,486	923,000	2.45	2.41
School Appropriation	900,000	913,269	931,534	2.47	2.42
State Appropriation	750,000	844,775	887,014	2.35	2.32
County Assessment	643,000	470,621	494,152	1.31	1.25
Village Assessment	48,000	47,356	47,000	0.12	0.13
Total Town, School, County	3,234,859	3,130,507	3,282,700	8.70	8.50

PROPERTY VALUATION COMPARISON

	Net Property Valuation	Valuation Change from Prev. Year	Tax rate/1000
1982	11,272,540	101,700	36.50
1983	11,674,845	402,305	35.00
1984	12,163,845	488,700	34.00
1985	12,481,080	317,235	39.00
1986	13,439,150	958,070	39.00
1987	15,678,789	2,239,639	39.40
1988	18,724,540	3,045,751	41.70
1989	157,658,824	na	6.15
1990	162,463,253	4,804,429	6.20
1991	165,419,977	2,956,724	6.40
1992	167,415,800	1,995,823	6.56
1993	169,246,500	1,830,700	6.87
1994	172,885,450	3,638,950	7.10
1995	174,444,950	1,559,500	7.14
1996	176,172,968	1,728,018	7.14
1997	177,228,279	1,055,311	7.80
1998	178,570,380	1,342,101	8.95
1999	180,468,875	1,898,495	11.07
2000	183,188,204	2,719,329	12.14
2001	185,144,704	1,956,500	12.99
2002	238,833,700	53,688,996	11.22
2003	262,488,631	23,654,931	11.44
2004	311,947,500	49,458,869	9.85
2005	321,498,700	9,551,200	8.45
2006	390,991,700	69,493,000	7.67
2007	377,475,200	-13,516,500	7.86
2008	371,923,400	-5,551,800	8.29
2009	377,121,883	5,198,483	8.50

Tax Rate 1990-2009

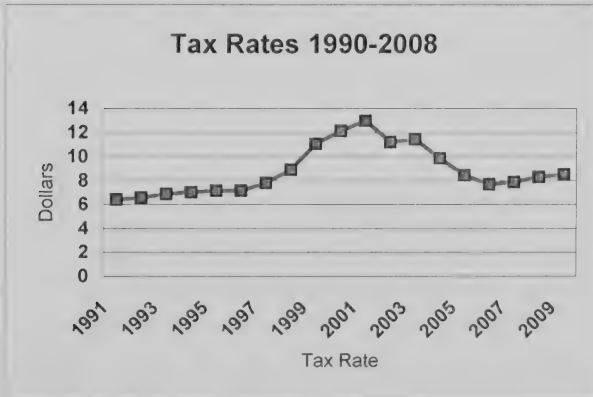
Year	Town	Newfound		Village District	State Property Tax	Tax Rate
		Sch. Dist.	County			
1991	2.09	3.40	0.91			6.40
1992	2.02	3.51	1.03			6.56
1993	1.98	3.70	1.19			6.87
1994	1.95	3.81	1.26			7.02
1995	1.95	3.91	1.28			7.14
1996	1.92	3.95	1.27			7.14
1997	1.91	4.72	1.17			7.80
1998	1.88	5.15	1.21	0.67		8.91
1999	1.82	1.69	1.30	0.79	5.47	11.07
2000	1.85	2.67	1.35	0.89	5.38	12.14
2001	2.22	2.48	1.52	1.04	5.73	12.99
2002	2.05	2.18	1.25	0.89	4.84	11.21
2003	1.79	3.08	1.63	0.97	3.97	11.44
2004	2.30	2.74	1.46	0.62	2.74	9.85
2005	2.44	1.69	1.35	0.19	2.80	8.44
2006	2.06	1.95	1.30	0.23	2.13	7.67
2007	2.35	1.56	1.26	0.18	2.51	7.86
2008	2.30	2.28	2.10	0.14	1.46	8.28
2009	2.41	2.42	1.25	0.13	2.32	8.50

Definitions: Town = Local costs; Highway, Fire, Police, Administration, Sanitation
 Newfound School District = Local cost of Cooperative School District

County = Grafton County Services; Deeds, County Nursing Home; Jail; Courts

Village District = New School Bldg. owned by Bridgewater & Hebron
 (Operated & staffed by Newfound School District)

State Property Tax = Broad Based tax based on the total valuation of the Town and a complex formula for adequate education cost.



Audit Report

The Town of Bridgewater has three divisions:

The Town of Bridgewater (Municipal Services)

H-B Regional Refuse Disposal District

Bridgewater – Hebron Village District (School in Bridgewater)

This year we continued updating all divisions to a new common accounting system, new chart of accounts and new internal controls. As mentioned last year, this was to meet new Government Accounting Standards as put forth by the AICPA and required by the State. This has proven a more time consuming process (and expensive!) and the auditors are behind in completing the audits. The 2008 audits are complete for the Refuse District (first for that District) and the Village District. We will start the 2008 & 2009 audit for the Town this spring as well as the 2009 audit for the districts. A copy of all audits are forwarded to the DRA by the auditors to meet necessary oversight requirements.

Recently, in testimony before the House Municipal and County Committee, the DRA acknowledged that by the end of 2009 only 41 percent of municipalities had filed a CPA audit for calendar 2008. We also met with the DRA last summer and discussed this matter as well as the much higher cost and time associated with conducting the annual audit. Even if the DRA and the legislature agree to modifications in the audit procedures, it leaves the communities with another dilemma: Financial institutions require audits as a prerequisite for lending. No audit, no money! Unless new rules and procedures are adopted by national and regional agencies, it will continue to be a problem.

We will continue to streamline our procedures and policies to become more efficient in meeting these requirements.

The Selectmen

TOWN OF BRIDGEWATER
Annual Town Meeting Summary
March 10, 2009

The Annual Bridgewater Town Meeting opened with the Pledge of Allegiance and a prayer at approximately 7:32 pm. Present were Moderator Andrew Denton, Selectman Terence Murphy, Selectmen Maurice Jenness, Selectmen Henry Woolner and approximately 150 residents.

Articles were as follows:

Article #1: “Choose a Selectman for 3 years and all other necessary town officials”. This was done by town ballot of which there were 261 ballots cast. Votes cast were as follows:

Selectman – 3 year term:

Terence Murphy 219 votes
Ronald Olszak 42 votes

Treasurer – 3 year term:

Marilyn Raymond 208 votes
Donna Olszak 53 votes

Library Trustee – 3 year term:

Helen Hemphill – Write In

Trustee of the Trust Fund – 3 year term:

Ryan McFarland – Write In

Article #2: “To see if the Town will vote to raise and appropriate the sum of \$1,255,959.00 which represents the operational budget. Said sum does not include warrant articles. (Majority vote required.) Recommended by the Board of Selectmen.”

Terence Murphy moved this article as written, Ron Linde seconded the motion. There were no comments from residents. Article #2 passed unanimously with no dissenting votes.

Article #3: “To see if the Town will vote to appropriate the sum of \$48,000 for the purchase of a highway pickup truck and authorize the issuance of not more than \$48,000 for notes and bonds for a period of not more than 4 years, in accordance with the provisions of the Municipal Finance Act (RSA 33) and to authorize the Selectmen to issue and negotiate such bonds and notes to determine the interest rate thereon. Majority vote required. Recommended by the Board of Selectmen. Note: This appropriate is in addition to Warranty Article #2, the operation budget.”

Terence Murphy moved this article as written, Glenn Lucas seconded the motion. There was a brief discussion from Selectman Murphy regarding the need for the replacement of the 2000 town pickup and the purchase of the Ford 550 pickup. Article #3 passed unanimously with no dissenting votes.

Article #4: “To transaction any other business that may legally come before this meeting.”

No other business offered. Ron Linde moved for the meeting to be adjourned, seconded by Mike Capsalis.

Meeting adjourned at 7:41 pm.

Respectfully submitted,

Colleen Kenny
Town Clerk

**Town of Bridgewater
Year to Date Detail
Expenses
January through December 2009**

	Executive Expenses	Jan - Dec 09
Expense		
4130.00 · Executive		
4130.10 · Selectman Salaries		14,850.00
4130.20 · Selectman Expenses		5,108.05
4130.25 · Secretarial Exp.		9,367.00
4130.30 · Office Supplies - Town Hall		3,093.32
4130.32 · Software		3,736.79
4130.33 · Fees & Licenses & Dues		1,706.98
4130.35 · Phone		2,402.45
4130.37 · Outside Services/Subcontractor		8,811.55
4130.40 · Office Equipment		1,856.05
4130.45 · Postage		1,430.74
4130.50 · Copy Expenses		2,028.90
4130.60 · Moderator		150.00
4130.99 · Other Office Expenses		342.80
Total 4130.00 · Executive		54,884.63

	Legal Expense	Jan - Dec 09
Expense		
4153.00 · Legal Matters & Expense		
4153.10 · General Legal Expense - Town		1,679.52
4153.99 · Other Legal Expenses		1,200.00
Total 4153.00 · Legal Matters & Expense		2,879.52

	Insurance Expense	Jan - Dec 09
Expense		
4196.00 · Insurance		
4196.10 · Insurance - General Liability		5,795.00
4196.20 · Insurance - Public Bond		3,027.00
4196.40 · Insurance - Floaters		472.00
4196.50 · Insurance - Work. Comp.		29,451.00
4196.99 · Insurance - Other		3,164.00
Total 4196.00 · Insurance		41,909.00

**Town of Bridgewater
YTD Detail
January through December 2009**

	Town Clerk	Jan - Dec 09
Expense		
4140.00 · Elect/Vehicle Reg/Vital St. TC		
4140.10 · Town Clerk Salary		4,400.00
4140.15 · Deputy Town Clerk Salary		3,208.37
4140.20 · Administrative Salaries & Fees		12,701.00
4140.25 · Election Admin./Stipends		1,380.00
4140.30 · Office Supplies - Town Clerk		809.49
4140.32 · Software		499.83
4140.33 · Fees & Licenses & Dues		1,468.00
4140.35 · Phone - TC		1,680.52
4140.40 · Office Exquipment		2,790.00
4140.45 · Postage		156.49
4140.60 · Fees to State		432.00
4140.70 · Election Expense		440.30
4140.99 · Other Expense - TC		56.42
Total 4140.00 · Elect/Vehicle Reg/Vital St. TC		30,022.42

	Treasurer	Jan - Dec 09
Expense		
4151.00 · Town Treasurer		
4151.10 · Treasurer Salary		3,025.00
4151.20 · Deputy Treasurer Salary		3,025.00
4151.30 · Office Supplies - Treasurer		100.00
4151.45 · Postage		453.67
Total 4151.00 · Town Treasurer		6,603.67

	Financial Administration	Jan - Dec 09
Expense		
4150.00 · Financial Administration		
4150.15 · Tax Collector Salary		11,000.00
4150.20 · Deputy Tax Collect. Salary		390.00
4150.25 · Secretarial Expense		1,651.50
4150.30 · Office Supplies -TXC		402.50
4150.33 · Fees & Licenses & Dues		3,127.29
4150.35 · Phone - TXC		1,062.36
4150.37 · Outside Services-Subcontractors		795.00
4150.40 · Office Equipment		-78.00
4150.45 · Postage - TXC		1,854.48
4150.60 · Rec'd Fees - Registrar of Deeds		319.76
4150.99 · Other Financial Admin. Expense		447.15
Total 4150.00 · Financial Administration		20,972.04

Treasurer Plus Financial	27,575.71
---------------------------------	------------------

Town of Bridgewater
YTD Detail
 January through December 2009

	<u>Jan - Dec 09</u>
Assessing Expense	
Expense	
4152.00 · Reval/Assessing Expense	
4152.10 · Assessor Salary	10,945.00
4152.20 · Support Salaries and Fees	4,333.00
4152.30 · Office Supplies	944.10
4152.31 · Training;Workshops;Mileage	20.00
4152.33 · Fees & License & Dues	5,020.00
4152.37 · Outside Services / Subcont.	15,340.60
4152.60 · Tax Mapping & Updates	6,625.00
4152.99 · Other Reval/Assessing Exp	714.91
Total 4152.00 · Reval/Assessing Expense	<u><u>43,942.61</u></u>

	<u>Jan - Dec 09</u>
Personnel Administration	
Expense	
4155.00 · Personnel Administration	
4155.10 · Social Security - FICA -Town	18,185.32
4155.20 · Social Security - Medicare	4,924.93
4155.30 · Unemployment Comp - Town FUTA	299.07
4155.40 · Payroll Taxes	145.68
4155.50 · Retirement Exp - Town	13,696.60
4155.60 · Retirement Exp. - NH	168.78
4155.70 · Health Insurance	46,090.14
4155.99 · Other Employee Benefits	11,030.62
Total 4155.00 · Personnel Administration	<u><u>94,541.14</u></u>

	<u>Jan - Dec 09</u>
Planning & Development	
Expense	
4191.00 · Planning & Development	
4191.10 · Clerical Exp - PB	2,406.60
4191.31 · Training/Workshops/Mileage	210.00
4191.37 · Outside Consulting Srvs	1,599.00
4191.40 · Office Equipment	12.40
4191.45 · Postage	16.04
4191.55 · Adv./Public Notification	1,210.60
Total 4191.00 · Planning & Development	<u><u>5,454.64</u></u>

	<u>Jan - Dec 09</u>
Building Inspection	
Expense	
4240.00 · Building Inspection	
4240.10 · Salary - BI	2,200.00
Total 4240.00 · Building Inspection	<u><u>2,200.00</u></u>

**Town of Bridgewater
YTD Detail
January through December 2009**

	<u>Jan - Dec 09</u>
Highway Department	
Expense	
4311.00 · Highway & Streets - Admin.	
4311.05 · Salary - Road Agent	44,741.12
4311.06 · Salaries - Full Time - Hwy	74,609.09
4311.25 · Personal Reibursement - Hwy	40.00
4311.30 · Office Supplies	29.66
4311.31 · Uniforms - Hwy	2,311.99
4311.33 · Fees, Licenses & Dues - Hyw	814.00
4311.35 · Phone-Cells - Highway	1,263.23
4311.36 · Protective Equipment - Hwy	90.65
4311.60 · Vehicle Insurance - Hwy	7,033.00
4311.70 · Communication Expense	66.59
4311.99 · Other Admin. Expense - Hwy	163.00
4312.00 · Highway & Street - Maintenance	
4312.10 · Snow & Ice Control	1,948.85
4312.11 · Sander Expense	117.90
4312.12 · Salt Expense	16,886.33
4312.13 · Winter sand	10,477.50
4312.14 · Snow Plow Repairs	1,636.47
4312.20 · Truck Expense	
4312.21 · F450	6,072.16
4312.22 · F350	265.00
4312.23 · GMC	69.76
4312.24 · Freightliner	60.08
4312.20 · Truck Expense - Other	7,084.57
Total 4312.20 · Truck Expense	<u>13,551.57</u>
4312.30 · Heavy Equipment	
4312.31 · Grader Expense	201.80
4312.30 · Heavy Equipment - Other	2,013.77
Total 4312.30 · Heavy Equipment	<u>2,215.57</u>
4312.36 · Tire Expense	6,047.88
4312.40 · Garage Inventory	
4312.41 · Tool Expense	1,002.24
4312.42 · Oils & Transmission Fluids	1,109.31
4312.44 · Welding Supplies	180.00
4312.45 · Fastner Expense	334.91
4312.40 · Garage Inventory - Other	3,954.60
Total 4312.40 · Garage Inventory	<u>6,581.06</u>

**Town of Bridgewater
YTD Detail
January through December 2009**

Highway Department	<u>Jan - Dec 09</u>
4312.50 · Gasoline	1,129.75
4312.51 · Diesel Fuel	14,087.47
4312.55 · Accessory Expense	
4312.58 · Other Accessory Exp.	242.55
4312.55 · Accessory Expense - Other	3,080.31
Total 4312.55 · Accessory Expense	<u>3,322.86</u>
4312.62 · Road Materials - Gravel	4,363.30
4312.63 · Road Materials - Culverts	3,903.40
4312.65 · Road Signs and Markers	969.73
4312.66 · Road Materials - Other	-984.49
4312.70 · Subcontractors - Hwy	8,625.75
4312.84 · Highway Reconst - Asphalt	7,950.15
4312.86 · Highway Reconst. - Other	300.00
4312.99 · Other Highway Expense	170.56
Total 4312.00 · Highway & Street - Maintenance	<u>103,301.61</u>
Total 4311.00 · Highway & Streets - Admin.	<u>234,463.94</u>

Town of Bridgewater
YTD Detail
 January through December 2009

	<u>Public Safety</u>	<u>Jan - Dec 09</u>
Expense		
4200.00 · Public Safety		
4210.00 · Public Safety - Police Division		
4210.05 · Salaries - Chief		44,186.16
4210.13 · Vacation Pay - PD		1,718.40
4210.15 · Part Time Salaries - Police		1,680.15
4210.17 · Special Details - PD		69.65
4210.30 · Office Supplies - Police		294.74
4210.31 · Uniforms - PD		956.34
4210.32 · Software		250.00
4210.33 · Fees;Licenses;Dues		100.00
4210.34 · Books & Periodicals		156.00
4210.35 · Phones & Cells		1,135.48
4210.37 · Outside Consulting - PD		2,600.00
4210.40 · Office Equipment - PD		224.91
4210.45 · Postage - PD		175.00
4210.50 · Copying Exp. PD		42.00
4210.55 · Vehicle Maintenance - PD		1,692.83
4210.57 · Fuel - PD		2,198.41
4210.60 · Vehicle Insurance - PD		1,355.00
4210.62 · Snowmobile;ATV Exp. PD		769.85
4210.82 · Radar Exp - PD		110.83
4210.85 · Training / Workshop Expense		<u>86.85</u>
Total 4210.00 · Public Safety - Police Division		59,802.60
4215.00 · Public Safety - Ambulance		
4215.05 · Salaries - Director		39,527.65
4215.06 · Full Time salaries - EMS		1,918.40
4215.10 · Part Time/Call Salaries		23,576.37
4215.15 · Special Details - EMS		375.00
4215.25 · Personal Reimbursement - Amb		495.82
4215.30 · Ambulance - Office Supplies		296.27
4215.31 · Uniforms - Amb		852.88
4215.34 · Books & Periodicals		157.18
4215.35 · Phones & Cells - Amb.		1,148.97
4215.36 · Protective Equipment - Amb		33.76
4215.37 · Outside Services - Amb		435.00
4215.38 · Medical Supplies		1,827.12
4215.40 · Office Equipment - Ambulance		390.00
4215.45 · Postage - Ambulance		45.00
4215.50 · Copying - Amb.		42.33
4215.55 · Vehicle Maintenance - Ambulance		251.33
4215.57 · Fuel Expense - Ambulance		114.52
4215.60 · Vehicle Insurance - Amb		1,296.00
4215.64 · Accessory Exp. Amb		1,220.00
4215.82 · Accessory Repair/Maint. Amb		333.00
4215.85 · Training/Workshop Expense Amb		4,690.00
4215.99 · Ambulance - Other Expense.		<u>1,370.13</u>
Total 4215.00 · Public Safety - Ambulance		80,396.73
4220.00 · Public Safety - Fire		

Town of Bridgewater
YTD Detail
January through December 2009

Public Safety	Jan - Dec 09
4220.05 · Salaries - Chief	5,192.37
4220.10 · Part Time/ Call Salaries - Fire	15,574.88
4220.15 · Special Details - Fire	100.00
4220.20 · Legal Exp. Fire	108.50
4220.25 · Fire - Personal Reimbursement	380.25
4220.30 · Office Supplies - FD	192.29
4220.32 · Software	625.00
4220.35 · Phones & Cells - Fire	1,088.23
4220.36 · Fire - Protective Equipment	888.24
4220.55 · Vehicle Maintenance - FD	2,697.44
4220.57 · Fuel - FD	114.00
4220.60 · Vehicle Insurance - FD	4,073.00
4220.62 · Snowmobile/ATV Exp - FD	107.99
4220.63 · New Equipment - FD	807.76
4220.64 · Accessory Exp - Fire	1,195.16
4220.70 · Communication Exp - Fire	1,704.25
4220.75 · Lake Region Mutual Aid	13,677.60
4220.82 · Accessory Exp/Repair - FD	250.91
4220.85 · Training/Workshop Exp - FD	70.00
4220.99 · Other Fire Expense	515.52
Total 4220.00 · Public Safety - Fire	49,363.39
Total 4200.00 · Public Safety	189,562.72

**Town of Bridgewater
YTD Detail
January through December 2009**

	Jan - Dec 09
Expense	
4194.00 · Municipal Buildings	
4194.10 · Town Hall - Oil & Propane	4,022.41
4194.11 · Town Hall - Electric	2,916.89
4194.13 · Town Hall - Repairs and Service	2,314.10
4194.14 · Town Hall Maintenance	5,971.16
4194.15 · Town Hall -Insurance	3,895.00
4194.16 · Custodial Services	2,147.08
4194.20 · Public Safety - Oil	4,018.87
4194.21 · Public Safety - Electric	3,854.66
4194.23 · Public Safety - Repairs & Serv	1,924.96
4194.24 · P.S. - Maintenance	1,780.80
4194.25 · P.S. Insurance	2,862.00
4194.26 · P.S. Custodial Services	608.21
4194.29 · Other Exp. Public Safety	1,808.75
4194.30 · Highway - Heating Oil	4,600.95
4194.31 · Hwy - Electric	1,941.94
4194.33 · Hwy - Repairs and Service	688.37
4194.34 · Hwy Maintenance	1,406.29
4194.35 · Hwy - Insurance	1,192.00
4194.37 · Hwy - Generator Service	200.00
4194.41 · Town House - Electric	193.00
4194.43 · Town House Repairs & Services	703.48
4194.44 · Town House - Maintenance	7,990.69
4194.46 · Town House - Custodial Services	154.50
4194.50 · Town Clerk Off - Oil & Propane	2,208.75
4194.51 · Town Clk. - Electric	1,853.08
4194.53 · Town Clk. - Repairs & Srevice	8,965.04
4194.54 · Town Clk. - Maintenance	2,888.75
4194.56 · Town Clk. - Custodial Services	357.94
4194.57 · Town Clk. - Generator Services	200.00
4194.60 · Server/Networking Expense	6,339.37
4194.99 · Other Municipal Building Exp.	1,725.08
Total 4194.00 · Municipal Buildings	81,734.12

	Jan - Dec 09
Expense	
4711.00 · Debt Service	
4711.10 · Long Term Debt - Note 1	101,500.00
4711.20 · Long Term Debt - Note 2	19,000.00
4711.30 · Long Term Debt - Note 3	6,000.00
4711.60 · Tax Anticipation Notes	0.00
4721.10 · Interest - LT Bonds & Notes #1	23,967.28
4721.20 · Interest - LT Bonds & Notes #2	5,023.95
4721.30 · Interest - LT Bonds & Notes #3	1,054.40
4721.60 · Interest TAN'S	4,573.55
Total 4711.00 · Debt Service	161,119.18

**Town of Bridgewater
YTD Detail
January through December 2009**

Culture and Recreation Expense

Jan - Dec 09

Expense

4500.00 · Culture and Recreation Expense	
4520.00 · Culture & Recreation	
4520.30 · TTCC - Community Center	11,593.00
4520.99 · Other Park & Rec. Exp.	2,200.00
Total 4520.00 · Culture & Recreation	<u>13,793.00</u>
4550.00 · Library Expense	
4550.10 · General Library Exp	635.00
Total 4550.00 · Library Expense	<u>635.00</u>
4589.00 · Other Cultural & Recreation Exp	
4589.10 · Old Home Day	570.29
4589.99 · Other Culture & Rec Exp.	3,884.46
Total 4589.00 · Other Cultural & Recreation Exp	<u>4,454.75</u>
Total 4500.00 · Culture and Recreation Expense	<u>18,882.75</u>

Payments to Other Gov. Units

Jan - Dec 09

Expense

4930.00 ·	
4394.20 · Bills Paid for BHVD	224.00
4931.10 · Taxes Paid to Grafton Cnty.	470,621.00
4932.10 · Taxes Paid to BHVD	49,175.00
4933.10 · Taxes Paid to SAU4	1,666,997.00
4934.10 · Bills Paid for H-B Refuse Dist.	0.20
Total 4930.00 · Payments to Other Gov. Units	<u>2,187,017.20</u>

1:26 PM
02/03/10
Accrual Basis

Town of Bridgewater
Expenses by Vendor Summary
January through December 2009

	<u>Jan - Dec 09</u>		<u>Jan - Dec 09</u>
123 Lock and Key	809.75	Donovan Spring & Equip	1,270.04
ACS Firehouse Software	625.00	DTN	1,020.00
AES	3,595.26	E. Wayne Thompson	300.00
Air Gas	553.64	E.W. Sleeper	222.93
Allen Thurston@	140.00	Earth Inc.	11,277.50
Ambrose Brothers	175.00	ED Tenney	65.00
Applied Industrial Technology	39.62	EJL Temps	810.00
Ashland Lumber Co	194.76	Eric Simula	850.00
Atco International	2,708.15	Fairpoint Communications	7,195.14
Atwood Donald	70.00	Finnegan Glen	916.00
B-B Chain Co	317.20	Fire & Rescue Inst.	621.13
Bergeron Protective Clothing	815.50	Fischer Linda	435.00
Bill Allen	5,200.00	Fleet Pride	50.19
Body Covers	672.00	Flowersmiths	2,159.82
Bomor Construction	4,084.00	Foley Oil	3,328.16
BoundTree Medical	1,273.48	Foy Insurance Group	63,615.00
Boy Scout of America	500.00	Fred Fuller Oil	228.52
Brackley Shaw	481.00	Freightliner	212.33
Bridgewater-Hebron Village District	49,175.00	Future Supply Corp	778.54
Bridgewater Inn	86.00	G&K Services	2,659.67
Bristol Auto Parts	3,393.95	Galls	1,723.58
Bristol Shop & Save	110.05	George Foster Publishing	832.40
Business Mgmt Systems	5,713.54	George Sansoucy, PE, LLC	15,340.60
Butane - Propane News	195.00	Goodville Chris	480.00
C S Bell	384.83	Grace Denton	312.00
Cal-Pacific Products	502.24	Grafton County Registry of Deeds	299.76
Calder Diana	714.91	Grafton County Senior Services	2,200.00
Cantin Chevrolet	777.72	Grafton County Treasurer	470,621.00
Cardigan Builders	3,380.00	Grainger W. W. Inc	810.92
Cargill Inc	15,600.88	Granite State Glass	265.00
Carroll Concrete	240.00	H-B Refuse District	250,080.00
Cartographic Associaites	6,625.00	Hannafords	453.64
Cate Arnold	750.00	Harvard Pilgrim Health	51,075.08
Central NH SOU	2,600.00	Home Depot	100.23
Christi Gleason	795.00	Hunter Kenny	962.00
City of Portsmouth/Coalition Communities	1,200.00	Infowave	363.00
Clean-O-Rama	82.21	IRS	1,353.72
Coastal Metal Fab, Inc	69.76	Irving Oil	28,938.45
Cohen Steel	108.00	Irwin Motors	33,733.48
Colleen Kenny~	156.42	Jacob Fogarty@	54.25
Comstar	340.13	JAF Industries	3,903.40
Crimestar Corporation	250.00	Johnston Steve	492.00
Crystal Rock Water	163.00	Jordan Equip	1,636.47
D & N Family Security	85.00	K_Vestal	1,248.15
David Rivers Associates	3,700.00	Kathy Vestal	387.15
Davis Dana	68.00	Kirby Of Concord	41.95
DC Towing	248.00	Laconia Eletric	128.28
Delta Gloves	90.65	Lakes Region Fire Appartus	711.58
Denton Andrew	150.00	Lakes Region Mutual Aid	13,677.60
Department of Labor	150.00	Lakes Region Planning	2,938.00
Derwood Gray	200.00	Lakes Region Two way	242.55

1:26 PM
02/03/10
Accrual Basis

**Town of Bridgewater
Expenses by Vendor Summary
January through December 2009**

	<u>Jan - Dec 09</u>		<u>Jan - Dec 09</u>
Lang Door & Hardware	181.00	Paul & Jane Hart	2,474.00
Lifeline Medical Services	333.00	Peggy Petrowszawski	155.00
Lovett, Dan	275.00	Pemi River Committee	200.00
Lovett, Kathy	475.00	PennySaver	220.80
Lyndonville Office Equipment	6,844.80	Phil Plummer	280.00
Maine Oxy	330.00	Physio Control	1,030.00
Maintenance Connection	304.99	Pike Industries	9,042.41
Marko Mayo	59.38	Pinpoint & Co	327.00
Marshall & Swift	944.10	Pitney Bowes	1,062.00
Martineau Armand	2,512.50	Plodzik-Sanderson	5,156.00
Matthew Mickewicz@	140.00	Plymouth Furniture	180.00
Megan Simula	100.00	Positive Promotions	313.18
Meredith Village Savings Bank	6,026.74	Powers Generator Service	1,450.00
Merrill Donald	2,992.75	Primex	8,125.00
Metrocast Cablevision	915.00	Proforma Unlimited	1,950.90
Michael Capsalis	590.00	Public Service of NH	9,298.42
Milton Cat	2,308.84	Purchase Power	2,304.89
Mitchell & Bates	1,903.52	PW Morrill, Jr & Sons	1,290.00
Mobile Hydraulic Services	780.00	R & B Supply	1,192.88
Murphy Terence	269.77	R. G Tombs Doors co	967.90
MVSB	144,572.35	R.P. Williams	2,958.05
NANA	10,162.00	Radio Shack	441.34
NE Association of Town Clerks	40.00	Ralph Lyford	1,869.00
Neptune	388.90	Rand's	16.88
New England Barricade	901.73	Real Data	20.00
Newfound Area Schools	1,666,997.00	Registrar of Deeds	20.00
Newfound Grocery	5,714.91	Riley's sport shop	86.85
Newfound Lake Region Assoc.	2,400.00	RPI Construction	880.00
Newfound Plumbing	1,361.48	RTK Trust	1,439.10
Newfound Signs & Graphics	450.00	Sahnnon Sargent	175.00
NH Assoc. of Assessing	20.00	Salmon Press	471.00
NH Association of Police Chiefs	100.00	Sandy Walker	160.00
NH Correctional Industries	387.60	Sanel auto Parts	690.79
NH DES	200.00	Sears	158.96
NH Electric Coop	2,046.08	Service Master	1,021.05
NH Humane Society	0.00	Sherwin - Williams Co	1,691.67
NH Municipal Association	1,406.98	Simula Karen	100.00
NH Public Works Mutual Aid	25.00	SOLO	500.00
NH Tax Collectors Assoc	40.00	Staples	5,560.18
NHRS	168.78	Steve Kidder	145.00
Noel Davis	54.25	Steve M Berube@	140.00
North American Equipment Upfitters	91.18	T_Mayo	232.46
NorthEast Tire Service	6,292.88	T_Murphy	1,725.85
NRRA	50.00	Tapple-Thompson Community Center	11,593.00
Old Home Day Committee	500.00	Tenco New England	21,285.00
Onsite Drug Testing of NE	789.00	Terminix	1,000.00
Ossipee Mtn. Electronics	1,770.84	TMDE	110.83
Outdoor Perf. Plus	769.85	Town of Bridgewater	1,035.00
Parkhurst & Co	1,037.94	Tractor Supply	64.88
Parts Associates	2,430.68	Traverse Rescue LLC	1,070.00
Treasurer - State of NH	900.35	VTR	865.97
Treasurer, State of NH	192.00	Wayne Alarm Systems	1,705.00
Tri State Fire Proct	4,306.69	Wayne Thompson Services	4,093.75
UPS Store - Plymouth	228.42	William Bucklin@	40.00
USPS	78.63	Wilson Tire	829.65
USPS Plymouth	516.00	Wise Guy Auto Parts	2,398.86
Vanticores	4,844.94	Woolner Corp	0.00
Venture Print	720.85	Woolner Henry	28.44
Verizon	2,615.76	Xerox	78.00
Virginia Barry	280.29	Yankee Truck	45.79
Vision Appraisal Tech	5,000.00	Yeaton Oil	574.95
TOTAL		2,019,497.40	

Town of Bridgewater Salaries

Jan - Dec 09

Position	Name	Gross Salary
Call Fireman; EMS (Dep. Chief)	Atwood, Donald	2,076.00
Call Fireman;Engineer; Dep Chief	Bartlett, Dave	1,455.00
Call Fireman;Emt;Lieut.	Berube, Steve M	3,134.93
EMT	Bissonette, Ronald	2,832.36
Highway	Bucklin, William	39,568.53
Assessor	Calder, Diana	10,945.00
EMT	Campbell, Elizabeth	4,769.63
Road Agent;Call Fireman	Cate, Arnold	50,139.43
Call Firemen	Davis, Cain	169.00
Call Firemen	Davis, Dana	168.00
Call Firemen	Davis-, Noel	221.00
Fire Chief;Moderator	Denton, Andrew	6,632.37
EMT	Fischer, Linda	5,211.86
Call Fireman;EMT	Fogarty, Jacob	2,488.72
Building Inspector	Gickas, James	2,200.00
Staff	Gleeson, Christy I	390.00
Staff	Hemphill, Jr, Chuck	1,948.08
Part-Time Police	Hill, George	1,680.15
Selectman	Jenness, Jr, Maurice	4,950.00
Highway (to April 2009)	Jenness, Mark	2,698.44
Call Fireman	Keene, Casey	396.50
Town Clerk	Kenny, Colleen	12,343.00
EMT	Lemieux, Michael	291.46
Call Fireman;Retired	Linde, Ronald	682.50
Sel. Secretary; Planning Board; Assessing Staff; Staff Town Clerk;Staff Tax Collector	Lovett, Kathi	22,616.10
Deputy Town Clerk	Lyford, Catherine	3,208.37
EMT Director;Capt; Call Fireman	Mayo, Marko T	41,891.38
EMT	Merrill, Virginia S	4,728.80
Call Fireman; EMS	Mickewicz, Matthew	4,898.41
Selectman	Murphy, Terence M	4,904.00
Call Firemen (Resigned)	Plummer, Philipe	1,729.00
Highway	Poitras, Richard	26,997.39
Call Fireman	Potter, Lonnie	682.50
Call Fireman (Resigned)	Pudsey, Matthew	208.00
Treasurer	Raymond, Marilyn	3,015.00
Police Chief;EMT;Call Fireman	Thompson, Ernest	46,338.21
DeputyTreasurer	Thompson, Pauline	3,300.00
Call Firemen (Resigned)	Thurston, Allen	871.00
Tax Collector	Vestal, Kathy A	11,422.00
Selectman	Woolner, Henry	4,950.00
Total Salaries		339,152.12
Town's Contribution to Retirement	Cate, Arnold	3,008.36
	Bucklin, William	2,374.10
	Mayo, Marko T	2,513.51
	Thompson, Ernest	5,612.27

Planning Board Report 2009

2009 continued to be a slow year for the planning board. There were only two subdivisions for the entire year. In our review of the ordinances and master plan, the Board is recommending a change in the existing sign ordinances. It will allow for real estate companies to post a temporary generic directional sign in an off-site location. It will provide a means of directing potential buyers to a house for sale. Our existing ordinance did not allow for off-site directional signs. The planning board is currently reviewing excavation rules to establish an appropriate set of guidelines and their potential impact to abutters.

Highway Department Report 2009

From December of 2007 to fall of 2009, we experienced record snowfall and much higher than normal rainfall. (Actually, rainfall has been higher than normal since 2005.) This was very costly for all towns and Bridgewater was no exception. This was compounded by record high fuel prices! This winter has been very calm (thus far!) and, while tough on the winter recreation industry, we have been able to catch up on a needed let-up. Budget permitting, we will seal some roads this year and continue improvement on drainage. We purchased a new Ford F550 pickup with the funds approved last town meeting. This has greatly helped. I thank you for your continued support.

Arnold "Buck" Cate, Road Agent

BRIDGEWATER FIRE-RESCUE-EMS Department

Annual report

I'd like to start by thanking the taxpayers of this Town for the unwavering support you have shown this Department over the years of its existence. We were formed in 1975 as a membership group and a municipal fire department, so we've just completed our 35th year of striving to serve you and our visitors. Over this period of time we have seen members come and go, new missions develop, equipment changes and a constant need to master an ever-increasing complexity of training. Overall though, the Department that exists today has the same task as it did when it was founded-save property and save lives both in Bridgewater, and in surrounding partner Towns.

As you are probably aware, we are always on the lookout for talented, dedicated individuals to join us in this task. I thought it might help to give you some insight into an average month for our Department members. During that time we will:

- Attend one Department business meeting on the first Monday of the month.
- Attend two training evenings where we will learn, enjoy camaraderie, demonstrate teamwork, learn some more and often get soaked in the process.
- Attend one work session to attend to repairs, cleaning or maintenance issues.
- Be called 3 to 4 times to fire or motor vehicle emergencies.
- Be called 5 to 6 times for medical emergencies.
- Come to the station to "hang out" and drink coffee (yup, it happens!).
- Participate in outside classroom training or attend large mutual aid training events.
- Tell stories, discuss the weather, salute the Chief (okay, not too often) and have fun.
- Be outside in the _____ (hot, cold, wet, snow, humidity, sun, bugs, wind, etc.).
- Always challenge each other to be better.

As I've said before, it's not for everybody, but, it is worthwhile and fulfilling. We'd like to invite you to find out if you would fit in-we can even offer a four week trial! Come down to the station on any weekday or any Monday night (some holidays excepted) and see what we do, go with us on training, kick the tires, try the coffee, tell some stories of your own, whatever. Be forewarned though, you might like it so much you'll stay for a lifetime.

Andrew S. Denton
Fire Chief

Bridgewater EMS

Annual Report

The Bridgewater EMS department has experienced a great deal of change in the past year; new people, new skills, and some new equipment.

Despite initial concerns, we have been able to stand on our own, and provide timely 24/7 emergency medical coverage (including mutual aid) and rescue services for the people of Bridgewater. The effort involved was substantial, and would not have been possible without the help of a core group of EMT's. Deputy Chief Don Atwood, Linda Fischer, Liz Campbell and Ginny Merrill all gave up countless hours, day and night, to ensure that the department was ready to respond at any time. If you know any of these individuals, please recognize them for their efforts. We have since added to the EMS roster, and are running quite smoothly.

I remain committed, as does my staff, to be ready to come to your aid when you call.

Sincerely,

M. Tapio Mayo
Bridgewater Public Safety
Director, EMS
Captain, Fire Dept.

2009 ASSESSING DEPARTMENT ANNUAL REPORT

2009 was a dispiriting year for the real estate market in Bridgewater. There were fewer than 15 qualified sales between October 1, 2008 and September 30, 2009 (the time frame used by the Department of Revenue Administration [DRA] to calculate level of assessment for all N.H. municipalities). That is a 30% decrease in the number of qualified sales compared to 2008 (2008 had 35% fewer sales than 2007). More than 100 N.H. communities had fewer than 20 sales during that time frame and many communities have seen their property values decrease at a much more significant rate than Bridgewater. The DRA will not do a ratio study with fewer than 20 sales, so they will take sales from 10/1/2007 and 9/30/2008 and add them into this year's sales to have a more meaningful sample. In 2009 50% of the properties that transferred in Bridgewater sold for more than they are assessed for and 50% for less. Our level of assessment is about 100% of market value. We maintain a "sales book" at the Town Office. If you are curious about what properties are selling for, come in and take a look or check out the Vision Appraisal Website at Vision Appraisal.com under Bridgewater, New Hampshire. We update the website information about every 6 months. The State of NH Assessing Standards Board requires that we "Update" our values every five years **if** they don't meet minimum State standards. One of those standards is that the level of assessment be between 90% and 110% of market value *as of April 1st of the certification year*. Our last certification year was 2006. Our next certification year is 2011. Our level of assessment is still within that range.

I have seen several refinance (bank) appraisals this year for less than the assessed value. Because there are so few sales *thru-out the state*, fee and bank appraisers are using "short sales" and distress sales to estimate market value. Not all those sales meet the definition of "an arms length transaction" which is "between a willing buyer and a willing seller, *neither party being under duress* and assuming a reasonable amount of exposure on the open market". Banks *now* expect their appraisers to be conservative in their estimates. Our assessments are based on sales that occurred primarily in 2005 and the beginning of 2006. If you are comparably assessed compared to similar type properties, then you are equitably assessed.

I have already started checking on building permits and properties that were under construction, but not complete last April. If you find that a letter was left at your home, requesting that you phone in to schedule an inspection, please call in promptly. I continue to interview new buyers and inspect the sale properties to verify our data. Accurate data is key to fair assessments.

The State of NH Assessing Standards Board requires that the municipalities verify their assessing data once every 10 years. This includes checking the exterior measurements on all buildings and doing an interior inspection. We do this project over a three to four year time span so that the cost has less impact on the tax rate. The last time that we did this project was 2000-2002. I will be verifying the data on thirty percent of the town this summer and fall. I will send a letter before I visit. This will give you an opportunity to schedule an inspection, rather than just having me "show-up". Data verification will start in the northwest section of the town, around the lake. I didn't get started on this project last year, due to an unexpected hip replacement.

I continue the ongoing quest to get all of our Current Use program documentation up to current standards (another certification requirement). If you receive a letter from me asking for more current documentation, **please** respond promptly. I am available to help you fill out any forms that need to be provided. Thanks to all of you who responded to my requests this past year. To those of you who didn't, it's not too late!

As some of you may recall from last year's Annual Report, the Town had been using the DRA utility values for our Utility assessments. They were "free" and in this case it was certainly true that we got "what we paid for". This did not work well for us. This past year we hired the firm of Sansoucy Associates, a firm specializing in the appraisals of Utility properties, to do appraisals on all of our Utility properties. We believe that this will produce more defensible and equitable values.

I am usually in the Town Office on the second Thursday and Friday of the month. If you have any questions about your assessment or the assessing process in Bridgewater please call the Town Office to schedule an appointment to meet with me.

My thanks to all of you who make Bridgewater a rewarding place to work.

Respectfully submitted
Diana Calder, Assessor

BRIDGEWATER PUBLIC LIBRARY
2009 Report

Books on Hand – December 31, 2009

Adult Fiction	1210
Large Print	330
Westerns	135
Mysteries	365
Juvenile	40
Juvenile Non-Fiction	150
Easy Readers	<u>15</u>
	2890

Books Loaned:

Juvenile	10
Adult	145

BRIDGEWATER LIBRARY TREASURER'S REPORT

Balance on Hand – December 31, 2007	\$318.13	
Receipts:		
Check from Town (07)	\$635.00	
Interest Earned	<u>.99</u>	
		\$1,339.07
Payments:		
Steve Klein (Books & Supplies)	30.00	
(Outside Work)	<u>695.94</u>	
		(\$ 792.12)
Ending Balance		\$ 162.00

Money Market Savings: \$ 1675.46

Respectfully Submitted,

Marilyn Raymond

RESIDENT BIRTH RECORDS

<u>Child's Name</u>	<u>Date of Birth</u>	<u>Father's Name</u>	<u>Mother's Name</u>
Reynolds, Julia Marie	03/13/09	Reynolds, Morgan	Reynolds, Christina
Brale, Kory Benjamin	06/19/09		Brale, Shannon
Morrison, Julia Leona White	08/20/09	Morrison, Joseph	Morrison, Ashley
Hanrahan, Kaelyn Elizabeth	03/26/09	Hanrahan, Brian	Hanrahan, Sandra
Torsey, Emma-Elizabeth Mary Edma	04/15/09	Torsey, Terry	Torsey, Whatleigh
Willey, Khloe May	05/23/09	Willey, Ryan	Torsey-Willey, Alisha

RESIDENT DEATH RECORDS

<u>Decedent's Name</u>	<u>Date of Death</u>	<u>Father's Name</u>	<u>Mother's Maiden</u>
Hunt, Lacy Jr.	01/05/09	Hunt, Lacy Sr.	Hammonds, Fronie
Finnegan, Glenn	01/13/09	Finnegan, James	Jones, Marion
Wetherell, Helen	01/15/09	Bush, Spurgeon	Decker, Hattie
Barden, Michael	03/16/09	Barden, George	Hatch, Reba
Grady, Regina	04/26/09	Grady, Arthur	Richard, Elizabeth
Lovett, Richard Sr.	08/01/09	Lovett, Francis III	Eaton, Dorothy
Jeffrey, James Jr.	09/17/09	Jeffrey, James Sr.	Hatfield, B.
Forbes, Eleanor	09/25/09	Thurber, Andrew	Kearns, Nellie
Kendall, Lawrence	11/24/09	Kendall, Charles	Ventura, Mary

RESIDENT MARRIAGE RECORDS

<u>Person A</u>	<u>Person B</u>	<u>Place of Marriage</u>	<u>Date of Marriage</u>
Paratore, Anthony J.	Kuplin, Darlene L.	Bridgewater, NH	07/03/09
Huckins, Corey D.	Degroat, Stacey M.	New Hampton, NH	09/19/09
Gilpatric, Zachary M.	Paradie, Sharyn-Lynn	Bridgewater, NH	09/19/09
Goss, Danny	Connolly, Crystal L.	Sanbornton, NH	10/03/09
Westfall, Glenn S.	Newton, Denise	Bridgewater, NH	12/31/09

Bridgewater-Hebron Village District
2009 Annual Report

In the fall of 2009 the Bridgewater-Hebron Village District (B-HVD) celebrated the ten-year anniversary of the opening of the school. The B-HVD remains the only organization of its kind in the state and continues to be a very successful model. The building itself provides a wonderful venue for many community activities, including TTCC programs, in addition to providing a first-rate facility for our children's education.

The B-HVD completed various line items in 2009:

- The entire school building was re-lamped, except the gym, to improve lighting and energy efficiency.
- Several desks and divider panels were added, as requested by the school administration.
- The gym floor was recoated to provide longer life.
- The ten-year lease with the Newfound Area School District was renegotiated.
- Monies were added to the non-capital reserve maintenance and upgrade fund, from the undesignated fund balance.

We look forward to the next decade, as the school continues to be an excellent resource for the Newfound community.

Respectfully submitted,

Kathleen Connor, Commissioner
Terence Murphy, Commissioner
Derry Riddle, Commissioner
Henry Woolner, Treasurer

BRIDGEWATER-HEBRON VILLAGE DISTRICT
January through December 2009

	<u>Jan - Dec 09</u>
Income	
3401.00 · Local Revenues	101,719.00
3502.00 · Interest	929.31
Total Income	<u>102,648.31</u>
Expense	
4130.00 · Executive	1,500.00
4140.00 · Election/Clerk	969.75
4150.00 · Financial Administration	4,067.50
4151.00 · District Treasurer	613.25
4194.00 · District Buildings	34,412.62
4196.00 · Insurance	4,866.00
4311.00 · Highway & Streets -	12,570.47
4902 · Capital Outlay - Equip & Mach.	4,290.16
4903 · Capital Outlay - Buildings	484.00
Total Expense	<u>63,773.75</u>
Fund Balance 2009	<u><u>38,874.56</u></u>

BRIDGEWATER-HEBRON VILLAGE DISTRICT
Balance Sheet
As of December 31, 2009

	Dec 31, 09
ASSETS	
Current Assets	
Checking/Savings	
1010.30 · Checking - Reg	5,721.00
1010.40 · Checking - MM	58,935.03
1010.50 · Maintenance Account	133,052.25
Total Checking/Savings	197,708.28
Accounts Receivable	
1081.00 · Receivables	41,560.00
Total Accounts Receivable	41,560.00
Total Current Assets	239,268.28
Fixed Assets	
1610.00 · Land, Building, Equipment	
1610.10 · Land	811,620.00
1610.99 · Land Improvements	6,190.00
1620.10 · B_H Village School	2,096,706.00
Total 1610.00 · Land, Building, Equipment	2,914,516.00
1640.00 · Furniture & Equipment	
1640.10 · School Furnishings & Equip.	34,666.00
Total 1640.00 · Furniture & Equipment	34,666.00
Total Fixed Assets	2,949,182.00
TOTAL ASSETS	3,188,450.28
LIABILITIES & EQUITY	
Equity	
30000 · Invested in Capital Assets	3,073,581.85
32000 · Retained Earnings	75,993.87
Net Income	38,874.56
Total Equity	3,188,450.28
TOTAL LIABILITIES & EQUITY	3,188,450.28

Hebron-Bridgewater Refuse District
Profit & Loss
 January through December 2009

	<u>Jan - Dec 09</u>
Income	
3000.00 · Revenues	27,859.03
3120.00 · District Contributions by Town	500,000.00
3130.00 · Misc Revenues	20.02
Total Income	<u>527,879.05</u>
Expense	
4130.00 · Executive Expenses	2,305.89
4150.10 · Auditing Expense	4,549.60
4151.00 · Treasurer - HB	388.00
4153.00 · Legal Expense	4,004.63
4155.00 · Personnel Administration	38,227.68
4194.00 · Building Expense	8,264.51
4196.00 · Insurance	21,838.00
4324.00 · Sanitation	288,050.92
4711.00 · Debt Service	82,014.25
4721.00 · Interest - Debt	43,500.17
66900 · Reconciliation Discrepancies	0.34
Total Expense	<u>493,143.99</u>
Net Income	<u><u>34,735.06</u></u>

SalariesJan - Dec 09

	<u>TOTAL</u>
Eugene M Bank	20.80
Gerald MacDonald*	27,521.10
Hebert Tenney**	22,044.86
Hunter M Kenny	2,873.80
John Hoyt	202.60
John Rosa	400.18
Kathi Lovett	1,373.00
Kieran P Murphy**	29,114.09
Kurt Langley	115.21
	<u>83,665.64</u>

*Retired 09/09

** Full Time

Hebron – Bridgewater Regional Refuse District Year – End Report 2009

While most 2009 economic news was despairing, the District had a good year. While we had some challenges, overall efficiencies and productivity improved. The net result was declining operational costs and the year ended within budget. Overall gross tonnage and recycling revenues moved down, most likely due to the economy. Our recycling rate ranges from 45-50% which is impressive since the average rate for all NH cities and towns is less than 15%.

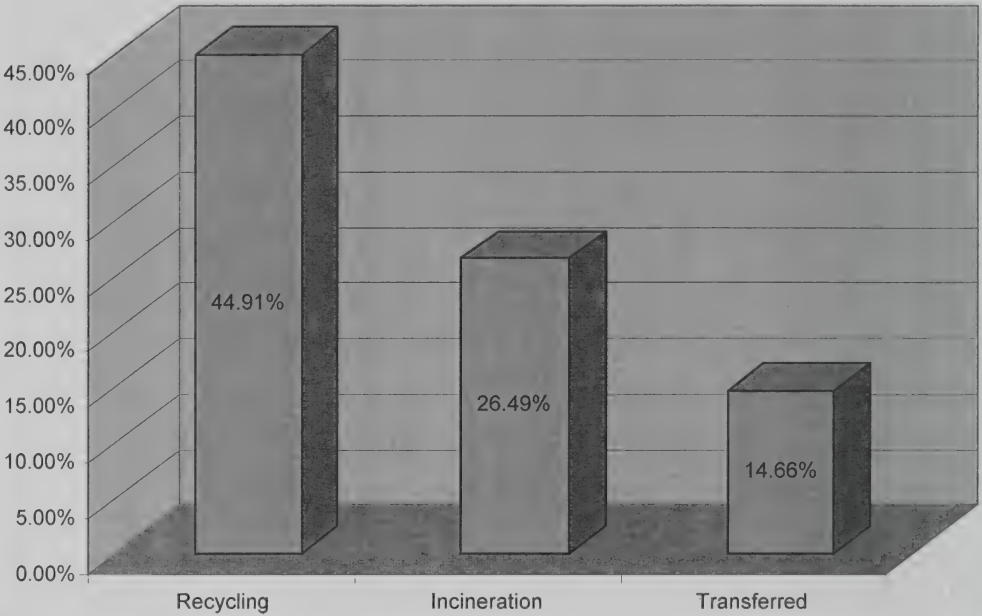
The NH Department of Environmental Services (DES) has ordered us to complete the abandoned construction and demolition landfill as well as the discontinued ash disposal area. These operated from 1977 to 2001 and were ended when we started the upgrades to facilities. Fortunately, we did significant work on these areas during the upgrade period of 2004-2008. We installed monitoring wells in 2003 and covered the C&D area in 2005. The test well data shows no pollution of the ground water in the area and coupled with our preliminary work, should help reduce final closure costs.

Additionally, DES has insisted that we also wrap up the necessary documentation issues, licenses and renewal permits associated with the activities on the site. We have argued and appealed (in vain) that this facility predates many of the current requirements and is currently meeting all of the existing solid waste and air rules. Nevertheless, they prevailed. Fortunately, we have done most of the work internally and are prepared to meet these requirements. (Operating plan, solid waste plan, closure plan, training and safety plan, groundwater testing plan, site survey, recycling and transfer plan, reporting requirements, etc, etc.) As we once noted, this is no longer “your father’s dump!”

We have engineering ongoing to finalize the above. Although, we do not have an ending figure for the final landfill closure costs, we believe we can meet the above within the current budget because of the earlier work. (We will seek closure grants where appropriate and if available.)

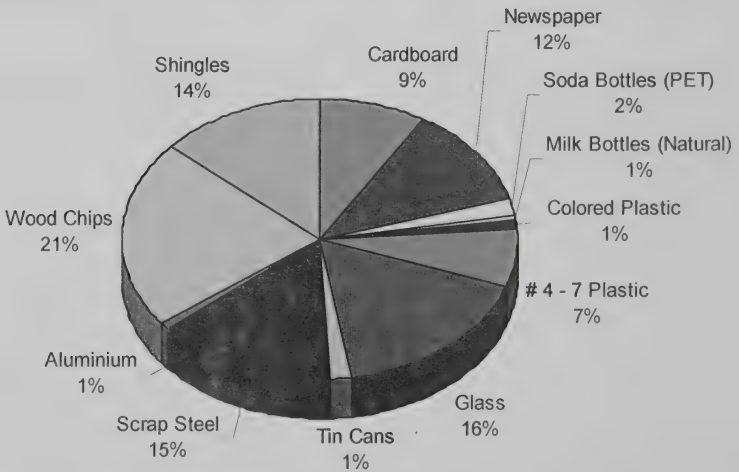
The staff wants to thank you for your assistance, cooperation and understanding relative to recycling and following the guidelines at the facility. They (and we!) believe that one can recycle without impacting negatively on standard of living and living a greener life often actually improves quality of life so it's a win-win situation really - you and the planet.

Hebron-Bridgewater Regional Refuse District
2009



Hebron-Bridgewater Regional Refuse District

What you recycled in 2009



State of NH averages 14% recycling rates

Hebron-Bridgewater Refuse District

2010 BUDGET FOR H-B REFUSE DISTRICT

	2010 Adopted
Income	
3000.00 · Revenues	
3110.10 · Recycling Revenues	
3110.1 · NRRA Receipts	3,300.00
3110.2 · Gilpatric Salvage	1,600.00
Total 3110.10 · Recycling Revenues	<u>4,900.00</u>
3110.20 · Disposal Fees - Residents	11,400.00
3110.30 · Disposal Fees - Contractors	700.00
Total 3000.00 · Revenues	<u>17,000.00</u>
3120.00 · District Contributions by Town	
3120.10 · Contribution - Hebron	250,000.00
3120.20 · Contribution -Bridgewater	250,000.00
Total 3120.00 · District Contributions by Town	<u>500,000.00</u>
3130.00 · Misc Revenues	
3130.10 · Interest on Accounts	0.00
Total 3130.00 · Misc Revenues	<u>0.00</u>
Total Income	<u>517,000.00</u>
Expense	
4130.00 · Executive Expenses	
4130.25 · Office Supplies	250.00
4130.30 · Postage	50.00
4130.35 · Copy Expenses	300.00
4130.45 · Office Equipment	50.00
4130.50 · Software	100.00
4130.70 · Fees, Licenses, Dues	
4130.1 · Solid Waste Fees - State	5,100.00
4130.75 · Outside Services, Subcontractors	250.00
4130.80 · Engineering Expense	1,000.00
Total 4130.00 · Executive Expenses	<u>7,100.00</u>
4150.10 · Auditing Expense	<u>5,000.00</u>
4151.00 · Treasurer - HB	
4151.40 · Accounting Services	500.00
4151.99 · Other Misc Expense	
Total 4151.00 · Treasurer - HB	<u>500.00</u>
4153.00 · Legal Expense	
4153.10 · General Matters	1,000.00
Total 4153.00 · Legal Expense	<u>1,000.00</u>
4155.00 · Personnel Administration	
4155.10 · Social Security - FICA - HB	5,208.00
4155.20 · Social Security - Medicare	1,218.00
4155.30 · Unemployment Comp. - HB	2,014.00
4155.70 · Health Insurance	39,020.00
Total 4155.00 · Personnel Administration	<u>47,460.00</u>
4194.00 · Building Expense	

Hebron-Bridgewater Refuse District

2010 BUDGET FOR H-B REFUSE DISTRICT

	2010
Income	Adopted
3000.00 · Revenues	
3110.10 · Recycling Revenues	
3110.1 · NRRRA Receipts	3,300.00
3110.2 · Gilpatric Salvage	1,600.00
Total 3110.10 · Recycling Revenues	<u>4,900.00</u>
3110.20 · Disposal Fees - Residents	11,400.00
3110.30 · Disposal Fees - Contractors	700.00
Total 3000.00 · Revenues	<u>17,000.00</u>
3120.00 · District Contributions by Town	
3120.10 · Contribution - Hebron	250,000.00
3120.20 · Contribution - Bridgewater	250,000.00
Total 3120.00 · District Contributions by Town	<u>500,000.00</u>
3130.00 · Misc Revenues	
3130.10 · Interest on Accounts	0.00
Total 3130.00 · Misc Revenues	<u>0.00</u>
Total Income	<u>517,000.00</u>
Expense	
4130.00 · Executive Expenses	
4130.25 · Office Supplies	250.00
4130.30 · Postage	50.00
4130.35 · Copy Expenses	300.00
4130.45 · Office Equipment	50.00
4130.50 · Software	100.00
4130.70 · Fees, Licenses, Dues	
4130.1 · Solid Waste Fees - State	5,100.00
4130.75 · Outside Services, Subcontractors	250.00
4130.80 · Engineering Expense	1,000.00
Total 4130.00 · Executive Expenses	<u>7,100.00</u>
4150.10 · Auditing Expense	<u>5,000.00</u>
4151.00 · Treasurer - HB	
4151.40 · Accounting Services	500.00
4151.99 · Other Misc Expense	
Total 4151.00 · Treasurer - HB	<u>500.00</u>
4153.00 · Legal Expense	
4153.10 · General Matters	1,000.00
Total 4153.00 · Legal Expense	<u>1,000.00</u>
4155.00 · Personnel Administration	
4155.10 · Social Security - FICA - HB	5,208.00
4155.20 · Social Security - Medicare	1,218.00
4155.30 · Unemployment Comp. - HB	2,014.00
4155.70 · Health Insurance	39,020.00
Total 4155.00 · Personnel Administration	<u>47,460.00</u>
4194.00 · Building Expense	

Hebron-Bridgewater Refuse District

2010 BUDGET FOR H-B REFUSE DISTRICT

	2010
Income	Adopted
3000.00 · Revenues	
3110.10 · Recycling Revenues	
3110.1 · NRRA Receipts	3,300.00
3110.2 · Gilpatric Salvage	1,600.00
Total 3110.10 · Recycling Revenues	<u>4,900.00</u>
3110.20 · Disposal Fees - Residents	11,400.00
3110.30 · Disposal Fees - Contractors	700.00
Total 3000.00 · Revenues	<u>17,000.00</u>
3120.00 · District Contributions by Town	
3120.10 · Contribution - Hebron	250,000.00
3120.20 · Contribution -Bridgewater	250,000.00
Total 3120.00 · District Contributions by Town	<u>500,000.00</u>
3130.00 · Misc Revenues	
3130.10 · Interest on Accounts	0.00
Total 3130.00 · Misc Revenues	<u>0.00</u>
Total Income	<u>517,000.00</u>
Expense	
4130.00 · Executive Expenses	
4130.25 · Office Supplies	250.00
4130.30 · Postage	50.00
4130.35 · Copy Expenses	300.00
4130.45 · Office Equipment	50.00
4130.50 · Software	100.00
4130.70 · Fees, Licenses, Dues	
4130.1 · Solid Waste Fees - State	5,100.00
4130.75 · Outside Services, Subcontractors	250.00
4130.80 · Engineering Expense	1,000.00
Total 4130.00 · Executive Expenses	<u>7,100.00</u>
4150.10 · Auditing Expense	<u>5,000.00</u>
4151.00 · Treasurer - HB	
4151.40 · Accounting Services	500.00
4151.99 · Other Misc Expense	
Total 4151.00 · Treasurer - HB	<u>500.00</u>

Municipal Tax Rates
State of NH
2009

Rank	Municipality	Total Tax	Rank	Municipality	Total Tax
1	NEW CASTLE	4.97	32	MADISON	13.62
2	<u>HEBRON</u>	7.29	33	NEWBURY	13.75
3	MOULTONBOROUGH	7.7	34	DUMMER	13.77
4	BARTLETT	8.3	35	SALEM	14.05
5	<u>BRIDGEWATER</u>	8.4	36	BROOKFIELD	14.06
6	NEWINGTON	8.91	37	SHELBURNE	14.26
7	TUFTONBORO	9.01	38	SUNAPEE	14.27
8	LINCOLN	9.11	39	NORTH HAMPTON	14.48
9	EASTON	9.43	40	ELLSWORTH	14.51
10	SANDWICH	9.5	41	WENTWORTH	14.66
11	MONROE	9.76	42	SOUTH HAMPTON	14.72
12	RYE	9.82	43	SURRY	14.85
13	JACKSON	10.11	44	<u>BRISTOL</u>	14.89
14	CENTER HARBOR	10.22	45	BATH	15
15	FREEDOM	10.5	46	FRANCONIA	15.02
16	ERROL	10.51	47	NEW LONDON	15.07
17	WOLFEBORO	10.61	48	LEMPSTER	15.2
18	BENTON	10.83	49	ATKINSON	15.21
19	ALBANY	10.87	50	CLARKSVILLE	15.27
20	STODDARD	11.04	51	HUDSON	15.34
21	EATON	11.3	52	AUBURN	15.43
22	WATERVILLE VALLEY	11.68	53	<u>GROTON</u>	15.44
23	ALTON	11.83	54	WOODSTOCK	15.55
24	CHATHAM	12.53	55	LITCHFIELD	15.72
25	HOLDERNESS	12.96	56	COLUMBIA	15.75
26	CROYDON	13.09	57	JEFFERSON	15.83
27	HARRISVILLE	13.25	58	STARK	15.95
28	CARROLL	13.49	59	NEW BOSTON	15.96
29	PITTSBURG	13.5	60	HANOVER	15.98
30	GREENLAND	13.55	61	EFFINGHAM	16.06
31	RANDOLPH	13.59	62	NOTTINGHAM	16.16
63	HAMPTON	16.28	95	BARNSTEAD	18.14
64	SUGAR HILL	16.31	96	HANCOCK	18.15
65	WESTMORELAND	16.34	97	LYMAN	18.15
66	<u>NEW HAMPTON</u>	16.45	98	SPRINGFIELD	18.2
67	DUNBARTON	16.54	99	WILMOT	18.26
68	WEARE	16.6	100	ROLLINSFORD	18.29
69	GRANTHAM	16.61	101	SALISBURY	18.29
70	WINDSOR	16.82	102	SUTTON	18.33
71	WILTON	16.88	103	RAYMOND	18.34
72	NELSON	16.9	104	CORNISH	18.38
73	CONWAY	17.08	105	<u>DANBURY</u>	18.5
74	WASHINGTON	17.08	106	WALPOLE	18.53

Municipal Tax Rates

State of NH
2009

Rank	Municipality	Total Tax	Rank	Municipality	Total Tax
75	PORTSMOUTH	17.09	107	STRAFFORD	18.56
76	DALTON	17.11	108	GRAFFTON	18.7
77	THORNTON	17.14	109	PLYMOUTH	18.74
78	MIDDLETON	17.3	110	WARREN	18.74
79	GILFORD	17.37	111	MASON	18.75
80	ANDOVER	17.4	112	HAVERRHILL	18.78
81	WEBSTER	17.42	113	BARRINGTON	18.8
82	STEWARTSTOWN	17.62	114	CAMPTON	18.8
83	CANTERBURY	17.69	115	KENSINGTON	18.87
84	CHESTER	17.7	116	SANBORNTON	18.91
85	EPSOM	17.74	117	WINDHAM	18.92
86	MANCHESTER	17.85	118	LYME	18.94
87	ALEXANDRIA	17.97	119	NEWTON	18.96
88	TAMWORTH	17.97	120	ENFIELD	19.02
89	MILAN	17.99	121	ACWORTH	19.05
90	CHESTERFIELD	18.02	122	MERRIMACK	19.17
91	LACONIA	18.04	123	UNITY	19.19
92	STRATHAM	18.06	124	MILFORD	19.21
93	LANCASTER	18.08	125	TILTON	19.25
94	ASHLAND	18.1	126	HAMPTON FALLS	19.27
127	BEDFORD	19.33	159	MARLBOROUGH	20.95
128	BRADFORD	19.33	160	GILMANTON	20.98
129	DEERFIELD	19.41	161	FRANCESTOWN	21
130	CHICHESTER	19.51	162	LITTLETON	21.06
131	ORANGE	19.53	163	TEMPLE	21.12
132	SANDOWN	19.55	164	HOOKSETT	21.16
133	PELHAM	19.57	165	NEWFIELDS	21.2
134	LONDONDERRY	19.68	166	DEERING	21.29
135	BELMONT	19.69	167	HAMPSTEAD	21.3
136	FARMINGTON	19.73	168	MARLOW	21.45
137	NASHUA	19.82	169	BOSCAWEN	21.6
138	NORTHWOOD	19.85	170	CONCORD	21.67
139	DORCHESTER	19.88	171	GOFFSTOWN	21.67
140	CANDIA	19.9	172	ORFORD	21.68
141	SHARON	19.92	173	RINDGE	21.74
142	WHITEFIELD	19.94	174	RICHMOND	21.86
143	EPPING	19.95	175	NEWMARKET	21.87
144	LYNDEBOROUGH	19.98	176	PLAINFIELD	22
145	NORTHFIELD	19.98	177	LANGDON	22.39


Municipal Tax Rates
State of NH
2009

Rank	Municipality	Total Tax	Rank	Municipality	Total Tax
146	AMHERST	20.19	178	GREENVILLE	22.42
147	NEW DURHAM	20.24	179	STRATFORD	22.6
148	CANAAN	20.28	180	EXETER	22.62
149	DANVILLE	20.3	181	PETERBOROUGH	22.65
150	KINGSTON	20.34	182	MILTON	22.76
151	LANDAFF	20.51	183	GORHAM	22.85
152	BRENTWOOD	20.53	184	ROXBURY	22.85
153	HILLSBOROUGH	20.54	185	ROCHESTER	22.94
154	GREENFIELD	20.55	186	MADBURY	22.98
155	FRANKLIN	20.59	187	EAST KINGSTON	23.11
156	DUBLIN	20.65	188	NORTHUMBERLAND	23.11
157	HOLLIS	20.74	189	FREMONT	23.12
158	COLEBROOK	20.75	190	GOSHEN	23.15
191	BROOKLINE	23.24	208	SULLIVAN	25.08
192	FITZWILLIAM	23.24	209	BETHLEHEM	25.24
193	DOVER	23.32	210	CHARLESTOWN	25.24
Rank	Municipality	Total Tax	Rank	Municipality	Total Tax
195	PIERMONT	23.39	212	PITTSFIELD	25.78
196	BOW	23.58	213	SOMERSWORTH	25.81
197	WARNER	23.6	214	HINSDALE	26.39
198	BENNINGTON	23.81	215	TROY	26.75
199	LEBANON	23.82	216	HOPKINTON	26.83
200	NEWPORT	23.82	217	WINCHESTER	26.94
201	PLAISTOW	23.95	218	HENNIKER	27.28
202	ALSTEAD	24.01	219	DERRY	27.88
203	MONT VERNON	24.3	220	LISBON	28.61
204	GILSUM	24.34	221	KEENE	28.8
205	JAFFREY	24.58	222	ALLENSTOWN	29.04
206	SWANZEY	24.75	223	BERLIN	29.82
207	PEMBROKE	24.8	224	CLAREMONT	30.45

* Ranking of Incorporated Townships as of 12/10/09. Precincts (Village Districts) and unincorporated Towns omitted)

Source: http://www.nh.gov/revenue/munc_prop/2009.htm

Underlined Towns: Newfound Area Towns



3 4677 00171643 5

TO REPORT A FIRE.....	911
MEDICAL AMBULANCE DISPATCH.....	911
POLICE DEPARTMENT.....	911
Police - Business & Non Emergencies.....	744-6745
Fire Department - Business.....	744-6047
Highway Department.....	744-6039
New Hampshire State Police.....	1-800-525-5555
Poison Information Center.....	1-800-562-8236
Town Hall Rte 3A.....	744-5055
Business hours:	
Tuesday: 12 Noon. - 3 p.m.	
Thursday: 9 a.m. - 12 noon	
Except holidays & vacations	
Selectmen's Office.....	744-5055
Selectmen's Meeting Town Hall Rte 3A	
Every Thursday evening except holidays	
8:00 p.m. - 9:00 p.m.	
Town Clerk's Office	968-7911
1062 River Road School House	
Every Tuesday & Wednesday evening	6:00 p.m. - 8:30 p.m.
3rd Saturday of month	8:30 a.m. - 10:00 a.m.
Except holidays & vacations	
Tax Collector; Call Kathy Vestal.....	968-9670
Reasonable hours except holidays & vacations	
Planning Board; Call Kathi Lovett.....	744-5055
Meets 3rd Tuesday of month 7:00 p.m.	
Board of Adjustment; Call Selectmen.....	744-5055
Meets on request	
BUILDING ? ADDING ON ?	
File an application with building inspector.....	744-5055
Fire Warden; Arnold Cate.....	744-6039
H-B Refuse District.....	744-8938