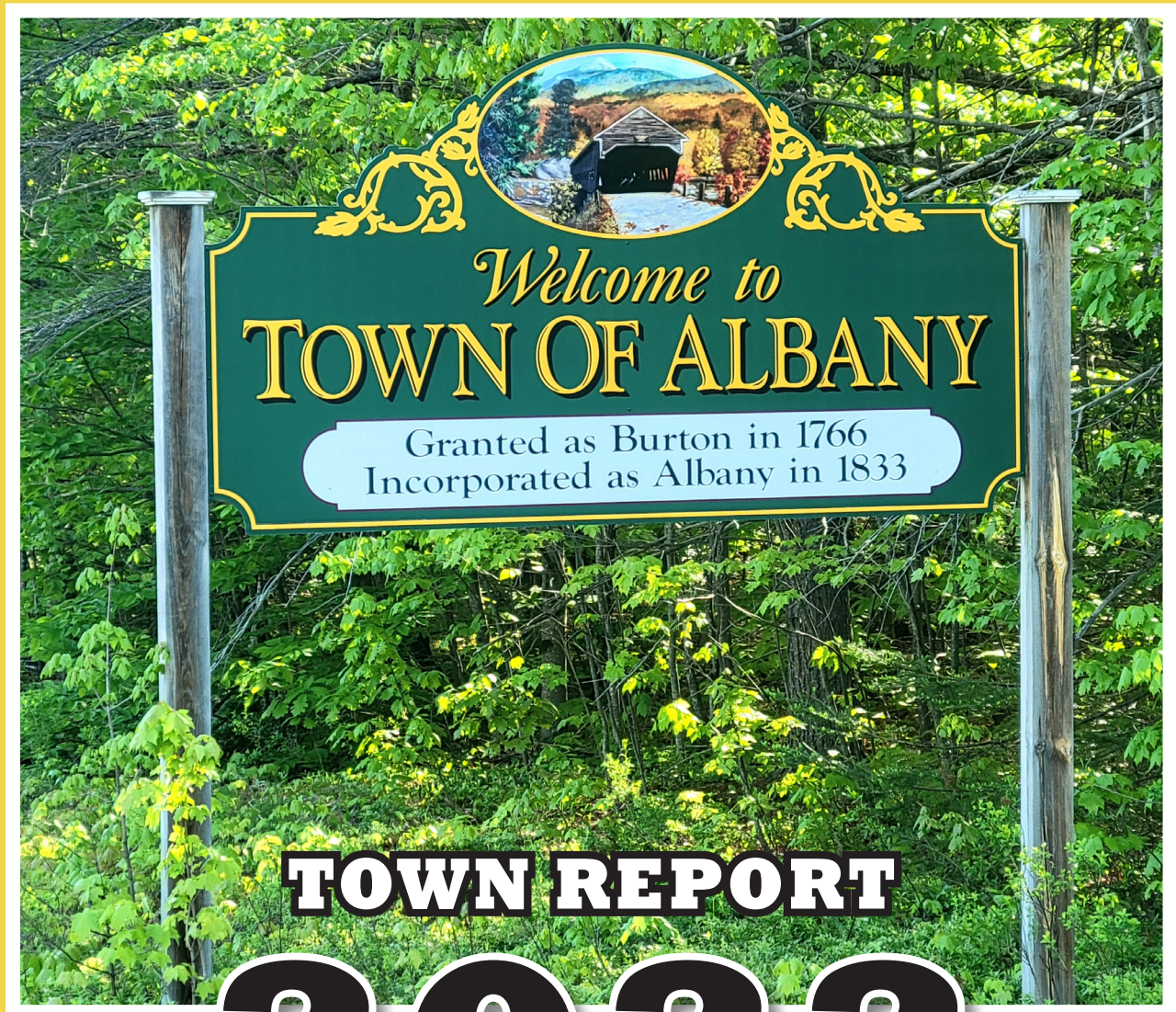




TOWN OF ALBANY

NEW HAMPSHIRE



TOWN REPORT

2022



**PRESENTATION OF
THE LION'S CLUB OF GREATER CONWAY
BENCH TO THE TOWN OF ALBANY, JULY 2022**

FIRST ROW:

Lion Cheryl Merrill, Lion Sharon Duso, Selectperson Jennifer Spofford, Lion Beth Gray

SECOND ROW:

Lion Rick Lammey, Lion Alicia Gildrea, Selectboard Chair Kathy Golding,
Selectman Kelly Robitaille, Lion Tom Merrill and Lion Rick Gaudreau



TOWN REPORT 2022

Annual Report
Of the
Town of Albany, New Hampshire
For the fiscal year ending
December 31, 2022





Table of Contents

List of Town Officers	1
Town Representatives	3
Selectmen's Report	4
2023 Warrant	6
2023 Proposed Budget	8
2022 Annual Town Meeting Minutes	13
Treasurer's Report	16
Summary of Inventory	17
Schedule of Town Owned Property	18
Solid Waste/Recreation Reports	19
Tax Rate Comparison	20
Town Clerk/Tax Collector Report	21
Town Clerk Report	22
Tax Collector Report	23
Vital Statistics Report	25
Trustees of the Trust Funds Report	26
Planning Board Report	27
Capital Improvement Plan Committee	28
Assessor Report	29
Albany Civic Group Report/ Lora Johnson Pierce Scholarship Fund Report	30
Cemetery Report	31
Conservation Commission Report	32
Albany Conservation Fund/Report of Albany's use of Human Services	33
Conway Village Fire District	34
Conway Public Library	35
Carroll County Sheriff	36
Mount Washington Valley Economic Council Report	37
North Country Council Report	38
Albany Economic/Labor Statistics Profile	40
Auditor's Report	43
Albany School District Warrant & Budget	81
Albany School District Report (s)	85

Office	Officer	Terms
Moderator	Edward Alkalay	2024
Selectman	Kathy Golding - Chairman	2024
3 Year Term	Kelly Robitaille	2023
	Jennifer Spofford	2025
Town Clerk/Tax Collector	Sandra Vizard	2025
Treasurer	Kathleen Carrier	2025
Road Agent	Curtis Coleman	2024
Cemetery Trustees	Joseph Ferris	2023
(3 year term)	Kathleen Flaschner - appointed	2023
	Vacant	
Trustees of Trust Funds	Kimberly Guptill	2024
	Anne Merrow	2023
	Vacant	
Supervisors of Checklist	Dorothy Solomon	2025
	Vacant - Paula Vaughn - appointed	2023
	Cindy Barnicoat Carboni-resigned/Barbara Alkalay - appointed	2023
School Board	Timothy Sorgi, Chairman	2025
	Daniel Bianchino, Vice Chair	2024
	Curtis Coleman	2025
School Board Clerk (1 year term)	Anne Merrow	2023
School Board Treasurer (1 year term)	Anne Merrow	2023
School Board Moderator (1 year term)	Edward Alkalay	2023
Planning Board	Sean Wadsworth, Chairman	2024
(3 year term)	Bryan Bailey	2023
	Curtis Coleman	2024
	Peter Carboni - Resigned/Morris West - appointed	2023
	Kathleen Golding/Selectmen's Rep/appointed	2023

Conservation Commission	Kevin Tilton, Chairman	2023
	Cort Hansen	2024
	Michael Steward	2023
	Sean Wadsworth	2025
	Cathy Ryan	2024
	Vacant	

Town Representatives

Building Permit Administrator	Peter Carboni - resigned/Dave Pandora-apptd
Health Officer	Joseph Ferris
Deputy Health Officer	Vacant
Zoning Board of Adjustment	Sheri Coleman, Sam Farrington, Keith Croto, vacancies
Animal Control Officer	Jo Anne Gayer
Lower Mount Washington Valley Solid Waste District	Colleen Cormack
North Country Council Representative	Stephen Knox and Peter Donkonics
Mt. Washington Valley Economic Council Rep.	Sara Young-Knox
Carroll County Sheriff	Domenic Richardi
Fire Warden	Jonathan Powers
Fire Chief	Stephen Solomon
USFS Saco Ranger District	James Innes
NH House Representatives	Chris R. McAleer, Anita Burroughs
NH Senator	Jeb Bradley
NH Executive Councilor	Joseph Kenney

Albany Selectmen's report 2022

Happy 2023! With 2022 behind us, we reflect on the town events that occurred over the year. Town elections and meeting were held on March 8. Jennifer Spofford won a three-year term as Selectman and Kelly Robitaille returns for a one-year term. The town welcomes Jen for her continued service. She continues to learn about local government, and I hope she continues to embrace it. Kelly Robitaille returns as Selectman and I certainly appreciate his experience, not only as Selectman but as DPW Director for the District of Eidelweiss (Madison). His knowledge and connections have put Albany's concerns of Route 16 on the forefront at the state level.

At our first meeting after elections on March 23rd, we, as a Board re-organized; I was nominated and appointed as Chair of the Board. Jen Spofford was appointed as Vice-Chair.

The update of our hazard mitigation plan was due in 2022. The update is necessary every five years in order to receive FEMA funds. Although we are responsible for 50% of its cost, with attendance of local officials and citizens to the meetings, we will be able to offset that cost 100%. Unfortunately, with scheduling conflicts, the update was not complete in 2022 and will carry over to 2023. Please contact the Selectmen's office if you are interested in attending one of these meetings as it will increase our offset cost.

For the first time in Albany's history, property owners received two tax bills. Semiannual taxing turned out to be successful. Albany did not have to take a tax anticipation note to pay bills. Thank you to Sandie Vizard and Katelyn Quint for doing a great job of collecting.

On July 13th, the Lions Club of Greater Conway donated a bench to Albany. The club receives recycled soft plastics and in turn, they have benches created. They donate them to various towns and organizations in the Mount Washington Valley. Thank you to the Lion's Club! Albany has begun to collect soft plastic for the Lion's club. The bin is located in the hallway of town hall if anyone would like to donate, please drop off the plastic during normal office hours.

On September 28, Albany hosted an informational meeting with NHDOT. A project for the Albany portion of Route 16 has been on the state's 10 year plan and is scheduled to take place in 2025. This meeting was planned to receive the public's input on the problems on Route 16. In the meanwhile, there were two tragic accidents on Route 16. The impact of these accidents has deeply affected the residents who live on Route 16. The residents flooded the meeting as well as emergency officials from the area. Also present were state representatives and candidates for state representatives. Every voice was heard and the NHDOT representatives went back to Concord with the emotional testimony of those present. They also left a survey for all to complete and send back to NHDOT. The Tax Collector included a copy of the survey in every taxpayer's tax bill. If you haven't already done so, please complete it and send it into NHDOT. We as a board will continue to reach out to our state and local officials to keep this very important issue alive.

In June, the Governor announced the return of surplus funds from the state budget in the amount of \$30 million dollars, which resulted in a distribution of one-time additional highway block grant funds to Albany in the amount of \$32,902.48. The Governor also announced the return of \$36 million dollars from the state budget, which resulted in a distribution of a one-time bridge aid payment to Albany of \$45,411.18. The funds are to only be used for roads and bridges. The additional funds received were put to good use. Road Agent, Curtis Coleman was able to complete the following list on the roads:

- Paved Drake Hill Road from World Fellowship to Route 16, backed up all pavement with gravel.
- Paved Bald Hill Road from the town line on southern end to Stacey Lane, backed up all pavement with gravel.
- Crack sealed Bald Hill Road from Tin Mountain to the water tanks.
- Worked on drainage on all roads.
- Cleaned culverts and marked all for winter season.
- Provided storm and seasonal clean up as required.

The bridge funds were just received at the end of December. Curtis plans to work on the following list with those funds:

- Replace the guardrail on bridge at Ferncroft Road and Passaconaway Road.
- Paint all bridges as needed.
- Paint interior of the Covered Bridge
- Replace all broken signage on bridges.

Albany's roads are in good shape because of the additional funds received from the American Rescue Plan Act and the additional highway block grant monies.

Albany was due to negotiate a new fire & ambulance contract with Conway Village Fire District in 2022. The Conway Village Fire District has seen skyrocketing expenses and not a lot of revenues. The District Commissioners have always been sympathetic to Albany as we are a small town but the activity on the Kancamagus Highway and Route 16 exceed what a typical small-town needs. With that, the proposed contract saw a significant increase of \$47,000 for the first year with increases each year throughout the contract. The Selectmen counteroffered a reduction in the proposal by \$10,000 each year. They accepted the offer, and the contract was signed.

The mid-term state elections brought many contentious races throughout the state and Albany saw high rates of voter turnout as all towns throughout the state did. Now it's on to the Presidential Primary. Disappointingly, the Democratic National Committee has voted to take away New Hampshire's first in the nation status however, New Hampshire is vowing to move forth and vote first according the state's law.

Over the years, Albany's Boards of Selectmen have done a good job of keeping the tax rate level. In 2022, the tax rate was lower by \$1.50/thousand dollars of assessed value, than last year. The Selectmen opted not to use any of the unreserved fund balance to reduce it further knowing that because of the increase in the fire and rescue contract, the funds may be needed in 2023 to keep the tax rate close to level.

There are many boards that are still looking for members. If anyone is interested in serving on the Planning Board, Conservation Commission, Trustee of the Trust Funds, or as Cemetery Trustee, please contact the selectmen's office for more information.

Thank you to our Town Administrator, Kelley Collins, who continues to diligently keep watch over Albany. She does a great job, and we are deeply appreciative.

In closing, we are thankful to our elected and appointed officials who care and are dedicated to our Town.

Kathleen Golding
Selectboard Chair

Town of Albany 2023 Warrant

To the inhabitants of the Town of Albany, County of Carroll, State of New Hampshire, qualified to vote in Town affairs:

You are hereby notified to meet at the Town Hall at 1972 NH Route 16, in Albany, New Hampshire, on Tuesday, March 14, 2023 at 10 o'clock in the forenoon to act upon the following subjects hereinafter set forth. Voting on Article 1 will be by official ballot and the polls shall be open for balloting at 10 o'clock in the forenoon, or as soon thereafter as the Moderator calls the meeting to order, declares a quorum present, and shall not close before 6 o'clock in the evening. The remaining articles of the warrant shall be acted upon at 7:30 o'clock **or** at the closing of the school meeting **or** at the closing of the polls, if the meeting shall vote to keep the polls open to a later hour.

Article 1. To elect all necessary officials.

Article 2. To see if the Town will vote to raise and appropriate the sum of **\$ 812,026** for the municipal operating budget for the ensuing year, with **\$20,000** to come from December 31, 2022 unassigned fund balance. This article does not include appropriations contained in special or individual articles addressed separately (Recommended by Selectmen 3-0-0)

Article 3. To see if the Town will vote to raise and appropriate the sum of **\$ 8,000** for deposit into the Drake Hill Road Bridge Expendable Trust Fund, previously established. (Recommended by Selectmen 3-0-0). (Recommended by the CIP Committee)

Article 4. To see if the Town will vote to raise and appropriate the sum of **\$ 3,500** for deposit into the Revaluation Expendable Trust Fund, previously established. (Recommended by Selectmen 3-0-0). (Recommended by the CIP Committee)

Article 5. To see if the Town will vote to raise and appropriate the sum of **\$150,000** for the purpose of continuing the maintenance and pavement of Albany town roads, with **\$150,000** to come from the Highway Expendable Trust Fund, previously established. (Recommended by Selectmen 3-0-0)

Article 6. To see if the Town will vote to raise and appropriate the sum of **\$1,000** to be added to the Chapel Capital Reserve Fund, previously established. (Recommended by Selectmen 3-0-0). (Recommended by the CIP Committee).

Article 7. To see if the Town will vote to raise and appropriate the sum of **\$4,000** for additional maintenance of town cemeteries with **\$4,000** to come from the Cemetery Expendable Trust Fund, previously established. (Recommended by the Selectmen)

Article 8. To see if the Town will vote to raise and appropriate the sum of **\$20,000** to perform town hall and town hall property upgrades and to withdraw **\$14,000** from the Town Hall Capital Reserve Fund, previously established. (Recommended by Selectmen 3-0-0)

Article 9. To see if the Town will vote to raise and appropriate the sum of **\$1,000** to be added to the Emergency Management Capital Reserve Fund, previously established. (Recommended by Selectmen 3-0-0). (Recommended by the CIP Committee).

Article 10. To see if the Town will readopt the Optional Veteran's Tax Credit in accordance with RSA 72:28, II, for an annual tax credit on residential property of \$500. *Majority vote required.*

Article 11. Shall the Town of Albany accept the provisions of RSA 53-G:1-RSA 53-G:11 providing for the establishment of a communications district, together with the municipalities of Bartlett, Brookfield, Chatham, Conway, Eaton, Effingham, Freedom, Hales Location, Harts Location, Jackson, Madison, Moultonborough, Ossipee, Tamworth and Tuftonboro in accordance with the provisions of the proposed agreement filed with the Board of Selectmen.

Article 12. *By Petition.* To see if the Town will vote to raise and appropriate the sum of **\$2,000** for the Family Resource Center at Children Unlimited, Inc. (Recommended by Selectmen 3-0-0)

Article 13. *By Petition.* To see if the Town will vote to raise and appropriate the sum of **\$ 1,708** for the operation of Tri-County Community Action Program, Inc. service programs in Albany: Transportation, Energy Assistance, Weatherization, Guardianship, Head Start, Homeless Intervention and Prevention, Disaster Relief and Tamworth Dental Center. (Recommended by Selectmen 3-0-0)

Article 14. *By Petition.* To see if the Town will vote to raise and appropriate the sum of **\$ 3,000** to support Albany home delivered meals (Meals on Wheels), congregate meals, transportation and program services provided by the Gibson Center for Senior Services, Inc. (Recommended by Selectmen 3-0-0).

Article 15. *By Petition.* To see if the Town of Albany will vote to raise and appropriate the sum of **\$3,600** (three thousand six hundred dollars) in Support of the Operations of Valley Vision, Channel 3, the Public, Education and Government station in 2023. Broadcast of Albany municipal meetings on channel 3, is included, subject to permission of the Town of Albany's selectboard. The sum is generated through franchise fees from Spectrum Cable and does not involve any revenue generated from tax dollars. (Recommended by Selectmen 3-0-0).

Article 16. *By Petition.* To respectfully request that the town vote to raise and appropriate the sum of **\$4,281** in support of Starting Point providing advocacy and support to victims of domestic and sexual violence and their children. (Recommended by Selectmen 3-0-0).

Article 17. *By Petition.* To see if the Town of Albany will vote to raise and appropriate the sum of **\$2,947** for the support of White Mountain Community Health Center to help meet the healthcare needs of the uninsured and underinsured residents of the Town of Albany. (Recommended by the Selectmen 3-0-0)

Article 18. *By Petition.* To see if the Town will vote to raise and appropriate the sum of **\$1,000** for the Conway Area Human Society for the purpose of supporting continuing services for stray, abandoned and neglected animals brought to the shelter by Animal Control or private citizens no longer able to care for them. (Recommended by Selectmen 3-0-0)

Article 19. To act upon any other business that may legally come before this meeting.
Given under our hands this 22nd day of February in the year two thousand twenty-three.

Kathleen Golding, Selectman/Chair

Jennifer Spofford, Selectman

Kelly Robitaille, Selectman

2023 PROPOSED BUDGET				
		Jan - Dec 22	2022 Budget	2023 Proposed
4130.0	Executive			
	4130.01	Selectmen		
		4130.11 · Selectmen Salary	13,500.00	13,500.00
		4130.12 · Social Security - Medicare	1,032.75	1,033.00
		Total 4130.01 · Selectmen	14,532.75	14,533.00
	4130.02	Town Administrator		
		4130.20 · Town Administrator Salary	43,074.52	44,634.00
		4130.21 · TA Social Security - Medicare	3,295.20	3,415.00
		4130.22 · Retirement	0.00	1.00
		Total 4130.02 · Town Administrator	46,369.72	51,412.00
	Total 4130.0	Executive	60,902.47	62,583.00
4132.0	Treasurer			
	4132.01	Treasury Salary	7,500.00	7,500.00
		4132.02 · TRSR Social Security - Medicare	665.55	666.00
		4132.03 · Deputy Treasurer	1,200.00	1,200.00
		4132.05 · Supplies	47.13	100.00
		4132.06 · Postage	0.00	1.00
		4132.08 · Small Equipment/Maintenance	231.90	100.00
		4132.09 · Travel		
		4132.91 · Bank & Post Office	0.00	50.00
		4132.92 · Conferences		100.00
		Total 4132.09 · Travel	0.00	150.00
	Total 4132.0	Treasurer	9,644.58	9,717.00
4135.0	Town Clerk & Tax Collector			
	4135.01	Town Cleck/Tax Collector Salary	23,434.84	23,435.00
		4135.02 · TC Social Security - Medicare	2,947.92	3,137.00
		4135.03 · Deputy Clerk/Collector Salary	14,110.00	14,560.00
		4135.31TC/TX Tr*New Training/Consultant	990.00	3,000.00
		4135.04 · Software Support		
		4135.41 · Avitar Tax Collection	2,064.00	2,200.00
		4135.42 · Interware - Clerkworks	3,223.00	3,300.00
		Total 4135.04 · Software Support	5,287.00	5,500.00
		4135.05 · Supplies	1,316.46	1,200.00
		4135.06 · Postage	2,818.58	2,000.00
		4135.07 · Recordings, Searches & Redemptn	300.46	800.00
		4135.08 · Small Equipment/Maintenance	0.00	4,000.00
		4135.09 · Travel		
		4135.91 Bank & PO	47.50	
		4135.92 · Conferences	2,152.82	500.00
		Total 4135.09 · Travel	2,200.32	500.00
		4135.11 · Re-certification & Conferences	0.00	2,125.00
		4135.12 · Advertising	26.00	100.00
	Total 4135.0	Town Clerk & Tax Collector	53,431.58	60,357.00
4140.0	Election-Registration-Vitals			
	4140.01	Supervisors of the Checklist	1,225.00	2,000.00
		4140.02 · Ballot Clerks	150.00	600.00
		4140.03 · Moderator	600.00	600.00
		4140.04 · Supplies	477.30	800.00
		4140.05 · Advertising	26.00	300.00
		New line Travel for training		300.00
	Total 4140.0	Election-Registration-Vitals	2,478.30	4,300.00
4150.0	Financial Administration			
	4150.01	Auditor	7,900.00	8,500.00
		4150.03 · Supplies	1,850.11	2,000.00
		4150.04 · Printing		
		4150.41 · Town Report	989.92	1,300.00
		4150.42 · General	46.90	150.00
		Total 4150.04 · Printing	1,036.82	1,450.00
	4150.05	Conferences		
		4150.51 · NHMA -Town/School Mod	0.00	55.00
		4150.52 · NHMA-Budget/Finance	0.00	1.00
		4150.53 · NHMA-Annual Conference	0.00	150.00
		4150.54 · OEP Planning/Zoning Conf	0.00	1.00

	4150.55 · NCC Annual Meeting	0.00	1.00	1.00
	4150.56 · MWVEC Annual Meeting	0.00	1.00	1.00
	4150.05 · Conferences - Other	0.00	1.00	1.00
	Total 4150.05 · Conferences	0.00	210.00	210.00
	4150.06 · Small Equipment			
	4150.62 · Computer Equipment	649.00	1,000.00	1,000.00
	Total 4150.06 · Small Equipment	649.00	1,000.00	1,000.00
	4150.07 · Bank Service Charge			
	4150.71 · TAN Document Fees	0.00	250.00	1.00
	4150.72 · Returned Check Fees	0.00	50.00	50.00
	Total 4150.07 · Bank Service Charge	0.00	300.00	51.00
	4150.08 · Postage			
	4150.81 · Stamps & Postage	174.47	200.00	200.00
	4150.82 · Prepaid Stamped Envelopes	735.80	700.00	800.00
	Total 4150.08 · Postage	910.27	900.00	1,000.00
	4150.09 · Travel			
	4150.91 · Post Office & Errands	117.41	25.00	100.00
	4150.92 · Conferences	0.00	100.00	50.00
	Total 4150.09 · Travel	117.41	125.00	150.00
	4150.11 · Recording Expense	0.00	100.00	100.00
	4150.12 · Advertisement	188.50	600.00	300.00
	4150.13 · Software Support			
	4150.31 · Adobe Acrobat	239.88	260.00	260.00
	4150.32 · QuickBooksPRO	0.00	1.00	0.00
	4150.33 · QuickBooks Payroll	1,651.13	2,000.00	2,000.00
	4150.35 · Website Hosting & Support	1,250.00	1,000.00	1,300.00
	4150.36 · Carbonite	0.00	350.00	0.00
	4150.37 · GoDaddy - Web Site	62.32	31.00	31.00
	4150.38 · Meeting Video	2,550.00	3,600.00	3,600.00
	New - CCS - IT & Maintenance	99.99	5,000.00	10,000.00
	4150.39 · Business Solutions	337.50	1,000.00	300.00
	Total 4150.13 · Software Support	6,190.82	13,242.00	17,491.00
	4150.15 · Internet & Telephone	2,869.39	3,000.00	3,000.00
	4150.16 · Special Town Meeting	0.00	1.00	1.00
	4150.20 · Trustee of Trust Funds	200.00	300.00	300.00
	4150.24 · Engineering/Consultant	0.00	1,500.00	1,500.00
	Total 4150.0 · Financial Administration	21,912.32	33,228.00	36,703.00
	4152.0 · Revaluation of Property			
	4152.01 · Assessing	17,610.00	18,000.00	18,000.00
	4152.02 · Tax Map Update	2,385.00	2,500.00	2,500.00
	4152.04 · Software Support			
	4152.41 · Avitar - Assessing	2,953.00	3,000.00	3,100.00
	Total 4152.04 · Software Support	2,953.00	3,000.00	3,100.00
	Total 4152.0 · Revaluation of Property	22,948.00	23,500.00	23,600.00
	4153.0 · Legal Expense			
	4153.01 · Town Counsel	3,480.40	5,000.00	10,000.00
	4153.02 · Legal-Tax Deeding	0.00	1.00	15,000.00
	Total 4153.0 · Legal Expense	3,480.40	5,001.00	25,000.00
	4191.0 · Planning Board			
	4191.01 · Planning Member Attendance	1,540.00	3,000.00	2,000.00
	4191.02 · Secretary Salary	2,215.00	3,000.00	2,400.00
	4191.03 · PLN Social Security - Medicare	169.45	250.00	185.00
	4191.04 · Technical Advisor	0.00	500.00	1.00
	4191.05 · Advertisement	78.00	350.00	350.00
	4191.06 · Manuals & Resource Material	0.00	100.00	100.00
	4191.07 · Operating Expenses	273.72	800.00	800.00
	4191.09 · Travel			
	4191.92 · Conferences	0.00	300.00	300.00
	4191.09 · Travel - Other	0.00	100.00	100.00
	Total 4191.09 · Travel	0.00	400.00	400.00
	4191.10 · Planning Board Legal	0.00	0.00	500.00
	Total 4191.0 · Planning Board	4,276.17	8,400.00	6,736.00
	4192.0 · Zoning Board of Adjustment			
	4192.01 · ZBA Member Attendance	0.00	420.00	350.00
	4192.02 · ZBA Secretary	0.00	410.00	410.00
	4192.03 · ZBA Soc Sec/Medicare	0.00	32.00	32.00
	4192.04 · ZBA Technical Advisor	0.00	100.00	1.00

	4192.05 · ZBA Conferences	0.00	100.00	100.00
	4192.07 · ZBA Operating Expenses	10.00	200.00	200.00
Total 4192.0 · Zoning Board of Adjustment		10.00	1,262.00	1,093.00
4193.0 · Conservation Commission				
	4193.01 · Conservation Comm. Attendance	1,505.00	2,940.00	1,500.00
	4193.07 · CC Operating Expenses	878.00	1,000.00	1,000.00
	4193.08 · CC Grant Match	0.00	0.00	0.00
	4193.10 · Conservation Commission Legal	0.00	1.00	1.00
Total 4193.0 · Conservation Commission		2,383.00	3,941.00	2,501.00
4194.0 · Government Building				
	4194.01 · Oil Heat/Propane	1,725.42	2,700.00	3,700.00
	4194.02 · Electricity/Town Hall	1,718.15	1,600.00	1,800.00
	4194.04 · Chapel Lights	486.87	500.00	540.00
	4194.05 · Bld Maintenance & Repairs	13,925.93	5,000.00	9,000.00
	4194.07 · Street Lights	759.07	750.00	800.00
	4194.08 · Drinking Water	0.00	1.00	1.00
	4194.09 · Town Hall Security	748.50	1,200.00	753.00
Total 4194.0 · Government Building		19,363.94	11,751.00	16,594.00
4195.0 · Cemeteries				
	4195.01 · Cemetery Trustee	666.66	1,000.00	1,000.00
	4195.02 · Cemetery Maintenance	4,525.18	4,500.00	6,000.00
Total 4195.0 · Cemeteries		5,191.84	5,500.00	7,000.00
4196.0 · Insurance				
	4196.01 · Workmen's Comp	816.00	816.00	808.00
	4196.02 · General Property Liability	2,868.00	2,868.00	3,155.00
	4196.03 · Health Insurance	16,781.76	16,950.00	18,765.00
	4196.04 · Disability Insurance	569.64	650.00	600.00
	4196.05 · Dental Insurance	1,027.98	1,036.00	1,028.00
	4196.06 · Life Insurance	77.40	80.00	80.00
Total 4196.0 · Insurance		22,140.78	22,400.00	24,436.00
4197.0 · Regional Associations				
	4197.01 · North Country Council	1,050.00	1,050.00	1,050.00
	4197.02 · NH Municipal Association	1,104.00	1,104.00	1,137.00
	4197.03 · NH Town Clerks Assn	20.00	20.00	20.00
	4197.04 · NH Tax Collectors' Assn	40.00	20.00	40.00
	4197.05 · NH Assessors' Assn	20.00	20.00	20.00
	4197.06 · NH Govt Finance Officers Assn	35.00	35.00	35.00
	4197.07 · NH Welfare Assn	30.00	30.00	30.00
	4197.09 · MWV Economic Council	50.00	50.00	50.00
	4197.10 · NH Assn of Conservation Comm.	250.00	250.00	250.00
	4197.11 · International Code Council	0.00	1.00	1.00
	4197.12 · NH Health Officers Association	80.00	45.00	45.00
Total 4197.0 · Regional Associations		2,679.00	2,625.00	2,678.00
4200.0 · Public Safety				
	4200.01 · Ambulance & Rescue & Fire	137,000.00	137,000.00	160,000.00
	4200.02 · Sheriff Department	29,120.00	29,120.00	47,700.00
	4200.04 · Fire Wardens	0.00	1.00	1.00
	4200.05 · Building Permit Administrator	3,651.38	4,300.00	4,200.00
	4200.06 · BPA Social Security - Medicare	279.33	329.00	322.00
Total 4200.0 · Public Safety		170,050.71	170,750.00	212,223.00
4290.0 · Emergency Management				
	4290.02 · Maintenance	225.00	225.00	225.00
	4290.03 · Propane	556.89	300.00	600.00
	4290.04 · Supplies	3,500.00	10,000.00	400.00
Total 4290.0 · Emergency Management		4,281.89	10,525.00	1,225.00
4312.0 · Highways & Streets				
	4312.01 · Winter Plowing & Snow Removal	51,204.53	65,000.00	65,500.00
	4312.02 · Winter Brine	750.00	5,000.00	5,000.00
	4312.03 · Winter Salt	28,427.74	37,500.00	40,000.00
	4312.04 · Winter Sand	5,959.27	10,000.00	10,000.00
	4312.05 · Winter Labor & Materials	21,834.18	15,000.00	15,000.00
	4312.06 · Ferncroft Rd Plowing	5,350.00	7,500.00	7,500.00
	4312.07 · Summer Road Maintenance	25,277.48	14,500.00	14,500.00
	4312.08 · Summer Materials	6,866.83	10,000.00	10,000.00
	4312.09 · Paving	63,779.32	50,000.00	55,000.00
	4312.10 · Albany/Madison Plow Turnaround	500.00	500.00	500.00
Total 4312.0 · Highways & Streets		209,949.35	215,000.00	223,000.00

4324.0 · Solid Waste				
	4324.01 · Solid Waste - Albany	45,536.00	45,536.00	59,715.00
	4324.02 · Solid Waste-LMVSWD Rep.	0.00	0.00	0.00
	4324.03 · Solid Wast - Wanalancet	0.00	1.00	1.00
Total 4324.0 · Solid Waste		45,536.00	45,537.00	59,716.00
4400 · Health				
	4400.01 · Health Officer Salary	600.00	600.00	600.00
	4400.02 · Deputy Health Office Salary	81.25	500.00	500.00
	4400.03 · Animal Control Salary	50.00	500.00	500.00
	4400.04 · HLTH Social Security - Medicare	49.73	122.00	122.00
Total 4400 · Health		780.98	1,722.00	1,722.00
4445.0 · Welfare				
	4445.01 · Direct Assistance	0.00	5,000.00	5,000.00
Total 4445.0 · Welfare		0.00	5,000.00	5,000.00
4500 · Culture & Recreation				
	4500.01 · Conway Parks + Recreation	40,734.00	40,734.00	20,796.00
	4500.02 - Conway Public Library	5,940.00	6,500.00	6,500.00
	4500.03 · Patriotic Purposes	585.53	250.00	500.00
Total 4500 · Culture & Recreation		47,259.53	47,484.00	27,796.00
4723.0 · TAN Payment				
	4723.01 · TAN Interest payment	0.00	500.00	1.00
Total 4723.0 · TAN Payment		0.00	500.00	1.00
	TOTALS	\$ 708,700.84	\$ 751,483.00	\$ 812,026.00

2023 Proposed Revenues

				2023 Proposed		2023 Proposed Revenues
				Jan - Dec 2022	Budget 2022	
Income						
		3120 · Land Use Change Tax	3,771.00	3,000.00	3,000.00	
		3185 · Yield Tax	2,967.00	3,000.00	1,000.00	
		3210 · Business Licenses	3,700.00	1,200.00	6,600.00	
		3220 · Motor Vehicle Permits	365,218.00	325,000.00	350,000.00	
		3221 · Building Permits	4,673.00	5,000.00	5,000.00	
		3223 · Pistol Fees	50.00	0.00	50.00	
		3225 · Parking Tickets	7,890.00	6,000.00	6,000.00	
		3226 · Sign Permit	40.00	0.00	-	
		3228 · Mail in fee	0.00	0.00		
		3289 · Dog Licenses	269.00	250.00	250.00	
		3290 · Marriage Licenses	165.00	0.00	100.00	
		3291 · Vital Statistics Fees	86.00	0.00	50.00	
		3351 · Shared Revenues	0.00	0.00	-	
		3352 · Room & Meals Tax	67,004.00	67,004.00	67,000.00	
		3353 · Highway Block Grants	38,424.00	38,575.00	38,500.00	
		3356 · State & Fed Forest Land in	123,700.00	123,700.00	123,000.00	
		3359 · Other State Grants\Reimbu	39,310.96		-	
		3409 · Copy Fees	0.00	0.00		
		3501 · Sale of Municipal Property	0.00	0.00		
		3502 · Interest on Bank Account	3,151.00	3,500.00	3,000.00	
		3503 · Return Check Fees	0.00	0.00		
		3509.1 · Planning Hearing Fees	839.00	0.00	400.00	
		3509.2 · ZBA Hearing Fees	0.00	0.00	-	
		3509.0 · Misc Reimbursements -	0.00	0.00		
		· Transfers from 12/31 FB	50,000.00	50,000.00	20,000.00	
		Withdrawal from CRF or ETF	0.00	0.00	168,000.00	
		3920 · Overpayment Property Tax	0.00			
		3922 · Town Purchase Tax Lien	22,208.00	0.00		
		3999 · UCC Filings	980.00	0.00		
Total Income				734,445.96	626,229.00	791,950.00

TOWN OF ALBANY

2022 TOWN MEETING MINUTES

At 7:45 PM the annual Albany Town Meeting was called to order by Moderator Ed Alkalay.

Article 1. To elect all necessary officials. This was completed on March 8,2022

Moderator (2 Years):	Edward Alkalay 22 votes
Selectman (3 Years):	Jennifer Spofford 43 votes
Selectman (1 Year):	Kelly Robitaille 48 votes
Town Clerk/Tax Collector (2 Years):	Sandra Vizard 48 votes
Treasurer (2 Years):	Kathleen Currier 47 votes

Article 2. To see if the Town will vote to raise and appropriate the sum of \$ **751,483** for the municipal operating budget for the ensuing ear. This article does not include appropriations contained in special or individual articles addressed separately (Recommended by Selectmen 3-0-0)

Motion: Buzz Coleman Second Kathy Carrier **The article passed as read.**

Article 3. To see if the Town will vote to raise and appropriate the sum of \$ **5,000** for deposit into the Drake Hill Road Bridge Expendable Trust Fund, previously established. (Recommended by Selectmen 3-0-0). (Recommended by the CIP Committee)

Motion: John Eastman Second Curtis Coleman **The article passed as read.**

Article 4. To see if the Town will vote to raise and appropriate the sum of \$ **3,500** for deposit into the Revaluation Expendable Trust Fund, previously established. (Recommended by Selectmen 3-0-0). (Recommended by the CIP Committee)

Motion: Buzz Coleman Second Dan Bianchiro **The article passed as read.**

Article 5. To see if the Town will vote to raise and appropriate the sum of \$ **60,000** for deposit into the Highway Expendable Trust Fund, previously established. (Recommended by Selectmen 3-0-0). (Recommended by the CIP Committee).

Motion: Buzz Coleman Second Dan Bianchiro **The article passed as read.**

Article 6. To see if the Town will vote to raise and appropriate the sum of \$ **100,000** for the purpose of continuing the maintenance and pavement of Albany town roads, with \$ **50,000** to come from December 31, 2021 unassigned fund balance. (Recommended by Selectmen 3-0-0)

Motion: Tim Sorgi Second Dan Bianchiro **The article passed as read.**

Article 7. To see if the Town will vote to raise and appropriate the sum of \$ **1,000** to be added to the Chapel Capital Reserve Fund, previously established. (Recommended by Selectmen 3-0-0). (Recommended by the CIP Committee).

Motion: Buzz Coleman Second Noah Coleman **The article passed as read.**

Article 8. To see if the Town will vote to raise and appropriate the sum of \$ **6,000** to be added to the Town Hall Property Capital Reserve Fund, previously established. (Recommended by Selectmen 3-0-0). (Recommended the CIP Committee).

Motion: Buzz Coleman Second John Eastman **The article passed as read.**

Article 9. To see if the Town will vote to raise and appropriate the sum of \$ 1,000 to be added to the Emergency Management Capital Reserve Fund, previously established. (Recommended by Selectmen 3-0-0). (Recommended by the CIP Committee).

Motion: Buzz Coleman Second Dan Bianchiro **The article passed as read.**

The Moderator combined Article 10, Article 11, Article 12, Article 13, Article 14, Article 15, Article 16.

Article 10. By Petition. To see if the Town will vote to raise and appropriate the sum of \$ 2,000 for the Family Resource Center at Children Unlimited, Inc. (Recommended by Selectmen 3-0-0)

Motion: Buzz Coleman Second John Eastman **The article passed as read.**

Article 11. By Petition. To see if the Town will vote to raise and appropriate the sum of \$ 1,700 for the operation of Tri-County Community Action Program, Inc. service programs in Albany: Transportation, Energy Assistance, Weatherization, Guardianship, Head Start, Homeless Intervention and Prevention, Disaster Relief and Tamworth Dental Center. (Recommended by Selectmen 3-0-0)

Motion: Buzz Coleman Second John Eastman **The article passed as read.**

Article 12. By Petition. To see if the Town will vote to raise and appropriate the sum of \$ 3,000 to support Albany home delivered meals (Meals on Wheels), congregate meals, transportation and program services provided by the Gibson Center for Senior Services, Inc. (Recommended by Selectmen 3-0-0).

Motion: Buzz Coleman Second John Eastman **The article passed as read.**

Article 13. By Petition. To see if the Town of Albany will vote to raise and appropriate the sum of \$2,700 in Support of the Operations of Valley Vision, Channel 3, the Public, Education and Government station in 2021. Broadcast of Albany municipal meetings on channel 3, is included, subject to permission of the Town of Albany's selectboard. (Recommended by Selectmen 3-0-0).

Motion: Buzz Coleman Second John Eastman **The article passed as read.**

Article 14. By Petition. To respectfully request that the town vote to raise and appropriate sum of \$2,965 in support of Starting Point providing advocacy and support to victims of domestic and sexual violence and their children. (Recommended by Selectmen 3-0-0).

Motion: Buzz Coleman Second John Eastman **The article passed as read.**

Article 15. By Petition. To see if the Town of Albany will vote to raise and appropriate the sum of \$2,958 for the support of White Mountain Community Health Center to help meet the healthcare needs of the uninsured and underinsured residents of the Town of Albany. (Recommended by the Selectmen 3-0-0)Motion Buzz Coleman Second John Eastman **The article passed as read.**

Article 16. By Petition. To see if the Town will vote to raise and appropriate the sum of \$ 1,000 for the Conway Area Human Society for the purpose of supporting continuing services for stray, abandoned or other animals brought to the shelter. (Recommended by Selectmen 3-0-0)

Motion: Buzz Coleman Second John Eastman **The article passed as read.**

Article 17. To act upon any other business that may legally come before this meeting.
Given under our hands this 8th day of March in the year two thousand twenty-two.

The meeting was adjourned at 8:09 PM by Moderator Ed Alkalay.

Respectfully submitted,



Sandra Vizard
Albany Town Clerk

Treasurer's Report

	Fiscal Year 2022	Fiscal Year 2021
Beginning Cash Account Balances, Book		
Revenues from Local Sources:		
From Tax Collector:	\$ 1,084,058.40	\$ 1,150,987.58
Taxes	\$ 1,448,300.48	\$ 1,519,652.33
Interest & Penalties	9,904.98	12,175.62
Redemptions	125,229.73	49,449.36
Overpayment of Property Taxes	918.52	790.44
Yield Taxes	6,737.65	5,449.81
Subtotal from Tax Collector:	1,591,091.36	1,587,517.56
From Town Clerk:		
Motor Vehicle Permits	365,217.81	340,998.53
Dog Licenses	269.00	199.50
UCC Filing/Searches	980.00	755.00
Other Fees & Licenses	251.00	-
Subtotal from Town Clerk	366,717.81	341,953.03
From Other Local Sources:		
Permits, Fees & Licenses	16,353.04	19,203.59
Sale of Municipal Property	-	-
Purchase Tax Lien	22,207.58	40,066.04
Withdrawal from CRF/ETF	-	150,000.00
Reimbursements & Other	1,416.00	599.00
Subtotal from Other Local Sources:	39,976.62	209,868.63
Revenues From Outside Sources:		
Interest Income	3,649.32	4,333.90
Other Grant/Reimbursement	39,310.97	39,310.96
From State of New Hampshire:		
Highway Block Grant	73,094.48	37,876.33
Room & Meals Tax Shared	67,004.11	55,250.56
Other Shared Revenue	-	-
From Forest Lands:		
State & Forest Payment in Lieu of Taxes	123,699.60	120,732.00
Subtotal from Outside Sources	306,758.48	257,503.75
Total Revenues From All Sources:	3,388,602.67	3,547,830.55
Less Selectmen's Orders	(2,381,192.31)	(2,463,772.15)
Ending Cash Account Balances, Book	\$ 1,007,410.36	\$ 1,084,058.40
Cash Reconciliation to Bank Balances		
Ending Cash Account Balances, Book	\$ 1,007,410.36	
Outstanding Checks	50,408.61	
Deposits-in-Transit	-	
Ending Cash Account Balances, Bank	\$ 1,057,818.97	

Summary of Inventory

December 31, 2022

VALUE OF LAND ONLY:

TOTAL TAXABLE LAND:

Current Use Land:	199,542	
Residential Land:	38,874,600	
Commercial/Industrial Land:	5,653,700	
Tax Exempt & Non Taxable Land:	41,056,100	
Total Taxable Land:		44,727,842

VALUE OF BUILDINGS:

Residential:	69,325,922	
Manufactured Housing:	2,267,800	
Commercial/Industrial:	14,870,100	
Tax Exempt & Non Taxable Building	3,729,678	
Total Taxable Buildings:		86,463,822

PUBLIC UTILITIES: 3,156,401

TOTAL VALUE BEFORE EXEMPTIONS: 134,348,065

ELDERLY EXEMPTIONS: 11,200

NET TAXABLE VALUATION:

Local School Tax:	134,336,865
State School Tax:	131,180,464

Total Gross Tax: 1,463,626

Less Veterans' Credits: 13,169

Net Taxes Assessed: 1,450,457

(amount committed to Tax Collector)

Information taken from the MS-1
Total Gross tax, veteran's credits & net taxes
assessed taken from the end of Tax Collector's Warrant

Schedule of Town Owned Property

As of December 31, 2022

Town Property	Assessment
Town Hall Land	68,200.00
Town Hall building	281,600.00
Chapel	79,900.00
Albany Covered Bridge	385,000.00
Jewell Cemetery	20,800.00
Hammond Cemetery	28,300.00
Moody Cemetery	26,100.00
Passaconaway Cemetery	27,500.00
Smith Cemetery	24,500.00
Town Hall: Furniture & Equipment	32,314.00
Chapel: Furniture & Equipment	6,000.00
Town Forest	841,100.00
Previously deeded properties (10)	124,000.00
Total	1,945,314.00

Solid Waste Disposal Costs 2022

	2022 estimated equalized value	% of Cost	Total Cost	Cost Share
Albany	146,632,163.00	6.58	691,860.00	45,536.00
Conway	1,780,634,712.00	88.32	691,860.00	609,585.00
Eaton	114,397,202.00	5.67	691,860.00	36,739.00
Operating Budget 2022			942,135.00	
Landfill Expansion				
Solid Waste Equipment			0.00	
Building Maintenance			0.00	
Solid Waste Revolving Spent			0.00	
Less Revenue			(250,275.00)	
Total 2022 Cost			691,860.00	

Recreation Costs 2022

	2022 estimated equalized value	% of Cost	Total cost	Cost Share
Albany	146,632,163.00	6.951	586,030.00	40,734.00
Conway	1,962,951,908.00	93.049	586,030.00	545,296.00
Operating Budget 2020			594,010.00	
Community Building			37,467.00	
Total Recreation Expense			631,477.00	
Minus Revenue			(68,181.00)	
Capital Imp. Total			22,734.00	
Total Recreation Expense			586,030.00	

Tax Rate Comparisons

	2009	2010	2011	2012	2013	2014	2015	2016	2017	2018	2019	2020	2021	2022
Municipal	2.16	2.72	3.05	2.07	1.74	1.44	2.99	1.58	2.50	2.56	3.18	2.20	2.21	2.44
Local School	5.60	4.76	4.15	5.36	6.60	7.78	5.18	7.33	10.81	9.04	7.80	7.06	7.46	6.21
State School	2.12	2.34	2.50	2.49	2.46	2.47	2.22	2.24	2.25	2.16	1.86	1.71	1.70	1.20
County	0.99	1.07	1.06	1.05	1.11	1.08	1.36	1.35	1.36	1.09	1.13	1.08	1.03	1.05
Total	10.87	10.89	10.76	10.97	11.91	12.77	11.75	12.50	16.92	14.85	13.97	12.05	12.40	10.90
Conway Village Fire District	1.80	1.99	3.40	3.61	3.09	2.82	3.31	3.87	2.08	0.75	1.84	1.48	1.70	1.97

Town Clerk/Tax Collector's Report 2022

This year continues to be a learning experience for Katelyn and myself as we have attended many training sessions such as motor vehicles, tax collecting as well as online trainings. Trainings is something we will continue as laws and regulations are always changing. The trainings included updates that were presented by different branches of the State, for example Secretary of State's office, Vital Records Department and ElectionNet.

ElectionNet was one of the most helpful trainings that we attended this year as we faced our very first Primary Election, and just a few month later we had a General Election. Without that training we wouldn't have been able to be prepared for all that came with both of those elections, which included absentee ballots, voter registration and UOCAVA ballots to name a few.

Tax year 2022 was the first year the town experienced twice a year billing. The first bills were due July 5th and the second round of bills were due December 13th. We did have some push back from our residents on the new billing process, but all and all seemed to go smoothly.

Motor vehicle renewal letters continue to be mailed out monthly. Remember when registering your vehicle please make sure that you bring your old registration with you and any other documents required to complete the transaction, including your driver's license.

Please don't forget, dog licenses expire on April 30th. Bring in or scan your copy of your pet's rabies certificate to get a new license. The fees will stay the same: a dog not neutered \$9.00; a neutered dog \$6.50; for senior citizens aged 65 and over the first dog's fee is \$2.00 than the normal fee will apply to any additional dogs.

The Town Clerks/Tax Collector's office will be closed on the following dates:

- Monday, May 29th, Memorial Day
- Tuesday, July 4th, Fourth of July
- Monday, September 4th, Labor Day
- Monday, October 9th, Columbus Day
- Thursday, November 23rd, Thanksgiving
- Monday, December 25th, Christmas
- Monday, January 15th, Martin Luther King Day/Civil Rights Day
- Monday, February 19th, President's Day

Any unforeseen closings will be posted on Albany's website at albanynh.org or call 447-2877.

Regards,
Sandie Vizard
Town Clerk/Tax Collector
townclerk@albanynh.org

2022 TOWN CLERKS REPORT

	2022	2021	2020
Motor Vehicle Permits	\$ 323,762.98	\$ 340,479.83	\$ 321,192.83
Dog Licenses	\$ 411.00	\$ 235.50	\$ 266.00
Vital Records	\$ 245.00		\$ 30.00
Marriage Licenses	\$ 100.00		\$ 165.00
JP/Notary Fees			
UCC Fees	\$ 935.00		\$ 75.00
Voter Checklist			\$ 275.00
	\$ 325,453.98	\$ 340,715.33	\$ 322,003.83

Records Processed

	2022	2021	2020
Motor Vehicle Permits	1510	1744	309
Dog Licenses	261	42	52
Marriage Licenses	2	0	5
Vital Records	19	0	17

Tax Collector's Report 2022

DEBITS

Uncollected Taxes at the beginning of the year

	2022	2021	2020	2019
Property Taxes			\$0.00	\$188,731.67
Land Use Change Taxes			\$0.00	\$0.00
Timber Yield Taxes			\$12,552.27	\$0.00
Excavation Tax			\$115.00	\$0.00
This Year's New Credits	-\$80.00	-\$201.95	\$0.00	\$0.00

Taxes Committed This Fiscal Year

Property Taxes	\$1,450,457.00	\$1,618,959.00	\$1,548,208.00	\$1,596,783.00
Land Use Change Taxes	\$3,750.00			
Timber Yield Taxes		\$9,816.41		
Excavation Taxes				

Overpayment Refunds

Credits Refunded	\$5,108.00	\$638.44	\$23.61	\$8,137.40
Interest-Late Taxes	\$1,227.47	\$549.72		\$132.83
TOTAL DEBITS	\$1,460,462.47	\$1,629,761.62	\$1,560,898.88	\$1,793,784.90

CREDITS

Remitted to Treasurer

Property Taxes	\$1,380,387.87	\$1,404,620.97	\$0.00	\$1,413,278.73
Land Use Change Taxes	\$3,750.00			
Timber Yield Taxes		\$4,239.09	\$10,579.39	
Interest & Penalties	\$1,227.47	\$549.72	\$141.19	\$132.83
Excavation Taxes				
Converted to Liens (Principal Only)	\$1,351.00			

Abatements Made

Property Taxes	\$275.00			\$2,920.00
Land Use Change Taxes				
Timber Yield Taxes		\$5,577.32	\$1,972.97	
Excavation Taxes				

Uncollected Taxes--End of Year

Property Taxes	\$74,771.85	\$214,854.52	\$140,677.27	\$188,721.67
Land Use Change Taxes				
Timber Yield Taxes				
Excavation Taxes			\$115.00	
Property Tax Credit Balance	-\$1,300.72	-\$80.00		
TOTAL CREDITS	\$1,460,462.47	\$1,629,761.62	\$153,485.82	\$1,605,053.23

Tax Collector's Report 2022

	2022	2021	2020	2019
DEBITS (summary)				
Unredeemed & Executed Liens				
Unredeemed Liens Beginning of FY				\$0.00
Liens Executed During FY				\$55,720.34
Interest & Costs Collected				\$1,892.59
TOTAL LIEN DEBITS	\$0.00			\$57,612.93
 CREDITS (summary)				
Remitted to Treasurer				
Redemptions				\$28,546.86
Interest & Costs Collected				\$1,892.59
Abatements of Unredeemed Liens				\$0.00
Liens Deeded to Municipality				\$1,628.65
Unredeemed Liens End of FY		\$34,564.17		\$0.00
TOTAL LIEN CREDITS	\$0.00	\$34,564.17		\$57,612.93

DEPARTMENT OF STATE
DIVISION OF VITAL RECORDS ADMINISTRATION



RESIDENT DEATH REPORT

01/01/2022 - 12/31/2022

--ALBANY, NH --

Decedent's Name	Death Date	Death Place	Father's/Parent's Name	Mother's/Parent's Name Prior to First Marriage/Civil Union	Military
BERG, DORIS RUTH	01/18/2022	NORTH CONWAY	MCGAFFIN, HUBERT	UNKNOWN, MURIEL	N
MORTON, MICHAEL STEPHEN	04/11/2022	MANCHESTER	MORTON, PARKER	LUCY, MILDRED	N
NEWTON, JOHN JOSEPH	05/08/2022	NORTH CONWAY	NEWTON, CHARLES	MCINERNEY, LILLIAN	Y
KUKURUZA, WAYNE RICHARD	07/15/2022	NORTH CONWAY	KUKURUZA, MICHAEL	ARSENAULT, MARIE	Y
FLASCHNER, JOHN JOSEPH	07/16/2022	ALBANY	FLASCHNER, LEO	BRADY, KAREN	N
SARGENT, KEVIN LAWRENCE	08/21/2022	NORTH CONWAY	SARGENT, ALFRED	LIBBY, DIANE	N
BUZZELL, ASHLEY JAYNE	08/27/2022	ALBANY	BUZZELL SR, WAYNE	THOMPSON, JANICE	N
HEATH, EDNA AVERY	10/24/2022	NORTH CONWAY	AVERY, WILLIAM	SIMPSON, EDNA	N

Total number of records 8

2/7/2023

DEPARTMENT OF STATE
DIVISION OF VITAL RECORDS ADMINISTRATION

Page 1 of 1

RESIDENT MARRIAGE REPORT

01/01/2022 - 12/31/2022

-- ALBANY --

Person A's Name and Residence	Person B's Name and Residence	Town of Issuance	Place of Marriage	Date of Marriage
KELLEY, PAUL ALBANY, NH	KENNEDY, DEBORAH L ALBANY, NH	CONWAY	ALBANY	02/14/2022
DUSO, SHARON A ALBANY, NH	LAMMEY, RICHARD A ALBANY, NH	ALBANY	LACONIA	08/20/2022

Total number of records 2

Trustee of the Trust Funds Report 2022

As of December 31, 2022

<u>Trust Fund Account</u>	<u>Balance at 1/1/2022</u>	<u>Deposits</u>	<u>Withdrawals</u>	<u>Interest</u>	<u>Balance at 12/31/2022</u>
Highway Expendable Trust	\$190,762.91	\$60,000.00		\$571.97	\$251,334.88
Revaluation Trust Fund	\$8,233.05	\$3,500.00		\$11.31	\$11,744.36
Special Education	\$126,370.96			\$363.86	\$126,734.82
Cemetery Fund	\$23,076.81	\$550.00		\$54.64	\$23,681.45
Drake Hill Rd. Bridge Exp.	\$84,365.73	\$5,000.00		\$238.61	\$89,604.34
Chapel Capital Reserve	\$17,500.26	\$1,000.00		\$1.74	\$18,502.00
Town Hall Capital Reserve	\$8,000.19	\$6,000.00		\$0.86	\$14,001.05
Emergency Management Exp.	\$2,100.00	\$1,000.00		\$0.03	\$3,100.03
Total	\$460,409.91	\$77,050.00	\$0.00	\$1,243.02	\$538,702.93



Town of Albany, NH
Planning Board Annual Letter
January 10, 2022

In the year 2022 the Albany Planning Board continued service as Covid restrictions loosened, and the flow of town business returned. We are grateful for the many years of service that our Vice Chair Peter Carboni has given to the Town of Albany Planning Board, and wish him well with future endeavors. We also welcome Morris West as our new Vice Chair.

The Planning Board meetings are at 6:30pm on the 2nd Monday of each month.

2021 Albany Planning Board summary:

CIP review and vote for Town Meeting

A handful of Preliminary Consultations, Site Plan Reviews, Boundary Line Adjustments, and Voluntary Mergers have occupied much of the Planning Boards attention through our 2022 meetings.

The Planning Board is thankful for our members past and present that continue to offer their attention and efforts to serve our town. We welcome community members to participate with and/or join the Planning Board in 2022.

Members:

Sean Wadsworth - Chair, Secretary

Morris West - Vice Chair

Kathy Golding - Select Board Rep

Curtis Coleman

Bryan Bailey

Respectfully submitted,

Sean Wadsworth - Chair, Secretary

ALBANY NH - SCHEDULE OF CAPITAL IMPROVEMENT PROJECTS AND ANNUAL CONTRIBUTIONS TO RESERVE ACCOUNTS 2023

DESCRIPTION OF PROJECT OR EQUIPMENT by Department	Gross Capital Cost	Available Revenues (CR, Grants)	Source Other Funds	Balance from Local Funds	Current Balances 9/26/2022	2023	2024	2025	2026	2027	2028	Total for 7 - Year Period
GENERAL GOVERNMENT & BUILDINGS												
Chapel Capital Reserve Fund (4)	\$ 50,000.00		Taxation	\$ 50,000.00	\$ 18,501.42	\$ 1,000.00	\$ 1,000.00	\$ 1,000.00	\$ 1,000.00	\$ 1,000.00	\$ 1,000.00	\$ 24,501.42
Town Hall Property Capital Reserve Fund (8)	\$ 30,000.00		Taxation	\$ 30,000.00	\$ 14,000.72	\$ 6,000.00	\$ 6,000.00	\$ 6,000.00	\$ 6,000.00	\$ 6,000.00	\$ 6,000.00	\$ 45,000.72
PUBLIC SAFETY												
Emergency Management Expendable Capital Reserve Fund (9)	\$ 6,100.00		Taxation	\$ 6,100.00	\$ 3,100.00	\$ 1,000.00	\$ 1,000.00	\$ 1,000.00	\$ 1,000.00	\$ 1,000.00	\$ 1,000.00	\$ 9,100.00
HIGHWAY DEPARTMENT												
Highway Expendable Trust Fund (1)(5)(6)(7)	\$ 1,300,000.00	\$ -	Capital Reserve	\$ 260,000.00	\$ 251,174.29	\$ 60,000.00	\$ 60,000.00	\$ 60,000.00	\$ 60,000.00	\$ 60,000.00	\$ 60,000.00	\$ 611,174.29
Drake Hill Road Bridge Expendable Capital Reserve Fund (2)	\$ 754,000.00	\$ 603,200.00	80/20 State Match	\$ 150,800.00	\$ 89,533.65	\$ 8,000.00	\$ 8,000.00	\$ 8,000.00	\$ 8,000.00	\$ 8,000.00	\$ 8,000.00	\$ 137,533.65
CEMETERIES												
Cemetery Expendable Trust Fund (3)	\$ 25,000.00	\$ -	Taxation	\$ 25,000.00	\$ 23,117.14	\$ 1,000.00	\$ 1,000.00	\$ 1,000.00	\$ 1,000.00	\$ 1,000.00	\$ 1,000.00	\$ 29,117.14
OTHER												
Revaluation Trust Fund (10)	\$ 20,000.00		Taxation	\$ 20,000.00	\$ 11,740.73	\$ 3,500.00	\$ 3,500.00	\$ 3,500.00	\$ 3,500.00	\$ 3,500.00	\$ 3,500.00	\$ 32,740.73
TOTALS	\$ 2,185,000.00	\$ 603,200.00		\$ 541,900.00	\$ 411,167.95	\$ 80,500.00	\$ 80,500.00	\$ 80,500.00	\$ 80,500.00	\$ 80,500.00	\$ 80,500.00	\$ 889,167.95

(1) For future spot repair/paving of Bald Hill Rd and Passaconaway Rd
(2) For 20% Town match to NH DOT State Bridge Grant 80%
(3) For Cemetery upgrades and repairs
(4) For possible future Chapel needed maintenance and/or restoration
(5) FLAP Grant Program - Passaconaway Road - 80% Federal / 20% Local
(6) Other spot repairing of Albany Roads that may surface.
(7) Cash Flow funds for FLAP Grant project and Red List Bridge grant funding
(8) Funding for capital improvements maintenance for building, parking lot and property.
(9) Funding for equipping Town Emergency Shelter with basic supplies, and operation of emergency shelter
(10) Funding for upcoming revaluation in 2025 for statistical update

2022 Albany Assessing Report

The Albany real estate market continues to be extremely strong. With the increase in overall property values, the town's assessment ratio continues to drop further below 100%. Our statistical ratio studies still show good proportionality and equity in the assessing system between individual properties and amongst different classes of property. We thank property owners for their understanding and accommodation as property visits and inspections are still necessary to maintain quality physical data in our assessing system and ultimately ensure fairness and equity for all taxpayers.

We continue to remind everyone that property taxes are a direct result of what is approved at town meeting each year. Annual variations in the town, county, and school budgets are the main causes of change to most property's individual tax bill. When there are changes in the amount to be raised by taxes, the difference is always made up on the second tax bill of the year. For the vast majority of properties, the first tax bill issued in the spring is simply half of the total tax bill from the previous year.

The town plans to continue our data verification program for 2023. Along with sale properties and those with identified changes from building permits, subdivisions, demolitions, etc., a number of properties are systematically reviewed each year. This helps maintain the quality and accuracy of the physical property data in our assessing system. The reinspection program includes measuring and listing each property and an interior inspection, if possible. The town's contracted appraisers carry identification and their vehicles are on file with the town office and the police department.

Thank you for your cooperation as we work to maintain property tax equity for all taxpayers. Please contact the town office with any assessing questions.



Lora Johnson Pierce Scholarship Fund

January 1, 2022 to December 31, 2022

Savings Account Balance 1/1/22		\$4,682.67
Income:		
Interest		\$0.94
Donations		\$0.00
Total Income		\$0.94
Expenses:		
Scholarships Paid		\$0.00
Bank fee-money order		\$0.00
Total Expense		\$0.00
Savings Account Balance 12/31/22		\$4,683.61
Certificate of Deposit		
	2205154	\$23,996.14
	2434453	\$1,267.57

Albany Civic Group

January 1, 2022 to December 31, 2022

Income:		
Interest		\$0.16
Total Income		\$0.16
Expenses:		
		\$0.00
		\$0.00
Total Expense		\$0.00
Beginning Bank & Cash Balance		\$1,625.03
Income		\$0.16
Expenses		\$0.00
End Balance		\$1,625.19

2022 Cemetery Trustees Report

In the past several years The Albany Cemetery Committee has been understaffed due to the lack of volunteers, just recently Kathleen Flaschner has been sworn in and we thank Kathleen for stepping forward also (Mona Ford's Brother has volunteered to become a member still waiting to be sworn in). Currently, the Cemeteries are in need of maintenance, such as head stone repair, boundary line identification, larger scale vegetation management and mapping/record keeping. The latter is a major concern for this committee. All records are hand written on index cards and maintained In a wood box , there are no electronic records kept.

The Committee would like to see this change in such a manner that Cemetery maps are electronic and electronic records are kept of the grave sites. The process will take some time. The committee recommends monies (3000.00) be set aside to facilitate this upgrade of record keeping, the monies will be used for compensation for (the start of) this upgrade. Many of the cemetery plot layouts are also in need of identification.

In the last 15 years or so the Albany Cemeteries have been maintained by Randy Leach Company. The mowing and general cleanup has been performed with little to no increase in compensation. This bare bones budgeting has not allowed for progressive maintenance such as removal of larger saplings and forest encroachment into each grave site field. So the committee is requesting an increase in the budget to help bring the cemeteries back to a manageable maintenance program.

Respectfully,
Cemetery Trustees
Joe Ferris
Kathleen Flaschner

Conservation Commission Report 2022

The Albany Conservation Commission has completed another year with monthly meetings all being held publicly following the easing of Covid-19 restrictions and the formerly remote meetings held in 2021.

Farming contracts continue with two farms using the fields in the Town Forest, Davis Natural Products (formerly Littlefield Farm) and the Grandview Farm. Both farms grow a wide variety of organic vegetables from spring through late fall during the growing season. The Upper Saco Land Trust continues to support the Town in monitoring and developing the farming plans. Farmers continue to assist with field mowing in order to control brush as part of their land use obligations under their contracts.

Trail maintenance work on the existing 5 miles of trails around the forest was accomplished this summer by Conservation Commission members along with assistance by local NEMBA volunteers. Repair of a boundary corner marker damaged by winter plowing along the Kancamagus highway was done by a Conservation Commission member with assistance and donation by HEB Engineers. In addition, 2 days of volunteer time was provided by Conservation Commission members to clear trees along the boundary of Route 16 by the Kennett Middle School in order to maintain the view of Mount Washington and the valley looking north. Several members have been participating in periodic Zoom meetings to help update the Albany Hazard Mitigation Plan as well.

Repair and re-grading of the Crossover Trailhead parking area on the Kancamagus Highway was completed in November to fix potholes and the parking lot entrance. The parking area is now well defined and has an improved appearance.

Public use of the Town Forest trails has continued to grow. The Town Forest trail network can be found on the website [Trailfinder.com](https://www.trailfinder.com)

The Upper Saco Valley Land Trust continues to monitor the Town Forest property and makes regular inspections of the Town Forest to make insure that we are meeting our obligations under the easement agreement.

Kevin Tilton stepped down as the Chairman in December after serving for several years in that position. Cathy Ryan will step up to replace him. Thank you to all the commission members for your time and dedication.

The Town Forest is open to all visitors for non-motorized day use. No camping or fires are permitted in the Town Forest. The Conservation Commission welcomes both ideas for the Town Forest and volunteers for trail work. Our meetings are held the first Tuesday of the month at 6:30 in the Town Hall.

Albany Conservation Commission

Kevin Tilton Chair (stepped down in December 2022)

Sean Wadsworth, Planning Board Representative

Cort Hansen, Secretary

Mike Steward

Cathy Ryan, Alternate (new Chair January 2023)

Albany Conservation Fund

January 1, 2022 to December 31, 2022

Income:	Interest	\$0.00
Total Income		\$0.00
Expenses:		\$0.00
		\$0.00
Total Expense		\$0.00
Beginning Bank Balance		\$9,398.72
	Income	\$0.00
	Expenses	\$0.00
End Balance		\$9,398.72

HUMAN SERVICE AGENCIES		
Name of Human Services Agency	2022 Served in Albany	2021 Served in Albany
Children Unlimited, Inc	2 families	4 families
Tri-County Community Action Program	<i>(see svc below)</i>	<i>(see svc below)</i>
Housing Stability/Relief	3 clients	3 clients
Fuel Assistance	31 hseholds	31 households
Electric Assistance	39 hseholds	39 households
Tri County Transit	2 clients 18 trips	2 clients, 18 trips
Gibson Center for Sr. Services	14 individuals	11 individuals
Starting Point	9 individuals	6 individuals
White Mountain Community Health Ctr,	<i>not provided*</i>	<i>not provided*</i>
Conway Area Human Society	10	1
<i>*they base their request on 90 families</i>		
<i>but do not provided actual count in</i>		
<i>following year</i>		

Conway Fire Department Report to the Town of Albany

The Conway Fire Department responded to 168 emergencies in the Town of Albany during 2022. These break down as follows.

Building Fires/ Fires in Buildings	2	Motor Vehicle Accidents	27
Brush/ Grass/ Forest Fires	4	Emergency Medical Services	92
Illegal Burns	1	Wilderness Rescue	1
Vehicle Fires	2	Hazardous Materials Releases	1
Fire Alarm Activation (No Fire)	14	Swift Water Rescue	2
Other Fire Calls	6	Weather Related Calls	16

There were several challenging incidents in Albany in 2022.

You are all aware of the motor vehicle accident on Rte 16 in which a child lost his life. We used our mass casualty plan to manage the accident as we had six total patients with several being seriously injured as well as the fatality.

We also had a challenging wildland fire in 2022. It wasn't that large, but it was hard to get to and in rugged terrain. Day one was spent locating the fire and coming up with an access plan. Day two we brought in mutual aid and extinguished the fire. Day three we only needed to patrol it and take care of hot spots. No injuries, no harm done from the fire.

We at the fire department appreciate all the help we got from the community for these and other more routine incidents. Community members brought food and water to the crews. Property owners allowed us to use their private property to access the fire. Things like that make our jobs so much easier.

We only had two river rescues in Albany in 2022. One of these was notable as we provided Paramedic level care to the patient while she was still in the river before conducting the rescue operation to bring her across the current and back to shore.

Albany remains 12% of our total call volume and contributed a little less than 10% of our operating budget. We are asking for an increase in the Albany contribution going forward, but we are doing our best to be fair to Albany residents as well as Conway Village.

Thank you again for your continued support.

Stephen Solomon, Chief
Conway Fire Department

2022 Annual Report: Conway Public Library Board of Trustees

The Conway Public Library Board of Trustees is happy to report that the library provided a high level of service to the community in 2022. Our 122nd year of service has been characterized by building community connections, closing the digital divide, lots of fun and informative programming, plenty of reading, and local history research.

The year has not been without challenges. In the early morning hours of April 1, 2022, a drunk driver crashed into the façade of our beloved building, resulting in the death of passenger Brooke Barron. The truck clipped the building and destroyed three of the four pillars on the western side of the historic entryway.

The process of repairing the building began immediately with Library Director David Smolen working with the Board of Trustees to develop a process for the restoration of the façade. A five-member building committee was established, whose members were Earl Sires, Rob Adair, Gary MacDonald, CPL Board Chair Julie Laracy, and David Smolen.

On the recommendation of the Building Committee, the Library Trustees hired Barba+Wheelock of Portland, Maine to produce a condition assessment report of the façade. That report then informed the RFP for the repair of the façade. On October 18th the Trustees entered into an agreement with Barba+Wheelock for construction drawing, procurement, and construction administration services. The goal is to have the repair work begin in the spring of 2023.

Working with the Friends of the Conway Public Library, the Trustees have made significant progress on developing a plan to renovate the library park. Working with Oak Pointe Associates of Biddeford, Maine, the library has developed drawings for the redesign of the park. The goal of the park renovation is to improve the space in a manner that will augment the library's ability to carry out its mission. Further discussion will continue in 2023 and we look forward to beginning the fundraising process for this vital community project.

The library was the beneficiary of a very generous donation by the Palestrant family in support of library capital improvements and STEM programming. This gift resulted in new carpeting and paint for the Children's Room as well as two STEM camps for February and April break in 2023 in coordination with the White Mountain Science Institute. We thank the Palestrant family for their thoughtful gift that will be enjoyed by the children of Conway.

With a \$15,000 grant secured in 2021, the library began and completed work on developing the Redstone Quarry Interpretive Trail. This series of informational signs will tell the story of the Redstone Quarry. We look forward to installing the signs this spring with the help of our partners at the Conservation Commission and the Town of Conway Public Works Department.

We are fortunate to have such a wonderful staff who provide a high level of service to the community on a daily basis. We thank Glynis, Bob, David, Tessa, Kate, Jeff, Annie, Sherri, and Jen for their dedicated service. We would also like to thank our volunteers and the Friends of the Conway Public Library for their ongoing support.

We look forward to our 123rd year of service to the community and thank the voters for their consistent support of the library.

Respectfully Submitted, Conway Public Library Board of Trustees

Julie Laracy, Chair

James Cousins, Vice Chair

Jason Cicero, Treasurer

Kathy Bennett, Secretary

Ashley Danforth

Ellin Leonard

Andrea Libby



OFFICE OF THE SHERIFF
COUNTY OF CARROLL
 95 Water Village Road
 P.O. Box 190
 Ossipee, NH 03864



DOMENIC M. RICHARDI
 HIGH SHERIFF

Fax: (603)539-7506

(603)539-2284
 (800)552-8960

January 31, 2023

To: The Town of Albany Board of Selectpersons
 Ref: 2022 - Carroll County Sheriff's Office Report for the Town of Albany

This is the twelfth year of providing the Town of Albany with directed patrols. I feel that it continues to be a significant deterrent for criminal activity within the Town of Albany. It also provides some feeling of security for the visitors and residents of Albany. While providing directed patrols and responding to calls within the Town of Albany here are some of the statistics for 2022 handled by the Sheriff's Office;

- | | |
|-------------------------------------|-----------------------|
| Accidents – 26 | Criminal Arrests – 23 |
| Alcohol Involved- 8 | Drugs Involved – 10 |
| Alarms – 34 | Parking Tickets – 82 |
| Citations 86 (summonses & warnings) | Thefts – 14 |

Although the statistics do not provide a detailed picture of all crimes, occurring within the Town of Albany it does give some insight to what is happening in the area. The commitment of the Citizens of Albany on reporting suspicious activities in town, and committing to the continued effort to have the Carroll County Sheriff's Office to conduct dedicated patrols within their town, have proven that anyone who violates the State laws and Town Ordinances will be held accountable.

The town did experience some tragic motor vehicle accidents on the White Mountain highway corridor within the towns of Albany and Madison. The town did come together with other agencies to begin a plan to make portions of this corridor safer for travel. The Albany Board of Selectmen approved that the Sheriff's Office will conduct more time monitoring traffic and stopping violators in these areas to try to curb the increase of speeding that has taken place in the last couple of years.

The Town of Albany again had a large influx of persons trying to hike and use the river access beyond what the normal use would be. For the second year, there was a large number of violations and citations issued in the Town of Albany. We will continue to monitor closely these areas in 2023 to deter people from any continued violations of parking, illegal camping & campfires, alcohol consumption, and destruction of property.

As always, it is an honor and pleasure working with you the Citizens of Albany and your Administration. I thank you for your support of the Carroll County Sheriff's Office and I look forward to continuing the working relationship with the Town of Albany. It is with your help that we can make a difference please continue to be vigilant to your surroundings and if "You See Something Suspicious, Say Something". Please stay safe and healthy.

Respectfully Submitted,
 Domenic M. Richardi
 Carroll County Sheriff

Mt. Washington Valley Economic Council
2022 Annual Report
for the
Town of Albany, NH

The second entrance to the Tech Village was alive with activity this year as **Avesta Housing** erected its first of four 40-unit buildings that includes much needed "affordable housing." Avesta Housing signed a Purchase and Sales Agreement for 37 acres of which 19 have been purchased to date. Their purchase in the Tech Village makes them a significant partner in providing desirable housing to support economic growth and development.

In spite of COVID restrictions, the Council hosted two **Eggs and Issues Programs** via Facebook live to advance technology education and business skills training. In addition, two **National candidate debates** were held and televised by the Council and ably conducted by the experienced valley Moderator George Epstein. These events gained national media attention to the valley as the first public debates between the candidates for Federal office.

Currently, 34 active loans from the **Revolving Loan Fund** have placed some \$800,000 at work in the valley to expand or enhance local businesses. Through its 32-years of providing funding for start-ups or businesses at a critical point of growth, the fund has made loans of over \$6.8 million.

The **Council staff** continue counseling to recent college graduates and businesses that are seeking guidance to develop and/or expand in the area. There is great pride in the accomplishments in this area as the Council advances its role as the "go to" source for business relationships, networks, and advice.

The **MWVEC receives funding** through area towns like Albany and through memberships, grants, loan fund interest income and corporate sponsorships. It is a privilege to assist in these important economic development activities.

Board of Directors
Mt. Washington Valley Economic Council



North Country Council Regional Planning Commission and Economic Development District is one of nine regional planning commissions in New Hampshire established by RSA 36:46. The Commission's region consists of serving 50 communities and 25 unincorporated places in the northern third of New Hampshire. The Council serves in an advisory role to local governments in order to promote coordinated planning, orderly growth, efficient land use, transportation access, and environmental protection. The Council's professional staff provides transportation, land use, economic development, community, and environmental planning services; geographic information services (GIS); data collection and analysis; grant writing; grant administration; facilitation; and project management.

In 2022 North Country Council undertook the following activities in the region:

Coordinated the regional Transportation Advisory Committee (TAC) and held five (5) meetings to discuss regional transportation issues and identify priority projects for funding opportunities.

Represented the region's transportation needs in the Ten-Year Plan process, including managing the project solicitation process, providing technical assistance to applicants, scoring and prioritizing projects, and promoting public input opportunities to the region's communities.

Secured an on-call engineering firm to support submitting projects for the Ten-Year Plan process and for other regional projects needing conceptual design.

Continued efforts to update the Regional Transportation Plan, which identifies the important transportation corridors in the region and presents the needs, opportunities, and recommendations to improve the region's system.

Supported the work of two (2) Regional Coordinating Councils (Carroll County and Grafton-Coos) to promote the coordination of transportation services for the region's residents and institutions, including facilitating fourteen (14) meetings, updated bylaws, assisted with the submittal of applications to the CDC COVID Disparity grant program, and worked closely with the new regional mobility managers to improve coordination and services.

Supported the work of the North Country Scenic Byways Council (NCSBC) to steward and promote the region's scenic and cultural byways, including facilitation NCSBC meetings and submitted an application for Federal funding of a regional byways project.

Participated in statewide efforts such as the Statewide Bicycle and Pedestrian Plan, Alternative Transportation Planning, and the Complete Streets Advisory Committee and provided input about major statewide processes that benefit our regional communities.

Conducted over 150 traffic counts throughout the region for the New Hampshire DOT and local communities through the regional Transportation Data Collection Program.

Worked to develop the Surface Management System (RSMS) data collection and forecasting program to inventory the condition of local roadways and forecast infrastructure budgeting needs for municipalities over the medium and long term.

Community Profile Map Viewer was created to explore the region through demographic data. Each community profile provides information on population, housing, income, workforce, transportation, and more for every municipality in the region.

Coordinated six (6) North Country Comprehensive Economic Development Strategy Committee meetings (CEDS) for the Economic Development District. The meetings focused on connecting resources in the region, learning about innovative strategies for improved economic prosperity, and sharing regional information. The Committee reviewed and placed 3 projects on the CEDS Project Priority List.

Completed the North Country Rising Plan and Business Resource Roadmap with feedback from businesses and employers throughout the region, which provides goals, strategies, and solutions for a collaborative approach to economic and community resilience.

Facilitated collaborative sessions with the food and agriculture industry in an effort to host the first North Country Food and Agriculture Summit, bringing together industry leaders from around the region to discuss food equity, access, training for the next generation of farmers, and the opportunity to develop a North Country Food Council.

Continued to implement the Regional Brownfields Program through funding from the United States Environmental Protection Agency (EPA).

Continued to assist the Northern Border Regional Commission (NBRC) & State of NH Bureau of Economic Affairs (BEA) in providing development assistance to potential and awarded grantees. In 2022 the Council provided pre-project development coaching to over 45 NBRC grantees and potential grantees.

Provided mapping and data services to communities throughout the region in support of project development and funding opportunities.

Responded to multiple requests for reviews of Development of Regional Impact, prepared comments corresponded with state and local officials.

Provided technical support to communities relating to municipal land use regulations, best practices, planning opportunities, and changes to state land use statutes.

Supported four (4) small working groups of employers and housing professionals in identifying and exploring opportunities for employer-assisted housing solutions in the region.

Partnered with NH Office of Planning and Development and all NH Regional Planning Commissions to complete simultaneous Regional Housing Needs Assessments, which document current conditions and forecast housing needs across communities and the region over the coming 20 years.

Continued to assist Coos County with the Coos County Broadband Committee, as well as providing technical support to the Carroll County Broadband Committee

Collaborated with other Regional Planning Commissions through the NH Association of Regional Planning Commissions and Director meetings in Concord.

Supported efforts and attended the NH Planners Conference and NH Municipal Association Conference.

Bulk ordered and distributed New Hampshire Planning and Land Use Regulation books to local land use boards (estimated savings of \$75.00 per book).

Albany, NH



Community Contact

Town of Albany
Kelley Collins, Town Administrator
 1972-A NH Route 16
 Albany, NH 03818

Telephone
 Fax
 E-mail
 Web Site

(603) 447-6038
(603) 452-5633
contact@albanynh.org
www.albanynh.org

Municipal Office Hours

Selectmen: Monday, Tuesday, 8:30 am - 4:30 pm, Wednesday, 10 am - 4:30 pm; Town Clerk, Tax Collector: by appointment only

County
 Labor Market Area
 Tourism Region
 Planning Commission
 Regional Development

Carroll
Conway, NH-ME LMA, NH part
White Mountains
North Country Council
Mount Washington Valley Economic Council

Election Districts

US Congress
 Executive Council
 State Senate
 State Representative

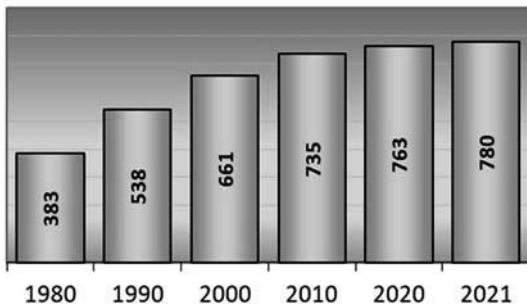
District 2
District 1
District 3
Carroll County District 2

Incorporated: 1766

Origin: One of the grants made to soldiers who fought the French at Louisbourg, Nova Scotia, in 1745, this town was first chartered in 1766 as Burton, to honor General Jonathan Burton of Wilton. In 1833, the town was incorporated and renamed Albany, probably in recognition of the charter of the New York City to Albany New York railroad in that same year. Mount Chocorua, Mount Paugus and the southeastern corner of the White Mountain National Forest are within Albany's borders. Also located in Albany is the Albany Bridge, a 120-foot covered bridge spanning the Swift River, built in 1858.

Villages and Place Names: Ferncroft, Passaconaway, Paugus Mill

Population, Year of the First Census Taken: 170 residents in 1790



Population Trends:

Population change for Albany totaled 397 over 41 years, from 383 in 1980 to 780 in 2021. The largest decennial percent change was a 41 percent increase between 1980 and 1990. The 2021 Census estimate for Albany was 780 residents, which ranked 203rd among New Hampshire's incorporated cities and towns.



Population Density and Land Area, 2021 (US Census Bureau): 10.3 persons per square mile of land area. Albany contains 75.4 square miles of land area and 0.4 square miles of inland water area.

Economic & Labor Market Information Bureau, NH Employment Security, October 2022. Community Response Received **5/09/2022**

All information regarding the communities is from sources deemed reliable and is submitted subject to errors, omissions, modifications, and withdrawals without notice. No warranty or representation is made as to the accuracy of the information contained herein. Specific questions regarding individual cities and towns should be directed to the community contact.

MUNICIPAL SERVICES	
Type of Government	Selectmen
Budget: Municipal Appropriations, 2021	\$751,483
Budget: School Appropriations, 2021-2022	\$1,712,823
Zoning Ordinance	1982/20
Master Plan	2014
Capital Improvement Plan	Yes
Industrial Plans Reviewed By	Planning Board

Boards and Commissions
 Elected: **Selectmen**
 Appointed: **Planning; Zoning; Conservation**

Public Library **No Library**

EMERGENCY SERVICES	
Police Department	Subcontracted out
Fire Department	Subcontracted out
Emergency Medical Service	Subcontracted out
Nearest Hospital(s)	Distance Staffed Beds
Memorial Hospital, North Conway	11 miles 25

UTILITIES	
Electric Supplier	Eversource Energy
Natural Gas Supplier	None
Water Supplier	Private wells
Sanitation	Private septic
Municipal Wastewater Treatment Plant	Subcontracted out
Solid Waste Disposal	
Curbside Trash Pickup	Private
Pay-As-You-Throw Program	No
Recycling Program	Mandatory
Telephone Company	Charter/Spectrum
Cellular Telephone Access	Yes
Cable Television Access	Yes
Public Access Television Station	Yes
High Speed Internet Service: Business	Yes
Residential	Yes

PROPERTY TAXES (NH Dept. of Revenue Administration)	
2021 Total Tax Rate (per \$1000 of value)	\$12.40
2021 Equalization Ratio	79.2
2021 Full Value Tax Rate (per \$1000 of value)	\$ 9.66
2021 Percent of Local Assessed Valuation by Property Type	
Residential Land and Buildings	82.6%
Commercial Land and Buildings	14.6%
Public Utilities, Current Use, and Other	2.9%

HOUSING (ACS 2016-2020)	
Total Housing Units	533
Single-Family Units, Detached or Attached	452
Units in Multiple-Family Structures:	
Two to Four Units in Structure	17
Five or More Units in Structure	2
Mobile Homes and Other Housing Units	62

POPULATION (1-YEAR ESTIMATES/DECENNIAL)		<i>(US Census Bureau)</i>	
Total Population	Community	County	
2021	780	51,500	
2020	763	50,212	
2010	735	47,818	
2000	661	43,918	
1990	538	35,526	
1980	383	27,929	

DEMOGRAPHICS AMERICAN COMMUNITY SURVEY (ACS) 2016-2020			
Population by Gender			
Male	321	Female	379
Population by Age Group			
Under age 5			9
Age 5 to 19			106
Age 20 to 34			73
Age 35 to 54			182
Age 55 to 64			202
Age 65 and over			128
Median Age			53.3 years
Educational Attainment, population 25 years and over			
High school graduate or higher			98.0%
Bachelor's degree or higher			47.7%

INCOME, INFLATION ADJUSTED \$		<i>(ACS 2016-2020)</i>	
Per capita income			\$32,429
Median family income			\$80,750
Median household income			\$59,250
Median Earnings, full-time, year-round workers			
Male			\$43,816
Female			\$33,375
Individuals below the poverty level			5.7%

LABOR FORCE (NHES – ELMI)			
Annual Average		2011	2021
Civilian labor force	382		336
Employed	355		327
Unemployed	27		9
Unemployment rate	7.1%		2.7%

EMPLOYMENT & WAGES (NHES – ELMI)			
Annual Average Covered Employment		2011	2021
Goods Producing Industries			
Average Employment	n		24
Average Weekly Wage	n		\$ 874
Service Providing Industries			
Average Employment	n		80
Average Weekly Wage	n		\$ 758
Total Private Industry			
Average Employment	98		105
Average Weekly Wage	\$ 487		\$ 785
Government (Federal, State, and Local)			
Average Employment	4		10
Average Weekly Wage	\$ 390		\$ 194
Total, Private Industry plus Government			
Average Employment	103		115
Average Weekly Wage	\$ 483		\$ 733

If "n" appears, data do not meet disclosure standards.

EDUCATION AND CHILD CARE

Schools students attend: **Grades K-12 are tuitioned to Conway** District: **SAU 9**
 Career Technology Center(s): **Mount Washington Valley CTC (Conway)**

Educational Facilities (includes Charter Schools)	Elementary	Middle/Junior High	High School	Private/Parochial
Number of Schools				
Grade Levels				
Total Enrollment				

Nearest Community College: **White Mountains; Lakes Region**
 Nearest Colleges or Universities: **Granite State College-Conway**

2021 NH Licensed Child Care Facilities (DHHS-Bureau of Child Care Licensing) Total Facilities: Total Capacity:

LARGEST BUSINESSES	PRODUCT/SERVICE	EMPLOYEES	ESTABLISHED
A J Coleman & Sons	Construction company	190	
Discount Beverage II	Convenience store	12	1989
Profile Subaru/RV	Car, motorcycle, RV sales, service	10	
Albany Service Center	Garage	6	1970

*Employer Information Supplied by Municipality***TRANSPORTATION** (distances estimated from city/town hall)

Road Access	US Routes	
	State Routes	16, 112, 113
Nearest Interstate, Exit		I-93, Exits 23 - 24
	Distance	40 miles
Railroad		No
Public Transportation		No
Nearest Public Use Airport, General Aviation		
	Eastern Slopes, Fryeburg ME	Runway 4,200 ft. asphalt
	Lighted? Yes	Navigation Aids? Yes
Nearest Airport with Scheduled Service		
	Portland (ME) International	Distance 62 miles
	Number of Passenger Airlines Serving Airport	6
Driving distance to select cities:		
	Manchester, NH	84 miles
	Portland, Maine	62 miles
	Boston, Mass.	135 miles
	New York City, NY	344 miles
	Montreal, Quebec	223 miles

COMMUTING TO WORK (ACS 2016-2020)

Workers 16 years and over	
Drove alone, car/truck/van	73.1%
Carpooled, car/truck/van	8.2%
Public transportation	0.0%
Walked	0.3%
Other means	0.0%
Worked at home	18.4%
Mean Travel Time to Work	25.1 minutes
Percent of Working Residents: ACS 2016-2020	
Working in community of residence	92.1%
Commuting to another NH community	4.1%
Commuting out-of-state	3.8%

RECREATION, ATTRACTIONS, AND EVENTS

	Municipal Parks
	YMCA/YWCA
	Boys Club/Girls Club
	Golf Courses
	Swimming: Indoor Facility
	Swimming: Outdoor Facility
	Tennis Courts: Indoor Facility
	Tennis Courts: Outdoor Facility
	Ice Skating Rink: Indoor Facility
	Bowling Facilities
	Museums
	Cinemas
	Performing Arts Facilities
X	Tourist Attractions
	Youth Organizations (i.e., Scouts, 4-H)
X	Youth Sports: Baseball
X	Youth Sports: Soccer
X	Youth Sports: Football
X	Youth Sports: Basketball
X	Youth Sports: Hockey
X	Campgrounds
X	Fishing/Hunting
	Boating/Marinas
X	Snowmobile Trails
X	Bicycle Trails
X	Cross Country Skiing
X	Beach or Waterfront Recreation Area
X	Overnight or Day Camps
	Nearest Ski Area(s): Cranmore, King Pine
	Other:

TOWN OF ALBANY, NEW HAMPSHIRE


FINANCIAL REPORT

AS OF AND FOR THE YEAR ENDED
DECEMBER 31, 2021

**TOWN OF ALBANY, NEW HAMPSHIRE
FINANCIAL REPORT
AS OF AND FOR THE YEAR ENDED
DECEMBER 31, 2021**

TABLE OF CONTENTS

	<u>PAGES</u>
INDEPENDENT AUDITOR’S REPORT	1
BASIC FINANCIAL STATEMENTS	
Government-wide Financial Statements:	
Statement of Net Position (Exhibit 1)	3
Statement of Activities (Exhibit 2)	4
Fund Financial Statements:	
Balance Sheet – Governmental Funds (Exhibit 3)	5
Reconciliation of Total Fund Balances of Governmental Funds to the Statement of Net Position (Exhibit 4)	6
Statement of Revenues, Expenditures and Changes in Fund Balances – Governmental Funds (Exhibit 5)	7
Reconciliation of the Statement of Revenues, Expenditures and Changes in Fund Balances of Governmental Funds to the Statement of Activities (Exhibit 6)	8
General Fund - Statement of Revenues, Expenditures and Changes in Unassigned Fund Balance Budget and Actual (Non-GAAP Budgetary Basis) (Exhibit 7)	9
Fiduciary Funds – Statement of Fiduciary Net Position (Exhibit 8)	10
Fiduciary Funds – Statement of Changes in Fiduciary Net Position (Exhibit 9)	11
NOTES TO THE FINANCIAL STATEMENTS	12
REQUIRED SUPPLEMENTARY INFORMATION	
Schedule of the Town’s Proportionate Share of the Net Pension Liability (Exhibit 10)	23
Schedule of the Town’s Pension Contributions (Exhibit 11)	24
Schedule of Changes in the Town’s Total OPEB Liability and Related Ratios (Exhibit 12)	25
Schedule of the Town’s OPEB Contributions (Exhibit 13)	26
Note to the Required Supplementary Information	27
INDIVIDUAL GENERAL FUND SCHEDULES	
Major General Fund	
Schedule of Estimated and Actual Revenues (Non-GAAP Budgetary Basis) (Exhibit 14)	28
Schedule of Appropriations, Expenditures and Encumbrances (Non-GAAP Budgetary Basis) (Exhibit 15)	29
Schedule of Changes in Unassigned Fund Balance (Non-GAAP Budgetary Basis) (Exhibit 16)	30
INDEPENDENT AUDITOR’S COMMUNICATION TO MANAGEMENT	31



Roberts & Greene, PLLC

INDEPENDENT AUDITOR'S REPORT

To the Members of the Board of Selectmen
Town of Albany
Albany, New Hampshire

We have audited the accompanying financial statements of the governmental activities, the major fund, and the aggregate remaining fund information of the Town of Albany as of and for the year ended December 31, 2021, and the related notes to the financial statements, which collectively comprise the Town's basic financial statements as listed in the table of contents.

In our opinion, the financial statements referred to above present fairly, in all material respects, the respective financial position of the governmental activities, major fund, and the aggregate remaining fund information of the Town of Albany, as of December 31, 2021, and the respective changes in financial position thereof, and the budgetary comparison for the General Fund, for the year then ended in accordance with accounting principles generally accepted in the United States of America.

Basis for Opinions

We conducted our audit in accordance with auditing standards generally accepted in the United States of America. Our responsibilities under those standards are further described in the Auditor's Responsibilities for the Audit of the Financial Statements section of our report. We are required to be independent of the Town and to meet our other ethical responsibilities, in accordance with the relevant ethical requirement relating to our audit. We believe that the audit evidence we have obtained is sufficient and appropriate to provide a basis for our audit opinions.

Responsibilities of Management for the Financial Statements

Management is responsible for the preparation and fair presentation of these financial statements in accordance with accounting principles generally accepted in the United States of America; this includes the design, implementation, and maintenance of internal control relevant to the preparation and fair presentation of financial statements that are free from material misstatement, whether due to fraud or error.

In preparing the financial statements, management is required to evaluate whether there are conditions or events considered in the aggregate, that raise substantial doubt about the Town's ability to continue as a going concern for twelve months beyond the financial statement date, including any currently known information that may raise substantial doubt shortly thereafter.

Auditor's Responsibilities for the Audit of the Financial Statements

Our objectives are to obtain reasonable assurance about whether the financial statement as a whole are free from material misstatement, whether due to fraud or error, and to issue an auditor's report that includes an opinion. Reasonable assurance is a high level of assurance but is not absolute assurance and therefore is not a guarantee that an audit conducted in accordance with generally accepted auditing standards will always detect a material misstatement when it exists. The risk of not detecting a material misstatement resulting from fraud is higher than for one resulting from error, as fraud may involve collusion, forgery, intentional omissions, misrepresentations, or the override of internal control. Misstatements are considered material if there is a substantial likelihood that, individually or in the aggregate, they would influence the judgment made by a reasonable user based on the financial statements.

47 Hall Street ■ Concord, NH 03301
603-856-8005 ■ 603-856-8431 (fax)
info@roberts-greene.com

In performing an audit in accordance with generally accepted auditing standards, we:

- Exercise professional judgment and maintain professional skepticism throughout the audit.
- Identify and assess the risks of material misstatement of the financial statements, whether due to fraud or error, and design and perform audit procedures responsive to those risks. Such procedures include examining, on a test basis, evidence regarding the amounts and disclosures in the financial statements.
- Obtain an understanding of internal control relevant to the audit in order to design audit procedures that are appropriate in the circumstances, but not for the purpose of expressing an opinion on the effectiveness of the Town's internal control. Accordingly, no such opinion is expressed.
- Evaluate the appropriateness of accounting policies used and the reasonableness of significant accounting estimates made by management, as well as evaluate the overall presentation of the financial statements.
- Conclude whether, in our judgment, there are conditions or events, considered in the aggregate, that raise substantial doubt about the Town's ability to continue as a going concern for a reasonable period of time.

We are required to communicate with those charged with governance regarding, among other matters, the planned scope and timing of the audit, significant audit findings, and certain internal control related matters that we identified during the audit.

Required Supplementary Information

Accounting principles generally accepted in the United States of America require that the pension and OPEB information on pages 23 through 36 be presented to supplement the basic financial statements. Such information, although not a part of the basic financial statements, is required by the Governmental Accounting Standards Board, who considers it to be an essential part of financial reporting for placing the basic financial statements in an appropriate operational and economic context. We have applied certain limited procedures to the required supplementary information in accordance with auditing standards generally accepted in the United States of America, which consisted of inquiries of management about the methods of preparing the information and comparing the information for consistency with management's responses to our inquiries, the basic financial statements, and other knowledge we obtained during our audit of the basic financial statements. We do not express an opinion or provide any assurance on the information because the limited procedures do not provide us with sufficient evidence to express an opinion or provide any assurance.

The Town of Albany has not presented a management's discussion and analysis. Accounting principles generally accepted in the United States of America have determined that the management's discussion an analysis is necessary to supplement, but is not required to be a part of, the basic financial statements.

Other Information

The individual general fund schedules are the responsibility of management and were derived from and relate directly to the underlying accounting and other records used to prepare the basic financial statements. Such information has been subjected to the auditing procedures applied in the audit of the basic financial statements and certain additional procedures, including comparing and reconciling such information directly to the underlying accounting and other records used to prepare the basic financial statements or to the basic financial statements themselves, and other additional procedures in accordance with auditing standards generally accepted in the United States of America. In our opinion, the individual general fund schedules are fairly stated, in all material respects, in relation to the basic financial statements as a whole.

June 23, 2022

Roberts & Heene, PLLC

BASIC FINANCIAL STATEMENTS

EXHIBIT 1
TOWN OF ALBANY, NEW HAMPSHIRE
Statement of Net Position
December 31, 2021

	Governmental Activities
ASSETS	
Cash and cash equivalents	\$ 1,427,945
Receivables, net of allowance for uncollectibles	223,007
Tax deeded property held for resale	12,300
Capital assets, not being depreciated:	
Land	220,000
Capital assets, net of accumulated depreciation:	
Buildings and building improvements	56,884
Machinery, vehicles and equipment	4,616
Infrastructure	240,968
Total assets	2,185,720
DEFERRED OUTFLOWS OF RESOURCES	
Deferred amounts related to pensions	155
LIABILITIES	
Accrued payroll and benefits	1,587
Intergovernmental payable	605,652
Total liabilities	607,239
DEFERRED INFLOWS OF RESOURCES	
Unearned revenue	39,391
Deferred amounts related to pensions	39,514
Deferred amounts related to OPEB	5
Total deferred inflows of resources	78,910
NET POSITION	
Net investment in capital assets	522,468
Unrestricted	977,258
Total net position	\$ 1,499,726

The notes to the financial statements are an integral part of this statement.

EXHIBIT 2
TOWN OF ALBANY, NEW HAMPSHIRE
Statement of Activities
For the Year Ended December 31, 2021

	Expenses	Program Revenues		Net (Expense) Revenue and Changes in Net Position
		Charges for Services	Capital Grants and Contributions	
Governmental activities:				
General government	\$ 203,336	\$ 361,713	\$ -	\$ 158,377
Public safety	165,933	-	-	(165,933)
Highways and streets	173,255	-	37,876	(135,379)
Sanitation	48,955	-	-	(48,955)
Health	18,063	-	-	(18,063)
Welfare	400	-	-	(400)
Culture and recreation	49,852	-	-	(49,852)
Conservation	1,880	-	-	(1,880)
Total primary government	<u>\$ 661,674</u>	<u>\$ 361,713</u>	<u>\$ 37,876</u>	<u>(262,085)</u>
General revenues:				
Property taxes				276,289
Other taxes				6,875
Grants and contributions not restricted to specific programs				175,983
Miscellaneous				6,351
Total general revenues				<u>465,498</u>
Change in net position				203,413
Net position, beginning				<u>1,296,313</u>
Net position, ending				<u>\$ 1,499,726</u>

The notes to the financial statements are an integral part of this statement.

EXHIBIT 3
TOWN OF ALBANY, NEW HAMPSHIRE
Balance Sheet
Governmental Funds
December 31, 2021

	General	Other Governmental Fund (Conservation)	Total Governmental Funds
ASSETS			
Cash and cash equivalents	\$ 1,418,546	\$ 9,399	\$ 1,427,945
Receivables, net of allowance for uncollectibles:			
Taxes	222,883	-	222,883
Accounts	124	-	124
Tax dedeed property held for resale	12,300	-	12,300
Total assets	<u>\$ 1,653,853</u>	<u>\$ 9,399</u>	<u>\$ 1,663,252</u>
LIABILITIES, DEFERRED INFLOWS OF RESOURCES, AND FUND BALANCES			
Liabilities:			
Accrued salaries and benefits	\$ 1,587	\$ -	\$ 1,587
Intergovernmental payable	605,652	-	605,652
Total liabilities	<u>607,239</u>	<u>-</u>	<u>607,239</u>
Deferred inflows of resources:			
Deferred revenue	<u>127,425</u>	<u>-</u>	<u>127,425</u>
Fund balances:			
Nonspendable	12,300	-	12,300
Committed	534,039	9,399	543,438
Assigned	20,000	-	20,000
Unassigned	352,850	-	352,850
Total fund balances	<u>919,189</u>	<u>9,399</u>	<u>928,588</u>
Total liabilities, deferred inflows of resources, and fund balances	<u>\$ 1,653,853</u>	<u>\$ 9,399</u>	<u>\$ 1,663,252</u>

The notes to the financial statements are an integral part of this statement.

EXHIBIT 4
TOWN OF ALBANY, NEW HAMPSHIRE
Reconciliation of Total Fund Balances of Governmental Funds to the Statement of Net Position
December 31, 2021

Total fund balances of governmental funds (Exhibit 3)		\$ 928,588
Amounts reported for governmental activities in the statement of net position are different because:		
Capital assets used in governmental activities are not financial resources and, therefore, are not reported in the funds.		
Cost	\$ 789,792	
Less accumulated depreciation	<u>(267,324)</u>	
		522,468
Revenues that are not available to pay for current period expenditures are deferred in the funds.		
Unavailable tax revenue		88,034
Deferred outflows and inflows of resources are applicable to future periods and, therefore, are not reported in the funds.		
Deferred outflows of resources related to pensions	\$ 155	
Deferred inflows of resources related to pensions	(39,514)	
Deferred inflows of resources related to OPEB	<u>(5)</u>	
		<u>(39,364)</u>
Total net position of governmental activities (Exhibit 1)		<u><u>\$ 1,499,726</u></u>

The notes to the financial statements are an integral part of this statement.

EXHIBIT 5
TOWN OF ALBANY, NEW HAMPSHIRE
Statement of Revenues, Expenditures and Changes in Fund Balances
Governmental Funds
For the Year Ended December 31, 2021

	General	Other Governmental Fund (Conservation)	Total Governmental Funds
Revenues:			
Taxes	\$ 341,753	\$ -	\$ 341,753
Licenses, permits and fees	361,114	-	361,114
Intergovernmental	213,859	-	213,859
Miscellaneous	6,950	-	6,950
Total revenues	<u>923,676</u>	<u>-</u>	<u>923,676</u>
Expenditures:			
Current:			
General government	206,209	-	206,209
Public safety	165,933	-	165,933
Highways and streets	159,947	-	159,947
Sanitation	48,955	-	48,955
Health	18,063	-	18,063
Welfare	400	-	400
Culture and recreation	49,852	-	49,852
Conservation	1,880	-	1,880
Capital outlay	246,897	-	246,897
Total expenditures	<u>898,136</u>	<u>-</u>	<u>898,136</u>
Net change in fund balances	25,540	-	25,540
Fund balances, beginning	893,649	9,399	903,048
Fund balances, ending	<u>\$ 919,189</u>	<u>\$ 9,399</u>	<u>\$ 928,588</u>

The notes to the financial statements are an integral part of this statement.

EXHIBIT 6
TOWN OF ALBANY, NEW HAMPSHIRE
Reconciliation of the Statement of Revenues, Expenditures and Changes in Fund
Balances of Governmental Funds to the Statement of Activities
For the Year Ended December 31, 2021

Net change in fund balances of governmental funds (Exhibit 5)	\$	25,540
Amounts reported for governmental activities in the statement of activities are different because:		
Governmental funds report capital outlays as expenditures. In the statement of activities, the cost of those assets is allocated over their estimated useful lives as depreciation expense. This is the amount by which depreciation expense exceeded capitalized capital outlay in the current period.		
Capitalized capital outlay	\$	246,897
Depreciation expense		<u>(23,875)</u>
		223,022
Revenue in the statement of activities that does not provide current financial resources is not reported as revenue in governmental funds.		
Change in unavailable tax revenue		(58,589)
Some expenses reported in the statement of activities do not require the use of current financial resources and, therefore, are not reported as expenditures in governmental funds.		
Decrease in OPEB related balances		667
Governmental funds report pension contributions as expenditures. However, in the statement of activities, the cost of pension benefits earned, net of employee contributions, is reported as pension expense.		
Town pension contributions	\$	-
Cost of benefits earned, net of employee contributions		<u>12,773</u>
		12,773
Change in net position of governmental activities (Exhibit 2)	\$	<u><u>203,413</u></u>

The notes to the financial statements are an integral part of this statement.

EXHIBIT 7
TOWN OF ALBANY, NEW HAMPSHIRE
General Fund
Statement of Revenues, Expenditures and Changes in Unassigned Fund Balance
Budget and Actual (Non-GAAP Budgetary Basis)
For the Year Ended December 31, 2021

	Original and Final Budget	Actual	Variance Positive (Negative)
REVENUES			
Taxes	\$ 286,463	\$ 283,164	\$ (3,299)
Licenses, permits and fees	317,500	361,114	43,614
Intergovernmental	213,869	213,859	(10)
Miscellaneous	3,400	4,989	1,589
Total revenues	<u>821,232</u>	<u>863,126</u>	<u>41,894</u>
EXPENDITURES			
Current:			
General government	262,069	226,209	35,860
Public safety	165,376	165,933	(557)
Highways and streets	215,000	159,947	55,053
Sanitation	48,956	48,955	1
Health	19,655	18,063	1,592
Welfare	8,000	400	7,600
Culture and recreation	52,835	49,852	2,983
Conservation	6,341	1,880	4,461
Debt service:			
Interest on tax anticipation note	2,000	-	2,000
Capital outlay	250,000	246,897	3,103
Total expenditures	<u>1,030,232</u>	<u>918,136</u>	<u>112,096</u>
Deficiency of revenues under expenditures	<u>(209,000)</u>	<u>(55,010)</u>	<u>153,990</u>
Other financing sources (uses):			
Transfers in	150,000	150,000	-
Transfers out	<u>(91,000)</u>	<u>(91,000)</u>	<u>-</u>
Total other financing sources and uses	<u>59,000</u>	<u>59,000</u>	<u>-</u>
Net change in fund balance	<u>\$ (150,000)</u>	3,990	<u>\$ 153,990</u>
Increase in nonspendable fund balance		(2,442)	
Unassigned fund balance, beginning		<u>439,336</u>	
Unassigned fund balance, ending		<u>\$ 440,884</u>	

The notes to the financial statements are an integral part of this statement.

EXHIBIT 8
TOWN OF ALBANY, NEW HAMPSHIRE
Statement of Fiduciary Net Position
Fiduciary Funds
December 31, 2021

	<u>Custodial</u>
Assets:	
Cash and cash equivalents	\$ 126,371
Liabilities	<u>-</u>
Net position:	
Held for Albany School District	<u>\$ 126,371</u>

The notes to the financial statements are an integral part of this statement.

EXHIBIT 9
TOWN OF ALBANY, NEW HAMPSHIRE
Statement of Changes in Fiduciary Net Position
Fiduciary Funds
For the Year Ended December 31, 2021

	Custodial
Additions:	
Investment earnings:	
Interest	\$ 364
Net position, beginning	126,007
Net position, ending	\$ 126,371

The notes to the financial statements are an integral part of this statement.

NOTES TO THE FINANCIAL STATEMENTS

**TOWN OF ALBANY, NEW HAMPSHIRE
NOTES TO THE FINANCIAL STATEMENTS
AS OF AND FOR THE YEAR ENDED
DECEMBER 31, 2021**

I. Summary of Significant Accounting Principles

I.A. Introduction

The accounting and reporting framework and the more significant accounting principles and practices of the Town of Albany (the Town) are discussed in subsequent sections of this note. The remainder of the notes is organized to provide explanations, including required disclosures, of the Town's financial activities for the year ended December 31, 2021.

I.B. Financial Reporting Entity – Basis of Presentation

I.B.1. *Entity Defined*

The Town of Albany is a municipal corporation governed by a board of selectmen consisting of three members elected by the voters. These financial statements present the financial position and activity of the primary government. Component units are organizations for which the primary government is financially accountable, or other organizations for which the nature and significance of their relationship with the primary government are such that exclusion would cause the financial reporting entity's financial statements to be misleading or incomplete. Based on the stated criteria, the Town's financial statements do not include any component units.

I.B.2. *Government-Wide and Fund Financial Statements*

Government-Wide Financial Statements

The government-wide financial statements include the statement of net position and the statement of activities. These statements report financial information for the Town as a whole, excluding fiduciary activities. Individual funds are not displayed.

The statement of activities reports the expenses of a given function offset by program revenues directly connected with the functional program. A function is an assembly of similar activities and may include portions of a fund or summarize more than one fund to capture the expenses and program revenues associated with a distinct functional activity. Program revenues include: (1) charges for services which report fees, fines and forfeitures, and other charges for the Town's services; and (2) capital grants and contributions, which fund the acquisition, construction, or rehabilitation of capital assets. These revenues are subject to externally imposed restrictions to these program uses. Taxes and revenue from other sources not properly included with program revenues are reported as general revenues.

**TOWN OF ALBANY, NEW HAMPSHIRE
NOTES TO THE FINANCIAL STATEMENTS
AS OF AND FOR THE YEAR ENDED
DECEMBER 31, 2021**

Fund Financial Statements

Fund financial statements are provided for governmental and fiduciary funds. Major individual, governmental funds are reported in separate columns with composite columns for nonmajor funds.

I.B.3. *Measurement Focus, Basis of Accounting and Financial Statement Presentation*

The financial statements of the Town are prepared in accordance with accounting principles generally accepted in the United States of America (U.S. GAAP). The Town's reporting entity applies all relevant Governmental Accounting Standards Board (GASB) pronouncements.

The government-wide statements report using the economic resources measurement focus and the accrual basis of accounting generally including the reclassification or elimination of internal activity (between or within funds). Reimbursements are reported as reductions to expenses. Fiduciary fund financial statements also report using this same basis of accounting, although internal activity is not eliminated in these statements. Revenues are recorded when earned and expenses are recorded when a liability is incurred, regardless of the timing of the related cash flows. Property tax revenues are recognized in the year for which they are levied, while grants are recognized when grantor eligibility requirements are met.

Governmental fund financial statements report using the current financial resources measurement focus and the modified accrual basis of accounting. Revenues are recognized when they are both measurable and available. Available means collectible within the current period or soon enough thereafter to pay current liabilities. The Town considers revenues to be available if they are collected within 60 days of the end of the fiscal year. For purposes of setting the tax rate, these taxes are not deferred in accordance with the directions of the New Hampshire Department of Revenue Administration. Expenditures are recorded when the related fund liability is incurred.

Major revenues susceptible to accrual are property taxes, intergovernmental amounts, charges for services, and investment income. In general, other revenues are recognized when cash is received.

I.B.4. *Fund Types and Major Funds*

Governmental Funds

The Town reports the following major governmental fund:

General Fund – Reports as the primary fund of the Town. This fund is used to account for all financial resources not reported in other funds.

The Town also reports one nonmajor governmental fund: the conservation fund.

**TOWN OF ALBANY, NEW HAMPSHIRE
NOTES TO THE FINANCIAL STATEMENTS
AS OF AND FOR THE YEAR ENDED
DECEMBER 31, 2021**

Fiduciary Fund

The Town reports the following fiduciary fund:

Custodial Fund – Accounts for amounts held by the Town and belonging to other individuals or governments. These assets are therefore not available to support the Town’s own programs. The Town’s custodial funds are used to account for amounts held by the trustees of trust funds that belong to the Albany School District.

I.C. Assets and Net Position or Fund Equity

I.C.1. Cash and Investments

The laws of the State of New Hampshire require that the Town’s treasurer have custody of all monies belonging to the Town, other than those held by the trustees of trust funds and library trustees, and pay out the same only upon orders of the Board of Selectmen. The treasurer shall deposit all monies in participation units in the public deposit investment pool established pursuant to N.H. RSA 383.22 or in solvent banks in the state. Funds may be deposited in banks outside the state if such banks pledge or deliver to a third party custodial bank or the Federal Reserve Bank, collateral security for such deposits, United States government or government agency obligations, or obligations of the State of New Hampshire in value at least equal to the amount of the deposit in each case.

New Hampshire law authorizes the Town to invest in obligations of the United States government; the public deposit investment pool established pursuant to RSA 383:22; savings bank deposits; prime bankers’ acceptances; or certificates of deposit and repurchase agreements of banks incorporated under the laws of the State of New Hampshire or in banks recognized by the state treasurer.

Any person who directly or indirectly receives any such funds or monies for deposit or for investment in securities of any kind shall, prior to acceptance of such funds, make available at the time of such deposit or investment an option to have such funds secured by collateral having a value at least equal to the amount of such funds. Such collateral shall be segregated for the exclusive benefit of the Town. Only securities defined by the bank commissioner as provided by rules adopted pursuant to RSA 386:57 shall be eligible to be pledged as collateral.

I.C.2. Capital Assets and Depreciation

Generally, the Town’s property, plant and equipment with useful lives of more than one year are stated at historical cost and reported in the government-wide financial statements. Donated assets are stated at acquisition cost on the date donated. The Town generally capitalizes assets with cost of \$10,000 or more as purchase and construction outlays occur. The costs of normal maintenance and repairs that do not add to the asset value or materially extend useful lives are not capitalized. Capital

**TOWN OF ALBANY, NEW HAMPSHIRE
NOTES TO THE FINANCIAL STATEMENTS
AS OF AND FOR THE YEAR ENDED
DECEMBER 31, 2021**

assets are depreciated using the straight-line method. When capital assets are disposed of, the cost and applicable accumulated depreciation are removed from the respective accounts, and the resulting gain or loss is recorded in operations. Estimated useful lives, in years, for depreciable assets are as follow:

	Years
Buildings and building improvements	30
Machinery, vehicles and equipment	10
Infrastructure	20

I.C.3. Equity

The government-wide statement of net position reports net position in the following components:

- Net investment in capital assets, which is computed as the total capital assets less accumulated depreciation, net of any outstanding debt used to acquire those assets.
- Unrestricted, which consists of the remaining balance of net position.

The governmental funds report the following components of fund balance:

- Nonspendable, which consists of tax deeded property held for resale in the General Fund.
- Committed, which consists of balances for which the intended use has been established by Town Meeting vote and would require an equally formal action to remove those commitments.
- Assigned, which consists of encumbrances for general government expenditures assigned by a vote of the Board of Selectmen
- Unassigned, which represents the remaining fund balance in the General Fund.

I.D. Estimates

The preparation of financial statements in conformity with U.S. generally accepted accounting principles, requires management to make estimates and assumptions that affect the amounts reported in the financial statements and accompanying notes. Actual results may differ from those estimates.

II. Stewardship, Compliance and Accountability

II.A. Budgetary Information

Annual budgets are adopted on a basis consistent with generally accepted accounting principles for the General Fund. Unless encumbered, all appropriations lapse at year-end. The Town is allowed to use

**TOWN OF ALBANY, NEW HAMPSHIRE
NOTES TO THE FINANCIAL STATEMENTS
AS OF AND FOR THE YEAR ENDED
DECEMBER 31, 2021**

beginning fund balance to balance the budget. In 2021, \$100,000 of the 2020 General Fund unassigned fund balance was so used, and \$50,000 was appropriated from fund balance.

Encumbrance accounting is employed by the governmental funds. Encumbrances (e.g., purchase orders, contracts) outstanding at year-end are reported as commitments or assignments of fund balances and do not constitute expenditures or liabilities because they will be added to the appropriations voted in the subsequent year.

Revenues are budgeted by source. Expenditures are budgeted by functions as follow: general government, public safety, highways and streets, sanitation, health, welfare, culture and recreation, conservation, and capital outlay. Management can transfer appropriations among budget line items as necessary, but the total expenditures cannot legally exceed the total appropriations unless permission is received from the Commissioner of Revenue Administration.

II.B. Reconciliation of Budgetary Basis to GAAP

General Fund:

Revenues and other financing sources:	
Per Exhibit 7 (budgetary basis)	\$ 1,013,126
Adjustments:	
Basis difference:	
Tax revenue deferred in the prior year	146,623
Tax revenue deferred in the current year	(88,034)
Perspective difference:	
Revenue from expendable trust fund	1,961
Transfer from expendable trust fund	(150,000)
Per Exhibit 5 (GAAP basis)	<u>\$ 923,676</u>
Expenditures and other financing uses:	
Per Exhibit 7 (budgetary basis)	\$ 1,009,136
Adjustments:	
Basis difference:	
Encumbrances, beginning	200,000
Encumbrances, ending	(220,000)
Perspective difference:	
Transfers to expendable trust fund	(91,000)
Per Exhibit 5 (GAAP basis)	<u>\$ 898,136</u>

**TOWN OF ALBANY, NEW HAMPSHIRE
NOTES TO THE FINANCIAL STATEMENTS
AS OF AND FOR THE YEAR ENDED
DECEMBER 31, 2021**

Unassigned fund balance:	
Per Exhibit 7 (budgetary basis)	\$ 440,884
Adjustment:	
Basis difference:	
Deferred tax revenue, GAAP basis	(88,034)
Per Exhibit 3 (GAAP basis)	<u>\$ 352,850</u>

III. Detailed Notes on Funds and Government-Wide Statements

III.A. Assets

III.A.1. *Receivables and Deferred Revenue*

Property Taxes Receivable and Property Tax Calendar

Property taxes are levied and collected by the Town on an annual basis. Tax bills are due on or around December 1, with interest of 8% per annum on taxes not received by the due date. The billing is levied based on an inventory taken in April of each year (the tax year runs from April 1 to March 31), and is assessed after the tax rate has been calculated and set by the New Hampshire Department of Revenue Administration. A lien is executed on any unpaid property taxes in the following year and this lien takes priority over any others. Interest of 18% per annum is charged upon redemption of lien taxes levied prior to 2019, and 14% per annum for the redemption of taxes levied thereafter. Properties not redeemed within two years of the date of the tax lien should be deeded to the Town. During the current year, the tax collector executed a lien for uncollected 2020 property taxes on July 15th.

The property taxes levied and collected by the Town include amounts for the State of New Hampshire, the Albany School District, and Carroll County. The Town is responsible for the collection of all these taxes. During the annual tax rate setting process, the Town sets an amount for potential abatements and tax deedings, known as overlay. Overlay is raised through taxation and is reported as a reduction in tax revenue.

The net assessed valuation as of April 1, 2021, upon which the 2021 property tax levy was based was:

For the New Hampshire education tax	\$ 128,636,412
For all other taxes	\$ 132,196,813

**TOWN OF ALBANY, NEW HAMPSHIRE
NOTES TO THE FINANCIAL STATEMENTS
AS OF AND FOR THE YEAR ENDED
DECEMBER 31, 2021**

The tax rates and amounts assessed for the year ended December 31, 2021 were as follow:

	<u>Per \$1,000 of Assessed Valuation</u>	
Municipal portion	\$2.21	\$ 291,302
School portion:		
State of New Hampshire	\$1.70	219,219
Local	\$7.46	986,166
County portion	\$1.03	<u>136,501</u>
Total property taxes assessed		<u>\$ 1,633,188</u>

The following details the taxes receivable at year-end:

Property:		
Levy of 2021		\$ 194,619
Unredeemed (under tax lien):		
Levy of 2020		17,251
Levy of 2019		7,703
Levy of 2018		7,237
Levies of 2017 and prior		2,373
Less: allowance for estimated uncollectible taxes		<u>(6,300)</u>
Net taxes receivable		<u>\$ 222,883</u>

Deferred Revenue

Deferred revenue of \$127,425 at December 31, 2021 represents \$88,034 in property taxes that were not received within 60 days of year-end, and therefore, are deferred in accordance with generally accepted accounting principles; \$39,311 in grant revenue that has not met eligibility requirements, and \$80 in prepayment of taxes. In the governmental activities, the grant revenue and prepayments are reported as unearned revenue.

**TOWN OF ALBANY, NEW HAMPSHIRE
NOTES TO THE FINANCIAL STATEMENTS
AS OF AND FOR THE YEAR ENDED
DECEMBER 31, 2021**

III.A.2. Capital Assets

Changes in Capital Assets

The following table provides a summary of changes in capital assets:

	Balance, beginning	Additions	Balance, ending
At cost:			
Not being depreciated:			
Land	\$ 220,000	\$ -	\$ 220,000
Being depreciated:			
Buildings and building improvements	296,970	-	296,970
Machinery, vehicles and equipment	6,675	-	6,675
Infrastructure	19,250	246,897	266,147
Total capital assets being depreciated	<u>322,895</u>	<u>246,897</u>	<u>569,792</u>
Total all capital assets	<u>542,895</u>	<u>246,897</u>	<u>789,792</u>
Less accumulated depreciation:			
Buildings and building improvements	(230,187)	(9,899)	(240,086)
Machinery, vehicles and equipment	(1,391)	(668)	(2,059)
Infrastructure	(11,871)	(13,308)	(25,179)
Total accumulated depreciation	<u>(243,449)</u>	<u>(23,875)</u>	<u>(267,324)</u>
Net book value, capital assets being depreciated	79,446	223,022	302,468
Net book value, all capital assets	<u>\$ 299,446</u>	<u>\$ 223,022</u>	<u>\$ 522,468</u>

Depreciation Expense

Depreciation expense was charged to functions of the Town as follows:

General government	\$ 10,567
Highways and streets	13,308
Total depreciation expense	<u>\$ 23,875</u>

**TOWN OF ALBANY, NEW HAMPSHIRE
NOTES TO THE FINANCIAL STATEMENTS
AS OF AND FOR THE YEAR ENDED
DECEMBER 31, 2021**

III.B. Liabilities

III.B.1. Intergovernmental Payable

The amount due to other governments at December 31, 2021 of \$605,652 consists of the balance of the 2021-2022 district assessment due to the Albany School District in the amount of \$605,385, and \$267 for state fees collected by the Town.

III.B.2. Changes in Long-Term Liabilities

The following is a summary of changes in net pension liability and OPEB liability for the year ended December 31, 2021:

	Net Pension Liability	OPEB Liability	Total
Balance, beginning	\$ 33,950	\$ 594	\$ 34,544
Reductions	(33,950)	(594)	(34,544)
Balance, ending	\$ -	\$ -	\$ -

III.C. Components of Fund Balance

The components of fund balance, as described in Note I.C.3., are classified for the following purposes:

	General Fund	Nonmajor Funds
Nonspendable:		
Tax deeded property	\$ 12,300	\$ -
Committed:		
Highways and streets	200,000	-
Conservation	-	9,399
Capital outlay	334,039	-
Total committed	534,039	9,399
Assigned for general government	20,000	-
Unassigned	352,850	-
Total fund balance	\$ 919,189	\$ 9,399

**TOWN OF ALBANY, NEW HAMPSHIRE
NOTES TO THE FINANCIAL STATEMENTS
AS OF AND FOR THE YEAR ENDED
DECEMBER 31, 2021**

IV. Other Information

IV.A. Risk Management

The Town's risk management activities are reported with governmental activities and recorded in the general fund. During the fiscal year, the Town was a member of the New Hampshire Public Risk Management Exchange (Primex) Workers' Compensation and Property/Liability Programs, which are considered public entity risk pools, currently operating as common risk management and insurance programs for member governmental entities.

The Primex Workers' Compensation and Property/Liability Programs are pooled risk management programs under RSA 5-B and RSA 281-A. Property/liability coverage was provided from July 1 through June 30, and workers' compensation coverage was provided from January 1 through December 31. Primex provided property coverage and employer's liability coverage in varying amounts, and statutory coverage for workers' compensation.

Contributions paid in 2021 to be recorded as an insurance expenditure/expense totaled \$1,894 for property/liability and \$683 for workers' compensation. There were no unpaid contributions for the year ended December 31, 2021. The member agreements permit Primex to make additional assessments to members should there be a deficiency in assets to meet its liabilities. At this time, Primex foresees no likelihood of any additional assessments for past years.

IV.B. Retirement Pensions

The New Hampshire Retirement System (NHRS) is a multiple-employer, cost-sharing, contributory public employee defined benefit plan qualified under section 401(a) of the Internal Revenue Code, and funded through a trust which is exempt from tax under Internal Revenue Code section 501(a). The NHRS provides service, disability, death and vested retirement benefits for employees and their beneficiaries. The New Hampshire Legislature establishes the provisions for benefits and contributions. The NHRS issues a separate financial report that is available by contacting the NHRS at 54 Regional Drive, Concord, NH 03301.

The Town participated in the NHRS through 2019, but no longer does. The last year that the Town contributed to the NHRS, the total contribution was \$130. The Town did not have any employees enrolled in the NHRS at any time during 2021.

Pension Expense and Deferred Outflows and Inflows of Resources Related to Pensions

At year-end, the Town reported \$155 deferred outflows and \$39,514 inflows related to pensions resulting from changes in proportion and differences between employer contributions and proportionate share of contributions.

**TOWN OF ALBANY, NEW HAMPSHIRE
NOTES TO THE FINANCIAL STATEMENTS
AS OF AND FOR THE YEAR ENDED
DECEMBER 31, 2021**

Amounts reported as deferred outflows of resources and deferred inflows of resources related to pensions will be recognized in pension expense as follow:

Year Ending December 31,	
2022	\$ (12,147)
2023	(11,276)
2024	(10,976)
2025	(4,960)
	<u>\$ (39,359)</u>

Actuarial assumptions, as well as detailed information about the pension plan’s fiduciary net position, are available in the separately issued NHRS report.

IV.C. Other Postemployment Benefits

OPEB Expense and Deferred Inflows and Outflows of Resources Related to OPEB

At year-end, the Town reported \$5 as deferred inflows of resources related to OPEB resulting from changes in proportion and differences between employer contributions and the proportionate share of contributions. The \$5 reported as deferred inflows of resources will be recognized as OPEB expense in 2022.

IV.D. Contingent Liabilities

The Town has received federal and state grants for specific purposes that are subject to review and possible audit by the grantor or pass-through agencies. Any such audit may result in a requirement to reimburse the grantor agency for costs disallowed. The Town does not feel the chance of disallowance is likely, and that if it should occur, the amount would not be material.

REQUIRED SUPPLEMENTARY INFORMATION

EXHIBIT 10

TOWN OF ALBANY, NEW HAMPSHIRE

Schedule of the Town's Proportionate Share of the Net Pension Liability

New Hampshire Retirement System

	2021	2020	2019	2018	2017	2016	2015	2014	2013
Town's proportion of net pension liability	0.0000%	0.0005%	0.0011%	0.0011%	0.0012%	0.0013%	0.0013%	0.0012%	0.0012%
Town's proportionate share of the net pension liability	\$ -	\$ 33,950	\$ 53,503	\$ 53,113	\$ 60,196	\$ 67,243	\$ 50,460	\$ 46,671	\$ 53,407
Town's covered-employee payroll	\$ -	\$ -	\$ 43,678	\$ 42,077	\$ 41,293	\$ 41,693	\$ 40,932	\$ 38,638	\$ 36,387
Town's proportionate share of the net pension liability as a percentage of covered-employee payroll	n/a	n/a	122.49%	126.23%	145.78%	161.28%	123.28%	120.79%	146.77%
Plan fiduciary position as a percentage of the total pension liability	72.22%	58.72%	65.59%	64.77%	62.66%	58.30%	65.47%	66.32%	59.81%

Note - The Town has not participated in the NHRS since 2019.

The note to the required supplementary information is an integral part of this schedule.

EXHIBIT 11
TOWN OF ALBANY, NEW HAMPSHIRE
Schedule of the Town's Pension Contributions
New Hampshire Retirement System

	2019	2018	2017	2016	2015	2014	2013
Contractually required contribution	\$ 4,846	\$ 4,702	\$ 4,577	\$ 4,440	\$ 4,363	\$ 4,224	\$ 3,554
Contribution in relation to the contractually required contribution	(4,846)	(4,702)	(4,577)	(4,440)	(4,363)	(4,224)	(3,554)
Contribution deficiency	\$ -	\$ -	\$ -	\$ -	\$ -	\$ -	\$ -
Town's covered-employee payroll	\$ 44,125	\$ 42,435	\$ 41,719	\$ 40,879	\$ 40,932	\$ 40,459	\$ 37,422
Contributions as a percentage of covered-employee payroll	10.98%	11.08%	10.97%	10.86%	10.66%	10.44%	9.50%

Note - The Town has not participated in the NHRS since 2019.

The note to the required supplementary information is an integral part of this schedule.

EXHIBIT 12
TOWN OF ALBANY
Schedule of Changes in the Town's Total OPEB Liability and Related Ratios

	2021	2020	2019	2018	2017
Total OPEB liability:					
Service cost	\$ -	\$ 1	\$ 2	\$ 3	\$ 2
Interest	-	43	96	96	74
Difference between expected and actual experience	-	(13)	(20)	35	-
Change in assumptions	-	29	-	-	-
OPEB plan net investment income	-	(1)	(6)	(9)	(8)
OPEB plan administration expense and non-contribution items	-	(60)	(128)	(123)	(124)
Benefit payments	-	(61)	(134)	(138)	(106)
Differences between employer contributions and proportionate share of contributions	(594)	(602)	133	464	74
Net change in total OPEB liability	(594)	(664)	(57)	328	(88)
Total OPEB liability, beginning	594	1,258	1,315	987	1,075
Total OPEB liability, ending	<u>\$ -</u>	<u>\$ 594</u>	<u>\$ 1,258</u>	<u>\$ 1,315</u>	<u>\$ 987</u>
Covered-employee payroll	\$ -	\$ -	\$ 44,125	\$ 42,435	\$ 41,719
Total OPEB liability as a percentage of covered-employee payroll	n/a	n/a	2.85%	3.10%	2.37%

Note - The Town has not participated in the NHRS since 2019.

The note to the required supplementary information is an integral part of this schedule.

EXHIBIT 13
TOWN OF ALBANY
Schedule of the Town's OPEB Contributions

	2019	2018	2017
Actuarially determined contribution	\$ 130	\$ 127	\$ 128
Contributions in relation to the actuarially determined contribution	(130)	(127)	(128)
Contribution deficiency	<u>\$ -</u>	<u>\$ -</u>	<u>\$ -</u>
Covered-employee payroll	\$ 44,125	\$ 42,435	\$ 41,719
Contributions as a percentage of covered-employee payroll	0.29%	0.30%	0.31%

Note - The Town has not participated in the NHRS since 2019.

The note to the required supplementary information is an integral part of this schedule.

**TOWN OF ALBANY, NEW HAMPSHIRE
NOTE TO THE REQUIRED SUPPLEMENTARY INFORMATION
AS OF AND FOR THE YEAR ENDED
DECEMBER 31, 2021**

The Pension and OPEB Schedules are meant to present related information for ten years. Because this is the eighth year that the Town has reported the pension schedules, and the fourth year for the OPEB schedules, only nine and five years, respectively, are presented. An additional year's information will be added each year until there are ten years shown.

INDIVIDUAL GENERAL FUND SCHEDULES

EXHIBIT 14
TOWN OF ALBANY, NEW HAMPSHIRE
General Fund
Schedule of Estimated and Actual Revenues (Non-GAAP Budgetary Basis)
For the Year Ended December 31, 2021

	Estimated	Actual	Variance Positive (Negative)
Taxes:			
Property	\$ 269,463	\$ 264,114	\$ (5,349)
Land use change	2,000	-	(2,000)
Timber	4,000	6,518	2,518
Excavation	-	357	357
Interest and penalties on delinquent taxes	11,000	12,175	1,175
Total taxes	<u>286,463</u>	<u>283,164</u>	<u>(3,299)</u>
Licenses, permits and fees:			
Business licenses and permits	6,000	6,671	671
Motor vehicle permits	300,000	341,005	41,005
Building permits	4,000	5,448	1,448
Other	7,500	7,990	490
Total licenses, permits and fees	<u>317,500</u>	<u>361,114</u>	<u>43,614</u>
Intergovernmental:			
State sources:			
Meals and rooms distributions	55,251	55,251	-
Highway block grant	37,886	37,876	(10)
State and federal forest land	120,732	120,732	-
Total intergovernmental	<u>213,869</u>	<u>213,859</u>	<u>(10)</u>
Miscellaneous:			
Interest on investments	2,500	2,036	(464)
Insurance dividends and reimbursements	-	2,304	2,304
Other	900	649	(251)
Total miscellaneous	<u>3,400</u>	<u>4,989</u>	<u>1,589</u>
Other financing sources:			
Transfers in:			
Expendable trust fund	150,000	150,000	-
Total revenues and other financing sources	971,232	<u>\$ 1,013,126</u>	<u>\$ 41,894</u>
Use of fund balance	150,000		
Total revenues, other financing sources and use of fund balance	<u>\$ 1,121,232</u>		

EXHIBIT 15
TOWN OF ALBANY, NEW HAMPSHIRE
General Fund
Schedule of Appropriations, Expenditures and Encumbrances (Non-GAAP Budgetary Basis)
For the Year Ended December 31, 2021

	Encumbered from Prior Year	Appropriations	Expenditures	Encumbered to Subsequent Year	Variance Positive (Negative)
Current:					
General government:					
Executive	\$ -	\$ 125,045	\$ 113,832	\$ -	\$ 11,213
Election and registration	-	1,360	1,330	-	30
Financial administration	-	32,836	22,356	-	10,480
Revaluation of property	-	23,500	23,034	-	466
Legal	-	25,000	2,997	20,000	2,003
Planning and zoning	-	11,386	5,464	-	5,922
General government buildings	-	14,251	9,158	-	5,093
Cemeteries	-	5,000	5,057	-	(57)
Insurance, not otherwise allocated	-	21,001	20,067	-	934
Advertising and regional associations	-	2,690	2,914	-	(224)
Total general government	-	262,069	206,209	20,000	35,860
Public safety:					
Police	-	29,120	29,120	-	-
Ambulance	-	132,000	132,000	-	-
Fire	-	1	-	-	1
Building inspection	-	3,230	4,432	-	(1,202)
Emergency management	-	1,025	381	-	644
Total public safety	-	165,376	165,933	-	(557)
Highways and streets	200,000	215,000	159,947	200,000	55,053
Sanitation:					
Solid waste disposal	-	48,956	48,955	-	1
Health:					
Administration	-	2,220	1,415	-	805
Pest control	-	1,500	913	-	587
Health agencies and hospitals	-	15,935	15,735	-	200
Total health	-	19,655	18,063	-	1,592
Welfare:					
Administration and direct assistance	-	8,000	400	-	7,600
Culture and recreation:					
Parks and recreation	-	43,985	43,985	-	-
Public library	-	8,700	5,760	-	2,940
Patriotic purposes	-	150	107	-	43
Total culture and recreation	-	52,835	49,852	-	2,983
Conservation	-	6,341	1,880	-	4,461
Debt service:					
Interest on tax anticipation note	-	2,000	-	-	2,000
Capital outlay:					
Improvements other than buildings	-	250,000	246,897	-	3,103
Other financing uses:					
Transfers out:					
Expendable trust fund	-	91,000	91,000	-	-
Total appropriations, expenditures, encumbrances and other financing uses	\$ 200,000	\$ 1,121,232	\$ 989,136	\$ 220,000	\$ 112,096

EXHIBIT 16
TOWN OF ALBANY, NEW HAMPSHIRE
General Fund
Schedule of Changes in Unassigned Fund Balance (Non-GAAP Budgetary Basis)
For the Year Ended December 31, 2021

Unassigned fund balance, beginning		\$ 439,336
Changes:		
Unassigned fund balance used to reduce tax rate		(100,000)
Unassigned fund balance appropriated		(50,000)
Budget summary:		
Revenue surplus (Exhibit 14)	\$ 41,894	
Unexpended balance of appropriations (Exhibit 15)	<u>112,096</u>	
Budget surplus		153,990
Increase in nonspendable fund balance		<u>(2,442)</u>
Unassigned fund balance, ending		<u><u>\$ 440,884</u></u>



Roberts & Greene, PLLC

INDEPENDENT AUDITOR'S COMMUNICATION TO MANAGEMENT

To the Members of the Board of Selectmen
Town of Albany
Albany, New Hampshire

In planning and performing our audit of the financial statements of the governmental activities, the major fund, and the aggregate remaining fund information of the Town of Albany as of and for the year ended December 31, 2021, in accordance with auditing standards generally accepted in the United States of America, we considered the Town's internal control over financial reporting (internal control) as a basis for designing audit procedures that are appropriate in the circumstances for the purpose of expressing our opinions on the financial statements, but not for the purpose of expressing an opinion on the effectiveness of the Town's internal control. Accordingly, we do not express an opinion on the effectiveness of the Town's internal control.

A deficiency in internal control exists when the design or operation of a control does not allow management or employees, in the normal course of performing their assigned functions, to prevent, or detect and correct, misstatements on a timely basis. A material weakness is a deficiency, or a combination of deficiencies, in internal control, such that there is a reasonable possibility that a material misstatement of the entity's financial statements will not be prevented, or detected and corrected, on a timely basis.

Our consideration of internal control was for the limited purpose described in the first paragraph and was not designed to identify all deficiencies in internal control that might be material weaknesses. Given these limitations during our audit, we did not identify any deficiencies in internal control that we consider to be material weaknesses. However, material weaknesses may exist that have not been identified.

We do want to discuss the following other matters:

Approval of Manifests

We noted that manifests are not signed by a majority of members of the Board of Selectmen. In most cases, neither are invoices. We recommend that a majority of the board signoff or initial the manifests before checks are issued.

Trustees of Trust Funds Bank Accounts

We noted that the Trustees of Trust Funds maintain two bank accounts per trust account. The reason is that one account allows for the Town to earn interest, while the other account allows for checks to be drawn. The checking accounts, however, require a \$5,000 minimum balance. The result is that \$35,000 of the total balance held by the Trustees does not earn interest. We recommend the Trustees consider opening one "disbursement" checking account and use that for all trust account disbursements, with the remaining funds held in interest bearing accounts.

This communication is intended solely for the information and use of the Board of Selectmen, and others within the Town of Albany, and is not intended to be, and should not be, used by anyone other than these specified parties.

June 23, 2022

Roberts & Greene, PLLC

47 Hall Street ■ Concord, NH 03301
603-856-8005 ■ 603-856-8431 (fax)
info@roberts-greene.com

SCHOOL DISTRICT OF ALBANY

SCHOOL BOARD

Tim Sorgi, Chair

Daniel Bianchino, Vice-chair

Curtis Coleman (appointed to fill Joe Ferris's term which expires in 2023)

Term Expires 2025

Term Expires 2024

Term Expires 2023

MODERATOR

Edward Alkalay

TREASURER

Anne Merrow

CLERK

Anne Merrow

AUDITORS

Roberge & Company

SCHOOL ADMINISTRATIVE UNIT NO. 9 STAFF (447-8368)

Kevin Richard, Superintendent of Schools

Dr. Kathryn Wilson, Assistant Superintendent

Pamela Stimpson, Director of Special Services

James Hill, Director of Administrative Services

Brigitte Ouellette, Director of Budget & Finance

Cheryl Cook, Finance Manager

Michelle Leahy, Payroll Manager

Siiri Chase, Human Resources Manager



**ALBANY SCHOOL DISTRICT WARRANT
STATE OF NEW HAMPSHIRE**

To the Inhabitants of the School District of Albany, in the County of Carroll, State of New Hampshire, qualified to vote on District affairs:

You are hereby notified to vote for School District Officers at the Town Hall in Albany on the 14th day of March 2023. The polls will open for this purpose at 10:00 a.m. and will not close before 6:00 p.m.

ARTICLE 1. To elect a Moderator for the ensuing year.

ARTICLE 2. To elect a Clerk for the ensuing year.

ARTICLE 3. To elect one member of the School Board for the ensuing three years.

ARTICLE 4. To elect a Treasurer for the ensuing year.

YOU ARE ALSO NOTIFIED TO MEET AT THE SAME PLACE AT 7:00 P.M. TO ACT UPON THE FOLLOWING SUBJECTS:

ARTICLE 5. To see if the School District will vote to raise and appropriate the sum of \$1,715,520 for the support of schools, for the payment of salaries for school district officials and agents, and for the payment of the statutory obligations of the District, with \$28,480 offsetting this amount from various grants. This article does not include appropriations voted in other warrant articles. (Majority vote required) (Recommended by the School Board 3-0-0)

ARTICLE 6. To see if the residents of Albany are in favor of directing the Albany School Board to notify the Conway School District to terminate the k-6 tuition agreement that expires in June, 2026. This would provide the three year notice as required in the existing tuition agreement with Conway. This article is advisory only and is non-binding.

ARTICLE 7. To transact any other business that may legally come before this meeting.


Given under our hands, this 14th day of February 2023.



Daniel Bianchino




Curtis Coleman



Timothy Sorgi


A TRUE COPY OF WARRANT - ATTEST



Daniel Bianchino



Curtis Coleman



Timothy Sorgi

Albany School District
FY24 Proposed Budget

		Budget FY21 7/1/20-6/30/21	Actuals FY21 7/1/20-6/30/21	Adopted Budget FY22 7/1/21-6/30/22	Actuals FY22 7/1/21-6/30/22	Adopted Budget FY23 7/1/22-6/30/23	Proposed Budget FY24 7/1/23-6/30/24
1100 REGULAR EDUCATION							
1	11-10-1100-5560-0101	\$ 768,408	\$ 768,409	\$ 854,904	\$ 854,904	\$ 630,600	\$ 826,279
2	11-10-1100-5560-0102	\$ 281,486	\$ 281,486	\$ 148,076	\$ 148,076	\$ 186,756	\$ 243,932
3	11-10-1100-5560-0103	\$ 386,594	\$ 386,594	\$ 521,534	\$ 521,534	\$ 499,689	\$ 378,474
4	11-10-1100-5561-0101	\$ 24,201	\$ 24,200	\$ 32,992	\$ 32,992	\$ 19,902	\$ 21,775
5	11-10-1100-5561-0102	\$ 10,507	\$ 10,507	\$ 2,382	\$ 2,382	\$ 8,680	\$ 7,764
6	11-10-1100-5561-0103	\$ 17,473	\$ 17,473	\$ 14,904	\$ 14,904	\$ 14,695	\$ 13,461
7	11-10-1100-5562-0101	\$ 570	\$ 570	\$ 584	\$ 584	\$ 555	\$ 563
8	11-10-1100-5562-0102	\$ 622	\$ 622	\$ 640	\$ 640	\$ 625	\$ 617
9	11-10-1100-5562-0103	\$ 1,215	\$ 1,215	\$ 1,238	\$ 1,238	\$ 1,202	\$ 1,203
	TOTAL 1100 REGULAR EDUCATION	\$ 1,491,076	\$ 1,491,076	\$ 1,577,254	\$ 1,577,254	\$ 1,362,704	\$ 1,494,068
							9.64%
1200 SPECIAL EDUCATION							
10	11-10-1200-5522-0120	\$ 3,700	\$ 5,416	\$ 7,450	\$ 19,788	\$ 6,000	\$ 4,050
11	11-10-1200-5330-0135	\$ 13,400	\$ 4,860	\$ 10,000	\$ 3,489	\$ 8,200	\$ 4,500
12	11-10-1200-5560-0109	\$ 155,535	\$ 144,791	\$ 135,000	\$ 42,081	\$ 162,000	\$ 54,000
	TOTAL 1200 SPECIAL EDUCATION	\$ 172,635	\$ 155,067	\$ 152,450	\$ 65,358	\$ 176,200	\$ 62,550
							-64.50%
13	11-10-2140-5330-0120	\$ 100	\$ 73	\$ 100	\$ 1,348	\$ 2,200	\$ 3,240
	TOTAL 2140 PSYCHOLOGICAL SERVICES	\$ 100	\$ 73	\$ 100	\$ 1,348	\$ 2,200	\$ 3,240
							47.27%
14	11-10-2150-5330-0120	\$ 6,600	\$ 3,980	\$ 2,600	\$ 1,568	\$ 5,050	\$ 100
	TOTAL 2150 SPEECH SERVICES	\$ 6,600	\$ 3,980	\$ 2,600	\$ 1,568	\$ 5,050	\$ 100
							-98.02%
15	11-10-2160-5330-0120	\$ 9,600	\$ 9,614	\$ 9,300	\$ 4,332	\$ 4,700	\$ 2,025
	TOTAL 2160 OCCUPATIONAL THERAPY SERVICES	\$ 9,600	\$ 9,614	\$ 9,300	\$ 4,332	\$ 4,700	\$ 2,025
							-56.91%
2310 SCHOOL BOARD SERVICES							
16	11-10-2310-5110-0074	\$ 1,600	\$ 1,600	\$ 1,600	\$ 1,600	\$ 1,600	\$ 1,600
17	11-10-2310-5260-0044	\$ 400	\$ 439	\$ 450	\$ 266	\$ 450	\$ 450
18	11-10-2310-5330-0047	\$ 3,500	\$ 1,652	\$ 3,500	\$ 5,865	\$ 3,500	\$ 3,500
19	11-10-2310-5390-0017	\$ 3,000	\$ 3,000	\$ 3,000	\$ 3,000	\$ 3,000	\$ 3,000
20	11-10-2310-5390-0074	\$ 650	\$ 650	\$ 650	\$ 650	\$ 650	\$ 650
21	11-10-2310-5390-0117	\$ 357	\$ 357	\$ 500	\$ 393	\$ 500	\$ 500
22	11-10-2310-5520-0035	\$ 535	\$ 500	\$ 535	\$ 404	\$ 562	\$ 432
	TOTAL 2310 SCHOOL BOARD SERVICES	\$ 10,185	\$ 8,198	\$ 10,235	\$ 12,177	\$ 10,562	\$ 10,132
							-1.27%
23	11-10-2320-5311-0104	\$ 26,773	\$ 26,773	\$ 25,097	\$ 25,097	\$ 29,087	\$ 30,105
	TOTAL 2320 SAU SHARE	\$ 26,773	\$ 26,773	\$ 25,097	\$ 25,097	\$ 29,087	\$ 30,105
							3.50%
2720 PUPIL TRANSPORTATION							
24	11-10-2720-5513-0120	\$ 115,758	\$ 115,420	\$ 119,081	\$ 106,189	\$ 112,020	\$ 113,200
25	11-10-2720-5519-0120	\$ -	\$ -	\$ -	\$ -	\$ 100	\$ 100

Albany School District
FY24 Proposed Budget

	Budget FY21 7/1/20-6/30/21	Actuals FY21 7/1/20-6/30/21	Adopted Budget FY22 7/1/21-6/30/22	Actuals FY22 7/1/21-6/30/22	Adopted Budget FY23 7/1/22-6/30/23	Proposed Budget FY24 7/1/23-6/30/24	
TOTAL 2720 PUPIL TRANSPORTATION	\$ 115,758	\$ 115,420	\$ 119,081	\$ 106,189	\$ 112,120	\$ 113,300	1.05%
5251 CAPITAL RESERVE							
CAPITAL RESERVE	\$ -	\$ 73,341	\$ -	\$ -	\$ -	\$ -	
TOTAL 5251 CAPITAL RESERVE	\$ -	\$ 73,341	\$ -	\$ -	\$ -	\$ -	
GENERAL FUND TOTAL	\$ 1,832,727	\$ 1,883,542	\$ 1,896,117	\$ 1,793,322	\$ 1,702,323	\$ 1,715,520	0.78%
WARRANT ARTICLES							
SPECIAL EDUCATION CAPITAL RESERVE FUND	\$ 15,000	\$ -	\$ -	\$ -	\$ 15,000	\$ -	
WARRANT ARTICLES TOTAL	\$ 15,000	\$ -	\$ -	\$ -	\$ 15,000	\$ -	
GRANTS							
IDEA	\$ -	\$ -	\$ 10,500	\$ -	\$ 10,500	\$ 28,480	
GRANTS TOTAL	\$ -	\$ -	\$ 10,500	\$ -	\$ 10,500	\$ 28,480	
GRAND TOTAL FOR APPROPRIATION	\$ 1,847,727	\$ 1,883,542	\$ 1,906,617	\$ 1,793,322	\$ 1,727,823	\$ 1,715,520	-0.71%

26

27

28

Albany School District Minutes March 8, 2022

In Attendance: Tim Sorgi, Chair, Daniel Bianchino, Vice –Chair, Curtis Coleman, Ed Alkalay, Moderator, Kevin Richard, SAU #9 Superintendent, Kathleen Carrier (Acting as Clerk for Anne Merrow)

Meeting called to begin by Moderator at 7:00 pm.

ARTICLE 1. Ed Alkalay was elected Moderator for a 1-year term with 53 votes.

ARTICLE 2. Anne Merrow was elected Clerk for a 1-year term with 4 votes.

ARTICLE 3. Timothy Sorgi was elected School Board Member for a 3-year term with 43 votes.

ARTICLE 4. Curtis Coleman was elected School Board member for a 1-year term with 51 votes.

ARTICLE 5. Anne Merrow was elected Treasurer for a 1-year term with 8 votes.


ARTICLE 6. To see if the School District will vote to raise and appropriate the sum of \$1,712,823 for the support of schools, for the payment of salaries for school district officials and agents, and for the payment of the statutory obligations of the District, with \$10,500 offsetting this amount from various grants. This article does not include appropriations voted in other warrant articles. (Majority vote required) (Recommended by the School Board 3-0-0) Johnny Eastman made the motion to bring to the floor. Kelly Robitaille seconded the motion. Passed as written

ARTICLE 7. To see if the School District will vote to raise and appropriate the sum of \$15,000 to be placed in the Capital Reserve Fund (Special Education), previously established for this purpose. (Majority vote required) (Recommended by the School Board 3-0-0) Johnny Eastman made the motion to bring to the floor. Alvin (Buzz) Coleman seconded the motion. Passed as written

No other voted upon business.

The meeting adjourned.

Respectfully submitted,



Kathleen Carrier
Acting Clerk, Albany School District

SUPERINTENDENT'S REPORT

By Kevin Richard

The 2022-23 school year opened with hopes of returning to school in a post pandemic state. Although the impact of COVID is something that we are dealing with, it is refreshing to bring our community back into the schools. Community and parents were able to attend open houses, sporting events, concerts, and conferences with no restriction. Engaging parents/guardians directly in the educational process is a continued goal for our staff and administrators.

We will continue to honor the traditions of the past, while transitioning for the future. As we prepare students for a very different future than what was experienced a generation ago, it is important to recognize the changes necessary in education to achieve our vision.

It came as no surprise that students had to “relearn” how to function in a school environment free of restrictions on social engagement that did not involve electronic screens. For some students this reintegration back into the school environment requires additional levels of support. Through the use of federal ESSER grant funds the district was able to hire a high school social worker and family support liaison to help those in need of support.

In the Spring of 2022 the towns of Albany, Bartlett, Conway, Eaton, Freedom, Jackson, Madison, and Tamworth continued to have conversations regarding educating high school students. The current tuition agreement is due to expire in 2027 with notification to exit the agreement in 2024. It is hard to believe that Kennett High School and the Mount Washington Valley Career and Technical Center are closing in on twenty years of serving the community.

Administrators worked collaboratively to revise the SAU 9 report card to provide several data points to help provide a better understanding of how the district is performing. The report card, along with individual district strategic plans help chart the course to determine goals and action steps that will lead to increased achievement.

SAU 9 has a dedicated group of school board members, administrators, staff and community partners who are committed to the accountability and improvement of our educational system while being respectful to the financial obligation of the taxpayers. We ask that you continue to support the quality school education that is afforded to the students in Mount Washington Valley.

KENNETT HIGH SCHOOL

2023 Principal's Report

By Kevin Carpenter

Kennett High School for the first time since the pandemic is moving forward without planning around mitigation strategies, cohorting, or reducing class sizes. As such we have made several changes to provide students with greater opportunities for learning, depth of instruction, and increased time to allow for more robust experiences. We are continuing to use the 4x4 block schedule model, and are looking at ways to expand upon this model for upcoming school years so that we can most positively impact both learning and teaching. We continue to explore ways to increase student exposure to real world problems of practice, which provide them with relevant and rigorous instruction and produce high quality student learning and work.

We are excited to share that we are in the process of reorganizing the Kennett High School Administrative team. We recognize that if we are going to be successful as an organization that it is necessary to make changes that will best serve the needs of our current students. The first phase of this change occurred over the summer when we made the shift to creating two Dean positions, one for grades 9-10 and one for grades 11-12. This was done by restructuring the previous Assistant Principal position, as well as the previous MWV Academy Director/Student Advocate Position. The newly formed dean positions are supporting students in their grade spans, as well as overseeing student behavior and discipline, but their role goes beyond just the traditional vice principal or assistant principal position, which is why we felt it very important to have a new title for them. We are continuing to review our administrative team, and look to provide the best possible administration we can to serve the students, faculty, families, and community members that make up the Mount Washington Valley.

We continue to be a NEASC accredited school and our next report will be the 5 year self report. The NEASC ten year report, and the subsequent two year follow up report have been completed and the feedback regarding these reports continues to help drive the work that we are doing as an organization. The biggest item we continue to work on is the full implementation of the SAU 9 Portrait of a Learner. This year all schools in SAU 9 have put a strong emphasis on making sure staff, students, and families are not only aware of the Portrait of a Learner, but also what the four tenets of the portrait are. These include communication, process, character, and mindset. Kennett High School has been teaching all of these tenets, but particular focus has been put on the area of character, as coming out of the pandemic the building up of the school community is essential with students having felt isolated over the past several years.

The students at Kennett High School have shown great resilience but there have been many struggles within some members of our student body and we are continuing to support them. In addition to the School Social Worker position we were able to create last year using ESSER funds, we have also been able to bring on board a Family Support Liaison to provide another layer of support for some of our students that are most impacted, including in the areas of anxiety, peer to peer relationships, effective communication (particularly through social media), and increased

substance use (especially vaping). We are actively working to address this in a variety of ways, but increasing the number of supports within our suite of services offered by our school counseling curriculum is a major one.

Academically we continue to see our students thrive and grow, as they pursue a wide variety of postsecondary opportunities including the workforce, military, two year, and four year colleges. We have definitely noticed the trend of students carefully looking at their postsecondary pathways and analyzing the best one for them with the cost of college tuition continuing to be on the rise in many two and four-year institutions. Students are looking to be responsible about their decision and the debt they may need to incur for that continued education. With that said, our students continue to be accepted into outstanding programs in New England and beyond. This includes schools that have prestigious academic standards, as well as schools that are prestigious for their industry recognized development. Students in our Career and Technical Education programs continue to thrive and demonstrate that they have multiple pathways for their post-secondary success, as well as the opportunities to earn college credits while in attendance here at Kennett High School.

Civically, Kennett continues to have students that make a tremendous impact on our local community. Our service organizations have students volunteering across the Mount Washington Valley. Our chapter of the Key Club remained one of the top chapters across New England and earned numerous accolades for the work they did last year, all while doing this in a global pandemic. Further, the KHS Honor Societies (Nation, Spanish, French, Tri-M, and Technical) all continue to support our local Valley through a host of different group and individual projects.

Kennett High School continues to offer a very rich athletic, and non-athletic, co-curricular program for our students to participate in. During the fall season, while crowning no State Champions, we had a very successful season and saw growth in several of our programs. Additionally, we welcomed several new head coaches to the athletic department, and they were met with much success. We continue to have a high rate of student participation. We were fortunate to be able to offer our full slate of programming and were able to host the New England Regional Championship for mountain biking. We are currently underway in our winter sports season, and hope to build on the success we had last year, where we captured championships in both girls alpine and nordic. Additionally, we were runners up in the state for ski jumping.

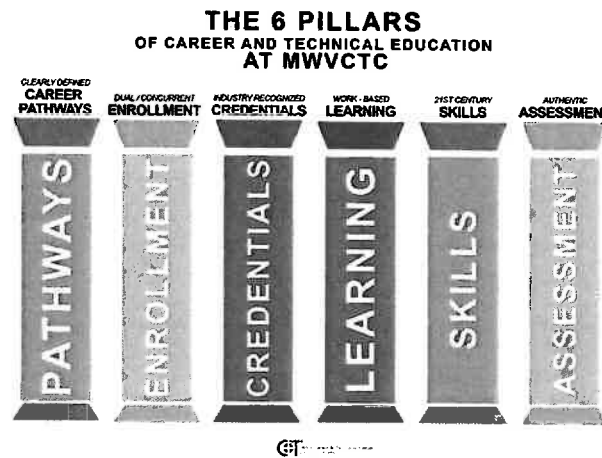
In closing I would like to thank our students, staff, parents, and the greater Mount Washington Valley community for helping to support Kennett High School and all schools in the Conway School District. We are committed to continuing to expand the educational opportunities for our students, grow our relationships and partnerships, and refine our practices all to best meet the needs of our students. Thank you and we look forward to completing another great year.

Director's Annual Report January 2023

Greetings from the Mount Washington Valley Career and Technical Center!

MWVCTC is an active educational experience that draws students into authentic work environments firmly helping them to chart their futures and providing the instruction and experience that will set them on the path toward achieving college and career aspirations. Each of our fourteen programs defines what students should know and be able to do after completing a two-or-three year program of study. Today's cutting edge, rigorous and relevant Career and Technical Education (CTE) prepares students for a wide range of high-wage, high-skill, and high-demand careers.

CTE has many facets that go into the planning, preparation, and execution of each and every program in order to prepare our students for successful college and career readiness. As such, the graphic below illustrates the six pillars used to evaluate all programs and their efficacy. These six pillars are at the forefront of CTE program design, development and execution in order to achieve excellence.



Highlights from the year include:

Extended Learning Opportunities (ELOs) (Christine Thompson): January is officially ELO month in New Hampshire! Christine Thompson was nominated and appointed to be the North Country ELO representative for the state ELO Leadership Team. She is honored to be chosen and is excited for the opportunity. In December, we collaborated with two new partners: Ragged Mountain Equipment and The White Mountain Board of Realtors to offer some amazing and innovative opportunities for students. Ragged Mountain Equipment has taken on intern, Samantha Hebert-Jaques, to help her explore the field of textile production and design. The White Mountain Board of Realtors is partnering with us to offer two Journalism ELOs which will result in an English credit as well as a \$500 scholarship from the White Mountain Board of Realtors. We appreciate the "outside the box" thinking that these two new partners have shown. Hands-on, real-world opportunities benefit our students as well as the Valley as a whole.

Aviation (Joe Riddensdale): As part of our STEM Aviation program we have begun an Aviation Mechanics class on Saturday mornings at the Fryeburg airport. This class is being treated as an ELO as it is off school grounds and outside of school hours. This past summer the Eastern Slope Aviation Academy received a generous donation of a 1971 Grumman American aircraft from a local pilot. The aircraft hadn't been flown in years and is in need of rebuilding in order to become airworthy. As such, the aircraft will become a project for the Eastern Slope Aviation Academy (ESSA) students and members who are interested in learning aviation mechanics, avionics, body repair, and painting. All work will be done under the supervision of an FAA licensed AP/IA mechanic. It will take about three years to complete the project. The project will be overseen by Ben Mosher of Mosher Aviation, AP/IA and ESSA board member Glenn Mori, who is resoring his own Grumman, will be our project manager.

Career Technical Student Organizations (CTSOs) Competition Season 2022:

DECA Marketing (Greg Allain):

Joce Anzaldi - Entrepreneurship Series - Two 1st place medals; 1st place overall; ICDC qualifier

Lilla Synnott - Quick Serve Exam - 1st place medal

Kaia Chakravadhanula - Sports & Entertainment Marketing - One 1st place medal; One 2nd place; One 3rd place medal; 1st place overall; ICDC qualifier

Kendall Krieger - Quick Serve - One 2nd place medal; 3rd place overall; ICDC qualifier

Abigail Smith - Apparel & Accessories Management - Three 3rd place medals; 3rd place overall; ICDC qualifier

Kate Vaughan - Food Marketing - One 3rd place medal

Kendyl Shackford - Human Resources - One 3rd place medal

Spencer Ballou - Marketing Communication Series - One 3rd place medal

Nate Lynn - Restaurant and Food Service Management - One 3rd place medal; 3rd place overall; ICDC qualifier

Total medals won = 17 Four students qualified to go to the International DECA Competition (ICDC) in Atlanta in April.

Culinary Arts (Bryant Alden, Mary Donovan): Students secured 3rd place overall in the NH ProStart Culinary Competition. Team members included: Liam Narducci, Annabell Light, Tianna Calderon, Brayden McGaffigan, and Evan Morin. Additionally the students were awarded one 3-credit course at White Mountain Community College (\$750 value), \$1000 scholarship to Culinary Institute of America, and a \$500 scholarship to Johnson & Wales University.

HOSA (Health Occupation Students of America) (Kathleen Maynard):

Behavioral Health: Abby Novak - GOLD

Medical Law and Ethics: Jozelyn Henry - BRONZE

Nutrition: Isabel Higgins – GOLD, Jordan Meier – SILVER, Elizabeth Bouchard - BRONZE

Skills USA (Joe Riddensdale, Paul Cail, Dan Mack, Jim Harrington):

Architectural Drafting: Brigitte Goldthorpe - GOLD

Carpentry: Reed Karnopp - GOLD

Computer Programming: Adam Schmidt - BRONZE

Power Equipment Technology (Auto): Dylan Sportum - SILVER

Technical Drafting: Will Metz - GOLD Devon Glackin - SILVER

Educators Rising (Kelley Murphy):

Educators Rising Moment: Remi Snowden

Children's Literature PreK: Ivy Zipf

Taylor Garland Children's Literature K-3: Jocelyn Henry

Children's Literature K-3 and Creative Lecture: Katie Brooks

We have National Champions!

Congratulations to Ivy Zipf (Class of 2024) and Katie Brooks (Class of 2022) who placed 3rd and 2nd in their respective categories, Children's Literature Pre-K and Children's Literature K-3 at the Educators Rising National Conference held in Washington, DC June 23-27th.

Future Business Leaders of America (Corey Genest):

Career Portfolio: Madeline McGrath – GOLD (\$500 scholarship to Lakes Region Community College)

Business Communication: Fabiana Drainville - BRONZE

Organizational Leadership: Stella Keeler – BRONZE Spencer Ogren – 4th place

Introduction to FBLA: Sophia Hansen – SILVER

CTE Student of the Year: The 17th annual North Country Scholars Recognition Ceremony, sponsored by the North Country School Administrators Association, was held May 26 in Whitefield. This event honors the valedictorians, salutatorians, and outstanding Career & Technical Education students throughout the North Country. This year's Most Outstanding CTE student of the Year is Reed Karnopp. Reed was selected unanimously by the 17-member faculty and staff of the MWVCTC. Reed has been the recipient of numerous awards throughout his high school career and has participated in many hours of community service. Reed will attend Central Maine Community College on a full scholarship where he will major in Electromechanical Technology with plans to become an electrician.

NASA HUNCH Annual Recognition Ceremony: On June 1st, streaming live from the Johnson Space Center in Houston and the University of Montana, the directors of the NASA HUNCH program honored ten students for their participation in the space flight hardware program in compliance with NASA's stringent requirements. The students' precision machined parts support the International Space Station (ISS) and human flight program. The directors noted that these ten students "have performed diligently in the production of both training and flight precision hardware and documentation as it relate to quality assurance." This year the students completed 42 rail housings for handrails the astronauts use in the ISS and 100 studs and bases for the single stowage lockers. Each student received a letter of recognition from the directors. Additionally, five of the students received a special certification from NASA HUNCH - Space Flight Hardware Manufacturing Quality Assurance and Inspection Proficiency Certification. The students receiving this certificate have performed and proven proficient in dimensional inspection, metrology, material traceability and documentation, as it relates to quality assurance in the production of space flight hardware. Parents, students, faculty, staff, Representatives Woodcock and Umberger and a member of Senator Hassan's office were in attendance for the ceremony. A letter from Senator Shaheen was read aloud honoring and thanking the students.

Health Science Technology (Kathleen Maynard): Congratulations are in order as seven Health Science Technology LNA students passed their NH state competency exam on June 6th. The exam consists of multiple choice questions and a rigorous hands-on competency/skills assessment. They studied a great deal and have been dedicated to obtaining their 60 clinical hours over the last 5 months at the Merriman House. All of them are planning to join the workforce as local LNAs. This is a major stepping stone on their way into career pathways in the medical field.

School to Career Camps (Joe Riddensdale and /Corey Genest): The MWV School to Career Partnership week-long summer camps are designed to introduce local middle school youth to the variety of programs offered at KHS/MWVCTC and career opportunities available in the valley. This coalition between the Mt. Washington Valley business community and the nine area schools in SAU#9 and #13, as well as MSAD 72, and Fryeburg Academy has made this one of the most successful summers ever. The majority of camps are for middle school youth entering grades 7, 8, or 9. The FAA ACE Camp for STEM Aviation is available to youth entering grades 8, 9, or 10. Thanks to a generous grant, each week-long program was FREE for all students in 2022. In addition to the FAA ACE Camp, the following camps were offered: Photography, Mission to Mars, Robotics, Science (Gems and Minerals), Culinary, Construction, Health, and Video Game Design. New this year was the addition of a "Sampler Camp" which was a week-long camp that offered a different program each day.

NASA HUNCH Interns at Johnson Space Center (Andy Shaw): Three students from our Advanced Manufacturing program were offered internships at NASA's Johnson Space Center in Houston this summer. The six-week internship was only offered to 5 students in the U.S. The students returned with a greater understanding and appreciation for the work we do for the HUNCH program which supports the International Space Station. They also acquired many new skills and worked side-by-side with NASA engineers and machinists. The students did an outstanding job and received high accolades from the director of the HUNCH program. In an email to Andy Shaw and myself, he stated, "Your students continually make an amazing impression! The students even asked for more work to do in between operations. So not only are they running the CNC equipment continuously, they are fixing parts from other schools on the manual lathes at the same time. Impressive. (They) can be proud for sure."

As one of twenty-eight centers established by the state of New Hampshire to bring modern technical education and training to students in our Valley our Center has been an innovator and leader in the field of CTE. Please feel free to contact me for further information and/or if you would like a tour of our center.

-Virginia Schrader, Director

KENNETT MIDDLE SCHOOL

2023 Principal's Report

By Rick Biche

A. Crosby Kennett Middle School is a thriving community of 240 students. Supported by our core academic teams, Unified Arts and Special Education, students are engaged in a variety of learning activities across their classes. Built on the pillars of Kindness, Involvement, Determination and Spirit our team approach continues to create successful transitions for our incoming 7th graders while supporting the unique needs of this age group as they move through 8th grade and prepare for high school.

Kennett Middle School is committed to embracing the SAU 9 Portrait of a Learner and ensuring all students have opportunities to develop in the areas of the four tenets of the Portrait: Character, Mindsets, Communication, and Processes. If you were to visit Kennett Middle School you would find students collaborating on research and presenting ideas in social studies, solving problems in math classes, applying learning to real projects in tech class, testing hypotheses in science labs, conversing in Spanish, creating art and music and so much more. The walls in the classrooms and in the halls are adorned with student work showing off their learning and talents. These students should be proud of their accomplishments and the community should be proud of the work they do.

With changes in our structure this year all students have an academic day composed of four core academic classes, Literacy, Math, Science and Social Studies along with one Unified Art class. Over the course of the year students will take each of our six Unified Arts classes, Physical Education, Music, Tech, Art, Health/FACS and World Language. In addition to these scheduled classes students have a 25 minute reading block, Read Every Day, or RED time as well as a Flex block and Advisory.

This past spring and summer our incoming 7th grade students had opportunities to transition to the Middle School through meetings, tours and visits. Beginning in the spring, Principal Rick Biche, together with Guidance Counselor Alison Thornton and Family Support Liaison Aly McAllister, met with each sixth grade classroom taking the time to talk with kids and lay out what it looks like to come to middle school. A later visit, where Mrs. Thornton brought an alumni student to each school to meet and answer questions, gave these eager kids an even better picture. In addition, there are tours, transition days and meetings to help ensure the best possible transition for everyone. It is amazing to watch how, over the short span of a few weeks, these new 7th graders fully learn the ins and outs of the day, becoming middle school students.

As we look ahead to this spring we are planning events to help transition our outgoing 8th grade students to high school. This includes career interest surveys through the Future Learning Pathways project. This will help students and families make more informed decisions regarding class selection for high school. While students would not be expected to be able to neatly answer the question of what they want to do when they grow up, having ideas connected to their interests and strengths can help to bring a relevance and personal connection to their studies as well as inform their decisions as they move through high school.

This year we were excited to introduce Student Led Conferences into our plans two times over the course of the year. Student Led Conferences provide students an opportunity to develop their academic and professional

mindsets through reflection on their own learning and goal setting. Our fall Student Led Conference was highly successful with over 80% attendance on the day of the conferences. Following the conferences, we gathered feedback from families and will use that to guide both our upcoming spring Student Led Conferences as well as those for next year.

Professional development this past year has been driven by the needs that we identified last year and are in alignment with our focus on instruction, assessment and environment. Staff are looking at ways that our current practices integrate with the SAU 9 Portrait of a Learner. This year we are focusing on the tenets of Character and Mindsets as these have strong overlap with our tradition of the KIDS values, Kindness, Integrity, Determination and Spirit. We have revised our KIDS Awards program to include whole school recognition and parent involvement.

Professional development for mathematics this year has focused on instructional strategies to increase achievement through developing classroom strategies promoting a math mindset while implementing our new curriculum resource, Illustrative Mathematics. This work is supported by the Conway School District Math Instructional Coach, involvement in the Math Lab Cohort, and a variety of professional development days. The work teachers are doing focuses on clarifying specific learning outcomes for individual students as well as the class in connection with the learning progression for math. Creating extensive work time for students during the class with a focus on small group and individual instruction, helps to support developing students' mathematical thinking, problem solving and skills.

Literacy staff are working to embed effective classroom instructional practices that support the growth of our readers and writers in the middle school in a way that challenges students with work at their appropriate learning levels. The goal of this work is to develop further expertise among educators relative to research-based practices in literacy and student engagement, ultimately creating greater cohesion between instruction in reading and writing. Areas of focus have included planning literacy instruction using a workshop structure, developing systems for sustained engagement in independent reading and books clubs, and effectively using conferring to support assessment. As part of this work, teachers participate in the monthly meetings and implement the practices learned within their classroom settings. This work will be co-led by Penny Kittle and Linda Rief.

We are implementing our new core team and data team protocols designed last year to both help improve academic outcomes for students as well as help us to support increased needs for mental health support. Teams are currently looking at student strengths and available data to create targeting instructional goals for students. The core team works to support staff in implementing any needed interventions and also continues to build systems of support both in and out of school for our growing at risk population of students.

A. Crosby Kennett Middle School educates the whole child during a transitional time in their lives. We are dedicated to the vision of reaching the full potential of each and every student and give them genuine caring and individualized attention. Our dedication to our core values promotes the best education for all the students we serve.

CONWAY ELEMENTARY SCHOOL
2023 Principal's Report
By Katy Bedley

Conway Elementary School is a special place. We are made up of many staff members, and even more students, but collectively we are one community. On any given day, you can walk through the halls of CES, that so many parents and grandparents have walked through during their own childhoods, and see warm greetings, smiling faces, high fives, fist bumps, hear encouraging words and excited stories. Looking into classrooms, you will see problem-solvers at white boards, buddy readers, artists, musicians and athletes. You will see relationship building and hard work, and you will see memories being made. Conway EI, as it is known to the community, is a special place indeed.

The 2022-2023 school year began back in the summer of 2022 with the well-attended Cougar Camp. Students played whole group games, many math and reading activities, and STEM/STEAM activities, including volcanoes in the sandbox and plastic cup structures taller than our students. Over the summer, our school was the center for the New Hampshire Food Bank distribution for the community as well.

Our theme this year is Cougar P.R.I.D.E. We celebrate each letter of the word PRIDE, as each letter stands for an important component of our Conway EI family. P is for Play, an integral part of each child's growth and development. R stands for relationships. We know that learning thrives when students are comfortable taking risks and that trust requires strong relationships. I is for Inspiration. We can never know just what will spark inspiration in any of us, but we try to develop interest in a wide variety of topics so that wherever students feel inspired, they will know they have the support of their Conway EI family behind them. D is for Dream. Again, the future is unknown but that is okay. We want students to dream big and understand that they can do anything. E is for Engagement and the people who work with these students are the most incredible people. Their love of learning and commitment to students keeps students engaged, whether it is in a fictional village of Marshmallow Hallow, in which students are working on narrative writing, or in Physical Education where scoring bowling becomes much more exciting with tournament brackets and the use of Christmas and black lights to form bowling lanes.

Our staff have engaged in a multitude of learning experiences this year including workshops with Penny Kittle and Linda Reif to develop further expertise among SAU 9 educators relative to research-based practices in literacy and student engagement, ultimately creating greater cohesion between instruction in reading and writing. Additionally, there has been frequent and regular professional development and collaborative opportunities around our instructional approach to mathematics. The focus of which has been the inclusion of the mathematical practices within the workshop model. We even had a staff member at the top of Mt. Washington, livestreaming with students in the classroom to talk to them about snow and snowflakes as well as weather conditions to connect with what they were learning about in class.

It is not only the people within the walls of Conway EI that make our school family what it is. The community members and groups that are always willing to partner with us to provide opportunities for students are part of our CES community as well. This year we have worked with Conway Public Library, ESSC, Ham Arena, Tin Mountain, the UNH Cooperative Extension, the Conway Recreation Department as well as the Conway Fire Department and the Conway Police Department. These groups further extend the learning experiences of our students beyond the classroom and we are so grateful.

It has been an honor and a privilege to work in such a tight knit community, with such dedicated staff, involved parents and invested community partners. I am proud to be a part of the CES community.

ALBANY SCHOOL DISTRICT
Balance Sheet
June 30, 2022

<u>ASSETS:</u>	General Fund
Cash	\$ 177,656
Interfund Receivables	\$ 24,819
Intergovernmental Receivables	\$ -
Other Receivables	\$ -
<u>TOTAL ASSETS</u>	<u>\$ 202,475</u>
<u>LIABILITIES AND FUND EQUITY:</u>	
Interfund Payables	\$ 23,741
Intergovernmental Payables	\$ -
Other Payables	\$ 52,426
Accrued Expenses	\$ -
Deferred Revenues	\$ 19,931
Unassigned Fund Balance	\$ 106,377
<u>TOTAL LIABILITIES AND FUND EQUITY</u>	<u>\$ 202,475</u>

STATEMENT OF REVENUES
For the Fiscal Year Ended June 30, 2022

<u>REVENUE FROM LOCAL SOURCES:</u>	
Current Appropriation	\$ 986,166
Earnings on Investments	\$ 131
Other	\$ -
<u>TOTAL LOCAL REVENUE</u>	<u>\$ 986,297</u>
<u>REVENUE FROM STATE SOURCES:</u>	
Adequacy Education Grant	\$ 599,062
Statewide Enhanced Education Tax	\$ 219,219
Other (Charter School)	\$ 3,990
<u>TOTAL STATE REVENUE</u>	<u>\$ 822,271</u>
<u>REVENUE FROM FEDERAL SOURCES</u>	
Medicaid	\$ 608
Federal Grants	\$ 10,518
National Forest	\$ 17,752
<u>TOTAL FEDERAL REVENUE</u>	<u>\$ 28,877</u>
<u>OTHER FINANCING SOURCES</u>	
Transfer from Trust Funds	\$ -
<u>TOTAL OTHER FINANCING SOURCES</u>	<u>\$ -</u>
<u>TOTAL REVENUE</u>	<u>\$ 1,837,445</u>

ALBANY SCHOOL DISTRICT
SPECIAL EDUCATION EXPENSES/REVENUE 2020-2021, 2021-2022

EXPENSES: SPECIAL EDUCATION	ACTUAL EXPENSES <u>2020-2021</u>	ACTUAL EXPENSES <u>2021-2022</u>
1200.322.120 Consultant, Spec Educ	\$5,416	\$19,788
1200.330.135 Extended School Year	\$4,860	\$3,489
1200.560.109 Tuition, Special Education	\$144,791	\$42,081
2140.330.120 Psychological Testing/Counseling	\$73	\$1,348
2150.330.120 Speech Testing	\$3,980	\$1,568
2160.330.120 Occupational/Physical Therapy	\$9,614	\$4,332
2720.519.120 Transportation, Special Education	\$0	\$0
5251.930.105 Transfer, Capital Reserve Special Education	\$73,341	\$0
Special Education IDEA Grant	\$16,755	\$10,518
	-----	-----
TOTAL SPECIAL EDUCATION EXPENSES	\$258,829	\$83,124

REVENUE: SPECIAL EDUCATION	ACTUAL REVENUE <u>2020-2021</u>	ACTUAL REVENUE <u>2021-2022</u>
Special Education Aid	\$0	\$0
Medicaid Reimbursement	\$3,446	\$608
NH State Adequacy Allocation	\$33,952	\$34,665
Special Education IDEA Grant	\$16,755	\$10,518
	-----	-----
TOTAL SPECIAL EDUCATION REVENUE	\$54,153	\$45,790

SCHOOL ADMINISTRATIVE UNIT NUMBER 9

2023-24 Budget

	Adopted Revised Budget <u>2022-23</u>	Albany's Share 1.50872% <u>2022-23</u>	Adopted Budget <u>2023-24</u>	Albany's Share 1.54565% <u>2023-24</u>
Other Support Services	\$ 333,312	\$ 5,029	351,303	\$ 5,430
Improvement of Instruction	\$ 37,047	\$ 559	17,250	\$ 267
School Board Services	\$ 21,050	\$ 318	19,557	\$ 302
Office of Superintendent	\$ 325,389	\$ 4,909	347,253	\$ 5,367
Office of Assistant Superintendent	\$ 263,900	\$ 3,982	269,280	\$ 4,162
Office of Business and Finance	\$ 705,809	\$ 10,649	690,733	\$ 10,676
Operations and Maintenance of Plant	\$ 68,386	\$ 1,032	72,761	\$ 1,125
School Transportation	\$ 83,378	\$ 1,258	91,240	\$ 1,410
Retiree Health Insurance	\$ 89,643	\$ 1,352	88,334	\$ 1,365
Gross Budget Total	\$ 1,927,914	\$ 29,087	\$ 1,947,711	\$ 30,105
Net Total Expenses	\$ 1,927,914	\$ 29,087	\$ 1,947,711	\$ 30,105
District Apportionment				

ENROLLMENT (as of January 11, 2023)

Total K-6 ... 33	Total 7- 8 ... 16	Total 9-12 ... 21	
Kindergarten	3	Grade 7	8
Grade 1	3	Grade 8	8
Grade 2	3	Grade 9	2
Grade 3	7	Grade 10	6
Grade 4	8	Grade 11	6
Grade 5	3	Grade 12	7
Grade 6	6		