


**ANNUAL REPORTS of the TOWN OFFICERS
of HANCOCK, NEW HAMPSHIRE**

NHamp
E
44
-H36
2011



For the Year Ending December 31, 2011

**TOWN OF HANCOCK
INCORPORATED 1779**

OFFICES

TOWN OFFICE BUILDING

office@hancocknh.org

SELECTMEN'S OFFICE

select@hancocknh.org

50 MAIN STREET - 525-4441

MONDAY - FRIDAY 8:30 - 4:30 P.M. (SEPTEMBER - JUNE)

MONDAY - THURSDAY 8:00 - 5:00 P.M. (JULY & AUGUST)

FRIDAY 8:00 - NOON (JULY & AUGUST)

TAX COLLECTOR

tax@hancocknh.org

MONDAYS & WEDNESDAYS 11:00 A.M. - 1:00 P.M.

DAY TAXES ARE DUE/DAY OF LIEN 9-5 P.M.

TOWN CLERK

clerk@hancocknh.org

MONDAY 6:00 - 9:00 P.M. & WEDNESDAY 3:00 - 6:00 P.M.

Vehicle Registration, Dog License, Vital Records

HANCOCK LIBRARY

LIBRARY HOURS

25 MAIN STREET - 525-4411

MONDAY & WEDNESDAY 2:00 - 6:00 P.M.

TUESDAY & THURSDAY 10:00 A.M. - 7:00 P.M.

SATURDAY 10:00 A.M. - 4:00 P.M.

RECYCLING CENTER - DUMP

HOUSEHOLD DISPOSAL

44 BENNINGTON ROAD - 525-4722

WEDNESDAYS 3:00 - 7:00 AND SATURDAYS 8:00 - 5:00

BURN PILE & DEMOLITION

MONDAY 2:30 - 4:30 PM

SATURDAY 1:30 - 3:00 P.M.

HISTORICAL SOCIETY

OFFICE HOURS

MUSEUM HOURS

7 MAIN STREET - 525-9379

9:00 - 11 A.M. WEDNESDAY YEAR ROUND

2:00 - 4:00 P.M. MEMORIAL DAY - MID OCTOBER

WED. & SAT. JULY & AUGUST

MEETINGS

SELECT BOARD

FIRST THREE MONDAYS OF THE MONTH - 4:00 P.M.

4TH MON. OF THE MONTH - 7:00 P.M. - TOWN OFFICE

PLANNING BOARD

1ST & 3RD WEDNESDAY 7:00 P.M. - TOWN OFFICE

CONSERVATION COMMISSION

1ST TUESDAY AT 7:00 P.M. AT TOWN OFFICE - TOP FLOOR

ZONING BOARD OF ADJUSTMENT

2ND & 4TH WEDNESDAY AS NEEDED - TOWN OFFICE

COMMON COMMISSION

3RD THURSDAY OF THE MONTH AT 7:00 P.M. TOWN OFFICE
(SMALL MEETING ROOM)

RECYCLING COMMITTEE

AS NEEDED, TOWN OFFICE. NOTICE OF MEETING POSTED

RECREATION COMMITTEE

3RD WEDNESDAY AT 6:30 P.M. AT TOWN OFFICE TOP FLOOR

*INDEX CONTNUED ON INSIDE BACK
COVER*

**COVER PHOTO OF THE BETTY PELS BRIDGE BY SARA DOWSE
INSIDE PAGE DRAWING BY ELEANOR AMIDON**

ANNUAL REPORTS
of the
TOWN OFFICERS
of
HANCOCK, NEW HAMPSHIRE

For the Year Ending December 31, 2011



**HANCOCK TOWN REPORT
TABLE OF CONTENTS**

| | PAGE NO. |
|--|----------|
| ADVISORY COMMITTEE | 19 |
| ANNUAL PROPERTY REPORT | 95 |
| ARCHIVES COMMITTEE | 83 |
| AUDITOR'S REPORT | 37 |
| BUDGET | 23 |
| CEMETERY TRUSTEES | 87 |
| CHECKLIST SUPERVISOR | 88 |
| CODE OFFICER'S REPORT | 82 |
| COMMON COMMISSION | 73 |
| CONSERVATION COMMISSION | 77 |
| DEPARTMENT OF PUBLIC WORKS | 59 |
| DETAILED STATEMENT OF PAYMENTS | 33 |
| ENERGY ADVISORY (HEAT) | 80 |
| FIRE DEPARTMENT | 62 |
| FIRE WARDEN | 63 |
| HANCOCK HAPPENINGS | 91 |
| HANCOCK TOWN GOVERNMENT CHART | 12 |
| HEALTH OFFICER | 85 |
| HOME HEALTH CARE & COMMUNITY SERVICE | 92 |
| HISTORICAL DISTRICT COMMISSION | 75 |
| LIBRARY TREASURER | 58 |
| LIBRARY TRUSTEES | 57 |
| LONG TERM DEBT SCHEDULE | 32 |
| MILL ROAD BRIDGE GROUP | 86 |
| MONADNOCK FAMILY SERVICES | 93 |
| PLANNING BOARD | 81 |
| POLICE DEPARTMENT | 65 |
| RECREATION COMMITTEE | 78 |
| RECYCLING (DUMP) COMMITTEE | 68 |
| SCHEDULE OF TOWN PROPERTY | 53 |
| SELECT BOARD REPORT | 17 |
| STATEMENT OF RECEIPTS | 36 |
| STATE OF NH EXECUTIVE COUNCIL | 94 |
| SUMMARY INVENTORY VALUATION | 52 |
| TAX COLLECTOR | 48 |
| TAX RATE 2011 | 54 |
| TOWN CLERK | 70 |
| TOWN LIBRARY DIRECTOR | 55 |
| TOWN MEETING 2011 | 20 |
| TOWN OFFICERS | 3 |
| TREASURER'S REPORT | 30 |
| TOWN WARRANT | 13 |
| TRUST FUNDS | 45 |
| VITAL STATISTICS | 71 |
| WATER COMMISSION | 74 |
| WATER RENT COLLECTOR | 51 |
| WEBMASTER | 90 |
| WELFARE OFFICER | 84 |
| ZONING BOARD OF ADJUSTMENT | 76 |

**HANCOCK TOWN OFFICERS
ELECTED BY BALLOT AT TOWN MEETING**

| <u>ELECTED BY TOWN</u> | <u>TERM EXPIRES</u> |
|-------------------------------|---------------------|
| MODERATOR | |
| Richard Haskins | 2012 |
| SELECT BOARD | |
| Roberta LaPlante | 2012 |
| Carolyn Boland | 2013 |
| John Jordan | 2014 |
| TOWN TREASURER | |
| Lois Haskins | 2013 |
| Barbara E. Caverly, Assistant | |
| TOWN CLERK | |
| Joan Joseph | 2013 |
| Elizabeth Grosjean, Deputy | |
| WATER RENT COLLECTOR | |
| Linda Coughlan | 2012 |
| WATER COMMISSIONERS | |
| Joel Chandler | 2012 |
| Sean Kerwin | 2013 |
| Jeffrey Wilder | 2014 |
| COMMON COMMISSIONERS | |
| Richard Warner | 2012 |
| Michael Fallon | 2013 |
| Patricia Fairchild | 2014 |

LIBRARY TRUSTEES

Laurie Bryan 2012
Mary Garland 2013
Peter Ryner 2014

TRUSTEES OF TRUST FUNDS

Leonard H. Dowse, Chair 2012
John Carlson 2013
Woody Huntington 2014

SUPERVISORS OF THE CHECKLIST

Jane Richards-Jones 2012
Nancy Daniels 2012
Cynthia Amidon 2016

SCHOOL BOARD REPRESENTATIVE

George Kidd 2012

CEMETERY TRUSTEES

John Hayes 2012
Sandra Ceres Weston 2013
G. Jarvis Coffin 2014

****APPOINTED BY THE SELECT BOARD****

TOWN ADMINISTRATOR

Barbara E. Caverly

SECRETARY

Linda E. Coughlan

TAX COLLECTOR

Rennie Timm
Joan Joseph, Deputy

FIRE CHIEF

Nevan Cassidy
John Pirkey, 1st Assistant Chief
Thomas Bates, 2nd Assistant Chief

**OVERSEER OF HEALTH
AND WELFARE**

Linda E. Coughlan
Charles Stevenson, Deputy

AUDITORS

Plodzick and Sanderson Professional Association

DIRECTOR OF PUBLIC WORKS

Kurtis Grasset

HIGHWAY CREW

Jeffrey Wright Allen Young
Robyn Clough Jimmie Herb
Jeffrey Tarr (Resigned)

CHIEF OF POLICE

Andrew Wood

POLICE OFFICERS

Full Time
Nicholas Weeks Melissa Hetrick
Part Time
John Minichiello Brian Giammarino George Xenakis

AGENT FOR TOWN CLOCK

Robert A. Fogg, Sr.

FEMA/ADA COORDINATOR

Jon Grosjean

PLANNING BOARD RSA 673:2

5 or 7 Members

| | |
|--------------------------|----------------------|
| Richard LeFebvre | 2012 |
| Ellena-Weston Zimmermann | 2013 |
| Daniel LaPlante, Alt. | 2013 |
| Stephen Froling, Chair | 2013 |
| Roberta Nylander | 2013 |
| Thomas Bates | 2014 |
| Mark Stevens | 2014 |
| Carolyn Boland | For the Select Board |

ZONING BOARD OF ADJUSTMENT

5 Members

| | |
|---------------------------|----------------------|
| Linda Renna | 2012 |
| Jon Grosjean | 2012 |
| Alison Rossiter, Chair | 2012 |
| David Carney, Alt. | 2013 |
| Kenneth Chester | 2013 |
| Leonard Dowse, Vice Chair | 2014 |
| Jeffrey Reder | 2014 |
| Daniel Beers | 2014 |
| John Jordan | For the Select Board |

CONSERVATION COMMISSION RSA 36-A:2

| | |
|----------------------------------|----------------------|
| Douglas Payne, Chair | 2012 |
| Charles Kerwin | 2012 |
| Wayne Gordon, Alt. Resigned 2011 | 2013 |
| Eric Masterson | 2013 |
| Tom Ward, Alt. | 2014 |
| Elizabeth Hanson | 2014 |
| Mark DeBanico | 2014 |
| Roberta LaPlante | For the Select Board |

FOREST MANAGEMENT COMMITTEE

| | |
|-----------------|----------------------|
| Kurtis Grassett | Water Commission |
| Mark Ellingwood | At Large |
| John Jordan | For the Select Board |

RECREATION COMMITTEE

| | |
|----------------------------------|----------------------|
| Charles Kerwin | 2012 |
| Cynthia Hixson | 2013 |
| Kary Shumway | 2013 |
| Jeffrey Wilder, Chair | 2014 |
| Roberta LaPlante | For the Select Board |
| Nancy Adams - "Happenings Staff" | |

**RECREATION SUB-COMMITTEE
CONCERT SERIES**

Deb Porter Hayes

SEXTON

Kurtis Grasset

TOWN APPRAISERS

Norm LeBlond
Cross Country Appraisal Group

HISTORIC DISTRICT COMMISSION

| | |
|---------------------|------------------------|
| Glenda Lewis | 2012 |
| Nancy Gamble | 2012 |
| David Drasba, Chair | 2013 |
| Ruth Wilder, Alt. | 2013 |
| Deb Sampson | 2013 |
| Dennis Rossiter | 2014 |
| Timothy Lord | 2014 |
| Roberta LaPlante | For the Select Board |
| Roberta Nylander | For the Planning Board |

CODE ENFORCEMENT OFFICER

Charles Stevenson

TRANSFER/RECYCLE COMMITTEE

| | |
|-----------------|-----------------------|
| George Salazar | 2012 |
| Dorothy Hird | 2012 |
| Mark Monkton | 2012 |
| Clay Sherman | 2012 |
| Dennis Caldwell | 2013 |
| Pierce Rigrod | 2013 |
| Kurtis Grassett | Public Works Director |
| John Jordan | For the Select Board |

CIP COMMITTEE

Alison Rossiter Lawrence Schwartz
Stephen Froling, Neal Cass

BALLOT CLERKS

Linda Coughlan Barbara Caverly Neal Cass
Clay Sherman Judy Zanca Hunt Dowse
Pat Fairchild Elinor Johnson John Hayes
Mary Garland Kim Brady Tony Brown
Nancy Adams Rennie Timm John Jordan
Carolyn Boland Roberta LaPlante

HANCOCK ENERGY ADVISORY TEAM

Ron Mack Al Daniels Hank Huber
Phil Jones Matthew Hale Ted Leach
Amy Sulborski Kurt Grassett Tom Faber
Nancy Gamble - Resigned John Jordan for the Select Board

****APPOINTED BY RECREATION COMMITTEE****

LIFEGUARDS

Kathryn Cousins, Waterfront Director
Joseph LaCourse Thomas Hughes Carlin Roland Jaclynn Cousins

SUMMER RECREATION PROGRAM

Cynthia Hixson - Director
Nathan Gnade Brady Blanchette Oliva Wilder

****APPOINTED BY STATE****

FOREST FIRE WARDEN

Nevan P. Cassidy - P

**** APPOINTED BY SELECTMEN ON RECOMMENDATION OF FIRE WARDEN****

DEPUTY FIRE WARDENS

John Pirkey - P Tom Bates - P
Kurtis Grasset - P Tom Ball
Mark Thompson Bill Eva
P=Gives Burn Permits

****APPOINTED BY MODERATOR****

BUDGET ADVISORY COMMITTEE

| | |
|--------------|------|
| Pat Payne | 2012 |
| Marsha Kono | 2012 |
| Ben Billings | 2013 |
| Donald Klug | 2013 |
| Ron Mack | 2014 |
| Matthew Hale | 2014 |

****OTHER COMMITTEES****

HANCOCK TOWN LIBRARY

Amy Markus, Library Director
Rennie Timm, Children's Librarian

FIREWORKS

John Hayes Woody Huntington Robin Mose

ARCHIVES COMMITTEE

Eric Aldrich, Chair
Babara Caverly John Hayes
Cynthia Amidon Karen Dudra Marie Fogg
Howard Mansfield Joan Joseph

MEMORIAL DAY 2011

Kenneth Davis, Co-Chair
Dr. Robert Benoit, Co-Chair
Hank Drury Paul Daly Howard Weston

OLD HOME DAY COMMITTEE 2011

Kristen Bernier Bob Fogg, Sr. Barbara Ellis
Melissa Hettrick Siobahn Martin Katie Cousins
Roberta LaPlante for the Select Board

MASTER PLAN WORKING GROUP

Stephen Froling John Hayes Linda Renna
Roberta Bell Ellena-Weston-Zimmermann Tom Ward

**CONTOOCCOOK/NORTH BRANCH LOCAL
ADVISORY COMMITTEE**

Warren Sponsler

REPRESENTATIVE TO GENERAL COURT

Robert Fredette
Holly Mecheski
Marjorie Porter

WITH GRATITUDE AND APPRECIATION

NOTICE

If you own real estate lots that were involuntarily merged by municipal action, you may be able to have those lots restored to their pre-merger status.

Your property may qualify if two or more lots were merged for zoning, assessing, or taxation purposes and the merger occurred:

- During your ownership, without your consent; or
- Prior to your ownership, if no previous owner consented to the merger.

To restore your property to pre-merger status, you must:

- Make a request to the local governing body
- No later than December 31, 2016.

Once restored:

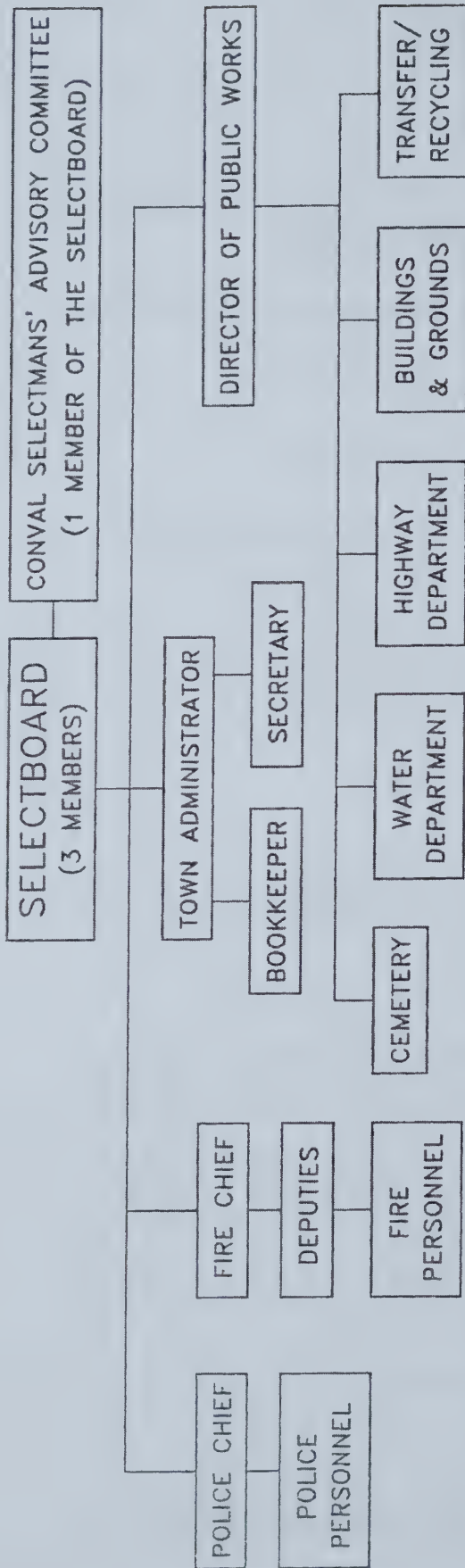
- Your properties will once again become separate lots; however, they must still conform to applicable land use ordinances. Restoration does not cure non-conformity.

This notice must be:

- Posted continuously in a public place from January 1, 2012 until December 31, 2016 and
- Published in the 2011 through 2015 Annual Report.

Read the full statute at [RSA 674:39-aa Restoration of Involuntarily Merged Lots.](#)

TOWN OF HANCOCK



REGULATORY BOARDS & AGENTS
 (APPOINTED BY SELECTBOARD EXCEPT AS NOTED)

- TAX COLLECTOR
- CODE ENFORCEMENT OFFICER
- PLANNING BOARD
- ZONING BOARD OF ADJUSTMENT
- HISTORIC DISTRICT COMMISSION
- HEALTH & WELFARE OFFICER

HANCOCK TOWN LIBRARY
 (GOVERNED BY THE LIBRARY TRUSTEES)
 LIBRARY DIRECTOR

LIBRARY PERSONNEL

ELECTED OFFICIALS

- CEMETERY TRUSTEES
- COMMON COMMISSIONERS
- LIBRARY TRUSTEES
- SELECTBOARD
- SCHOOL BOARD
- REPRESENTATIVE
- SUPERVISORS OF THE CHECKLIST
- WATER RENT COLLECTOR
- TOWN CLERK
- TOWN MODERATOR
- TOWN TREASURER
- TRUSTEES OF TRUST FUNDS
- WATER COMMISSIONERS

AD HOC COMMITTEES
 (APPOINTED BY THE SELECTBOARD)

- ARCHIVES COMMITTEE
- OLD HOME DAY
- MEMORIAL DAY
- JULY FOURTH
- TOWN HEALTH

COMMISSIONS
 (APPOINTED BY THE SELECTBOARD)

- CONSERVATION COMMISSION
- COMMUNITY HOUSING AUTHORITY

STANDING COMMITTEES
 (APPOINTED BY SELECTBOARD EXCEPT AS NOTED)

- CAPITAL IMPROVEMENT PLAN COMMITTEE
- EMERGENCY MANAGEMENT COMMITTEE
- HANCOCK HAPPENINGS
- RECREATION COMMITTEE
- OLD HOME DAYS COMMITTEE
- DUMP COMMITTEE
- TOWN CLOCK
- HANCOCK ENERGY ACTION TEAM
- BUDGET ADVISORY COMMITTEE (APPOINTED BY TOWN MODERATOR)

**STATE OF NEW HAMPSHIRE
TOWN WARRANT
HANCOCK NH**

To the Inhabitants of the Town of Hancock, in the County of Hillsborough in said state qualified to vote in Town Affairs; You are hereby notified to meet at the **Hancock Town Office Building on March 13, 2012** at eight of the clock in the forenoon until seven of the clock in the afternoon to vote on ballot of Town Officers and all other matters requiring ballot vote; and, to meet at said **Hancock Fire Station** in said Hancock, on **Saturday, the seventeenth (17th) day of March 2012** at nine of the clock in the morning, to act upon the following subjects:

1. To choose all necessary Town Officers for the year ensuing.
2. To see if the Town of Hancock will vote to raise and appropriate \$1,181,454. This represents the operating budget, inclusive of the Water Department operations. Said sum exclusive of all special or individual articles addressed; or take any other action relating thereto. Selectboard recommends; Advisory Committee: 4 in favor, 2 opposed.
3. To see if the Town of Hancock will vote to raise and appropriate the sum of three thousand seven hundred fifty dollars (\$3,750) for the purpose of funding The Grapevine Family and Community Resource Center programs and services for the people of Antrim, Bennington, Francestown and Hancock. This amount represents the Town of Hancock's portion of the funds needed to support The Grapevine. Selectboard recommends; Advisory Committee unanimous support.
4. To see if the Town of Hancock will vote to raise and appropriate a sum not to exceed sixteen thousand five hundred dollars (\$16,500) to replace the current trash compactor; or take any other action relating thereto. Selectboard recommends; Advisory Committee unanimous support.
5. To see if the Town of Hancock will vote to raise and appropriate a sum not to exceed thirty-two thousand six hundred forty dollars (\$32,640) to repair the Meetinghouse steeple; or take any other action relating thereto. This is a non-lapsing article and won't lapse until the project is complete or by 2014). Selectboard recommends; Advisory Committee unanimous support.
6. To see if the Town of Hancock will vote to raise and appropriate a sum not to exceed eight thousand four hundred dollars (\$8,400) to repair the Meetinghouse Clock. This sum to come from the 2011 fund balance; or take any other action relating thereto. This is a non-lapsing article and won't lapse until the project is complete or by 2014). Selectboard recommends; Advisory Committee unanimous support.

7. To see if the Town of Hancock will vote to raise and appropriate five hundred twenty dollars (\$520) for the St. Joseph's Community Services, Inc. Home Delivered Meals program; or take any other action relating thereto. Selectboard recommends; Advisory Committee unanimous support.
8. To see if the Town of Hancock will vote to raise and appropriate a sum not to exceed thirty-two thousand five hundred dollars (\$32,500), for the purpose of purchasing and equipping a new police cruiser; or take any other action relating thereto. Selectboard recommends; Advisory Committee: 1 in favor, 5 opposed.
9. To see if the Town of Hancock will vote to raise and appropriate up to five thousand dollars (\$5,000) to repair the 1988 Fire Tanker; or take any other action relating thereto. Selectboard recommends; Advisory Committee unanimous support.
10. To see if the Town of Hancock will vote to raise and appropriate up to twenty thousand dollars (\$20,000) to do renovations to the Bandstand; said sum to be offset by \$10,000 from the Hancock Improvement Association and \$10,000 from the 2011 Fund Balance; or take any other action relating thereto. This is a non-lapsing article and won't lapse until the project is complete or by 2014). Selectboard recommends; Advisory Committee unanimous support.
11. To see if the Town of Hancock will vote to raise and appropriate five thousand dollars (\$5,000) to be placed in the Meetinghouse Capital Reserve Fund (established in 2010). Selectboard recommends; Advisory Committee unanimous support.
12. To see if the Town of Hancock will vote to raise and appropriate five thousand dollars (\$5,000) to be placed in the Bridge Capital Reserve Fund (established in 2007). Selectboard recommends; Advisory Committee unanimous support.
13. To see if the Town of Hancock will vote to raise and appropriate up to \$821 for the purpose of purchasing baseball equipment and doing maintenance and repairs to the ball fields; and, to authorize the withdrawal of this sum from the Hancock Baseball Special Revenue Fund established for this purpose at the 1997 town meeting to fund this appropriation. {No funds to be raised by taxation.} Selectboard recommends.
14. To see if the Town of Hancock will vote to raise and appropriate up to \$968 for the purpose of repairs to the tennis court; and, to authorize the withdrawal of this sum from the Hancock Tennis Court Special Revenue Fund established for this

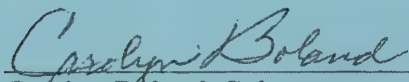
purpose at the 1993 town meeting to fund this appropriation. {No funds to be raised by taxation.} Selectboard recommends.

15. To see if the Town of Hancock will vote to raise and appropriate up to \$2,413 for the purpose of repairs and replacement of recreational facilities; and, to authorize the withdrawal of this sum from the Hancock Recreation Special Revenue Fund established for this purpose at the 1993 town meeting to fund this appropriation. {No funds to be raised by taxation.} Selectboard recommends.
16. To see if the Town of Hancock will vote to raise and appropriate up to \$3,808 for the purpose of repairs and replacement of town highway equipment; and, to authorize the withdrawal of this sum from the Hancock Highway Special Revenue Fund established for this purpose at the 1999 town meeting to fund this appropriation. {No funds to be raised by taxation.} Selectboard recommends.
17. To see if the Town of Hancock will vote to raise and appropriate up to \$2,932 for the purpose of repairs and replacement of police equipment; and, to authorize the withdrawal of this sum from the Hancock Police Equipment Repair/Replacement Special Revenue Fund established for this purpose at the 1993 town meeting to fund this appropriation. {No funds to be raised by taxation.} Selectboard recommends.
18. To see if the Town of Hancock will vote to raise and appropriate up to \$3,697 for the purpose of preservation and storage of the town's archival records; and, to authorize the withdrawal of this sum from the Hancock History Special Revenue Fund established for this purpose at the 1993 town meeting to fund this appropriation. {No funds to be raised by taxation.} Selectboard recommends.
19. To see if the Town of Hancock will vote to authorize the Selectboard to accept the reports of auditors and committees as printed in the Town Report.
20. To transact any other business that may legally come before said meeting.


Given unto our hands and seal, this 13^h day of February in the year of Our Lord Two
Thousand and Twelve



Roberta LaPlante, Chair



Carolyn Boland, Selectperson



John Jordan, Selectperson

REPORT OF THE SELECTBOARD

2011 was a relatively quiet year for Hancock, compared to recent years in which we managed large scale projects and significant fiscal pressures. We are still challenged by a weak economy, revenue shortfalls, and state budget cuts, but we were able to continue to provide cost-effective and high quality services to townspeople. Our fiscal situation has improved and we have made progress in restoring our rainy day reserves. Thanks to the efforts of all of our town employees, the tremendous amount of volunteerism we have, and the dedication of all the appointed boards and commissions, we were able manage all the Town's affairs successfully. As 2012 begins, we anticipate continued focus on the discipline required to keep the cost to tax payers as low as is reasonable. Of course, we have several major projects on the horizon. The Town is in good position to manage these initiatives without unduly taxing our resources.

We continued to implement several energy conservation projects this year. The weatherization project included new insulation in the Town Office Building, Meetinghouse, Grange Hall (Post Office), Fire Station, Public Works Office and Public Works Garage. It also included a new furnace for the Fire Station and radiant heat units for the Highway Garages. All of these efforts were paid for with a grant initiated by the HEAT Committee. New emergency generators were installed at the Town Office and Police Station, Fire Department, and Department of Public Works. The cost of this work was partially covered by a matching grant from FEMA. These efforts combined with the photovoltaic generation systems at most of our town buildings keep our energy costs as low as possible in a continued environment of high fuel prices. Many thanks to the HEAT Committee.

Many other projects were brought to completion this year including a fresh coat of paint and new roof on the Grange Hall (Post Office) and the reconstruction of several roads on Prospect Hill.

The Mill Road Bridge Project showcased the successful efforts of volunteers in conjunction with town projects. This small group of volunteers headed by Hunt Dowse collected donations, held a yard sale, and with the help of the public works crew built a sturdy and handsome bridge across Moose Brook. The Betty Pels Memorial Bridge will serve walkers, runners, horseback riders and outdoor enthusiasts for years to come.

The Town received a grant in 2010 from the NH Land and Community Heritage Investment Program (LCHIP) to produce a report and findings of the history and condition of the Meetinghouse. In general, the report finds the Meetinghouse to be in *overall excellent state of preservation* but the report also finds a need for major and necessary repairs including replacement of the slate roof, repair of the tower and steeple, and improved accessibility. At the 2010 Town Meeting townspeople approved the establishment of a capital reserve fund for the purpose of maintaining the structure of the Meetinghouse. The balance in this fund is minor compared to the potential cost of the recommended repairs (which will be

REPORT OF THE SELECT BOARD - CONTINUED

shared with the Congregational Church), so we will need to consider how best to finance any restoration projects approved by the Town.

This year the town conducted a statistical update as required by state law. The update process included an analysis of current sales throughout the entire town. The purpose of the update is to make sure the assessed values reflect the changes that have occurred in property values. The result was an 11.71% reduction in the town's assessed valuation.

Hancock's town website continues to be enhanced. Minutes of all committee and commission meetings and all meeting notices are posted to the website. Additionally, all town ordinances are available. The site contains a plethora of additional information including DPW updates, other announcements, current events and links to other websites.

Respectfully submitted,

Roberta LaPlante, Chairman
Carolyn Boland
John Jordan

REPORT OF THE HANCOCK BUDGET ADVISORY COMMITTEE

As we move into 2012, economic conditions remain challenging for the town and for many residents. For the town, regular revenues remain below pre-recession levels – and the same can be said for many families! At the same time, we recognize the need to maintain infrastructure and repair town property as needed, as well as to maintain key town services.

As a result of these financial pressures, we have recommended that the town limit “the amount of spending to be raised from taxes” to no more than 2.5% over last year’s figure of \$1,251,108. This figure, which you see in the tax calculation handout, includes the impact of both the budget and the warrant articles.

The preliminary figures available as we write this suggest that this “amount of spending to be raised from taxes” will easily fall within this suggested cap and may even be flat to last year, which we would applaud. This has been achieved with careful budgeting by the select board and department heads, and the use of some funds from the unreserved fund balance.

Warrant Articles and Operating Budget

We take the following positions on the specific warrant articles proposed when this report was written.

We support the proposed tanker repair. (Unanimously in favor.)

We oppose the purchase of a new police cruiser. (1 in favor, 5 against.)

We support the replacement of the trash compactor. (Unanimously in favor.)

We support the bandstand restoration.

We support the restoration of the meetinghouse clock and bell tower. (Unanimously in favor.)

We support a \$520 contribution to the Meals on Wheels program. (Unanimously in favor.)

We support a \$5,000 addition to the Meetinghouse Capital Reserve Fund. (Unanimously in favor.)

We support a \$3,750 contribution to The Grapevine. (Unanimously in favor.)

We support a \$5,000 addition to the Bridge Capital Reserve Fund. (Unanimously in favor.)

We support the proposed operating budget of \$1,819,492. (4 in favor, 2 against.)

Respectfully submitted,

Hancock Budget Advisory Committee

Pat Payne, Chair

Benjamin Billings

Donald Klug

Marsha Kono

Matthew Hale

Ron Mack

SUMMARY OF 2011 TOWN MEETING MINUTES

ARTICLE 1: Town officers were elected by ballot on March 8th, 2011. Moderator Haskins read the results of the March 8th, 2011 election.

ARTICLE 2: Voted by a ballot to see if the Town of Hancock would vote to raise and appropriate up to three hundred fifty-five thousand dollars (\$355,000) to fund a five-year Road Reconstruction project on Prospect Hill Road, Sugarbush Road, Ledge Road and Juniper Circle and to authorize the issuance of not more than \$355,000 of long term notes or bonds in accordance with the provisions of the Municipal Finance Act (RSA Chapter 33) and to authorize the municipal officials to issue and negotiate such bonds or notes and to determine the rate of interest thereon. The Article **PASSED** - Yes – 123, No - 20

Nancy Adams, the new owner of the Hancock Market, said she hopes to have the store up and running by Memorial Day.

ARTICLE 3: Voted by VOICE vote to see if the Town of Hancock would vote to raise and appropriate \$1,862,259.00 which represents the operating budget, inclusive of the Water Department operations. The Article **PASSED** unanimously.

ARTICLE 4: Voted by VOICE vote to see if the Town of Hancock would vote to raise and appropriate nineteen thousand dollars (\$19,000.00) to repair the roof on the 1988 addition to the Library; up \$12,500 to come from the Library Trust Funds and up to \$6,500 from taxation. The Article **PASSED** unanimously.

ARTICLE 5: Voted by VOICE vote to see if the Town of Hancock would vote to raise and appropriate up to one thousand dollars (\$1,000) for the Child Advocacy Center of Hillsborough County. An informal voice vote was taken to see if this article should be included in the budget moving forward. The majority of people would like to see it carried forward in the budget but it was not unanimous. The Article **PASSED** with a majority.

ARTICLE 6: Voted by VOICE vote to see if the Town of Hancock would vote to raise and appropriate up to five thousand dollars (\$5,000.00) to be placed in the Meeting House Capital Reserve Fund established in 2010. The Article **PASSED** unanimously.

ARTICLE 7: Voted by VOICE vote to see if the Town of Hancock would vote to raise and appropriate thirty-five thousand dollars (\$35,000) for a statistical update of all property assessments in town and to fund this appropriation from the 2010 fund balance. The Article **PASSED** with a majority.

ARTICLE 8: Voted by VOICE vote to see if the Town of Hancock would vote to raise and appropriate up to two thousand four hundred forty four dollars (\$2,444.00) to purchase baseball equipment and doing maintenance and repairs to the ball fields. One thousand

dollars to come from the Keith Sullivan Foundation for supplies and volunteers' will build the dugouts. The Article **PASSED** unanimously.

ARTICLE 9: Voted by VOICE vote to see if the Town of Hancock would vote to raise and appropriate nine hundred thirty four dollars (\$934.00) for the purpose of repairs to the tennis court and to withdraw this sum from the Hancock Tennis Court Fund (Revenue Fund). The Article **PASSED** unanimously.

ARTICLE 10: Voted by VOICE vote to see if the Town of Hancock would raise and appropriate one thousand four hundred ninety nine dollars (\$1,499.00) for the purpose of repairs and replacement of recreational facilities and to withdraw this sum from the Hancock Recreation Fund (Revenue Fund). The Article **PASSED** unanimously.

ARTICLE 11: Voted by VOICE vote to see if the Town of Hancock would raise and appropriate five thousand nine hundred ninety five dollars (\$5,995.00) for the purpose of repairs and replacement of town highway equipment and to authorize the withdrawal of this sum from the Hancock Highway Special Revenue Fund. The Article **PASSED** unanimously.

ARTICLE 12: Voted by VOICE vote to see if the Town of Hancock would raise and appropriate up to five thousand eight hundred thirty eight dollars (\$5,838.00) for the purpose of repairs and replacement of police equipment and to authorize the withdrawal of this sum from the Hancock Police Equipment Repair/Replacement Fund (Revenue Fund). The Article **PASSED** unanimously.

Select Board Chair Roberta LaPlante administered the Oath of Office to the newly elected officials present at the meeting.

Bill Eva gave a maple syrup report.

Nahida Sherman said she would like to recognize the Highway and Fire Departments.

Margaret McLeod said she would like to recognize Nahida Sherman for doing a wonderful job on the town website.

ARTICLE 13: Voted by VOICE vote to see if the Town of Hancock would raise and appropriate up to four thousand one hundred nine dollars (\$4,109.00) for the purpose of preservation and storage of the town's archival records and to authorize the withdrawal of this sum from the Hancock History Fund (Revenue Fund). The Article **PASSED** unanimously.

ARTICLE 14: Voted by VOICE vote to see if the Town of Hancock would vote to raise and appropriate up three thousand seven hundred fifty dollars (\$3,750.00) for the purpose of funding The Grapevine Family and Community Resource Center programs and services for the people of Antrim, Bennington, Francestown and Hancock. The Article **PASSED**

unanimously. Moderator Haskins asked if this warrant should be rolled in the budget moving forward and took an informal vote, but it was too close to call.

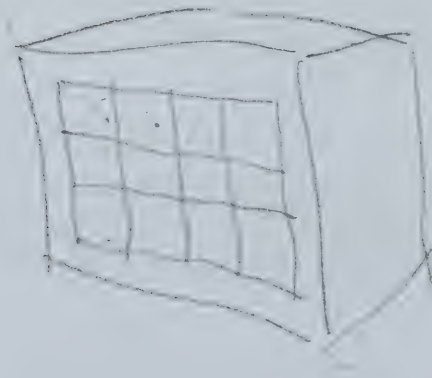
ARTICLE 15: Voted by VOICE vote to see if the Town of Hancock would vote to remove the closed Mill Road Bridge over Moose Brook on the Class A trail established in 2005 that joins the lower end of Mill Road with Garand Lane and install a walking/riding bridge (no motorized vehicles) in its place. Funding to come from donations with no funds to be raised from taxation. (This is a non-lapsing article and will not lapse until the project is complete or by 2016). Article amended to add "whichever comes first" after 2016. The Article **PASSED** unanimously.

ARTICLE 16: Voted by VOICE to see if the Town of Hancock would vote to raise and appropriate five thousand dollars (\$5,000.00) to be placed in the Bridge Capital Reserve Fund established in 2007. An amendment to change amount to \$10,000 did not pass. The Article **PASSED** with a majority.

ARTICLE 17: Voted by VOICE vote to see if the Town of Hancock would vote to raise and appropriate up to twenty-three thousand two hundred dollars (\$23,200.00) to replace the roof and paint the Grange Hall (Post Office). Article amended to read, "Move the town vote to raise and appropriate up to twenty three thousand two hundred dollars to preplace the roof and paint the Grange Hall (Post Office) (this is non-lapsing article and will not lapse until the project is complete or by 2016 whichever comes first). The AMENDED Motion **PASSED** unanimously.

ARTICLE 18: Voted by a show of cards to see if the Town would vote to authorize the Select Board to accepts the reports of the auditors and committees as printed in the Town Report. The Article **PASSED** with a majority.

ARTICLE 19: Motion to adjourn was voted by VOICE vote and **PASSED** unanimously. The meeting was adjourned at 1:20 p.m.



BUDGET OF THE TOWN

OF: HANCOCK

Appropriations and Estimates of Revenue for the Ensuing Year January 1, 2012 to December 31, 2012

or Fiscal Year From _____ to _____

IMPORTANT:

Please read RSA 32:5 applicable to all municipalities.

1. Use this form to list the operating budget and all special and individual warrant articles in the appropriate recommended and not recommended area. All proposed appropriations must be on this form.
2. Hold at least one public hearing on this budget.
3. When completed, a copy of the budget must be posted with the warrant. Another copy must be placed on file with the town clerk, and a copy sent to the Department of Revenue Administration at the address below within 20 days after the meeting.

This form was posted with the warrant on (Date): FEBRUARY 14, 2012

GOVERNING BODY (SELECTMEN)

Please sign in ink.

Under penalties of perjury, I declare that I have examined the information contained in this form and to the best of my belief it is true, correct and complete.

Robert H. Harte

Carolyn Boland

[Signature]

THIS BUDGET SHALL BE POSTED WITH THE TOWN WARRANT

FOR DRA USE ONLY

NH DEPARTMENT OF REVENUE ADMINISTRATION
MUNICIPAL SERVICES DIVISION
P.O. BOX 487, CONCORD, NH 03302-0487
(603)230-5090

| 1 | 2 | 3 | 4 | 5 | 6 | 7 |
|--------------------------------|---|---------------------------|--|--------------------------------------|--|--|
| Acct. # | PURPOSE OF APPROPRIATIONS (RSA 32:3,V) | OP Bud. Warr. Art.# | Appropriations Prior Year As Approved by DRA | Actual Expenditures Prior Year | Appropriations Ensuig FY (Recommended) | Appropriations Ensuig FY (Not Recommended) |
| GENERAL GOVERNMENT | | | | | | |
| 4130-4139 | Executive | | 168,423 | 164,624 | 178,644 | |
| 4140-4149 | Election, Reg. & Vital Statistics | | 19,413 | 19,710 | 20,409 | |
| 4150-4151 | Financial Administration | | 13,388 | 10,666 | 13,430 | |
| 4152 | Revaluation of Property | | 35,000 | 34,000 | - | |
| 4153 | Legal Expense | | 5,100 | 6,398 | 5,100 | |
| 4155-4159 | Personnel Administration | | 260,512 | 259,730 | 265,629 | |
| 4191-4193 | Planning & Zoning | | 1,600 | 978 | 1,500 | |
| 4194 | General Government Buildings | | 94,570 | 84,328 | 71,532 | |
| 4195 | Cemeteries | | 10,102 | 5,621 | 22,655 | |
| 4196 | Insurance | | 31,240 | 29,965 | 32,500 | |
| 4197 | Advertising & Regional Assoc. | | 2,006 | 2,006 | 1,820 | |
| 4199 | Other General Government | | - | - | - | |
| PUBLIC SAFETY | | | | | | |
| 4210-4214 | Police | | 224,840 | 223,749 | 228,722 | |
| 4215-4219 | Ambulance | | 15,097 | 15,097 | 14,665 | |
| 4220-4229 | Fire | | 77,862 | 75,309 | 77,236 | |
| 4240-4249 | Building Inspection | | 3,135 | 2,362 | 3,750 | |
| 4290-4298 | Emergency Management | | 470 | 358 | 470 | |
| 4299 | Other (Incl. Communications) | | - | - | - | |
| AIRPORT/AVIATION CENTER | | | | | | |
| 4301-4309 | Airport Operations | | - | - | - | |
| HIGHWAYS & STREETS | | | | | | |
| 4311 | Administration | | 70,572 | 70,235 | 70,947 | |
| 4312 | Highways & Streets | | 348,646 | 345,996 | 354,023 | |
| 4313 | Bridges | | 500 | 1,924 | 500 | |
| 4316 | Street Lighting | | 2,040 | 2,211 | 2,172 | |
| 4319 | Other | | 97,838 | 87,330 | 82,614 | |
| SANITATION | | | | | | |
| 4321 | Administration | | - | - | - | |
| 4323 | Solid Waste Collection | | - | - | - | |
| 4324 | Solid Waste Disposal | | 99,466 | 103,059 | 101,738 | |
| 4325 | Solid Waste Clean-up | | - | - | - | |
| 4326-4329 | Sewage Coll. & Disposal & Other | | - | - | - | |

| 1 | 2 | 3 | 4 | 5 | 6 | 7 |
|---|---|---------------------------|--|--------------------------------------|---|---|
| Acct. # | PURPOSE OF APPROPRIATIONS (RSA 32:3,V) | OP Bud. Warr. Art.# | Appropriations Prior Year As Approved by DRA | Actual Expenditures Prior Year | Appropriations Ensuing FY (Recommended) | Appropriations Ensuing FY (Not Recommended) |
| WATER DISTRIBUTION & TREATMENT | | | | | | |
| 4331 | Administration | | - | | - | |
| 4332 | Water Services | | - | | - | |
| 4335-4339 | Water Treatment, Conserv & Other | | - | | - | |
| ELECTRIC | | | | | | |
| 4351-4352 | Admin. and Generation | | - | | - | |
| 4353 | Purchase Costs | | - | | - | |
| 4354 | Electric Equipment Maintenance | | - | | - | |
| 4359 | Other Electric Costs | | - | | - | |
| HEALTH | | | | | | |
| 4411 | Administration | | - | | - | |
| 4414 | Pest Control | | - | | - | |
| 4415-4419 | Health Agencies & Hosp. & Other | | 4,519 | 4,018 | 4,780 | |
| WELFARE | | | | | | |
| 4441-4442 | Administration & Direct Assist. | | - | - | - | |
| 4444 | Intergovernmental Welfare Pymts | | - | - | - | |
| 4445-4449 | Vendor Payments & Other | | 8,825 | 5,386 | 9,000 | |
| CULTURE & RECREATION | | | | | | |
| 4520-4529 | Parks & Recreation | | 34,448 | 25,830 | 27,768 | |
| 4550-4559 | Library | | 83,602 | 70,438 | 65,307 | |
| 4583 | Patriotic Purposes | | 6,050 | 7,092 | 6,100 | |
| 4589 | Other Culture & Recreation | | 4,109 | - | - | |
| CONSERVATION | | | | | | |
| 4611-4612 | Admin. & Purch. of Nat. Resources | | 1,480 | 1,020 | 1,100 | |
| 4619 | Other Conservation | | - | - | - | |
| DEBT SERVICE | | | | | | |
| 4711 | Princ.- Long Term Bonds & Notes | | 161,570 | 161,559 | 141,269 | |
| 4721 | Interest-Long Term Bonds & Notes | | 14,995 | 14,999 | 15,612 | |
| 4723 | Int. on Tax Anticipation Notes | | - | - | - | |
| 4790-4799 | Other Debt Service | | - | - | - | |

| 1 | 2 | 3 | 4 | 5 | 6 | 7 |
|--------------------------------|---|---------------------------|--|--------------------------------------|---|---|
| Acct. # | PURPOSE OF APPROPRIATIONS (RSA 32:3,V) | OP Bud. Warr. Art.# | Appropriations Prior Year As Approved by DRA | Actual Expenditures Prior Year | Appropriations Ensuing FY (Recommended) | Appropriations Ensuing FY (Not Recommended) |
| CAPITAL OUTLAY | | | | | | |
| 4901 | Land | | - | - | - | |
| 4902 | Machinery, Vehicles & Equipment | | - | - | - | |
| 4903 | Buildings | | - | - | - | |
| 4909 | Improvements Other Than Bldgs. | | 355,000 | 355,000 | - | |
| OPERATING TRANSFERS OUT | | | | | | |
| 4912 | To Special Revenue Fund | | - | - | - | |
| 4913 | To Capital Projects Fund | | - | - | - | |
| 4914 | To Enterprise Fund | | 63,610 | 63,610 | 60,462 | |
| | - Sewer | | - | - | - | |
| | - Water | | - | - | - | |
| | - Electric | | - | - | - | |
| | - Airport | | - | - | - | |
| 4918 | To Nonexpendable Trust Funds | | 10,000 | 10,000 | - | |
| 4919 | To Fiduciary Funds | | - | - | - | |
| OPERATING BUDGET TOTAL | | | 2,330,028 | 2,264,608 | 1,881,454 | - |

Use page 5 for special and individual warrant articles.

| 1 | 2 | 3 | 4 | 5 | 6 |
|-------------------------------------|---|-------------|-------------------------------|----------------------------|---------------------------------|
| Acct. # | SOURCE OF REVENUE | Warr. Art.# | Estimated Revenues Prior Year | Actual Revenues Prior Year | Estimated Revenues Ensuing Year |
| TAXES | | | | | |
| 3120 | Land Use Change Taxes - General Fund | | 7,550 | 7,550 | 3,000 |
| 3180 | Resident Taxes | | - | - | - |
| 3185 | Timber Taxes | | 1,000 | 2,410 | 5,000 |
| 3186 | Payment in Lieu of Taxes | | 30,121 | 30,121 | 30,121 |
| 3189 | Other Taxes | | - | - | - |
| 3190 | Interest & Penalties on Delinquent Taxes | | 23,600 | 22,383 | 26,000 |
| | Inventory Penalties | | - | - | - |
| 3187 | Excavation Tax (\$.02 cents per cu yd) | | - | 36 | 50 |
| LICENSES, PERMITS & FEES | | | | | |
| 3210 | Business Licenses & Permits | | 9,000 | 9,601 | 10,000 |
| 3220 | Motor Vehicle Permit Fees | | 270,000 | 261,704 | 270,000 |
| 3230 | Building Permits | | 2,000 | 2,009 | 2,300 |
| 3290 | Other Licenses, Permits & Fees | | 2,550 | 2,910 | 3,000 |
| 3311-3319 | FROM FEDERAL GOVERNMENT | | - | - | - |
| FROM STATE | | | | | |
| 3351 | Shared Revenues | | - | - | - |
| 3352 | Meals & Rooms Tax Distribution | | 73,885 | 73,885 | 73,885 |
| 3353 | Highway Block Grant | | 95,219 | 97,293 | 82,613 |
| 3354 | Water Pollution Grant | | - | - | - |
| 3355 | Housing & Community Development | | - | - | - |
| 3356 | State & Federal Forest Land Reimbursement | | - | - | - |
| 3357 | Flood Control Reimbursement | | 1,832 | 1,832 | 1,832 |
| 3359 | Other (Including Railroad Tax) | | - | - | - |
| 3379 | FROM OTHER GOVERNMENTS | | - | - | - |
| CHARGES FOR SERVICES | | | | | |
| 3401-3406 | Income from Departments | | 57,000 | 66,431 | 47,750 |
| 3409 | Other Charges | | - | - | - |
| MISCELLANEOUS REVENUES | | | | | |
| 3501 | Sale of Municipal Property | | 310 | 2,110 | 51,000 |
| 3502 | Interest on Investments | | 2,500 | 2,313 | 2,625 |
| 3503-3509 | Other | | 28,000 | 29,064 | 35,048 |

| 1 | 2 | 3 | 4 | 5 | 6 |
|--|--|-------------|-------------------------------|----------------------------|---------------------------------|
| Acct. # | SOURCE OF REVENUE | Warr. Art.# | Estimated Revenues Prior Year | Actual Revenues Prior Year | Estimated Revenues Ensuing Year |
| INTERFUND OPERATING TRANSFERS IN | | | | | |
| 3912 | From Special Revenue Funds | | 20,819 | - | 14,639 |
| 3913 | From Capital Projects Funds | | - | - | - |
| 3914 | From Enterprise Funds | | - | - | - |
| | Sewer - (Offset) | | - | - | - |
| | Water - (Offset) | | 63,610 | - | 60,462 |
| | Electric - (Offset) | | - | - | - |
| | Airport - (Offset) | | - | - | - |
| 3915 | From Capital Reserve Funds | | - | - | - |
| 3916 | From Trust & Fiduciary Funds | | 18,202 | - | 19,455 |
| 3917 | Transfers from Conservation Funds | | - | - | - |
| OTHER FINANCING SOURCES | | | | | |
| 3934 | Proc. from Long Term Bonds & Notes | | 355,000 | 355,000 | - |
| | Amount Voted From Fund Balance | 6, 10 | 35,000 | 35,000 | 18,400 |
| | Estimated Fund Balance to Reduce Taxes | | - | - | - |
| TOTAL ESTIMATED REVENUE & CREDITS | | | 1,097,288 | 1,001,652 | 757,180 |

****BUDGET SUMMARY****

| | Prior Year | Ensuing Year |
|---|------------------|------------------|
| Operating Budget Appropriations Recommended (from page 4) | 1,862,259 | 1,881,454 |
| Special Warrant Articles Recommended (from page 5) | 365,000 | 71,040 |
| Individual Warrant Articles Recommended (from page 5) | 102,769 | 72,909 |
| TOTAL Appropriations Recommended | 2,330,028 | 2,025,403 |
| Less: Amount of Estimated Revenues & Credits (from above) | (1,118,120) | (757,180) |
| Estimated Amount of Taxes to be Raised | 1,211,908 | 1,268,223 |

Town of Hancock
 Report of the Treasurer
 Statement of Town Funds (Page 1 of 2)
 As of December 31, 2011
 UNAUDITED

| | |
|------------------------------------|------------------------|
| General Fund Total | |
| Balance as of 12/31/2010 (audited) | \$ 1,816,153.39 |
| Interest Earned | \$ 2,520.86 |
| Income from all sources | \$ 6,409,542.64 |
| Select Board orders paid | \$ (6,297,305.13) |
| Balance as of 12/31/2011 | \$ 1,930,911.76 |

Location of Funds:

| | 12/31/2010 * | 12/31/2011 |
|--|------------------------|------------------------|
| People's United Bank Main Account | \$ 1,461,495.84 | \$ 1,552,923.50 |
| People's Savings Account (1) | \$ - | \$ 36,861.47 |
| NH Public Deposit Invest Pool (General) | \$ 202,473.19 | \$ 202,619.87 |
| People's United Bank Water Account | \$ 31,069.63 | \$ 31,155.84 |
| NH Public Deposit Invest Pool (Water) | \$ 71,194.81 | \$ 71,246.34 |
| (2) Special Revenue Accounts (Fund Detail Below) | \$ 49,919.92 | \$ 36,104.74 |
| Total | \$ 1,816,153.39 | \$ 1,930,911.76 |

(1) Balance of Loan for Prospect Hill work to be completed in Spring of 2012

(2) Separate Bank Accounts for Police and Highway set up in March, 2011 and for all other funds in July, 2011; Included in Main Account number in 2010

Special Revenue Funds by Account:

| | |
|---|-------------|
| Tennis Court Fund | |
| Ending Balance as of 12/31/2010 (audited) | \$ 967.58 |
| Deposits/Interest | \$ - |
| Expenses | \$ 967.58 |
| Ending Balance as of 12/31/2011 | \$ - |

| | |
|---|--------------------|
| Highway Department | |
| Ending Balance as of 12/31/2010 (audited) | \$ 5,997.10 |
| Deposits/Interest | \$ 1,480.00 |
| Expenses | \$ (3,669.00) |
| Ending Balance as of 12/31/2011 | \$ 3,808.10 |

| | |
|---|--------------------|
| Conservation Fund | |
| Ending Balance as of 12/31/2010 (audited) | \$ 8,541.55 |
| Deposits/Interest | \$ 81.00 |
| Expenses | \$ (910.00) |
| Ending Balance as of 12/31/2011 | \$ 7,712.55 |

| | |
|---|--------------------|
| Police Equipment Fund | |
| Ending Balance as of 12/31/2010 (audited) | \$ 7,360.68 |
| Deposits/Interest | \$ 3,780.00 |
| Expenses | \$ (7,709.17) |
| Ending Balance as of 12/31/2011 | \$ 2,931.51 |

| | |
|---|------------------|
| Baseball Fund | |
| Ending Balance as of 12/31/2010 (audited) | \$ 3,385.52 |
| Deposits/Interest | \$ 690.00 |
| Expenses | \$ (3,255.01) |
| Ending Balance as of 12/31/2011 | \$ 820.51 |

| | |
|---|--------------------|
| History Fund | |
| Ending Balance as of 12/31/2010 (audited) | \$ 7,849.70 |
| Deposits/Interest | \$ - |
| Expenses | \$ (4,153.00) |
| Ending Balance as of 12/31/2011 | \$ 3,696.70 |

| | |
|---|--------------------|
| Recreation Fund | |
| Ending Balance as of 12/31/2010 (audited) | \$ 2,063.23 |
| Deposits/Interest | \$ 575.00 |
| Expenses | \$ (225.00) |
| Ending Balance as of 12/31/2011 | \$ 2,413.23 |

| | |
|---|---------------------|
| LUCT (Land Use Change Tax) | |
| Ending Balance as of 12/31/2010 (audited) | \$ 13,754.56 |
| Deposits/Interest | \$ - |
| Expenses | \$ - |
| Ending Balance as of 12/31/2011 | \$ 13,754.56 |

NOTE: HIA consolidated into general account in 2010

Respectfully Submitted:
 Lois G. Hoskins, Treasurer

Town of Hancock
Report of the Treasurer
Statement of Escrow Funds Held by the Town (Page 2 of 2)
As of December 31, 2011

UNAUDITED

Escrow Funds Held by the Town During the Year 2011:

| | | | | | |
|---|---------------|--|--|--|--|
| John C. Hill (People's United Bank) | | | | | |
| Balance as of 01-01-2011 | \$ 11,838.12 | | | | |
| Interest Earned | \$ 22.74 | | | | |
| Funds Added | \$ 288.40 | | | | |
| Balance as of 12-31-2011 | \$ 12,149.26 | | | | |
| Jill Kuchinos (Laconia Savings Bank) | | | | | |
| Balance as of 01-01-2011 | \$ 1,002.16 | | | | |
| Interest Earned | \$ 0.17 | | | | |
| Funds Added | \$ (1,002.33) | | | | |
| Funds Returned | \$ - | | | | |
| Balance as of 12-31-2011 | \$ - | | | | |
| Monadnock Paper Mill (Laconia Savings Bank) | | | | | |
| Balance as of 01-01-2011 | \$ 501.88 | | | | |
| Interest Earned | \$ 0.08 | | | | |
| Funds Added | \$ - | | | | |
| Funds Returned | \$ (501.96) | | | | |
| Balance as of 12-31-2011 | \$ - | | | | |
| NE Forestry Consultants (Laconia Savings Bank) | | | | | |
| Balance as of 01-01-2011 | \$ 501.54 | | | | |
| Interest Earned | \$ 0.08 | | | | |
| Funds Added | \$ - | | | | |
| Funds Returned | \$ (501.62) | | | | |
| Balance as of 12-31-2011 | \$ - | | | | |
| Roberta D. Nylander (Laconia Savings Bank) | | | | | |
| Balance as of 01-01-2011 | \$ 502.03 | | | | |
| Interest Earned | \$ 0.08 | | | | |
| Funds Added | \$ - | | | | |
| Funds Returned | \$ (502.11) | | | | |
| Balance as of 12-31-2011 | \$ - | | | | |
| Industrial Tower & Wireless (People's United Bank) | | | | | |
| Balance as of 01-01-2011 | \$ 2,249.69 | | | | |
| Interest Earned | \$ 1.26 | | | | |
| Funds Added | \$ - | | | | |
| Funds Returned | \$ (280.61) | | | | |
| Funds Returned | \$ (1,970.34) | | | | |
| Balance as of 12-31-2011 | \$ - | | | | |
| Harris Center Timber Harvest | | | | | |
| Balance as of 01-01-2011 | \$ 500.00 | | | | |
| Interest Earned | \$ - | | | | |
| Funds Added | \$ - | | | | |
| Funds Returned | \$ (500.00) | | | | |
| Balance as of 12-31-2011 | \$ - | | | | |
| McEwan Timber Harvest | | | | | |
| Balance as of 01-01-2011 | \$ 500.00 | | | | |
| Interest Earned | \$ - | | | | |
| Funds Added | \$ - | | | | |
| Funds Returned | \$ (500.00) | | | | |
| Balance as of 12-31-2011 | \$ - | | | | |
| NE Forestry Consultants (People's United Bank) | | | | | |
| Balance as of 01-01-2011 | \$ - | | | | |
| Interest Earned | \$ 0.11 | | | | |
| Funds Added | \$ 500.00 | | | | |
| Funds Returned | \$ - | | | | |
| Balance as of 12-31-2011 | \$ 500.11 | | | | |
| Judith Stoudt | | | | | |
| Balance as of 01-01-2011 | \$ - | | | | |
| Interest Earned | \$ - | | | | |
| Funds Added | \$ 1,000.00 | | | | |
| Funds Returned | \$ (1,000.00) | | | | |
| Balance as of 12-31-2011 | \$ - | | | | |
| Mathewson Companies | | | | | |
| Balance as of 01-01-2011 | \$ - | | | | |
| Interest Earned | \$ - | | | | |
| Funds Added | \$ 500.00 | | | | |
| Funds Returned | \$ (500.00) | | | | |
| Balance as of 12-31-2011 | \$ - | | | | |
| Craig Rogozinski | | | | | |
| Balance as of 01-01-2011 | \$ - | | | | |
| Interest Earned | \$ - | | | | |
| Funds Added | \$ 1,000.00 | | | | |
| Funds Returned | \$ (1,000.00) | | | | |
| Balance as of 12-31-2011 | \$ - | | | | |
| Robert Kiel | | | | | |
| Balance as of 01-01-2011 | \$ - | | | | |
| Interest Earned | \$ - | | | | |
| Funds Added | \$ 500.00 | | | | |
| Funds Returned | \$ (500.00) | | | | |
| Balance as of 12-31-2011 | \$ - | | | | |
| Harvey Aimes | | | | | |
| Balance as of 01-01-2011 | \$ - | | | | |
| Interest Earned | \$ - | | | | |
| Funds Added | \$ 1,000.00 | | | | |
| Funds Returned | \$ (1,000.00) | | | | |
| Balance as of 12-31-2011 | \$ - | | | | |
| William Kimball | | | | | |
| Balance as of 01-01-2011 | \$ - | | | | |
| Interest Earned | \$ - | | | | |
| Funds Added | \$ 4,000.00 | | | | |
| Funds Returned | \$ (4,000.00) | | | | |
| Balance as of 12-31-2011 | \$ - | | | | |

Respectfully Submitted:
 Lois G. Haskins, Treasurer

Town of Hancock
Long Term Debt Schedule
 As of December 31, 2011

| | <u>2012</u> | <u>2013</u> | <u>2014</u> | <u>2015</u> | <u>2016</u> | <u>2017</u> | <u>TOTAL</u> |
|---------------------------------------|----------------------|----------------------|----------------------|----------------------|----------------------|---------------------|----------------------|
| Principal | | | | | | | |
| Grader (3.75%) | \$ 34,237.48 | | | | | | \$ 34,237.48 |
| Prospect Hill (3.625%) | \$ 36,031.50 | \$ 37,349.48 | \$ 38,715.67 | \$ 40,131.83 | \$ 41,599.79 | \$ 43,121.51 | \$ 236,949.78 |
| Prospect Hill Project (2.5%) | \$ 71,000.00 | \$ 71,000.00 | \$ 71,000.00 | \$ 71,000.00 | \$ 71,000.00 | | \$ 355,000.00 |
| TOTAL PRINCIPAL | \$ 141,268.98 | \$ 108,349.48 | \$ 109,715.67 | \$ 111,131.83 | \$ 112,599.79 | \$ 43,121.51 | \$ 626,187.26 |
| Interest | | | | | | | |
| Grader (3.75%) | \$ 924.15 | | | | | | \$ 924.15 |
| Prospect Hill (3.625%) | \$ 8,265.82 | \$ 6,947.84 | \$ 5,581.65 | \$ 4,165.49 | \$ 2,697.53 | \$ 1,175.88 | \$ 28,834.21 |
| Prospect Hill Project (2.5%) | \$ 6,422.06 | \$ 6,650.38 | \$ 4,884.89 | \$ 3,109.90 | \$ 1,336.06 | | \$ 22,403.29 |
| TOTAL INTEREST | \$ 15,612.03 | \$ 13,598.22 | \$ 10,466.54 | \$ 7,275.39 | \$ 4,033.59 | \$ 1,175.88 | \$ 52,161.65 |
| Total Principal & Interest | | | | | | | |
| Grader (3.75%) | \$ 35,161.63 | | | | | | \$ 35,161.63 |
| Prospect Hill (3.625%) | \$ 44,297.32 | \$ 44,297.32 | \$ 44,297.32 | \$ 44,297.32 | \$ 44,297.32 | \$ 44,297.39 | \$ 265,783.99 |
| Prospect Hill Project (2.5%) | \$ 77,422.06 | \$ 77,650.38 | \$ 75,884.89 | \$ 74,109.90 | \$ 72,336.06 | | \$ 377,403.29 |
| TOTAL PRINCIPAL & INTEREST | \$ 156,881.01 | \$ 121,947.70 | \$ 120,182.21 | \$ 118,407.22 | \$ 116,633.38 | \$ 44,297.39 | \$ 678,348.91 |

Notes:

- 2001 Bond financed through NH Municipal Bond Bank for Fire Tanker, Recreation Area, Town Office and Highway Dump Truck paid off in 2011, as was the loan for the Fire Pumper.
- Loan for Grader will be paid off in 2012
- Prospect Hill debt originated in 2008
- Prospect Hill Road Project loan secured through Lake Sunapee Bank in 2011; 5 year term

Respectfully Submitted:
 Lois G. Haskins, Treasurer

**DETAILED STATEMENT
OF PAYMENTS
December 31, 2011**

| | | |
|--------------------|-------------------|----------------------|
| Radio-Radar Maint. | 300 | 355 |
| Law Publications | 300 | 60 |
| Public Relations | 500 | 257 |
| Office Supplies | 2,000 | 1,168 |
| Annual Contracts | 1,500 | 1,110 |
| Gasoline | 9,400 | 12,514 |
| Uniforms | 2,000 | 731 |
| Misc. | 1,000 | 754 |
| Dispatch Service | 14,400 | 14,400 |
| Stray Dogs | 300 | 0 |
| Animal Control | 300 | 0 |
| | <u>\$ 218,002</u> | <u>\$ 223,748.92</u> |

**AMBULANCE
AMBULANCE**

| | | |
|--|-------|-------|
| | 15097 | 15097 |
|--|-------|-------|

FIRE DEPARTMENT

| | | |
|------------------|------------------|------------------|
| Salaries | 33,970 | 30,600 |
| Mileage | 220 | 54 |
| Telephone | 984 | 783 |
| Electricity | 1,980 | 671 |
| Water | 548 | 548 |
| Equipment Maint. | 3,910 | 4,994 |
| Vehicle Fuel | 1,900 | 1,536 |
| First Aid | 600 | 495 |
| Misc. | 500 | 193 |
| Training | 5,300 | 3,850 |
| Prevention | 150 | 0 |
| Mutual Aid | 20,150 | 19,985 |
| | <u>\$ 72,062</u> | <u>\$ 63,709</u> |

BRIDGES

| | | |
|----------------------|---------------|--------------------|
| Bridge Maintenance | | \$ 1,924.0 |
| Bridge Miscellaneous | 500 | |
| | <u>\$ 500</u> | <u>\$ 1,924.00</u> |

HIGHWAY BLOCK GRANT

| | | |
|---------------------|--------|----------|
| Highway Block Grant | 97,838 | \$87,330 |
|---------------------|--------|----------|

STREET LIGHTING

| | | |
|-----------------|-------|-------|
| Street Lighting | 2,040 | 2,211 |
|-----------------|-------|-------|

SANITATION

| | | |
|--------------------|-----------|-----------|
| Wages | 34,668.00 | 33,149.00 |
| Telephone | 372.00 | 344.60 |
| Trash Hauling | 41,400.00 | 40,726.89 |
| Tire Removal | 500.00 | 459.00 |
| Recycling Expenses | 3,505.00 | 3,055.73 |

**Miscellaneous
Moose Brook Park**

| | | |
|--|------------------|------------------|
| | 2,300 | 585 |
| | <u>\$ 71,270</u> | <u>\$ 63,915</u> |

**HISTORIC DISTRICT
Historic District**

| | | |
|--|----|--|
| | 50 | |
|--|----|--|

**REGIONAL ASSOC.
SW Regional Planning**

| | | |
|--|-------|-------|
| | 2,006 | 2,006 |
|--|-------|-------|

**FIRE HYDRANTS
Hydrants**

| | | |
|--|-------|-------|
| | 5,800 | 5,800 |
|--|-------|-------|

**EMERGENCY MANAGEMENT
Telephone
Training
Miscellaneous**

| | | |
|--|-------------|---------------|
| | 420.00 | 0.00 |
| | 50.00 | 0.00 |
| | <u>0.00</u> | <u>358.23</u> |
| | \$ 470 | \$ 358 |

BUDGET ACTUAL

CODE ENFORCEMENT

| | | |
|--------------------|-----------------|-----------------|
| Building Inspector | 2,500.00 | 1,563.00 |
| Fire Inspector | 50.00 | 0.00 |
| Miscellaneous | 800.00 | 585.00 |
| | <u>\$ 3,350</u> | <u>\$ 2,148</u> |

RECREATION

| | | |
|---------------------|------------------|------------------|
| Beach Wages | 9,000 | 14,105 |
| Telephone | 250 | 315 |
| Water Test | 260 | 40 |
| Water Utility | 75 | 59 |
| Porta Potty | 1,500 | 950 |
| Supplies | 200 | 0 |
| Red Cross Supplies | 100 | 0 |
| Miscellaneous | 250 | 0 |
| Summer Rec. Program | 5,900 | 0 |
| | <u>\$ 17,135</u> | <u>\$ 15,469</u> |

NEWSLETTER

| | | |
|------------|-------|-------|
| Newsletter | 5,000 | 4,330 |
|------------|-------|-------|

LIBRARY APPROPRIATION

| | | |
|---------|--------|--------|
| Library | 64,602 | 64,762 |
|---------|--------|--------|

PATRIOTIC PURPOSES

| | | |
|-------------------------|-------------------|-------------------|
| Diesel | 28,900 | 37,877 |
| HW Building Maintenance | 1,025 | 801 |
| HW Uniforms | 3,510 | 3,352 |
| Gravel | 28,000 | 25,053 |
| Salt | 16,320 | 13,285 |
| Patch | 7,525 | 4,871 |
| Tar | 10,000 | 10,000 |
| Culverts | 3,470 | 3,125 |
| Sand | 10,900 | 10,066 |
| Magnesium Chloride | 16,800 | 11,330 |
| Miscellaneous | 1,500 | 2,829 |
| Safety Equipment | 970 | 1,493 |
| | <u>\$ 342,651</u> | <u>\$ 340,001</u> |

HEALTH

| | | |
|--------------------------|-----------------|-----------------|
| Home Health Care | 1,739.00 | 1,739.00 |
| Monadnock Family Ser | 2,280.00 | 2,279.00 |
| Senior Nutrition Program | 500.00 | 0.00 |
| | <u>\$ 4,519</u> | <u>\$ 4,018</u> |

WELFARE

| | | |
|--------------------|-----------------|-----------------|
| Wages | 700.00 | 700.00 |
| General Assistance | 8,000.00 | 4,576.00 |
| Miscellaneous | 125.00 | 110.00 |
| | <u>\$ 8,825</u> | <u>\$ 5,386</u> |

COMMON

| | | |
|--------------------------------|-----------------|-----------------|
| Fountain/Bandstand Electricity | 356 | 390 |
| Fountain Maintenance | 285 | 221 |
| Landscaping | 815 | 174 |
| Fertilizer and Seed | 335 | 202 |
| Tree Work | 825 | 480 |
| Bandstand | 225 | 105 |
| Flag Pole | 395 | 577 |
| | <u>\$ 3,236</u> | <u>\$ 2,149</u> |

WEATHERIZATION GRANT

| | | |
|----------------------|--|----------|
| Weatherization Grant | | \$ 3,500 |
|----------------------|--|----------|

DEBT PRINCIPAL

| | | |
|----------------------|-------------------|-------------------|
| Long Term Notes/Bond | 116,570.00 | 116,559.00 |
| Long Term Bonds | 45,000.00 | 45,013.00 |
| | <u>\$ 161,570</u> | <u>\$ 162,572</u> |

DEBT INTEREST

| | | |
|--------------------------|------------------|------------------|
| Long Term Notes | 12,970 | 13,987 |
| Interest Long Term Bonds | 2,025 | |
| | <u>\$ 14,995</u> | <u>\$ 13,987</u> |

DETAILED STATEMENT
OF PAYMENTS
December 31, 2011

| | | | | | | | |
|-----------------------|-----------------|------------------|-----------------------|----------|----------|-------------------------|-------------|
| Electronics Disposal | 1,480.00 | 1,412.00 | Memorial Day | 1,000.00 | 1,096.00 | Hillsborough County Tax | \$ 279,666 |
| Freon Disposal | 225.00 | 0.00 | July 4th | 50.00 | 93.00 | | |
| Public Service | 900.00 | 742.68 | Old Home Day | 5,000.00 | 5,901.00 | | |
| Water Utility | 70.00 | 70.00 | | \$ 6,050 | 7,090 | | |
| Waste Oil | 650.00 | 0.00 | | | | | |
| General Expenses | 1,015.00 | 2,088.92 | <u>CONSERVATION</u> | | | ConVal School District | \$3,294,632 |
| Equipment Maintenance | 3,050.00 | 8,938.48 | Dues | 200.00 | 410.00 | ConVal School District | |
| Household Haz. Waste | 1,550.00 | 1,376.31 | Workshop Registration | | 55.00 | | |
| Demolition | 4,850.00 | 6,402.20 | Supplies | 200.00 | 35.00 | | |
| Forklift Fuel | 312.00 | 237.11 | NH DES Water Testing | 380.00 | 520.00 | | |
| Miscellaneous | 300.00 | 8.00 | Misc. | 300.00 | 0.00 | | |
| Dump Well Monitoring | 3,155.00 | 1,307.48 | | \$ 1,080 | 1,020 | | |
| | <u>\$98,002</u> | <u>\$100,319</u> | | | | | |

BIOREMEDIATION
Bioremediation Rec Area.

\$ 1,464 \$ -



PLODZIK & SANDERSON

Professional Association/Accountants & Auditors

193 North Main Street • Concord • New Hampshire • 03301-5063 • 603-225-6996 • FAX 603-224-1380

INDEPENDENT AUDITOR'S COMMUNICATION OF SIGNIFICANT DEFICIENCIES AND MATERIAL WEAKNESSES

To the Members of the Board of Selectmen
Town of Hancock
Hancock, New Hampshire

In planning and performing our audit of the financial statements of the governmental activities, each major fund, and the aggregate remaining fund information of the Town of Hancock as of and for the year ended December 31, 2010, in accordance with auditing standards generally accepted in the United States of America, we considered the Town's internal control over financial reporting (internal control) as a basis for designing our auditing procedures for the purpose of expressing our opinions on the financial statements, but not for the purpose of expressing an opinion on the effectiveness of the Town's internal control. Accordingly, we do not express an opinion on the effectiveness of the Town of Hancock's internal control.

Our consideration of internal control was for the limited purpose described in the preceding paragraph and was not designed to identify all deficiencies in internal control that might be significant deficiencies or material weaknesses and therefore there can be no assurance that all such deficiencies have been identified. In addition, because of inherent limitations in internal control, including the possibility of management override of controls, misstatements due to error or fraud may occur and not be detected by such controls. However, as discussed below, we identified certain deficiencies in internal control that we consider to be material weaknesses and other deficiencies that we consider to be significant deficiencies.

A deficiency in internal control exists when the design or operation of a control does not allow management or employees, in the normal course of performing their assigned functions, to prevent, or detect and correct misstatements on a timely basis. A material weakness is a deficiency, or combination of deficiencies in internal control, such that there is a reasonable possibility that a material misstatement of the entity's financial statements will not be prevented, or detected and corrected on a timely basis. We consider the following deficiencies in the Town of Hancock's internal control to be material weaknesses:

GASB Statement No. 34

The Town's financial statements do not fully comply with Governmental Accounting Standards Board Statement No. 34, because of the lack of capital asset records. Thus our opinion on the financial statements remains adverse. Accounting principles require that capital assets including infrastructure, be capitalized and depreciated which would increase the assets, net assets and expenses of the governmental activities.

We recommend that steps be taken to fully comply with GASB Statement No. 34.

Management Response: The Selectboard acknowledges that full compliance with GASB 34 requires conversion of our current system of accounting to an asset based approach for key infrastructure assets. Research into becoming compliant showed that this can be a costly, time-consuming process and not one we felt we could justify at this time. We decided to focus on other areas of improvement that had a greater impact to the financial health of the Town.

A significant deficiency is a deficiency, or a combination of deficiencies, in internal control that is less severe than a material weakness, yet important enough to merit attention by those charged with governance. We consider the following deficiencies in the Town of Hancock's internal control to be significant deficiencies:

Transfer Station

Upon review of the internal controls at the transfer station the following conditions were identified:

1. The pre-numbered receipts handed out at the transfer station are not presently being accounted for 100% which includes any void receipts.

2. Cash collections are maintained at the transfer station until the road agent can pick up the money which may only be once a week.
3. The excel spreadsheet maintained on each deposit is not being reconciled on a monthly basis to the accounting records of the Town.
4. Bills of lading for recyclables picked up by haulers are not being formally reconciled to the money received by the Town.

By not following proper internal controls, there is a potential for loss of cash collected and by not reconciling the bills of lading there could be a loss of income from the recycling companies who may not reimburse the Town the correct amount. Based on the above conditions identified we are recommending the following:

1. Pre-numbered receipts should be 100% accounted for which includes accounting for voided receipts.
2. Cash collections should be processed through the Town office. However, checks can be accepted at the transfer station. When a check is received it should be immediately stamped with a "For Deposit Only" stamp.
3. Money collected at the transfer station should be brought to either the road agent or the town office on a daily basis. On weekends the money should be kept in a locked and secure location at the transfer station. Access to this should be limited to the main attendant and the road agent. If money is given to the town office or road agent these individuals should give the attendant a signed receipt for the remittance.
4. An excel spreadsheet should be maintained on each deposit made from the transfer station and then on a monthly basis this should be reconciled by the road agent with the receipts and with the general ledger.
5. The bills of lading for recyclables that are removed from the transfer station should be copied with the original going to the town office and a copy remaining at the transfer station. When the bookkeeper receives payment, the bills of lading should be attached to the check as proof of receipt. This way the Town can verify the billings.

Management Response: The Selectboard agrees that controls need to be improved at the Transfer Station and are working with the staff and DPW Director to implement processes that address the internal control deficiencies noted. The cash collections at the Transfer Station are submitted to the Town Office on a weekly basis. This is acceptable to the Town considering the Transfer Station is only open two days a week for a total of 15 hours. A process has been put in place using sequentially pre-numbered receipts; reconciled to a spreadsheet that supports the Town's accounting for that revenue. The bills of lading are being reconciled to the monies received by the Town.

Town Policies

The Town's control policies should ensure that management and employees establish and maintain an environment throughout the Town that sets a positive and supportive attitude toward internal control and conscientious management. The control environment established by the Board of Selectmen sets the tone for how the Town employees and elected officials conduct its business.

As the Board of Selectmen and department heads strive to achieve the goals of the Town and provide accountability for their operations, they need to continually examine internal controls to determine how well they are performing, how they may be improved, and the degree to which they help identify and address major risks for fraud, waste, abuse, and mismanagement.

We noted that the Town has not yet formally adopted any policies for code of ethics, anti-fraud, disaster recovery, and accounting procedures, which are essential tools necessary to manage the Town's operations efficiently and effectively.

We strongly recommend that the Board of Selectmen develop and formally adopt the above noted policies in order to clearly communicate the Town's position on these issues. Adopting the various policies is critical in preventing interruptions due to personnel vacancies, facilitating supervision and evaluation, and will also help to minimize the risk of losses.

Management Response: Over the past 15 months, the Selectboard set the priority to implement an Investment Policy, Delegation of Authority policy and ensure processes were in place for effective control of Cash and Disbursements. It is noted that we now have to document these key accounting practices in policies as well as the practices we have in place for disaster recovery and other areas stated.

In addition, we noted the following other matters involving internal control and its operation that we have reported to management of the Town of Hancock in a separate letter dated July 11, 2011:

- Purchase policy
- Water rents cash receipts
- Payroll processing

*Town of Hancock
Independent Auditor's Communication of Significant Deficiencies and Material Weaknesses*

Management Response:

PURCHASE POLICY: The Selectboard is committed to reviewing and revising the Purchase Policy by year end.

WATER RENT CASH RECEIPTS: This has been addressed and receipts are now stored in a separate file in a locked, secure location until the deposit is prepared and made.

PAYROLL PROCESSING: The Town Administrator is now formally approving all timesheets prior to the payroll being processed and given to the bookkeeper.

OTHER/END STATEMENT: The Selectboard, Town Administrator, Financial Staff and Department Managers wish to acknowledge and extend our appreciation for the benefits of the annual audit and the professionalism of the audit team during this year's audit process.

This communication is intended solely for the information and use of management, the board of selectmen, others within the organization, and state agencies, and is not intended to be and should not be used by anyone other than these specified parties.

September 8, 2011

*Plodnik & Sanderson
Professional Association*

SCHEDULE 1
TOWN OF HANCOCK, NEW HAMPSHIRE
Major General Fund
Schedule of Estimated and Actual Revenues (Non-GAAP Budgetary Basis)
For the Fiscal Year Ended December 31, 2010

| | Estimated | Actual | Variance Positive (Negative) |
|---|----------------------------|----------------------------|------------------------------------|
| Taxes: | | | |
| Property | \$ 1,142,527 | \$ 1,106,660 | \$ (35,867) |
| Land use change | 5,470 | 1,340 | (4,130) |
| Timber | 10,000 | 7,081 | (2,919) |
| Excavation | 64 | 76 | 12 |
| Payment in lieu of taxes | 30,000 | 30,120 | 120 |
| Interest and penalties on taxes | 19,946 | 20,062 | 116 |
| Total from taxes | <u>1,208,007</u> | <u>1,165,339</u> | <u>(42,668)</u> |
| Licenses, permits and fees: | | | |
| Business licenses, permits and fees | 9,000 | 9,080 | 80 |
| Motor vehicle permit fees | 285,000 | 265,598 | (19,402) |
| Building permits | 1,575 | 1,832 | 257 |
| Other | 2,950 | 2,804 | (146) |
| Total from licenses, permits and fees | <u>298,525</u> | <u>279,314</u> | <u>(19,211)</u> |
| Intergovernmental: | | | |
| State: | | | |
| Meals and rooms distribution | 80,964 | 80,964 | - |
| Highway block grant | 87,754 | 87,754 | - |
| Flood control reimbursement | 6,197 | 6,197 | - |
| Other | 232,270 | 284,534 | 52,264 |
| Federal: | | | |
| FEMA | 16,743 | 15,011 | (1,732) |
| Other | 350,000 | 350,025 | 25 |
| Total from intergovernmental | <u>773,928</u> | <u>824,485</u> | <u>50,557</u> |
| Charges for services: | | | |
| Income from departments | <u>33,274</u> | <u>76,123</u> | <u>42,849</u> |
| Miscellaneous: | | | |
| Sale of municipal property | 100 | 200 | 100 |
| Interest on investments | 3,900 | 3,724 | (176) |
| Rent of property | 29,800 | 29,240 | (560) |
| Contributions and donations | - | 150 | 150 |
| Other | 3,850 | 6,639 | 2,789 |
| Total from miscellaneous | <u>37,650</u> | <u>39,953</u> | <u>2,303</u> |
| Other financing sources: | | | |
| Transfers in | <u>6,902</u> | <u>6,571</u> | <u>(331)</u> |
| Total revenues and other financing sources | <u><u>\$ 2,358,286</u></u> | <u><u>\$ 2,391,785</u></u> | <u><u>\$ 33,499</u></u> |

EXHIBIT C-1
TOWN OF HANCOCK, NEW HAMPSHIRE
Governmental Funds
Balance Sheet
December 31, 2010

| | General | Permanent | Other Governmental Funds | Total Governmental Funds |
|--|---------------------|---------------------|--------------------------------|--------------------------------|
| ASSETS | | | | |
| Cash and cash equivalents | \$ 1,487,715 | \$ 87,718 | \$ 144,750 | \$ 1,720,183 |
| Restricted cash | 17,595 | - | - | 17,595 |
| Investments | 160,145 | 999,217 | 391,716 | 1,551,078 |
| Receivables, net of allowance for uncollectible: | | | | |
| Interest | - | 7,923 | 230 | 8,153 |
| Taxes | 207,448 | - | - | 207,448 |
| Accounts | 9,461 | - | 1,335 | 10,796 |
| Intergovernmental | 177,871 | - | - | 177,871 |
| Interfund receivable | 33,227 | - | 18,710 | 51,937 |
| Voluntary tax liens | 23,866 | - | - | 23,866 |
| Voluntary tax liens reserved until collected | (23,866) | - | - | (23,866) |
| Prepaid items | - | - | 450 | 450 |
| Total assets | <u>\$ 2,093,462</u> | <u>\$ 1,094,858</u> | <u>\$ 557,191</u> | <u>\$ 3,745,511</u> |
| LIABILITIES AND FUND BALANCES | | | | |
| Liabilities: | | | | |
| Accounts payable | \$ 42,434 | \$ - | \$ 1,343 | \$ 43,777 |
| Accrued salaries and benefits | 2,231 | - | - | 2,231 |
| Contract payable | 60,553 | - | - | 60,553 |
| Intergovernmental payable | 1,443,129 | - | - | 1,443,129 |
| Interfund payable | 16,512 | 4,571 | 30,854 | 51,937 |
| Escrow and performance deposits | 17,595 | - | - | 17,595 |
| Deferred revenue | 30,558 | - | 93 | 30,651 |
| Total liabilities | <u>1,613,012</u> | <u>4,571</u> | <u>32,290</u> | <u>1,649,873</u> |
| Fund balances: | | | | |
| Reserved for encumbrances | 32,735 | - | 350 | 33,085 |
| Reserved for endowments | - | 935,009 | - | 935,009 |
| Reserved for special purposes | - | 155,278 | - | 155,278 |
| Unreserved, undesignated, reported in: | | | | |
| General fund | 447,715 | - | - | 447,715 |
| Special revenue funds | - | - | 524,551 | 524,551 |
| Total fund balances | <u>480,450</u> | <u>1,090,287</u> | <u>524,901</u> | <u>2,095,638</u> |
| Total liabilities and fund balances | <u>\$ 2,093,462</u> | <u>\$ 1,094,858</u> | <u>\$ 557,191</u> | <u>\$ 3,745,511</u> |

The notes to the basic financial statements are an integral part of this statement.

*SCHEDULE 2
TOWN OF HANCOCK, NEW HAMPSHIRE
Major General Fund
Schedule of Appropriations, Expenditures, and Encumbrances (Non-GAAP Budgetary Basis)
For the Fiscal Year Ended December 31, 2010*

| | Encumbered from Prior Year | Appropriations | Expenditures | Encumbered to Subsequent Year | Variance Positive (Negative) |
|---------------------------------------|----------------------------------|----------------|--------------|-------------------------------------|------------------------------------|
| Current: | | | | | |
| General government: | | | | | |
| Executive | \$ - | \$ 169,598 | \$ 170,735 | \$ 1,435 | \$ (2,572) |
| Election and registration | - | 20,315 | 20,157 | - | 158 |
| Financial administration | - | 13,778 | 12,795 | - | 983 |
| Legal | - | 5,100 | 1,560 | - | 3,540 |
| Personnel administration | - | 231,303 | 230,509 | - | 794 |
| Planning and zoning | - | 1,725 | 1,232 | - | 493 |
| General government buildings | - | 64,462 | 67,693 | 21,800 | (25,031) |
| Cemeteries | - | 10,102 | 8,598 | - | 1,504 |
| Insurance, not otherwise allocated | - | 29,528 | 27,165 | - | 2,363 |
| Advertising and regional associations | - | 1,993 | 1,993 | - | - |
| Total general government | - | 547,904 | 542,437 | 23,235 | (17,768) |
| Public safety: | | | | | |
| Police | 5,032 | 199,056 | 216,009 | - | (11,921) |
| Ambulance | - | 20,314 | 21,859 | - | (1,545) |
| Fire | - | 68,826 | 64,808 | - | 4,018 |
| Building inspection | - | 3,450 | 2,862 | - | 588 |
| Emergency management | - | 470 | 478 | - | (8) |
| Total public safety | 5,032 | 292,116 | 306,016 | - | (8,868) |
| Highways and streets: | | | | | |
| Highways and streets | 15,476 | 497,287 | 494,225 | 9,500 | 9,038 |
| Street lighting | - | 1,956 | 2,142 | - | (186) |
| Other | 11,689 | 5,800 | 5,800 | - | 11,689 |
| Total highways and streets | 27,165 | 505,043 | 502,167 | 9,500 | 20,541 |
| Sanitation: | | | | | |
| Solid waste disposal | - | 97,737 | 96,141 | - | 1,596 |
| Other | - | 3,089 | 1,409 | - | 1,680 |
| Total sanitation | - | 100,826 | 97,550 | - | 3,276 |
| Health: | | | | | |
| Health agencies | - | 4,504 | 4,504 | - | - |
| Welfare: | | | | | |
| Direct assistance | - | 8,825 | 8,300 | - | 525 |
| Culture and recreation: | | | | | |
| Parks and recreation | 1,828 | 28,522 | 20,426 | - | 9,924 |
| Patriotic purposes | - | 6,050 | 6,997 | - | (947) |
| Other | - | 7,773 | 2,036 | - | 5,737 |
| Total culture and recreation | 1,828 | 42,345 | 29,459 | - | 14,714 |
| Conservation | | | | | |
| Administration | - | 1,225 | 1,193 | - | 32 |
| Debt service: | | | | | |
| Principal of long-term debt | - | 158,705 | 158,663 | - | 42 |
| Interest on long-term debt | - | 21,078 | 21,119 | - | (41) |
| Total debt service | - | 179,783 | 179,782 | - | 1 |

(Continued)

SCHEDULE 2 (Continued)
TOWN OF HANCOCK, NEW HAMPSHIRE
Major General Fund

Schedule of Appropriations, Expenditures, and Encumbrances (Non-GAAP Budgetary Basis)
For the Fiscal Year Ended December 31, 2010

| | Encumbered from Prior Year | Appropriations | Expenditures | Encumbered to Subsequent Year | Variance Positive (Negative) |
|---|----------------------------------|---------------------|---------------------|-------------------------------------|------------------------------------|
| Capital outlay: | | | | | |
| Antrim Road bridge | 47,955 | - | 33,790 | - | 14,165 |
| Church painting | 3,248 | - | 2,772 | - | 476 |
| Norway Pond improvements | 6,860 | - | 2,388 | - | 4,472 |
| Main Street improvements | 5,727 | - | 5,701 | - | 26 |
| Main Street construction | - | 582,270 | 582,270 | - | - |
| Mack truck rebuild | - | 20,000 | 20,150 | - | (150) |
| Total capital outlay | <u>63,790</u> | <u>602,270</u> | <u>647,071</u> | <u>-</u> | <u>18,989</u> |
| Other financing uses: | | | | | |
| Transfers out: | | | | | |
| Nonmajor funds: | | | | | |
| Special revenue: | | | | | |
| Library | - | 63,445 | 62,099 | - | 1,346 |
| Expendable trust | - | 10,000 | 10,000 | - | - |
| Total other financing uses | <u>-</u> | <u>73,445</u> | <u>72,099</u> | <u>-</u> | <u>1,346</u> |
| Total appropriations, expenditures, other financing uses, and encumbrances | <u>\$ 97,815</u> | <u>\$ 2,358,286</u> | <u>\$ 2,390,578</u> | <u>\$ 32,735</u> | <u>\$ 32,788</u> |

SCHEDULE 3
TOWN OF HANCOCK, NEW HAMPSHIRE
Major General Fund
Schedule of Changes in Unreserved - Undesignated Fund Balance (Non-GAAP Budgetary Basis)
For the Fiscal Year Ended December 31, 2010

| | | |
|---|---------------|--------------------------|
| Unreserved, undesignated fund balance, beginning, as restated (see Note 13) | | \$ 381,428 |
| Changes: | | |
| 2010 Budget summary: | | |
| Revenue surplus (Schedule 1) | \$ 33,499 | |
| Unexpended balance of appropriations (Schedule 2) | <u>32,788</u> | |
| 2010 Budget surplus | | <u>66,287</u> |
| Unreserved, undesignated fund balance, ending | | <u><u>\$ 447,715</u></u> |

REPORT OF THE TRUSTEES OF TRUST FUNDS

In 2011 the trust funds for the town maintained their value along with the general market trends. Due to the conservative asset allocation of approximately 20% equities and 80% bonds and cash, the trust funds performance this year was essentially flat. The Common Funds account net change in market value was 2% with a 3/4% net change in the Expendable Fund account. This conservative investment asset allocation insures that two long standing goals will most likely be met over time: the portfolio will rise or fall only a small percentage of the overall market change in any given year and the money ought to be there in a stable way for a long time to provide income for the beneficiaries of the trust funds.

The requests for distributions from the funds have been fairly consistent this year as in the past several years. The elementary school, library, cemeteries and fire department are the main beneficiaries of the trust funds year in and year out. The library requested their monthly withdrawal from the trust funds for operating expenses while the cemetery trust funds once again funded the annual maintenance cost of the cemeteries. Sales of cemetery lots provide some annual revenue for the cemetery trust funds. The Thomas and Eleanor Manning Scholarship is at the award level of \$900 for a student pursuing a post-secondary educational career as defined by the bequest.

The fire department used money from the Helen Brown Funds to repair and refurbish four breathing apparatus bottles. By using the Helen Brown Funds to purchase replacement safety gear as well as other needed equipment these recurring costs do not affect the town tax rate.

The Hancock elementary school was the recipient of two disbursements this year. The Artist in Residency program as well as a portion of the new Kindergarten Extended Enrichment Program were funded by the school trusts.

Hancock residents have been generous in the past by making bequests to the town for the benefit of the town and its residents. Without the support of the trust funds either taxes would be higher or certain needs would go unanswered.

The trustees would like to thank the Selectboard, the Town Office staff as well as the other boards, commissioners and town departments for the cooperative way that all decisions regarding these funds are reached every year.

Leonard H. Dowse, Jr. Chair
John E. Carlson
David S. Huntington, Jr.

| DATE OF CREATION | NAME OF TRUST FUND | PURPOSE OF TRUST FUND | PRINCIPAL | | | | INCOME | | | | YTD TOTALS | | | |
|------------------|---------------------------|-----------------------|----------------------|-----------------|--------------------------------------|----------------------|------------------------|--------|------------|---------------------|------------------------|-----------|-------------|---------------|
| | | | BALANCE END OF MONTH | NEW FUNDS TRANS | GAINS OR (LOSSES) SALE OF SECURITIES | BALANCE END OF MONTH | BALANCE INCOME END NOV | DEC % | NET INCOME | TRANS/INCOME EXPEND | BALANCE INCOME END DEC | INCOME | EXPEND | CAPITAL GAINS |
| | | | NOV | DEC | DEC | NOV | NOV | DEC | NOV | NOV | DEC | NOV | DEC | NOV |
| 1986 | CEMETERY FUNDS | CARE OF LOTS | 62,079.61 | 0.00 | 166.96 | 62,246.57 | 10,119.40 | 0.0575 | 501.52 | (2,575.00) | 8,045.92 | 2,576.42 | (5,150.00) | 269.12 |
| | | SUBTOTAL | 62,079.61 | 0.00 | 166.96 | 62,246.57 | 10,119.40 | 0.0575 | 501.52 | (2,575.00) | 8,045.92 | 2,576.42 | (5,150.00) | 269.12 |
| 1952 | TENNEY FUND | LIBRARY | 536.82 | 0.00 | 1.44 | 538.26 | 9.62 | 0.0005 | 4.34 | (3.17) | 10.79 | 22.28 | (31.70) | 2.32 |
| 1984 | JOHNSON, HERBERT | LIBRARY | 338.19 | 0.00 | 0.91 | 339.10 | 5.90 | 0.0003 | 2.73 | (2.00) | 6.63 | 14.02 | (20.00) | 1.47 |
| 1967 | BABBIT, GEORGE KING | LIBRARY | 711.58 | 0.00 | 1.91 | 713.49 | 12.87 | 0.0007 | 5.75 | (4.20) | 14.42 | 29.53 | (42.00) | 3.08 |
| 1982 | JOHNSON, MARY MILLER | LIBRARY | 5,368.26 | 0.00 | 14.44 | 5,382.70 | 95.08 | 0.0050 | 43.37 | (31.72) | 106.73 | 222.79 | (317.20) | 23.27 |
| 1952 | EMERSON, RICHARD & HANNAH | LIBRARY | 2,950.78 | 0.00 | 7.94 | 2,958.72 | 52.63 | 0.0027 | 23.84 | (17.43) | 59.04 | 122.46 | (174.30) | 12.79 |
| 1974 | LYON, ALBERT M | LIBRARY | 1,348.78 | 0.00 | 3.63 | 1,352.41 | 21.81 | 0.0013 | 10.90 | (7.97) | 26.74 | 55.99 | (79.70) | 5.85 |
| 1938 | GIPSON, EMMA WHITIMORE | LIBRARY | 184,973.90 | 0.00 | 497.47 | 185,471.37 | 3,280.97 | 0.1714 | 1,494.34 | (1,092.87) | 3,682.44 | 7,676.80 | (10,928.88) | 801.94 |
| 1946 | WARE, EBENEZAR & MARTHA | LIBRARY | 35,077.92 | 0.00 | 94.34 | 35,172.26 | 622.16 | 0.0325 | 283.38 | (207.25) | 698.29 | 1,455.80 | (2,072.50) | 152.06 |
| 1969 | HANCOCK TOWN FUND | LIBRARY | 2,635.07 | 0.00 | 7.09 | 2,642.16 | 46.63 | 0.0024 | 21.29 | (15.57) | 52.35 | 109.36 | (155.70) | 11.43 |
| 1979 | STEARNS, M. LOUISE | LIBRARY | 195.99 | 0.00 | 0.53 | 196.52 | 3.36 | 0.0002 | 1.58 | (1.16) | 3.78 | 8.13 | (11.60) | 0.86 |
| 1952 | DAVIS, HIEBER J | LIBRARY | 2,375.42 | 0.00 | 6.39 | 2,381.81 | 42.44 | 0.0022 | 19.19 | (14.03) | 47.60 | 98.59 | (140.30) | 10.30 |
| 1969 | THACHER, GRACE HALL | LIBRARY | 13,719.01 | 0.00 | 36.90 | 13,755.91 | 243.06 | 0.0127 | 110.83 | (81.06) | 272.83 | 569.37 | (810.60) | 59.48 |
| 1889 | WHITCOMB LEGACY | LIBRARY | 35,729.46 | 0.00 | 96.09 | 35,825.55 | 633.74 | 0.0331 | 288.65 | (211.10) | 711.29 | 1,482.85 | (2,111.00) | 154.88 |
| 1991 | KARL, G. UPTON | LIBRARY | 18,185.40 | 0.00 | 48.91 | 18,234.31 | 322.86 | 0.0169 | 146.91 | (107.44) | 362.33 | 754.75 | (1,074.40) | 78.83 |
| 1872 | HUBBARD LEGACY | LIBRARY | 1,370.75 | 0.00 | 3.69 | 1,374.44 | 24.21 | 0.0013 | 11.07 | (8.10) | 27.18 | 56.88 | (81.00) | 5.95 |
| 1952 | THACIER, LOUIS B | LIBRARY | 1,342.08 | 0.00 | 3.61 | 1,345.69 | 23.75 | 0.0012 | 10.84 | (7.93) | 26.66 | 55.68 | (79.70) | 5.81 |
| 1993 | MEMORIAL FUND | LIBRARY | 2,097.28 | 0.00 | 5.64 | 2,102.92 | 37.33 | 0.0019 | 16.94 | (12.39) | 41.88 | 87.03 | (123.90) | 9.09 |
| 1993 | ROMNEY WESTON | LIBRARY | 8,166.60 | 0.00 | 21.96 | 8,188.56 | 144.93 | 0.0076 | 65.98 | (48.25) | 162.66 | 338.94 | (482.50) | 35.40 |
| 1949 | TUDOR, JOHN | LIBRARY | 4,762.51 | 0.00 | 12.81 | 4,775.32 | 84.39 | 0.0044 | 38.47 | (28.14) | 94.72 | 197.65 | (281.40) | 20.64 |
| 1876 | EUSTIS | LIBRARY BOOKS | 1,474.95 | 0.00 | 3.97 | 1,478.92 | 26.46 | 0.0014 | 11.92 | (8.71) | 29.67 | 61.22 | (87.10) | 6.41 |
| 1879 | HARDLEY LEGACY | LIBRARY BOOKS | 1,342.08 | 0.00 | 3.61 | 1,345.69 | 23.75 | 0.0012 | 10.84 | (7.93) | 26.66 | 55.68 | (79.70) | 5.81 |
| 1914 | BROOKS, ROSAMOND | LIBRARY BOOKS | 134.19 | 0.00 | 0.36 | 134.55 | 2.58 | 0.0001 | 1.08 | (0.79) | 2.87 | 5.57 | (7.90) | 0.58 |
| 1968 | RUSS, A. BAYNRD | LIBRARY BOOKS | 220.54 | 0.00 | 0.59 | 221.13 | 4.15 | 0.0002 | 1.78 | (1.30) | 4.63 | 9.16 | (13.00) | 0.96 |
| 1977 | TOUMANOFF, ALEXANDRA | LIBRARY BOOKS | 8,627.59 | 0.00 | 23.20 | 8,650.79 | 153.30 | 0.0080 | 69.70 | (50.97) | 172.03 | 358.06 | (509.70) | 37.40 |
| | | SUBTOTAL | 8,627.59 | 0.00 | 23.20 | 8,650.79 | 153.30 | 0.0080 | 69.70 | (50.97) | 172.03 | 358.06 | (509.70) | 37.40 |
| 1969 | WATERBURY, HARRY B | LIBRARY BOOKS | 671.04 | 0.00 | 1.80 | 672.84 | 12.20 | 0.0006 | 5.42 | (3.96) | 13.66 | 27.87 | (39.60) | 2.91 |
| 1999 | MCKINLEY, BOB | WALL ST. JOURNAL | 4,152.77 | 0.00 | 11.17 | 4,163.94 | 72.39 | 0.0038 | 33.55 | (24.56) | 81.38 | 172.35 | (245.42) | 18.01 |
| | | SUBTOTAL | 338,508.96 | 0.00 | 910.40 | 339,419.36 | 6,004.57 | 0.3138 | 2,734.69 | (2,000.00) | 6,735.26 | 14,048.81 | (20,000.00) | 1,467.43 |
| 1889 | WHITCOMB LEGACY | CARE OF COMM | 6,037.64 | 0.00 | 16.24 | 6,053.88 | 2,318.28 | 0.0056 | 48.78 | 0.00 | 2,367.06 | 250.57 | 0.00 | 26.18 |
| 1883 | HILLS, SALINA | SUNDAY SCHOOL LIB | 267.23 | 0.00 | 0.72 | 267.95 | 278.48 | 0.0002 | 2.16 | 0.00 | 280.64 | 11.09 | 0.00 | 1.16 |
| 1896 | GORDON, ASA | SUNDAY SCHOOL LIB | 133.63 | 0.00 | 0.36 | 133.99 | 139.24 | 0.0001 | 1.08 | 0.00 | 140.32 | 5.56 | 0.00 | 0.57 |
| 1951 | THACHER, DELLA | THACHER PARK | 12,653.37 | 0.00 | 34.03 | 12,687.40 | 23,687.50 | 0.0117 | 102.22 | 0.00 | 23,789.72 | 525.13 | 0.00 | 54.86 |
| 1962 | HENSLEY FUND | TOWN CLOCK | 267.23 | 0.00 | 0.72 | 267.95 | 278.48 | 0.0002 | 2.16 | 0.00 | 280.64 | 11.09 | 0.00 | 1.16 |
| 1872 | HUBBARD LEGACY | TOWN POOR | 1,336.47 | 0.00 | 3.59 | 1,340.06 | 1,392.41 | 0.0012 | 10.80 | 0.00 | 1,403.21 | 55.48 | 0.00 | 5.79 |
| 2000 | HELEN W. BROWN | AMBUL/RESCUE | 236,684.75 | 0.00 | 636.54 | 237,321.29 | 57,787.61 | 0.2194 | 1,912.10 | 0.00 | 59,699.71 | 9,822.89 | (1,184.62) | 1,026.01 |
| 2000 | HELEN W. BROWN | FIRE DEPT | 236,684.75 | 0.00 | 636.54 | 237,321.29 | 57,787.61 | 0.2194 | 1,912.10 | 0.00 | 59,699.71 | 9,822.89 | (1,184.63) | 1,026.01 |
| | | SUBTOTAL | 494,065.07 | 0.00 | 1,328.74 | 495,393.81 | 143,669.61 | 0.4579 | 3,991.40 | 0.00 | 147,661.01 | 20,504.70 | (2,369.25) | 2,141.74 |
| 1973 | MANNING, THOMAS & ELEANOR | SCHOLARSHIPS | 15,594.93 | 0.00 | 41.94 | 15,636.87 | 1,376.65 | 0.0145 | 125.99 | 0.00 | 1,502.64 | 647.21 | (900.00) | 67.56 |
| | | SUBTOTAL | 15,594.93 | 0.00 | 41.94 | 15,636.87 | 1,376.65 | 0.0145 | 125.99 | 0.00 | 1,502.64 | 647.21 | (900.00) | 67.56 |
| 1934 | FOSTER, ELWIN C. | SCHOOLS | 68,796.34 | 0.00 | 185.02 | 68,981.36 | 14,776.09 | 0.0638 | 555.78 | 0.00 | 15,331.87 | 2,855.12 | (1,835.77) | 298.24 |
| 1942 | FOSTER, ANNA M B | SCHOOLS | 48,961.07 | 0.00 | 131.68 | 49,092.75 | 10,515.46 | 0.0454 | 395.54 | 0.00 | 10,911.00 | 2,031.98 | (1,306.49) | 212.25 |
| 1937 | HAYWARD, KATTIE M. | SCHOOLS | 48,624.56 | 0.00 | 130.77 | 48,755.33 | 10,445.36 | 0.0451 | 392.82 | 0.00 | 10,838.18 | 2,018.02 | (1,297.50) | 210.78 |
| 1957 | FOGG | SCHOOLS | 1,017.90 | 0.00 | 2.74 | 1,020.64 | 218.83 | 0.0009 | 8.22 | 0.00 | 227.05 | 42.26 | (27.16) | 4.42 |
| 1957 | DAVIS | SCHOOLS | 1,239.77 | 0.00 | 3.30 | 1,243.07 | 266.78 | 0.0011 | 10.02 | 0.00 | 276.80 | 51.51 | (33.08) | 5.34 |
| | | SUBTOTAL | 166,639.64 | 0.00 | 453.51 | 169,093.15 | 36,222.52 | 0.1563 | 1,362.38 | 0.00 | 37,584.90 | 6,998.89 | (4,500.00) | 731.00 |
| | | GRAND TOTAL | 1,078,888.21 | 0.00 | 2,901.55 | 1,081,789.76 | 197,392.75 | 1.0000 | 8,715.98 | (4,575.00) | 201,533.73 | 44,776.03 | (32,919.25) | 4,676.85 |
| | | PROOF | | | | \$1,283,323.49 | | | | | | | | |

EXPENDABLE FUNDS

PRINCIPAL AND INCOME

YTD TOTALS

| NAME OF TRUST FUND | BALANCE | | | | GAIN/LOSS SALES DEC | | | | EXPEND DEC | | | | NEW FUNDS DEC | | | | BALANCE PRINCIPAL & INCOME DEC | | | | % DEC | | | | EXPEND | | | | INCOME | | | | CAPITAL GAINS/LOSS | | | |
|---------------------------|-------------------|-------------|-------------------|---------------|---------------------|-------------------|----------------|-----------------|-------------------|-----------------|---------------|-------------|---------------|-------------|-------------|-------------|--------------------------------|-------------|-------------|-------------|-------------|-------------|-------------|-------------|-------------|-------------|-------------|-------------|-------------|-------------|-------------|-------------|--------------------|--|--|--|
| | END OF MONTH NOV | 0.00 | (\$1,239.09) | 48.18 | 87.19 | 49,004.47 | 26.45% | 4,050.00 | (\$3,235.40) | 933.61 | 205.88 | 0.00 | 0.00 | 0.00 | 0.00 | 0.00 | 0.00 | 0.00 | 0.00 | 0.00 | 0.00 | 0.00 | 0.00 | 0.00 | 0.00 | 0.00 | 0.00 | 0.00 | 0.00 | 0.00 | 0.00 | 0.00 | 0.00 | | | |
| CEMETERY MAINTENANCE FUND | 50,108.19 | 0.00 | (\$1,239.09) | 48.18 | 87.19 | 49,004.47 | 26.45% | 4,050.00 | (\$3,235.40) | 933.61 | 205.88 | 0.00 | 0.00 | 0.00 | 0.00 | 0.00 | 0.00 | 0.00 | 0.00 | 0.00 | 0.00 | 0.00 | 0.00 | 0.00 | 0.00 | 0.00 | 0.00 | 0.00 | 0.00 | 0.00 | 0.00 | 0.00 | 0.00 | | | |
| BROOKS LIBRARY FUND | 97,302.03 | 0.00 | \$0.00 | 93.56 | 173.60 | 97,569.19 | 52.66% | 0.00 | 0.00 | 1,842.87 | 413.01 | 0.00 | 0.00 | 0.00 | 0.00 | 0.00 | 0.00 | 0.00 | 0.00 | 0.00 | 0.00 | 0.00 | 0.00 | 0.00 | 0.00 | 0.00 | 0.00 | 0.00 | 0.00 | 0.00 | 0.00 | 0.00 | 0.00 | | | |
| LIBRARY IMPROVEMENT FUND | 38,617.85 | 0.00 | \$0.00 | 37.14 | 68.90 | 38,723.89 | 20.90% | 0.00 | 0.00 | 731.37 | 163.92 | 0.00 | 0.00 | 0.00 | 0.00 | 0.00 | 0.00 | 0.00 | 0.00 | 0.00 | 0.00 | 0.00 | 0.00 | 0.00 | 0.00 | 0.00 | 0.00 | 0.00 | 0.00 | 0.00 | 0.00 | 0.00 | 0.00 | | | |
| GRAND TOTALS | 186,028.07 | 0.00 | (1,239.09) | 178.88 | 329.69 | 185,297.55 | 100.00% | 4,050.00 | (3,235.40) | 3,507.85 | 782.81 | 0.00 | 0.00 | 0.00 | 0.00 | 0.00 | 0.00 | 0.00 | 0.00 | 0.00 | 0.00 | 0.00 | 0.00 | 0.00 | 0.00 | 0.00 | 0.00 | 0.00 | 0.00 | 0.00 | 0.00 | 0.00 | 0.00 | | | |

CAPITAL RESERVE FUNDS TOWN OF HANCOCK: DECEMBER 31, 2011

CAPITAL RESERVE FUNDS

PRINCIPAL AND INCOME

YTD TOTALS

| NAME OF TRUST FUND | BALANCE | | | | GAIN/LOSS SALES DEC | | | | EXPEND DEC | | | | NEW FUNDS DEC | | | | BALANCE PRINCIPAL & INCOME DEC | | | | % DEC | | | | EXPEND | | | | INCOME | | | | CAPITAL GAINS/LOSS | | | |
|-----------------------------|------------------|-------------|-------------------|-------------|---------------------|------------------|---------------|------------------|-------------------|---------------|--|-------------|---------------|-------------|-------------|-------------|--------------------------------|-------------|-------------|-------------|-------------|-------------|-------------|-------------|-------------|-------------|-------------|-------------|-------------|-------------|-------------|-------------|--------------------|--|--|--|
| | END OF MONTH NOV | 0.00 | (\$1,231.25) | 0.00 | 2.58 | 5,680.69 | 8.39% | 3,281.00 | (1,231.25) | 39.28 | 0.00 <td>0.00</td> <td>0.00</td> <td>0.00</td> <td>0.00</td> <td>0.00</td> <td>0.00</td> <td>0.00</td> <td>0.00</td> <td>0.00</td> <td>0.00</td> <td>0.00</td> <td>0.00</td> <td>0.00</td> <td>0.00</td> <td>0.00</td> <td>0.00</td> <td>0.00</td> <td>0.00</td> <td>0.00</td> <td>0.00</td> <td>0.00</td> <td>0.00</td> | 0.00 | 0.00 | 0.00 | 0.00 | 0.00 | 0.00 | 0.00 | 0.00 | 0.00 | 0.00 | 0.00 | 0.00 | 0.00 | 0.00 | 0.00 | 0.00 | 0.00 | 0.00 | 0.00 | 0.00 | 0.00 | 0.00 | | | |
| CONCERT FUND | 6,909.36 | 0.00 | (\$1,231.25) | 0.00 | 2.58 | 5,680.69 | 8.39% | 3,281.00 | (1,231.25) | 39.28 | 0.00 | 0.00 | 0.00 | 0.00 | 0.00 | 0.00 | 0.00 | 0.00 | 0.00 | 0.00 | 0.00 | 0.00 | 0.00 | 0.00 | 0.00 | 0.00 | 0.00 | 0.00 | 0.00 | 0.00 | 0.00 | 0.00 | 0.00 | | | |
| FIREWORKS FUND | 9,877.51 | 0.00 | (\$934.65) | 0.00 | 4.06 | 8,946.92 | 13.22% | (2,919.40) | (\$6,492.15) | 86.36 | 0.00 | 0.00 | 0.00 | 0.00 | 0.00 | 0.00 | 0.00 | 0.00 | 0.00 | 0.00 | 0.00 | 0.00 | 0.00 | 0.00 | 0.00 | 0.00 | 0.00 | 0.00 | 0.00 | 0.00 | 0.00 | 0.00 | 0.00 | | | |
| BRIDGE CAPITAL RESERVE FUND | 37,964.13 | 0.00 | 0.00 | 0.00 | 17.25 | 37,981.38 | 56.12% | 5,000.00 | 0.00 | 244.02 | 0.00 | 0.00 | 0.00 | 0.00 | 0.00 | 0.00 | 0.00 | 0.00 | 0.00 | 0.00 | 0.00 | 0.00 | 0.00 | 0.00 | 0.00 | 0.00 | 0.00 | 0.00 | 0.00 | 0.00 | 0.00 | 0.00 | 0.00 | | | |
| MEETING HOUSE RESERVE FUND | 15,061.41 | 0.00 | 0.00 | 0.00 | 6.84 | 15,068.25 | 22.26% | 15,000.00 | 0.00 | 68.25 | 0.00 | 0.00 | 0.00 | 0.00 | 0.00 | 0.00 | 0.00 | 0.00 | 0.00 | 0.00 | 0.00 | 0.00 | 0.00 | 0.00 | 0.00 | 0.00 | 0.00 | 0.00 | 0.00 | 0.00 | 0.00 | 0.00 | 0.00 | | | |
| GRAND TOTALS | 69,812.41 | 0.00 | (2,165.90) | 0.00 | 30.73 | 67,677.24 | 77.74% | 20,361.60 | (7,723.40) | 437.91 | 0.00 | 0.00 | 0.00 | 0.00 | 0.00 | 0.00 | 0.00 | 0.00 | 0.00 | 0.00 | 0.00 | 0.00 | 0.00 | 0.00 | 0.00 | 0.00 | 0.00 | 0.00 | 0.00 | 0.00 | 0.00 | 0.00 | 0.00 | | | |

PROOF

252,974.79 24,411.60 (10,958.80) 3,945.76 782.81

REPORT OF THE TOWN TAX COLLECTOR

This year I had the opportunity to continue my training and certification in the following professional development opportunities. The NH Tax Collector's Annual Spring Workshop focused on Bankruptcy and "Alternatives to Foreclosure" with a follow up on current legislation and a report from the NH Department of Revenue. The Annual Tax Collectors Conference focused on a number of pressing issues: Elderly Deferrals, Internal Controls, Liening and Deeding and Best Practices when Applied to Overpayments/prepayments. As always the convention was a wealth of information and networking opportunities with old acquaintances. All of the above opportunities continue to provide our town with the most current procedures and legal processes related to property taxation.

The 2011 property tax rate set by the Department of Revenue was apportioned as follows:

| | |
|----------------|--|
| Town | \$5.26 |
| Local School | \$11.38 |
| State School | \$2.45 |
| <u>County</u> | <u>\$1.16</u> |
| Total Tax Rate | \$20.25 per \$1000.00 of assessed property value |

The 2011 property tax rate represented an overall increase of \$2.95 per \$1000.00 of assessed property value.

Our town sends out bills semi-annually to generate the revenues needed to support our community. The first bill is typically due by July 1 and the second bill is due December 1 to cover the tax fiscal year of April 1 – March 31. The first property tax bill is an estimated bill based on the previous year's tax rate. The second bill generated is based on the new tax rate set by the Department of Revenue in the fall. This new rate is applied to the current assessed value of your property as of April 1st.

State law requires that tax bills be sent to the address of the last known property owner as recorded on the deed at the Hillsborough County Registry of Deeds. If there is a change of ownership or mailing address, please notify our office of these changes.

I would like everyone in town to feel free to call or e-mail me at any time with questions or concerns relative to the payment and collection of property, timber yield, current use change and excavation taxes. I check phone and e-mail messages regularly during the week. Tax Collector hours are Monday and Wednesday at 11am – 1pm or by appointment.

Respectfully submitted, Rennie Timm

DEBITS

**UNCOLLECTED TAXES
AT THE BEGINNING OF THE YEAR**

| | LEVY 2011 | LEVY for 2010 | LEVY for 2009 | LEVY for 2008 |
|------------------------------|----------------|---------------|---------------|---------------|
| Property Taxes | | \$ 149,770.09 | | |
| Land Use Change | | \$ 1,340.00 | | |
| Timber Yield Taxes | | | | |
| Prior Years' Credits Balance | \$ (30,558.27) | | | |
| This Year's New Credits | \$ (16,621.28) | | | |

TAXES COMMITTED THIS FISCAL YEAR

| | |
|---------------------------|-----------------|
| Property Taxes | \$ 4,848,964.00 |
| Land Use Change Taxes | \$ 7,550.00 |
| Timber Yield Taxes | \$ 3,301.05 |
| Excavation Tax @ \$.02/yd | \$ 36.44 |

OVERPAYMENT REFUNDS

| | | |
|-------------------|-------------|-------------|
| Credits Refunded | \$ 621.80 | \$ 567.45 |
| Interest-Late Tax | \$ 2,025.73 | \$ 8,452.15 |

| | | |
|---------------------|------------------------|----------------------|
| TOTAL DEBITS | \$ 4,815,319.47 | \$ 160,129.69 |
|---------------------|------------------------|----------------------|

CREDITS

REMITTED TO TREASURER

| | | |
|-------------------------------------|-----------------|---------------|
| Property Taxes | \$ 4,692,943.26 | \$ 111,251.61 |
| Land Use Change Taxes | \$ 7,550.00 | |
| Timber Yield Taxes | \$ 3,301.05 | |
| Interest & Penalties | \$ 2,025.73 | \$ 8,452.15 |
| Excavation Tax | \$ 36.44 | |
| Converted to Liens (Principal only) | | \$ 39,853.48 |
| Prior Year Overpayments Assigned | | |

ABATEMENTS MADE

| | | |
|----------------|-----------|-----------|
| Property Taxes | \$ 500.00 | \$ 572.45 |
|----------------|-----------|-----------|

| | |
|----------------------------|--------------------|
| CURRENT LEVY DEEDED | \$ 2,118.00 |
|----------------------------|--------------------|

UNCOLLECTED TAXES--END OF YEAR

| | |
|-----------------------------|----------------|
| Property Taxes | \$ 153,402.74 |
| Land Use Change Taxes | |
| Timber Yield Taxes | |
| Property Tax Credit Balance | \$ (46,557.75) |

| | | |
|----------------------|------------------------|----------------------|
| TOTAL CREDITS | \$ 4,815,319.47 | \$ 160,129.69 |
|----------------------|------------------------|----------------------|

SUMMARY OF TAX LIEN ACCOUNTS

| | LEVY for 2010 | LEVY for 2009 | LEVY for 2008 |
|---|----------------------|----------------------|----------------------|
| UNREDEEMED & EXECUTED LIENS (DEBITS) | | | |
| Unredeemed Liens Beginning of FY | | \$ 39,019.83 | \$ 35,318.13 |
| Liens Executed During Fiscal Year | \$ 42,950.39 | | |
| Interest & Costs Collected | \$ 541.06 | \$ 4,586.63 | \$ 7,075.40 |
| TOTAL LIEN DEBITS | \$ 43,491.45 | \$ 43,606.46 | \$ 42,393.53 |
| REMITTED TO TREASURER (CREDITS) | | | |
| Redemptions | \$ 14,442.77 | \$ 19,395.56 | \$ 21,629.70 |
| Interest & Costs Collected | \$ 541.06 | \$ 4,586.63 | \$ 7,075.40 |
| Abatement of Unredeemed Liens | | | |
| Liens Deeded to Municipality | \$ 3,797.42 | \$ 3,953.82 | \$ 13,688.43 |
| Unredeemed Liens End of FY | \$ 24,710.20 | \$ 15,670.45 | |
| TOTAL LIENS CREDITS | \$ 43,491.45 | \$ 43,606.46 | \$ 42,393.53 |

submitted by Rennie Timm, Tax Collector 1/22/2012

| REPORT OF THE WATER RENT COLLECTOR | | | |
|---|----|------------------|---------------------|
| 01/01/2011 - 12/31/2011 | | | |
| | | 2011 | 2010 |
| Uncollected Water Rent Fees Beginning of Year | \$ | 1,509.90 | \$ 926.66 |
| Overpayments as of 1/1/2010 | | | \$ (2,449.32) |
| Water Rent Committed This Year | | | |
| Water Rent | \$ | 53,224.56 | \$ 59,545.82 |
| Supplemental Warrant for Antrim | | | \$ 251.84 |
| Water Upgrade Payment | \$ | 2,248.82 | \$ (567.37) |
| Total Debits | \$ | 56,983.28 | \$ 57,707.63 |
| Remitted to the Treasurer | \$ | 56,110.38 | \$ 55,945.89 |
| Interest | | | \$ 251.84 |
| Uncollected Taxes End of Year | | | |
| Water Rent | \$ | 872.90 | \$ 1,509.90 |
| Total Credits | \$ | 56,983.28 | \$57,707.63 |
| Linda Coughlan | | | |
| Water Rent Collector | | | |
| Unaudited | | | |

| |
|---------------------------------------|
| SUMMARY INVENTORY OF VALUATION |
|---------------------------------------|

This is to certify that the information contained in this report was taken from official records and is correct to the best of our knowledge and belief. RSA 21-J:34. Dated September 1st, 2011.

Roberta LaPlante
 Carolyn Boland
 John Jordan
 Select Board of Hancock

| | <u>Acres</u> | <u>Valuation</u> |
|--|--------------|--------------------|
| Value of land under Current Use | 14,186.27 | 1,039,926 |
| Value of residential land | 3,032.41 | 84,027,000 |
| Value of commercial land | 29.31 | 1,034,700 |
| Total of taxable land | 17,247.99 | 86,101,626 |
| Tax exempt and non-taxable land (4,525,300) | 1,327.38 | |
| Manufactured Housing | | 459,400 |
| Value of residential buildings | | 146,903,800 |
| Value of commercial buildings | | 2,858,600 |
| Total of taxable buildings | | 150,221,800 |
| Total tax exempt and non-taxable buildings (8,085,500) | | |
| Public Utilities - Electric | | 5,708,600 |
| TOTAL VALUATION BEFORE EXEMPTIONS | | 242,032,026 |
| NET VALUATION ON WHICH TAX RATE FOR MUNICIPAL, COUNTY & LOCAL EDUCATION TAX IS COMPUTED | | 241,772,06 |
| NET VALUATION WITHOUT UTILITIES ON WHICH STATE EDUCATION TAX IS COMPUTED | | 236,063,426 |
| Number of Elderly Exemptions granted for 2011 | 7 | 245,000 |
| Number of Blind Exemptions granted for 2011 | 1 | 15,000 |

CURRENT USE REPORT

| CATEGORY | TOTAL ACRES |
|---------------------------------------|-------------|
| Farm Land | 659.67 |
| Forest Land | 12,839.93 |
| Unproductive Land | 205.30 |
| Wet Land | 481.37 |
| Total acreage taxed under Current Use | 14,186.27 |

| |
|----------------------------------|
| SCHEDULE OF TOWN PROPERTY |
|----------------------------------|

December 31, 2011

| | |
|---|-----------|
| Town hall, office lands and buildings U9-11, U9-18, U4-19 | 1,692,800 |
| Furniture and equipment | 100,000 |
| Library, lands and buildings U4-6, 8, 8A | 622,400 |
| Contents | 400,000 |
| Highway Department, lands and buildings U6-10 | 126,900 |
| Equipment | 421,425 |
| Supplies and materials | 30,000 |
| Fire Department, lands and buildings U4-73; U5-2 | 348,800 |
| Equipment | 210,000 |
| Recycling/Transfer, land, buildings, equipment | 92,300 |
| Water Supply facilities R3-19, 20, 21 | 244,900 |
| Land around school | 202,400 |
| Camp Guild | 119,900 |
| Parks and commons R1-8, 12A, 17, 39A; R4-9A; R8-10, 19, 79B; R9-16, 28,50, R9-70; R11-34A, 68; U2-2; U5-1; U6-2A; U7-4A; U13-3; U9-4,12,13,17 | 1,801,700 |

**DEPARTMENT OF REVENUE ADMINISTRATION
2011 TAX RATE CALCULATION**

Town/City: Hancock

| | | |
|--------------------------|-----------|------------------|
| Gross Appropriations | 2,330,028 | |
| Less: Revenues | 1,097,198 | |
| Less: Shared Revenues | -0- | |
| Add: Overlay | 4,710 | |
| War Service Credits | 35,200 | |
| Net Town Appropriation | 1,272,740 | |
| Special Adjustment | -0- | |
| Approved Town Tax Effort | 1,272,740 | TOWN RATE |
| | | 5.26 |

School Portion

| | | |
|--------------------------------|-----------|---------------------|
| Net Local School Budget | -0- | |
| Regional School Apportionment | 3,686,850 | |
| Less: Adequate Education Grant | (357,358) | |
| State Education Taxes | (577,519) | LOCAL SCHOOL |
| Approved School(s) Tax Effort | 2,751,973 | RATE |
| | | 11.38 |

State Education Taxes

| | | |
|--|---------|--------------------|
| Equalized Valuation (no utilities) x | \$2.325 | STATE |
| 248,395,428 | 577,519 | SCHOOL RATE |
| Divide by Local Assessed Valuation (no utilities) | | 2.45 |
| 236,063,426 | | |
| Excess State Education Taxes to be Remitted to State | | -0- |

County Portion

| | | |
|----------------------------|---------|--------------------|
| Due to County | 279,666 | |
| Less: Shared Revenues | -0- | COUNTY RATE |
| Approved County Tax Effort | 279,666 | 1.16 |

TOTAL RATE **20.25**

| | |
|-------------------------------|-----------|
| Total Property Taxes Assessed | 4,881,898 |
| Less: War Service Credits | (35,200) |
| Total Property Tax Commitment | 4,846,698 |

Proof of Rate

| | Net Assessed Valuation | Tax Rate | Assessment |
|------------------------------------|------------------------|----------|------------|
| State Education Tax (no utilities) | 236,063,426 | 2.45 | 577,519 |
| All Other Taxes | 241,772,026 | 17.80 | 4,304,379 |
| | | | 4,881,898 |

REPORT OF THE LIBRARY DIRECTOR

“Nothing can supply the place of books. They are cheering or soothing companions in solitude, illness, affliction. The wealth of both continents would not compensate for the good they impart.”

— William Henry Channing

“Nothing can supply the place of books”...though who, during William Henry Channing’s era (1810-1884), would foresee how the format of those books could change? 2011 was a year of transition in the book world. More and more people purchased e-readers and requested access to ebooks. The Hancock Town Library purchased a Nook e-reader in 2011 and got it circulating late in the year. Here’s how it works: the library staff downloads a patron-requested free ebook from our state library consortium (<http://nh.lib.overdrive.com>). The patron then takes the Nook home with two weeks to read the ebook. Try it out in 2012 – let us know what you think!

Meanwhile, back in the physical (rather than virtual) world, the library owns 20,736 items. From books to books on tape (yes, we still have some) and CD, to videotapes (yes, VHS still lingers in the homes of Hancock) to DVDs. We also subscribe to 46 different periodicals.

The Hancock Town Library has a total of 1488 patrons: 1150 adults and 338 students. We also have 156 fans on our Facebook page (we can do better – go “like” us on FB: <https://www.facebook.com/hancocknhlibrary>). 690 patrons were active users of the library this year which means that 42% of the town (our official population is 1,654) checked out an item at the library this year! (That’s actually quite good – many libraries are reporting 20-30% usage.)

We added (thanks to our computer consultants Roberta Beeson and Matthew Hale) 3 public computers this year so we’re up to 7 public computers. They were used 2,519 times in 2011 and are often full, especially after school.

22,268 items circulated this year – that includes 379 audio and ebooks downloaded from our Overdrive site. We requested 658 interlibrary loans for our patrons this year and sent out 278 items to other libraries around the state. Hancock patrons also accessed various databases that we subscribe to (thanks to the Friends of the Library and the state library): EBSCO, Ancestry.com and HeritageQuest.com were utilized 806 times.

21,528 people passed through our library this year. 936 reference questions were asked and answered.

There were 146 children’s programs in 2011 serving 2,348 children! Special thanks to the Hancock Woman’s Club and the Friends of the Hancock Town Library for their donations to our annual Summer Reading Program.

REPORT OF THE LIBRARY DIRECTOR - CONTINUED

for the support and know that this library is fortunate to have such a generous community behind it.

The Friends of the Library, under the very capable leadership of Jane Richards-Jones, had another banner year with their annual book sale in August. Special thanks to Nancy Daniels and Jill Kuchinos for running the book sale so efficiently and seemingly effortlessly. The funds they raised went to the purchase of new public computers as well as all the extras that make this library so special: speakers on a wide variety of topics, summer reading program prizes and entertainment, most of the DVDs which are new releases, the fees for the rights to show movies and download audiobooks, and a thousand other small but necessary items needed to keep this library running.

As always, a heartfelt thank you to all the people who volunteer for this library. The volunteers are at the front desk checking out your books, or helping set up the computers, or sorting, boxing and carrying books for the book sale, or creating gorgeous signs, or taking things to the dump, or repairing books. It seems whenever, whatever we ask, people step up to help. We couldn't do it without you!

Respectfully submitted,

Amy Markus
Library Director

REPORT OF THE LIBRARY BOARD OF TRUSTEES

The Library Board of Trustees is deeply grateful for the continued support that the residents of Hancock have given to the Library. Amy Markus has prepared a separate annual report which provides specific details about the level of use, which continues to be substantial. But in addition to use of the library, many residents provided much appreciated financial support, by responding to our Anniversary campaign. Because of these contributions, the Library's building fund is strong. Given the major expense incurred to have the roof replaced, the financial contributions were of special importance. In future years there will be maintenance costs for this Town building, including replacement of a furnace, new carpeting and flooring, energy efficiency improvements, and other regular maintenance and repair.

The roof project was successfully completed by Nevan Cassidy, who did an excellent job. The Trustees appreciate the funds raised at the March 2011 Town Meeting to assist in this project. Those contributions represent about 25% of the final cost, the rest coming from the Library's building fund.

Amy Markus continues to provide a wonderful variety of programs and services. The addition of more computers for public use has been especially useful. Most afternoons all of the computers are in use, by residents of all ages. The Daniels Room is in constant use for a variety of activities, from the Lego Club and art exhibits to a variety of public presentations on a great variety of topics.

The Trustees also wish to extend special thanks to the Friends of the Hancock Town Library. They play a vital role in supporting the library, and they significantly contribute to having such a strong library for a relatively small community.

We strongly believe that the Library is an essential component of a vibrant community, and with your continued support, the Trustees and staff will work to ensure that the Library remains financially sound and of continued relevance as our society continues to shift towards increased use of digital information.

Respectfully submitted,

Mary Garland
Laurie Bryan
Peter Ryner

**HANCOCK TOWN LIBRARY
TREASURER'S ANNUAL REPORT**

DECEMBER 31, 2011

Statement of Revenues and Expenses

Revenues

| | |
|------------------------------|-------------------|
| Transferred from Trust Funds | 20,000.00 |
| Town of Hancock | 63,094.77 |
| Gifts | 19,099.91 |
| Sundry | 3,002.33 |
| Total Revenues | 105,197.01 |

Expenses

| | |
|--------------------------------|-------------------|
| Salaries | 63,094.77 |
| Books | 7,089.70 |
| Computer Expenses | 1,501.88 |
| Periodicals | 1,043.86 |
| Audio Visual Media | 650.71 |
| Supplies | 1,390.61 |
| Utilities | 7,775.85 |
| Buildings & Grounds | 16,305.32 |
| Dues & Education | 770.08 |
| Programs | 1,123.41 |
| Equipment Maintenance | 1,028.90 |
| Furniture & Equipment | 0.00 |
| Miscellaneous | 1,847.10 |
| Postage | 260.00 |
| Volunteers | 600.00 |
| Bank Service Charges | 0.00 |
| Total Expenses | 104,482.19 |
| Net Revenues (Expenses) | 714.82 |

Statement of Assets and Fund Balance

ASSETS

| | |
|--------------------------------------|---------------------|
| Checking Account | 6,086.93 |
| Investment Account – Bank of America | 153,539.16 |
| Total Assets | \$159,626.09 |

FUND BALANCE

| | |
|---------------------------------|---------------------|
| Beginning of the Year | 155,102.92 |
| Appreciation of Investment -YTD | 3,808.35 |
| Net Operating Revenues – YTD | 714.82 |
| Total Fund Balance | \$159,626.09 |

REPORT OF THE DIRECTOR OF PUBLIC WORKS

The Public Works office handles all the administration and operations for the Highway Department, the Transfer Station, Buildings and Grounds, as well as the Water Department and cemeteries. The DPW staff consists of myself, 4 full time guys that handle highways and bridges, equipment maintenance, the water department and assists in cemeteries. We have 1 full time person that supervises the transfer station and handles buildings and grounds, and we have 2 part time staff at the transfer station. In the summer months we also hire a part time person to help with the mowing of the commons, buildings and cemeteries.

We have a talented crew that is able to integrate these various skills into our everyday work. Training is an ongoing endeavor, four of us carry NH DES solid waste certification and 2 of us carry NH DES water works certifications. Highway Personnel takes continuing education classes through the UNH Technology Transfer Center (T2 Center). The T2 center has a program called the Road Scholar program that is geared toward municipal public works departments. There are 4 levels of achievement with the program, Road Scholar 1, Road Scholar 2, Senior Road Scholar, and Master Road Scholar. Each level has certain education and classroom time requirements. Currently on our staff we have (1) Master Road Scholar, (1) Road Scholar 2 and (2) Road Scholar 1 employees. We also have a staff member that has taken advanced air brake courses. We all have to be certified by ATSSA for roadway traffic control as well as Incident Command System training through FEMA. The knowledge that the staff brings to work every day is what makes all of the work *almost* seamlessly.

2011 may be remembered as a year of unusual weather events. In the spring and in the fall the rain never seemed to stop, 2011 ranked #4 for overall rainfall throughout the year, since records have been kept. *An interesting note, the top four rainiest periods on record have occurred since 2005.* Hurricane Irene was in the neighborhood in late August, we missed the brunt of the storm but our neighbors to the west and the north had some devastating rainfall and subsequent flooding out of this event. Two days before Halloween Mother Nature dropped 24 inches of snow in about 12 hours. Once again we missed the brunt of the storm, east and south of here dealt with lots of trees and power lines down and weeks without power. This was the largest recorded snow event in the month of October. The months of November and December came off much warmer than normal with hardly any snow fall.

We had 22 winter weather events, with 17 of them coming between January and April. The most notable storm was the October snowstorm. We currently have five plow routes to handle our snow removal operations. Snow removal operations are conducted under the winter maintenance policy that the Hancock Select board has approved and adopted. A copy of this policy is reviewed every two years and any changes that need to be made are incorporated into the next revision.

The 2011 town meeting passed a five-year road bond to address the deteriorating roads in the Prospect Hill neighborhood. Ledge Road and the upper part of Prospect Hill Road had the existing roadway ground into the base and then stabilized with Portland cement. Once that was complete the new road bed was paved with hot mix asphalt. Juniper Circle and a portion of Prospect Hill Road was shimmed with asphalt and then overlaid with 1 inch of hot mix asphalt. Originally we were looking at allowing Sugarbush Road to revert back to gravel. At the request of the residents, I continued to pursue other options and during the summer I learned that one of our sub-contractors is now able to perform asphalt injection as a base stabilization. This will allow us to

keep Sugarbush Road with a chip sealed surface that will give us almost the same life cycle cost as reverting it back to gravel. This process is temperature dependent, so we postponed that work until July or August of 2012.

In 2011 we began a program that will place 3 inches of crushed gravel on our gravel roads. The frequency of the replenishment is dictated by traffic volume and road classification. During the year we added gravel to Antrim Road, a section of Brimstone Corner Road, High Street, a section of Old Dublin Road, Verney Road and a section of Weston Road. By keeping a good working layer of gravel on the surface we reduce the number of times we have to grade and it gives a better riding road for the users.

Our Paved Road summer maintenance program consisted of shim and sand seal on various roads. This program is a 5 year program that dovetails with our road construction program. In 2011, we placed a leveling shim on most of North Road; we sand sealed North Road, Link Road, a section of Kimball Road and all of Cavender Road. The shim helps bring the shape back to the road, this helps in drainage as well as the ability to clear snow and ice from the pavement. The sand seal prevents water infiltration through roadway cracks and also gives a thin wear surface for the roadway.

Throughout the rest of the year we cut brush on several miles of road such as Kimball Road, South Elmwood Road, Jaquith Road and various other roads. We also replaced several failed culverts, and did ditch and shoulder work on over 3 miles of road. We mowed all our roadsides and graded all our gravel roads at least twice; some of the more heavily used gravel roads were graded 3 times. We also assist the water department with water breaks and repairs as well as the cemetery with burials and grounds maintenance.

Our trucks and equipment continue to perform well with limited amounts of down time for repairs and service. In these economic times it becomes even more important to get as much useful life from these assets as we can. Shop rates for repairs have continued to climb to the point where we are paying anywhere from \$85 to \$110 an hour for mechanics time. We are fortunate to have staff that can bring much of that work in house and minimize the mechanics expense as much as possible. In one instance this year we spent \$45 to send one of staff to a class and it saved us over \$1,000 in repair costs just 2 months after the class. This is where employee knowledge and the willingness to attend training are paying dividends to us.

We have had pretty good results by re-building our existing equipment to extend their useful life. We did this to our loader back in 2001 and we just did this with our Mack dump truck last year. We will continue to evaluate each piece of equipment as it nears the end of its normal life cycle and try to decide if the major components are worth re-building or replacing.

Over the last 12 years we have been able to make some much needed progress on our bridges. We now own 12 bridges around town (the Mill Road bridge was removed this past year) and 12 years ago we had weight limits on 5 of them, 7 were on the state's red list. Today all our bridges are safe for legal loads, and only 2 remain on the states red list. We have replaced 4 complete bridge structures and we have made improvements to 2 others to eliminate the weight limit posting. State funding for bridge replacements has been diminishing for several years, yet our construction costs have been increasing. This makes advance planning imperative to a successful program. Our next focus will be on the set of twin culverts at the Mill Pond on Old Dublin Road as well as the full

bridge replacement of the Longview Road Bridge. As a direct result of the 2005 Alstead flood, NH DES has re-written the stream crossing rules that govern the process we can use to replace our bridges. Although this has substantial life safety and environmental benefits it does pose financial costs and permitting processes that were not here a few years ago. I am in the process of putting together a full plan with cost estimates to address these 2 structures.

This past year we implemented the grants that the Hancock Energy Advisory Team had secured in 2010. The first grant placed photo-voltaic (PV) solar panels on 4 town buildings. By April we had all 4 buildings up and running. This system works on net metering, which means if we produce more solar electricity than we need, then PSNH will give us a credit. If we need more than we generate, we purchase it from PSNH, or work off our credit. All the buildings have seen substantial savings from the installation of these panels, and at least 2 of them will likely generate all their electricity from solar power. There is a link on our website that will let you see how much power is generated at the DPW office.

The other project that we undertook was the weatherization of 6 town buildings. During this process, we insulated, sealed drafts and improved the efficiency of the HVAC systems to minimize the amount of energy our buildings consume. With heating oil over \$3.00 a gallon it becomes important to tighten up these buildings. I have not been through a full winter yet, but early indications say we are seeing substantial reduction in our fuel use in all the buildings. At the end of this heating season I should have a better handle on just how much savings we are seeing.

Cooperative purchasing with neighboring towns and school districts has continued to save us money. The most notable purchases have been with #2 fuel oil and our electricity. As a small community we have limited buying power, but when we combine with our neighbors and school district we are able to take advantage of bulk purchasing. In 2011 we saved our \$.30 a gallon on #2 oil and we saved almost \$.01 per KWh in electricity. This has resulted in over \$1500 worth of savings in 2011.

The Main Street project was, for the most part, completed in 2010 but we did have some issues that surfaced after construction was complete. These are not uncommon in any large project. The Engineers that we chose were excellent to work with in resolving many of these issues. They assisted us with expertise and monetary assistance on some items that were in their purview. Some of the other items we were not as fortunate on and had to go through a lengthy process of insurance companies and bond companies to get some resolution. We have a few more small items to address in the spring and then we can put this whole project to bed.

I would like to thank the Town Office Staff, the Police, and Fire Departments for their help and assistance throughout the year. I would like to thank the Select board for their guidance and support and especially the townspeople for the continued support throughout the year. I want to personally thank my staff for their professionalism and dedication to the Town of Hancock. I cannot stress enough how dedicated employees are the main reason we can continue to operate efficiently and as productively as we do.

Respectfully submitted,
Kurtis J. Grassett

REPORT OF THE HANCOCK FIRE DEPARTMENT

It has been almost fifteen years since we had a drowning accident in Hancock; unfortunately 2011 presented us with two such tragedies. Early in January, a Milford man drowned in Lake Nubanusit after two snowmobiles fell through thin ice after a day of ice-fishing. Two other men were pulled out and brought to the hospital for treatment of hypothermia. Our members spent a long, cold evening on the ice waiting for help from a dive team. We were aided by the Winchester NH Fire Department, who sent a small hovercraft to safely transport personnel and equipment to the site, about one half mile from the boat launch.

In August, we were assembled at the station, about to line up for the Old Home Day parade when we received a call for an overturned kayak in Moose Brook. We had members present who had small watercraft with them, so they were sent out from Longview Road. Unfortunately, our friend and neighbor, Lance Patten, had been in the water for much too long and could not be saved. Our thoughts go out to his wife and daughter.

Overall, we had 149 calls for the year, down just a bit from 2010. These included the usual Lifeline calls, multiple fire alarms, ambulance calls, and motor vehicle accidents. Luckily, nobody was seriously injured in these accidents this year. We did see quite a few young drivers crash their cars (one into the middle of a brook) on straight dry roads. Although we can't prove it, I can't help but think that at least some of these incidents were caused by distracted driving - cell phones and texting in particular.

Weather played a factor in much of our activity this year. In June, a powerful thunderstorm rolled through town, and the huge horse barn and riding ring on Middle Road was struck by lightning. We were quite surprised to find damage on almost all corners of the building, but the one small fire was extinguished quickly. A week later, a freak straight line windstorm blew through town, toppling trees onto roads and wires in four spots. Hurricane Irene came through New England in late summer, prompting us to work up emergency planning with the other town departments. Luckily the brunt of the storm passed just to our west, and we were spared any serious damage. The hill towns of Eastern Vermont weren't so lucky, and had massive flooding problems from Irene. We did get hit hard by the "Halloween Blizzard" in late October, which dumped 21 inches of heavy snow. Early on in the storm, we had at least four car crashes, and had to close Route 123 for a time until road crews could clear the highway. Several of our own personnel slid off the road that night, both in private and department vehicles. (Yes, one of them was me...) Thankfully, that snow melted away and the remainder of the year was uneventful in terms of snow.

We were called out on 20 Mutual Aid calls to other towns in the area in 2011. Once was to set up a Landing Zone for a DHART Med-flight, several were for cover trucks. We spent over 14 hours in Jaffrey at a 4th alarm incident when the wood pellet plant caught fire, again. In December, we assisted the Hancock Police with a search in the woods for a subject calling 911 on a cell phone. Nobody was ever found, and we believe it may have been a hoax call, but it was good practice for using GPS units.

As always, I have to thank my Assistant Chiefs, my three Captains, and all the members of the Department for their hard work and dedication all year long. Thanks also to the Police and Highway Departments, and the Town Office Staff for making our jobs easier. Every taxpayer in Hancock should be thankful to the HEAT Committee, who helped place solar panels on the roof of the fire station this year, as well as getting the insulation in the building improved. Our electricity and propane consumption should drop a substantial amount from last year.

Respectfully submitted,

Nevan Cassidy

REPORT OF THE FIRE WARDENS

Because of a moderately wet summer, 2011 was an easy year for the Fire Department when it came to brush fires. The only real incident we encountered was a good sized grass fire on Elmwood Road that was started by a branch falling on an electrical transformer on a pole. Our new Brush Truck has proven to be a reliable and versatile piece of apparatus for brush fires as well as other utility calls.

Unless there is snow on the ground, you will need a permit before you burn brush on your property. We also issue seasonal campfire permits, provided that you have constructed an adequate pit of burning. Rules and regulations pertaining to outdoor fires can be found at our fire station, the dump and also on our Website. You can access that through the Town's website.

Respectfully submitted,
Nevan Cassidy
NH State Fire Warden

*In Memory of Bob Kierstead
1938-2011*

Retired Fire Chief Robert (Bob) Kierstead died in November of 2011. As he wished, Bob was laid to rest without a lot of fanfare, but I feel I have to make note of this man's passing. Bob was a Hancock native, and did a great deal for the town in his many years here. Like his father, he was a Selectman for six years and Town Clerk for seven years. Bob was also on the Planning Board for five years, the Cemetery Committee for six years, and a Fire Warden for over twenty years, and served on the Selectmen Advisory and the Firehouse Study Committee. Bob ran the Hancock Toy Shop in the building at the base of Norway Hill Road for years and was an accomplished woodworker. He and his wife, Marilyn, raised their two daughters in their house on Wilder Road. However, his biggest mark of the town was holding the position of Fire Chief for almost 22 years. He took over the department at a relatively young age and made huge strides to bring it forward. Under Bob's leadership, the current Fire Station was designed, financed and built and put into service in 1980. He and a few others did comprehensive studies of the fire protection needs of the town and came up with a plan to keep two fire engines and two tanker trucks in the station, and to put those four pieces of apparatus on a regular replacement schedule, both to keep our trucks up to date, and to even out the financing of the equipment. Because of Bob's foresight, we can make a significant first attack on a structure fire before Mutual Aid units arrive from other departments.

The photo below is one of the few action shots we have of Bob. He was not a man to pose for pictures. This was taken in 1993 at the scene of a fire in Bud Wilder's garage on Forest Road. While it is a bit out of focus, I feel it captures Bob in his element.

In his 22 years, I know he influenced a large number of Hancock Firefighters, both past and present. Our Department and the town owe Bob a great debt of gratitude.

Nevan Cassidy, HFD Chief



REPORT OF THE POLICE DEPARTMENT

One of our important goals this year was to continue with our efforts of community policing. We've made great strides in this effort this year. I have seen a growing trend in the community with requests for talks from school groups and civil groups. I believe that our positive interactions with the young people in town will lead to added respect of our town and our police force. The benefits to community policing are astronomical in a small community such as ours. We are able to develop critical information based on our smallest contacts. This is a very valuable crime prevention and detection tool.

Keeping our officers trained and developing their expertise has been proven to be a valuable asset to our department. Officer Weeks attended Fraud Investigation, has become a PT instructor and has been re-certified as a Taser Instructor; Officer Hetrick had been certified as an OC Instructor and PT Instructor, and I have been re-certified as a Taser instructor and have become a traffic control Flagger instructor. We have all attended use of force training and other training. Officer Xenakis graduated from the 259th Part-time academy in May and has completed an extensive field training program.

This year has been very busy for us. We have been very active with motor vehicle enforcement. It is up 50% from last year to almost 1300 cars stopped. We have had 3 reported burglaries in 2011. This is significantly less than our neighboring communities. Most communities around us are averaging between 10 and 20 for the year. Of the 3 burglaries, 2 were solved with arrests made, one is still under investigation. With our proactive approach and high visibility, I believe that this is a direct correlation to that figure.

One of these burglaries occurred on Forest Road. A family member of a resident noticed a suspicious vehicle parked in the long driveway of the residence. The incident was immediately reported to us and an officer responded to the residence. While enroute, the citizen stated that the car left the area. The citizen followed the car giving valuable information about the vehicle. The officer notified area police departments and the vehicle was stopped in Dublin. When our officer arrived at the Forest Road residence, we made contact with a male subject in the area and detained him. During the investigation we discovered that the men had just broken into a residence and had cut the copper piping from the plumbing in the house. We also discovered that the men had gone on a crime spree in Greenfield earlier in the day. Both men were arrested and were held on \$50,000 cash bail while awaiting trial.

Another burglary occurred on Bonds Corner Road that we believe was a combination burglary/home invasion. Two or more men entered the residence at night while the residents were home. The suspects fled with items as one of the teenage residents chased them out of the yard with a baseball bat. An officer responded to the residence and notified area police departments of the vehicles description. While the officer was investigating the incident, officers from Peterborough located the vehicle. Information was developed where search warrant applications were presented to a Judge and granted. During a search of the residences and the vehicle, we located the stolen evidence. Two male subjects were arrested and were held on cash bail awaiting trial.

REPORT OF THE POLICE DEPARTMENT - CONTINUED

We also had some tragedy strike our community. At the beginning of our Old Home Day celebration, we investigated a drowning of one of our residents who had been kayaking in Moose brook. Our officers, along with members of the Fire and Rescue, maintained professionalism and compassion throughout this incident and the days to follow. I was very proud of how our departments worked flawlessly in this unfortunate situation, all of this happening while we were continuing with the Town's celebration. Other officers stepped up to take up any slack that was left short by redeployment to this incident.

We have also investigated a multitude of other crimes that occurred from criminal mischief to thefts to domestic violence related incidents. We had numerous arrests for DWI and drug possessions. We have developed valuable relationships with other police departments which have led to networking and sharing information that has assisted both our department and other police departments with solving crimes in and around our community. Some of the information we have been able to develop through our investigations have been passed on to Local, State, and Federal law enforcement agencies and have led to several arrests.

We have also been continuing with our constant endeavor to slow traffic on Main Street while not neglecting other areas of town. We will continue to maintain high visibility and traffic enforcement on all roads in Hancock. I believe that these efforts have been paying off so do not be surprised if you are sitting in your vehicle on the side of the road and one of the officers stops to see what you are doing. We check all vehicles sitting on the side of the road whether occupied or not. Our reasoning is that burglars have to get to a house some way and by checking on these vehicles may point us in a positive direction to solving a crime or incident.

We are also continuing with our efforts with parking on Main Street and surrounding areas. It appears that as we continue to be proactive with parking enforcement, we are on a great path to educating everyone on the proper spaces and lots that can be utilized. We, as drivers, must understand that "no parking" areas or "handicapped" parking areas do not have specific times associated with them. We want to keep our Commons beautiful and our streets clear of obstructions. We did not have a large issue with parking on Kings Highway or Landing Road this past year. Again, I think that this is due to our presence in those areas throughout the day and evening.

I would like to thank all of the department heads as well as all members of their particular departments for the cooperation and helpfulness that they have shown throughout the year. I am very proud of all of the officers of my department as well as all of the employees of this beautiful town. I look forward to the upcoming year and all that it will bring.

Respectfully Submitted,

Andrew M. Wood
Chief of Police

Statistical Information for the last 5 years

| Years | 2006 | 2007 | 2008 | 2009 | 2010 | 2011 |
|------------------------------------|------|------|------|------|------|------|
| Total Incidents | 48 | 41 | 83 | 121 | 88 | 103 |
| Total Arrests | 22 | 55 | 21 | 29 | 66 | 46 |
| Total Citations/Warnings | 270 | 429 | 668 | 590 | 886 | 1254 |
| Accidents | 19 | 47 | 44 | 35 | 32 | 46 |
| Parking Tickets | 0 | 0 | 2 | 30 | 34 | 41 |
| Field Interviews | 0 | 1 | 24 | 490 | 1921 | 1878 |
| Warrants | 0 | 0 | 1 | 1 | 8 | 9 |
| Case Activity Statistics | | | | | | |
| Total Offenses Committed | 75 | 108 | 101 | 152 | 167 | 157 |
| Total Felonies | 4 | 10 | 11 | 20 | 18 | 13 |
| Total Crime Related Incidents | 46 | 38 | 76 | 113 | 87 | 99 |
| Total Non Crime Related Incidents | 0 | 0 | 0 | 0 | 0 | 3 |
| Total Arrests (On View) | 15 | 41 | 10 | 8 | 45 | 19 |
| Total Arrests (Incidents/Warrants) | 6 | 9 | 8 | 13 | 10 | 20 |
| Total Summons Arrests | 1 | 4 | 2 | 8 | 11 | 7 |
| Total Arrests (Unspecified Type) | 0 | 0 | 0 | 0 | 0 | 0 |
| Total Arrests | 22 | 54 | 20 | 29 | 66 | 46 |
| Total Protective Custody | 0 | 0 | 1 | 7 | 34 | 6 |
| Total Juvenile Arrests | 3 | 16 | 2 | 10 | 14 | 6 |
| Total Juvenile Handled (Arrests) | 0 | 14 | 1 | 3 | 7 | 1 |
| Total Juvenile Referred (Arrests) | 3 | 2 | 1 | 7 | 7 | 5 |
| Total Hearings | 0 | 0 | 0 | 0 | 0 | 0 |
| Total Summons | 129 | 238 | 200 | 173 | 139 | 144 |
| Total Warnings | 151 | 207 | 468 | 416 | 747 | 1110 |
| Total Restraining Orders | 5 | 2 | 8 | 7 | 8 | 2 |

REPORT OF THE DUMP COMMITTEE

We would be remiss in our duties if we did not start off the annual report with reminding everyone that recycling in Hancock is mandatory and has been for over 20 years. We continually look at opportunities to increase our recycling rate, while providing service to all our customers. The recycling markets were, for the most part, favorable all year long which allowed us to generate \$25,306 in revenue this year.

The Hancock recycling center handled just over 602 tons (an increase of 37 tons) of solid waste and recyclables over the year. We handled 257 tons of recycled material, which netted an income of \$25,306 for the year. Residents tossed out 345 tons of trash during the year, which cost us \$40,726. This brings our recycling rate in at 42.65% for 2011. The good news is our recycling rate remained the same as last year but could always be improved.

The Dump Committee implemented some operational changes in 2011. At the request of our customers we changed the Wednesday opening time from 4 PM to 3 PM. We also moved our Saturday closing time from 3 PM to 5 PM. Both of these changes came as a result of the meeting with residents that we held back in November of 2010. We also contracted with Information Security Services to provide a secure shredding service for resident's personal papers and bank statements. We are planning on holding another one this spring.

We are continuing to evaluate our long term needs, and how to best afford them. In 2012 we will be asking to replace the compactor. This machine was purchased in 1991 and was used when we purchased it. At 20+ years old it is nearing the end of its useful life. By all indications we are at the point where failure could come any day, and as vital as this is to our operation we want to be proactive and replace it before we have a catastrophic failure. Space for our recyclables is also a factor; we are anticipating the need for more improved storage in the next few years. The trailers that we have had for the last 20 years are also nearing their end of life. These have worked well but they are not as efficient as they could be. A more permanent situation for the Swap Shop would also be desirable.

In November Cathy Roper resigned her position at the dump. We thank her for all her hard work and wish her well in her future endeavors. Lenny Emond was hired to replace Cathy, and he began his duties at the end of December. Thanks to all the employees that have helped make this facility neat, clean and friendly for all that use it.

Respectfully Submitted,

Hancock Dump Committee

Clay Sherman

Denny Caldwell

George Salazar

Jarvis Coffin

John Jordan, Selectman

Kurt Grasset DPW Director

Mark Monkton

Town of Hancock, NH

Congratulations for being such active recyclers!

Below please find information on the positive impact this recycling has had on your environment.

The recyclable materials listed below were sent to market to be remanufactured into new products through your non-profit recycling cooperative, the Northeast Resource Recovery Association.

| Recyclable Material | Amount Recycled In 2011 | Environmental Impact! Here is <u>only one</u> benefit of using this recycled material rather than natural resources (raw materials) to manufacture new products. |
|----------------------------|--------------------------------|--|
| Paper | 111.90 tons | Saved 1,902 trees! |
| Plastics | 9.13 tons | Conserved 13,694 gallons of gasoline! |
| Scrap Metal | 30 tons | Conserved 30,071 pounds of coal! |
| Steel Cans | 12968 lbs. | Conserved enough energy to run a 60 watt light bulb for 337,168 hours! |

REPORT OF THE TOWN CLERK

REMITTED TO TREASURER:

| | |
|---|--------------|
| Motor Vehicle and Trailer Registrations | \$261,704.08 |
| Town Fees** | 987.00 |
| Dog & Kennel Licenses | 1,898.00 |
| Cemetery Lots | 200.00 |
| Burial Fees | 1,925.00 |
| State Fees | 494.00 |
| | \$267,208.08 |

**Town Fees include:

Marriage Licenses, UCC Filings, Certified Copies,
Filing Fees, Wetlands Application Fees

| | <u>2011</u> | <u>2010</u> |
|------------------------------------|-------------|-------------|
| Motor Vehicle Registrations Issued | 2621 | 2557 |
| Dog Licenses Issued | 435 | 465 |
| Certified Copies Issued | 26 | 19 |
| Vital Records Filed | 9 | 8 |

Registered Voters as of December 13, 2011

| | |
|-------------|----------|
| Democrats | 319 |
| Republicans | 307 |
| Undeclared | 550 |
| Total | 1176 |

Joan Joseph, Town Clerk
Elizabeth GrosJean, Deputy Town Clerk

| |
|-------------------------|
| MARRIAGES - 2011 |
|-------------------------|

| <u>DATE</u> | <u>GROOM</u> | <u>NAME</u> | <u>RESIDENCE</u> |
|-------------|---------------------|-------------------|------------------|
| 06/25/2011 | Kenneth Sazama | Christina Brown | Massachusetts |
| 07/09/2011 | Matthew Beaudin | Alexis Blanchette | Hancock |
| 07/16/2011 | Spencer Thompson | Kathleen O'Brien | Hancock |
| 07/20/2011 | John Schoolfield | Susan Nolette | Texas |
| 08/06/2011 | Noah Ehlert | Julianna Johnston | Hancock |
| 08/21/2011 | Sean Savage | Rachel Srebro | Massachusetts |
| 09/03/2011 | Chad Blanchette | Caitlyn Boyd | Hancock |
| 10/01/2011 | Michael Dellasanta | Meg Perullo | Hancock |
| 12/17/2011 | Christopher Myhaver | Christine O'Brien | |

| |
|-----------------------|
| BIRTH'S - 2010 |
|-----------------------|

| <u>DATE</u> | <u>CHILD'S NAME</u> | <u>FATHER'S NAME</u> | <u>MOTHER'S NAME</u> |
|-------------|---------------------|----------------------|----------------------|
| 01/06/2011 | Sienna Grace Hayes | Scott MacKay | Jamie Boeshore |
| 01/07/2011 | Alexandra Jayde | Christopher LaChance | Ashley LaChance |
| 02/19/2011 | Owen Mathewson III | Ozias Mathewson | Tiffany Mathewson |
| 03/30/2011 | Emit Jade Bisson | Nathan Bisson | Stephanie Clark |
| 05/09/2011 | David Joseph Faber | Thomas Faber | Susanna Faber |
| 08/17/2011 | Cameron James Gilbo | Robert Gilbo, III | Lindsay Pelissier |
| 10/04/2011 | Kingsley Cummings | Peter Cummings | Eliza Allen |

DEATHS – 2011

| <u>DATE</u> | <u>NAME</u> | <u>PLACE OF DEATH</u> |
|-------------|------------------|-----------------------|
| 03/17/2011 | Elizabeth Pels | Peterborough |
| 03/20/2011 | Maxim Gitman | Hancock |
| 04/02/2011 | Evelyn Connelly | Hancock |
| 06/01/2011 | Evelyn Farrow | Hancock |
| 06/26/2011 | Doris Johnson | Peterborough |
| 07/16/2011 | Marjorie Cook | Peterborough |
| 08/20/2011 | Lance Patten | Hancock |
| 08/29/2011 | Francis Stahl | Hancock |
| 09/10/2011 | Barbara Joseph | Hancock |
| 11/05/2011 | Robert Kierstead | Manchester |

BROUGHT TO HANCOCK FOR BURIAL

| <u>DATE</u> | <u>NAME</u> | <u>PLACE OF DEATH</u> |
|-------------|----------------------|-----------------------|
| 02/21/2011 | Stanley Wheeler, Jr. | |
| 05/20/2011 | Wilfred Lustenberger | Arizona |
| 06/26/2011 | Doris Johnson | Peterborough |
| 10/07/2011 | Ruth Calkins | Peterborough |

REPORT OF THE COMMON COMMISSION

The Common again was kept in excellent condition by Kurt and his crew, aided by a sufficient amount of rain. One noticeable problem could be seen in the dying branches of two of the old maple trees near the bandstand. These trees were inspected both by a local arborist and Jon Nute of the UNH Forestry Staff, who determined that the trees had been stressed by the very dry previous season, and may not survive long. They will be inspected again at the end of May 2012 to determine if they need to be severely pruned or removed. There are plans for replacement trees in next year's budget.

Several of the trees planted along Main Street as a part of the Main Street Project did not survive the winter and will be replaced. The nursery consultant noted that the trees that need replacement are of the types that require spring planting. Plans have also been made for plantings in the areas between the road and sidewalk in front of the Post Office and in front of 17 Main Street. These tasks will be done in spring of 2012.

The Commission is developing a long term plan (Stewardship Plan) which will cover future maintenance and improvements for the Common. A map was obtained from the engineers who handled the design of the Main Street Project which will provide a base map for the documentation of the present configuration and plantings of the Common and along Main Street, and be used for future planning.

A detailed inspection of the bandstand was done and based on this it was decided to proceed with a restoration project. There will be a warrant article for the financing of this restoration. It is expected that the project will not require substantial funds from the town's budget, with half or more coming from funds available from the Hancock Improvement Association (remaining from the Wire Burying Project) and the balance intended to be raised by donations/contributions.

Again this year we thank the town groups and individuals for their efforts which keep the center of town beautiful, especially: the Woman's Club for the plants, flowers and hard work on the Post Office area and Common, and the holiday garlands on the bandstand; Fran Hilner for the Fountain Triangle and horse trough; and the Beers for the lighted tree in the bandstand. Also, thanks to Kurt Grasset and the DPW crew for keeping the areas looking neat and trim all year.

Respectfully submitted,

Dick Warner
Mike Fallon
Pat Fairchild

REPORT OF THE HANCOCK WATER COMMISSIONERS

Water usage for 2011 was 19,856,100 gallons. This reflects a moderate summer with plenty of rainfall. It also reflects the results of the good work and effort on the part of Kurt Grasset and the Hancock DPW in fixing the various leaks that occur from time to time in any water system, but particularly in one as old as ours.

A good deal of the Hancock water system dates back to 1907. While it has certainly served us well for over 100 years, the water commission recognizes the need to create an inventory of its working parts relative to their date of installation. With an updated inventory the commission can create a plan to assess the condition of and plan for gradual replacement of some very old pipes, gate valves, hydrants and other various parts, if needed.

KV Partners of Gilford is continuing to work on the design of the new UV treatment system. As this is a newer technology there are questions that are being addressed. Ironically, as we work to improve our system, regulation by the EPA may require that we issue boil orders during "fire flow" events. In short, if the fire department were forced to use an abnormal amount of water to douse a fire, some water may not be UV treated up to EPA specs. While our water will be properly chlorinated as it is in the present, the fire event may trigger an EPA prescribed boil order. The commission projects the cost of a boil order, performed by door to door notification, at \$1,000 per event. The commission is working on ways to prevent the need for boil orders such as splitting hydrant flushing into two-day periods and working with the fire department to control flow rates during training.

Putting the new requirements from the state and federal governments together with the standing requirements surrounding the maintenance and gradual replacement of an aging system, the water commission will be forced to contemplate one or more modest increases in water rents in the coming years.

Respectfully submitted,

Sean Kerwin
Jeff Wilder
Joel Chandler

Water Commissioners

Report of the Hancock Historical District Commission

There were only a handful of applications to review this past year, which I believe was a reflection of the stagnant economy. Two of those applicants were long time businesses located at the center of Main Street, the Hancock Market and the Hancock Inn. While changes to the exterior of the Hancock Market were minor, the interior and building structure received much needed improvements. The Hancock Inn changed hands this year from Robert Short to the Coffins. Minor changes to the exterior of the Inn were the results of a major up grade to the Inn's kitchen. The new energy that Nancy Adams and the Coffins bring is like a shot of adrenalin to the heart of Main Street.

Our commission has always strived for consistency in overseeing and administrating the Historic District. We have standardized the application process, how hearings are conducted and duties of members. Some of this is determined by the Historic District Ordinance and some by state statute. Over the past year our commission has been drafting Rules of Procedure for the Hancock Historic District Commission. The intent of this document is to further standardize and bring clarity to the application process, how hearings are conducted and duties of the commission members. We hope to have this document finalized in the early part of 2012.

With the help of Nahida Sherman most of our documents are now available on the town web site. This includes; a letter welcoming new residents to the district and briefly explains the role of the historic district, a map that shows the extent of the historic district, a copy of the portion of the zoning ordinance that covers the historic district overlay and a downloadable copy of the Application for Certificate of Approval.

Our thanks go out to Nancy Gamble who stepped down after serving on our commission for several years. We welcomed Tim Lord and Dennis Rossiter as new commission members. Tim serves as a commission member that lives within in the Historic District. Dennis Rossiter graciously accepted taking over as our commission secretary from Bobbi Nylander who has been an excellent secretary for the past several years.

Sincerely,

David Drasba, Chair
Roberta LaPlante-For the Select Board,
Glenda Lewis
Timothy Lord
Roberta Nylander-For the Planning Board
Dennis Rossiter - Secretary
Deb Sampson
Ruth Wilder

REPORT OF THE ZONING BOARD OF ADJUSTMENT

The Board of Adjustment is authorized to hear applications in the areas of: Special Exceptions, as specified in the Hancock Zoning Ordinance, Area and Use Variances and Appeals from Administrative Decisions.

In 2011, the following appeals were heard at a public hearing:

Special Exception Application Withdrawn

Jonathan & Camille Gibson Withdrew application on June 22nd, 2011
Article 15.6.9 Home Based Business

Special Exceptions Granted:

Mark Schaal.....July 27th, 2011
Article 15.6.11 Rights of Way for Existing Backlots

Jonathan & Camille Gibson, DBA Gibson Pewter.....August 24th, 2011
Article 15.6.9 Home Based Business

Special Exception Granted after Rehearing Held on Decision of August 24th

Jonathan & Camille Gibson.....October 26th, 2011
Article 15.6.9 Home Based Business

Respectfully submitted,

- Alison Rossiter, Chair
- Hunt Dowse, Co-Chair
- Jon GrosJean
- Dan Beers
- Ken Chester
- Dave Carney
- Jeff Reder, ALT
- Linda Renna, ALT

REPORT OF THE CONSERVATION COMMISSION
Report for the year ending December 31, 2011

Members

Doug Payne
Charles Kerwin
Eric Masterson - Chair
Mark DeBanico
Elizabeth Hanson - Secretary/Treasurer
Phil Brown
David Westaway
Roberta LaPlante - For the Select Board

Membership

Dave Westaway and Phil Brown joined the Conservation Commission as new members. Dave is an outdoorsman and hunting enthusiast, and Phil is a new resident to Hancock, birder and Director of Land Management at New Hampshire Audubon.

Activities

Commission members completed monitoring of town held conservation easements. Trail improvement work was conducted on Prospect Hill. Residents are encouraged to use this trail. Conval High School Seniors assisted in trail work on the Walcott Property, an event sponsored by EMS.

Meetings

Commissioners attended the NH Association of Conservation Commissioners Annual Meeting and New Hampshire Cooperative Extension Workshops,

Funds expended

The following funds were disbursed from the Conservation Commissions operating budget.

- \$230.00 to assist rebuilding of the Mill Road Bridge
- \$200.00 to the Contoocook and North Branch Rivers Local Advisory Committee for the purchase of testing equipment
- \$500.00 to the Nubanusit Lake Host Program, which works to prevent the spread of milfoil and other invasive species to Lake Nubanusit.
- \$200 annual dues for the New Hampshire Association of Conservation Commissions.
- \$120 for water quality testing of Norway Pond

REPORT OF THE RECREATION COMMITTEE

Recreation got off to a great start this year with the return of the Winter Frolic in February. Mother Nature provided plenty of the white stuff and snow conditions were perfect for the sled box races. Scott Tucker generously donated time and equipment and did a great job grooming the sledding hill. Gabby Ramsden's "Princess Castle" took top honors for the best decorated sled. Isabel Wilder took the top prize for speed with her twin turbo "Cow Power" sled. Anna and Jimmy McGuinness took the top spot in the team event.

The Recreation Committee sponsored a "Chili Cook- Off" where contestants prepared chili for tasters who paid for the honor of judging the event. Taking top honors were Jim Foley with first place and Jared Treshinsky's chili in the runner up position.

Unfortunately the ice was not as cooperative as the snow. Freezing and melting cycles made a mess of the skating area. With a lot of snow removal and grooming we were able to carve out a great area for our first broomball event which was a huge success. Both kids and adults participated in numerous pickup games followed by a round robin tournament. Fortunately only one stick was broken and one ankle bruised; a small price to pay for an afternoon of fun on the ice.

After dark, fire was set to Nevan's wood pile on the beach; a warm way to finish off a fun winter day.

Cindy Hixson took over as director of the Summer Recreation Program. She was assisted by returning staffers Brady Blanchette, Olivia Wilder and Nate Gnade. Favorite activities included; capture the flag, dodge ball, and world cup soccer. There was also an arts and crafts table where the kids worked on many different activities throughout the summer. The tradition continued with a day of tie dying. This summer the kids dyed their own "summer rec" tee shirts. There were frequent trips to the pond with activities planned at the beach with the help of the beach staff.

At Norway Pond beach, Katie Cousins and staff worked hard to promote safety and did a great job teaching swimming lessons. The docks are starting to show their age. Decking on the docks and minor leaks in the raft pontoons were repaired. Continuing maintenance will hopefully give us a few more years of service. The improvements to the beach area completed in the spring of 2010 have integrated nicely. The grass and vegetation on the hillside have filled in and the drainage in the parking area is working well. Parking, although sometimes a little challenging on busy days, seems to be working out. The geese, although not as numerous this year, continue to be a constant nuisance. We strongly urge people not to feed the geese. We purchased a goose deterrent strobe light and tested it at Moose Brook Park field which the geese had fouled...no pun intended. It was placed at the pond in the fall and seemed to be effective at keeping the geese away.

Moose Brook Park is home to Hancock's Little League teams in the spring. The baseball program continues to do very well. Baseball parent volunteers used generously donated material and constructed dugouts this spring. In addition to keeping the players dry and out of the hot sun,

REPORT OF THE RECREATION COMMITTEE - CONTINUED

they provide a more a more finished look to the baseball field. Plus, a little leaguer feels like major leaguer when he/she gets to sit in a dugout.

The Moose Brook Park pitch gets continuous use by Conval Soccer Club teams in the spring and fall and Great Brook soccer in the fall. A spring and fall grub infestation brought out skunks which caused quite a bit of damage to the soccer field, the most damage occurring in the fall. Numerous skunks were trapped and relocated to an undisclosed location in a neighboring town. The grubs were treated and some work in the spring will be required to get the field back in shape.

Two beautiful new picnic tables were built by Justyn Christophers and generously donated to the town. Justyn built these very sturdy tables as a scout project, providing all of the material and craftsmanship necessary for construction. One early fall afternoon they appeared at Moose Brook Park and have been in use ever since.

Hancock's recreational fall soccer program is run through the Antrim Recreation Department and is a huge success every year. These matches are played at the elementary school field. Teams from Antrim, Bennington, Frankestown, Greenfield and Hancock participate.

The Recreation Committee meets monthly on the 3rd Wednesday at 6:30 pm in the small meeting room at the town office. The public is always welcome to come with ideas or any input for the committee.

Respectfully Submitted,

Jeff Wilder (Chair)

Cindy Hixson

Charlie Kerwin

Kary Shumway

Dan Harper

Roberta LaPlante (Selectboard)

REPORT OF THE HANCOCK ENERGY ADVISORY TEAM (HEAT)

January 1, 2011 – December 31, 2011

The following committee members participated during the year: Al Daniels, Tom Faber, Nancy Gamble, Kurt Grasset, John Hayes, Hank Huber, Phil Jones, John Jordan(Select Board), Amy Sulborski

- The committee accepted with gratitude and sadness the resignation of HEAT's first chairperson, Nancy Gamble. From energy audits, to grant applications, to the final competition of municipal energy improvement renovations and programs, Nancy deserves much of the credit for virtually everything the committee has accomplished during its first four years. A new Chair is needed (as well as new members).
- The Select Board reviewed the committee's charter and redirected the committee to focus attention to housing and procedures affecting energy efficiency in privately owned homes.
- The committee participated in Button-up New Hampshire (January 12, 2011) an area-wide energy fair conducted by the energy committees of Antrim, Bennington, and Hancock, and held at the Antrim Community House.
- The committee saw the final completion of installation of solar photovoltaic panels at the town buildings (Dump, Fire House, Town Garage and Public Work's Office), a \$94,367.00 project completed by Scarponi Electric with funding provided by the American Recovery and Reinvestment Act (ARRA).
- The committee also saw final installation of weatherization of town buildings, a \$155,976.00 project completed by Building Efficiencies LLC also using funds provided by ARRA.
- Kurt Grasset hosted an open house at the Town DPW to showcase the new photovoltaic array.
 - * As of December 31, 2011, the photovoltaic arrays have generated all the electricity for the 4 buildings, as well as built a reserve of 5823 Kwh to be used during those months when we do not meet our needs with the solar array. This has created a savings to the town of over \$2,500.00.
 - *The beneficial effects of the added insulation and weatherization of the town buildings are being closely reviewed during the 2011 - 2012 heating season.

- The committee joined MERI (Monadnock Energy Resources Initiative), a multi-town cooperative venture under development to install solar hot water heating units in individual homes. MERI will also help install weatherization improvements.
- At the request of the Common Commission, the committee solicited a proposal (From Sundance Solar) to illuminate the flag pole and the church on the Commons with LED, solar powered lighting.
- Plans were completed to conduct an informational meeting this spring re: solar hot water installations.

HEAT Committee

| |
|--|
| <p style="text-align: center;">HANCOCK PLANNING BOARD 2011 ANNUAL REPORT</p> |
|--|

Due to the economic slowdown and curtailment of building activity, the Planning Board had a very slow year.

The Board did not receive or consider any subdivision or site plan review applications this year.

Throughout the year the Board met on seven occasions to deal with administrative matters or to give preliminary advice to owners and others on questions concerning the Zoning Ordinance and related matters.

Respectfully submitted,

Stephen Froling, Chairman

Rich LeFebvre, Secretary

Tom Bates

Carolyn Boland, ex officio

Roberta Nylander

Mark Stevens

Ellena Weston-Zimmermann

Dan LaPlante, Alternative

REPORT OF THE CODE OFFICER

While the statistics below do not seem to bear it out, the economy appears to be picking up a bit. At least the tradesmen I talk to are working and doing their best to keep their crews working also. As has been the case in recent years, building has been limited to renovations, repairs, barns, decks and garages.

Something I have become aware of during the past few years is the shortage of young people working in the building trades. I was told that the average age on New Hampshire jobsites is 57; it will certainly be interesting when these folks begin to retire. Thankfully, the Conant/ConVal Building Trades Program has been preparing high school students to enter the trades and doing a fine job at it. I had the pleasure of inspecting the house they built in Hancock, and I followed the construction of the Greenfield Historical Society barn. Both projects are beautiful.

As I go about my business as building inspector in Hancock and as a firefighter in Greenfield, I cannot help but notice how many houses or mailboxes do not have numbers. Trying to find a house without a number to do an inspection is inconvenient. As a firefighter, trying to find a house without a number could be a matter of life or death; I'm sure Hancock firefighters would agree with me. Hancock has an ordinance requiring house numbers; please make sure your house or mailbox has one.

As always, if you have a question, call me on my cell phone (582-6663) or at my home phone (547-6663).

Respectfully submitted,

Charles D. Stevenson

| TYPE OF PERMIT | NUMBER OF PERMITS | | ESTIMATED COST OF CONSTRUCTION | |
|----------------------|-------------------|-------------|--------------------------------|-------------|
| | <u>2010</u> | <u>2011</u> | <u>2010</u> | <u>2011</u> |
| New Homes | 0 | 0 | 0 | 0 |
| Renovations | 7 | 11 | 240,000 | 287,250 |
| Garages | 1 | 1 | 40,000 | 5,000 |
| Porches | 3 | 2 | 89,000 | 18,500 |
| Storage Buildings | 2 | 4 | 7,000 | 13,000 |
| Barns | 1 | 4 | 10,000 | 84,000 |
| Sun Rooms | 2 | 0 | 40,000 | 0 |
| Cell Tower | 0 | 1 | 0 | 160,000 |
| Total Estimated Cost | | | 426,000 | 567,750 |

REPORT OF THE ARCHIVES COMMITTEE - 2011

The volunteers of Hancock's Town Archives Committee continue to make slow, steady progress organizing and conserving the town's valuable historical records and artifacts.

We were pleased to start the year by receiving the newly conserved volumes of some of Hancock's most fascinating historical records. Thanks to a 2010 grant from the N.H. Conservation License Plate (the Moose Plate), we were able to conserve three volumes of the First Congregational Church of Hancock. These records date back to 1792 and include vital records of many families, along with many other aspects of the town's history. Before conservation, the records were brittle and delicate. Now, the records are bound in protective Mylar, lending themselves to study by this and future generations. Along with other records, you can view the church volumes at the town archives; just make arrangements with Town Administrator Barbara Caverly.

Church records and a large amount of other town records can be viewed online for free, now on the website: www.fold3.com (formerly footnote.com). Just look under "other collections" and you'll see "Town Records." They're still searchable by name.

Other activities in 2011 include:

- Taking steps to safeguard and preserve the historic curtain in Hancock's Grange Hall. This summer we had the generous assistance of a, New England's leading theatre curtain conservator, Christine Hadsel, who helped us move the curtain from the fickle quarters on the Grange Hall's second floor to the more temperature-controlled archives room in the town offices. Some of you met Hadsel and her crew in 2006 when they worked with volunteers to conserve the town's painted theatre curtain.
- Continuing to sort and organize additional archival materials. In early 2011 we've tried a more productive approach by tackling this task on a weekend morning. Among the interesting recent finds is a deed from Ebenezer Ware dating back to the early 1700s in Needham, Mass.

We thank Michelle Stahl, executive director of the Peterborough Historical Society, for her timely advice on how to classify the additional archival materials.

Respectfully submitted:

Eric Aldrich, chair
Cynthia Amidon
Barbara Caverly
Karen Dudra
Marie Fogg
John Hayes
Joan Joseph
Howard Mansfield

REPORT OF THE WELFARE OFFICER

In New Hampshire, every town is required to have a welfare officer that is governed by state statute. The basic local welfare duty is described in RSA 165:1, I which says, "Whenever a person in any town is poor and unable to support him/her, he/she shall be relieved and maintained by the overseers of public welfare of such town, whether or not he/she has a residence there". This statement imposes substantial responsibilities. Administering local welfare is a challenging endeavor with applicants seeking financial help with things such as stopping an eviction, keeping the lights and heat on, putting food on the table and many other basic needs. The applicants are required to complete an application form and provide all necessary information needed to make a determination of eligibility that is consistent with the town's welfare guidelines. Local welfare decisions are made using this formula: Need minus Income/Available Assets equals Amount of assistance. Local guidelines contain a standard of need which is a calculation of what the municipality determines is the actual cost of the basic necessities of life. In this way the needy of the community are assisted according to the law and the welfare budget is prudently managed.

In 2011, \$5,386 was expended for welfare on behalf of qualified applicants. As in past years, the majority of assistance went towards housing, food, and fuel. To apply for help with utility and heating costs, you can call Southern New Hampshire Services at the Peterborough office at 924-2243. For information regarding what other state or local resources are available or to request an application for assistance, you may contact the Town Office.

The Grapevine in Antrim and the River Center in Peterborough offer community members the opportunity of applying for any of the Family Assistance Programs (Food Stamp Benefits, Cash Assistance, Child Care Assistance, and Medical Assistance including Healthy Kids and Medical Coverage for Pregnant Women, Medicare Buy-In) and NH Department of Health and Human Services. NH EASY allows Internet access to trained and certified people at both locations. They will submit completed applications electronically to the Keene District Office along with a faxed or mailed signature page from the applicant. By pre-certifying in Antrim or Peterborough, community members may not need to go to the Keene District Office, however some programs will still require an appointment to complete the application and eligibility process. For additional information you can call the Grapevine at 588-2620 or the River Center at 924-6800.

Another initiative led by United Ways of New Hampshire is 2-1-1 NH which is an easy to remember telephone number that connects callers, at no cost, to information about critical health and human services available in their community. Residents in NH can contact 2-1-1 NH toll-free by dialing 2-1-1. This information is also available on our town website by clicking on Emergency Management.

Helping Hands is an important resource for anyone in the community who needs assistance, but may not qualify for welfare under the Hancock Welfare Guidelines. The fund expends monies to help Hancock residents with food, rent, fuel oil, electricity, repairs, Christmas gifts, medication, and other expenses. Thank you to the Hancock Woman's Guild, the Hancock Woman's Club, and to all of the other very kind donors who have given so generously to the Hancock Helping Hands Fund during the year. I would also like to thank the Bennington Catholic Church for all

REPORT OF THE WELFARE OFFICER - CONTINUED

of their work in providing Easter and Thanksgiving Baskets to less fortunate Hancock residents. Their generosity helped to make holidays happier for some of our less fortunate Hancock families. Our community continues to be a place of caring.

Respectfully submitted,

Linda Coughlan
Welfare Officer

REPORT OF THE HEALTH OFFICER

The New Hampshire Department of Environmental Services (DES) has requested that municipalities in NH urge owners of residential wells to test the water quality of their wells. According to DES, drinking water from private wells in NH may sometimes contain contaminants such as radon and arsenic, which can occur naturally in our state's bedrock at levels that can pose health risks. Other contaminants find their way onto the land from human activities. Even typical residential activities, such as the use of fertilizers and pesticides, fueling of lawn equipment and disposal of household chemicals can contaminate the ground when done improperly. This is why taking measures to protect your well from contamination is so important. A water quality test, by a competent laboratory can assure that your family is protected. Water quality testing will reduce needless health risks to residents and water quality.

Results of testing will reveal the level at which any of the tested substances were found in your water sample. The DES web site has fact sheets concerning all common water quality problems and their solutions. For information please contact the Drinking Water and Groundwater Bureau at (603)271-2513 or visit the web site at www.des.nh.gov.

I would like to remind you of the website, the Greater Monadnock Public Health Network (GMPHN) which can be found on the town website under Emergency Management. GMPHN is now using a free electronic messaging system called Nixle which allows direct communication with people who sign up to receive alerts via text message and/or email. The GMPHN started utilizing Nixle during Hurricane Irene to inform Monadnock residents about flood warnings in the region. They will also send alerts about other conditions in the area such as a tornado warning, public health emergency, shelters open during snow storms, etc.

Again, I would like to thank the Deputy Health Officer, Charlie Stevenson, for always being cheerfully responsive to any requests that are made of him. We are fortunate to have his services.

Respectfully submitted,
Linda Coughlan, Health Officer

REPORT OF THE MILL ROAD BRIDGE GROUP

The former Mill Road bridge crossed Moose Brook on the Class A trail that was part of Mill Road connecting Antrim Road on the south to Longview Road on the north. Over twenty years ago the bridge was found to be unsafe for normal traffic and was closed to cars. Walkers, runners, bicyclists and horses still used the bridge except for the winter months.

The annual Run for the Honey had used the bridge and Mill Road as part of the Old Home Day running race, organized for many years by Betty Pels, her family and friends. Two years ago, the bridge decking deteriorated to the point that it was unsafe to cross. One of the first consequences of that was the need to reroute the Run for the Honey. Runners, walkers, bicyclists and people riding horses had to seek alternate routes.

A group of interested residents got together to see what could be done to replace the bridge. The group included Cresca Albright, Karen Desroches, Hunt Dowse, John Jordan, Rich LeFebvre, John Pirkey, Ginger Smith, Kurt Grasset and Nevan Cassidy. At Town Meeting in 2011, Article 16 was passed authorizing the replacement of the bridge with a walking, riding and non-motorized traffic bridge with all funding to come from sources other than direct taxation.

Inquiries were made to see what the costs would be for steel girders, concrete abutments, decking and railings. The plan was to build the replacement bridge with volunteer labor, hire the heavy equipment and have the DPW advise the group on the project. Fundraising began and donations came to the town office where they were credited to the temporary account for the bridge. During Old Home Days, Cresca Albright and Karen Desroches held a successful yard sale which raised nearly \$2,000 for the bridge, thanks in large part to the generous donations from Hancock residents.

A group of volunteers helped prime and paint the 40' long steel girder assembly after it was delivered from Cohen Steel in Concord just after Labor Day. Bill Eva, John Pirkey, Dave LeFebvre, Hunt Dowse and Laurie Bryan all helped out with the work that day. Then the Mathewson Company poured the footings and concrete supports on each side of the bridge, leaving the original rock abutments intact. The crew later moved and secured the steel assembly onto the concrete supports. Phil Mathewson saved the project considerable expense by charging labor and materials at below his cost as well as providing much needed expertise on all of the siting and steel placement details.

On October 1st, the decking crew of John Pirkey, Nevan Cassidy, Bill Eva, Mark Thompson and Hunt Dowse installed 4" pressure treated decking and railings for the bridge. Materials were supplied at a favorable rate by Belletetes of Jaffrey. New fill was put into place by the Highway crew to raise the grade up to the height of the new decking.

On Sunday October 30th, just after the late fall 20" snowstorm, the new Betty Pels bridge was dedicated to long-time Run for the Honey race organizer Betty Pels. After some brief remarks by Hunt Dowse thanking everyone who worked so hard to bring the idea of the bridge to reality, Al Pels cut a ribbon officially opening the bridge. Al spoke for the family and thanked everyone for the new bridge. The Pels family then crossed the bridge together as the first family to do so.

The project received support from Town Meeting and all of those who donated funds, materials and time. Townspeople were kept up to date on the progress of the project on the town website at the special Mill Road Bridge Group site ably produced by Nahida Sherman. This new bridge is a fine example of how Hancock residents work together, for the betterment of the town, all at very little cost.

Hunt Dowse
For the Mill Road Bridge Group

REPORT OF THE HANCOCK CEMETERY TRUSTEES

The organization of the Hancock Cemetery Trustees together with our Sexton, Director of Public Works, Kurt Grassett, passed through the year without significant difficulties. There were fewer interments and fewer plot sales than normal. The only ripple over the year was the encroachment of disorderly individuals at the edge of Norway Plains Cemetery on a rope swing over Norway Pond. After much deliberation and the support of the Select Board, the rope swing was removed; permanently!

A Request for Proposal was sent to prospective contractors to submit bids to landscape and develop the new section of Hillside Cemetery. It is anticipated that an agreement will be reached this summer.

It has been a pleasure to have John Hayes as a Trustee. His experience and knowledge of the Town is very beneficial.

Respectfully submitted,

Cemetery Trustees

Jarvis Coffin, Chair

Sandra Weston

John Hayes

REPORT OF THE CHECKLIST SUPERVISOR

The tragic loss of Betty Pels, followed shortly by the resignation of our dear friend Mary Garland, cast a long shadow over the activities of the Checklist Supervisors in 2011. The dedication of these two stalwart volunteers cannot be overstated. Betty and Mary served Hancock faithfully as Checklist Supervisors for many years, and did so with grace, skill and compassion. They are and will continue to be deeply missed.

As specified by New Hampshire law, the Checklist Supervisors maintain the list of active registered voters in their respective towns. This is not as simple as it sounds: a surprising number of voters come and go in the town of Hancock over the course of a year. Some die, some move away, and some just decide to no longer participate in town, state and/or presidential elections. New voters register when they move to town or come of age. It requires constant diligence to keep an accurate list of voters, both because the state requires it and because the town must record and report the percentage of active voters who participate in a given election. The consistently high voter turnout in Hancock is something we can all be proud of, especially when compared to that of neighboring towns.

Several years ago the state updated to an online voter database from the old paper-based system. While undoubtedly improving the accuracy of statewide voter records, it has also vastly increased the time commitment required of the all-volunteer Checklist Supervisors. In addition to staffing election days, school district deliberative sessions, and town meeting, we can also now expect many additional hours of data entry.

One benefit of the new system was revealed this past year, however, with the first online statewide "purge." This decennial project allows us to identify and contact folks who haven't voted in the previous four state or federal elections to see if they want to remain on the checklist. Once a lengthy and painstaking process of line-by-line comparisons of election checklists, the 2011 purge was much faster and easier, and facilitated a major update to our list of active voters.

Increasingly burdensome state regulations and laborious data-entry demands notwithstanding, the three Checklist Supervisors still enjoy the greatest benefit of this volunteer position: the opportunity to serve and interact with friends and neighbors. We thank you for your trust and ongoing support.

Cynthia F. Amidon
Jane Richards-Jones
Nancy Daniels

In Memory of Elizabeth (Betty) Voorhees Pels

June 24, 1925 – March 17th, 2011

Elizabeth (Betty) Pels passed away suddenly on March 17th of 2011. Betty was born in New Jersey and moved to Hancock more than 25 years ago. She was a beloved member of the Hancock community. She and her family organized the annual Old Home Day Run for the Honey Race for more than 20 years which has become known as the “Betty Pels Run for the Honey. In honor of Betty, the New Mill Road Bridge was named “The Betty Pels Bridge” at a dedication ceremony held in November. In addition Betty was also a Supervisor of the Check List for 13 years, served on the Zoning Board of Adjustment for 10 years, was a member of the Hancock Woman’s Club, the Hancock Historical Society, the Hancock Library, the Hancock Congregational Church and the Norway Pond Festival Singers. Her dedication and commitment to the town and to the community will always be remembered.



THE OFFICIAL WEBSITE OF THE TOWN OF HANCOCK – hancocknh.org/

This was an active year for the Town website, including an expansion of online services. Information from boards, commissions, committees and trustees is searchable through a Google Town website-only "find" feature. Committee memberships, terms, meeting hours, location and contact points are consolidated on one page, as are Town officials:
hancocknh.org/Committees.htm and hancocknh.org/Officials.htm

Hancock Alive! provides a great glimpse of activities, scenery and critter life in Hancock.
hancocknh.org/Alive/Alive.htm

Business Advertising is for Hancock business owners and residents who may take advantage of this section at very low annual rates, whether their business is in Hancock or out-of-town.
hancocknh.org/Business/Business.htm

Community Bulletin Board is a free service well used by various Hancock social and civic organizations and residents to publicize their for-profit or non-profit events.
hancocknh.org/BB/BB.htm

FIVE NEW FEATURES IN 2011

| | |
|--|--|
| <p>• Hancock Home Updates Emails</p> | <p>are sent to a subscriber list, as needed and after close of business, listing all postings to the website for the day. The sign up information is here: hancocknh.org/#homeupdates</p> |
| <p>• Classified advertising</p> | <p>is free on the website if the ad is bought in <i>Hancock Happenings</i>. If not placed in <i>Hancock Happenings</i>, there is a small fee. hancocknh.org/BB/Classified.htm</p> |
| <p>• Hancock Happenings Advertisers</p> | <p>are all grouped on one web page, at no cost, for the month in which they appear as a paid ad in <i>Hancock Happenings</i>. hancocknh.org/Business/HH-Advertisers.htm</p> |
| <p>• Virtual Swap Shop</p> | <p>is an online spinoff of the Dump Swap Shop. It affords Town residents the opportunity to list items online which are either too large, or not accepted at the Dump. It is available to Hancock residents only and items are offered free. There is no charge for posting. hancocknh.org/DPW/Dump/VSS.htm</p> |
| <p>• Main Street Alive!</p> | <p>features Main Street's two new 2011 business owners. The other Main Street businesses and institutions have been contacted for the opportunity to participate in 2012. hancocknh.org/Features/Main-Street.htm</p> |

Respectfully submitted,

Nahida C. Sherman



REPORT ON THE HANCOCK HAPPENINGS

The Hancock Happenings newsletter about events and activities going on in Hancock has been published monthly since May 1999. What began as a four to six page newsletter has grown over those years to become 16 pages of local news and advertisements. Circulation is now 625 copies, increased steadily from an initial distribution of 250 copies almost 13 years ago.

Primarily the Hancock Happenings has been financed by advertisers from both Hancock and near-by towns. In 2011 income from newsletter advertisements was \$4,727.50; costs for printing during that time frame were \$4,303. After a number of years of fluctuations in costs and income, it appears that the newsletter is now self-supporting, with no costs to the taxpayers.

I am grateful to all those who have contributed to the success of the Hancock Happenings with both their advertisements and their timely contribution of news items.

My appreciation also goes to those who help with the distribution of the Hancock Happenings at the Post Office, Hancock Library, Town Office, Fiddleheads Café, Hancock Market, Town Dump, and Hancock Elementary School: Elinor Johnson, Pat Newcomb, Lynn Frank, Barbara Strawbridge, Sandy Brooks and Edna Drasba. Thanks also to Eleanor Amidon who gave permission for her drawing of Main St. Hancock to be used as the nameplate. And to Bob Crowley of CPI, the printing company in Peterborough that manages to get the newsletter copied in a timely, efficient and pleasant manner every month.

Nancy P. Adams, editor

ANNUAL REPORT OF HCS - HOME HEALTHCARE, HOSPICE & COMMUNITY SERVICES TO THE TOWN OF HANCOCK

2011

In 2011, Home Healthcare, Hospice and Community Services (HCS) continued to provide home care and community services to the residents of Hancock. The following information represents HCS's activities in Hancock over the past twelve months.

Service Report

| Services Offered | Services Provided |
|-------------------------------|--------------------------|
| Nursing | 387 Visits |
| Physical Therapy..... | 109 Visits |
| Occupational Therapy..... | 59 Visits |
| Medical Social Work..... | 63 Visits |
| Home Health Aide..... | 89 Visits |
| Chronic Care..... | 126 Hours |
| Health Promotion Clinics..... | 4 Clinics |

Total Unduplicated Residents Served with home care services: 57

Prenatal and well child care, hospice services are also available to residents. Town funding partially supports these services.

Financial Report

The actual cost of all services provided in 2011 with all funding sources is \$120,531.00.

These services have been supported to the greatest extent possible by Medicare, Medicaid, other insurances, grants and patient fees. Services that were not covered by other funding have been supported by your town.

For 2012, we request an appropriation of \$2,500.00 to continue to be available for home care services in Hancock.

For information about services, residents may call (603)532-8353 or 1-800-541-4145, or visit www.HCSservices.org.

Thank you for your support of home care services.

ANNUAL REPORT FROM MONADNOCK FAMILY SERVICES

For the year ended June 30th, 2011

Monadnock Family Services provided the following services to Hancock residents this last year:

| | |
|---|-------------|
| Number of clients treated: | 31 |
| Adults | 20 |
| Children | 8 |
| Seniors | 3 |
| | |
| Total # of appointments provided for the above services: | 543 |
| | |
| Percentage of payments received for services: | 63% |
| | |
| Discounts based on a resident's ability to pay and other discounts: | \$13,606.25 |
| | |
| In addition to the above discounts current outstanding and uncollectible resident balances: | \$ 4,161.02 |

THE STATE OF NEW HAMPSHIRE
EXECUTIVE COUNCIL



DANIEL I. ST. HILAIRE
EXECUTIVE COUNCILOR
DISTRICT TWO

STATE HOUSE ROOM 207
107 NORTH MAIN STREET
CONCORD, N.H. 03301
(603) 271-3632

TO: All District Two Cities and Towns
FROM: Executive Councilor Daniel St. Hilaire

As the year 2012 unfolds before us, I would like to take this opportunity to thank all of you for the support, concerns, comments and feedback you have given me in 2011. This public input is an important contribution to successfully run our state government.

Throughout the past year, I have issued a report that chronicles the Governor and Executive Council meetings. Included in the report are the agenda items we voted on with the items pertinent to District Two, our Executive Council District, highlighted. This past calendar year, the Executive Council approved 2,632 items/contracts totaling \$1,540,138,079.06. In addition to the contracts listed above, the Executive Council voted to authorize the Governor's Warrant and Expenditures requests (State operating expenses) in the accumulated amount of \$5,670,115,959. My legal background and experience has proven to be a significant asset when giving each and every item careful consideration before casting my vote. It has been my pleasure to provide these reports to you to keep you informed of the decisions that are being made by your elected officials on your behalf. The Reports can also be viewed at: www.nh.gov/council/district2/reports

Also this past calendar year, the Council appointed a total of 344 persons to serve on various Boards and Commissions for the State of New Hampshire, of which 28% were from District Two.

If you have interest in serving on any of the 300+ State Boards or Commissions please send a letter of interest along with a resume, to Jennifer Kuzma in care of the Governor's office as well as copy to me at the Executive Council office. The Executive Council welcomes public input on nominations that are brought forward by the Governor for consideration and confirmation. Please contact me with any concerns or to support individuals or projects coming before the Council.

I look forward to continuing my service to Executive Council District Two.

Sincerely,

A handwritten signature in black ink, appearing to read "D. St. Hilaire".

Daniel St. Hilaire
Executive Councilor

TOWN OF HANCOCK ANNUAL PROPERTY REPORT

| Property Owner | Map/Lot No | Acres | Land Value | CU=Current Use | | Building Value | Total Assessment |
|--------------------------------|---------------|--------|------------|----------------|-----------------|----------------|------------------|
| | | | | REC=Recreation | CE=Conservation | | |
| 10 SUNSET LANE IRR.TRUST | U02-0015-0000 | 1.800 | 56,600 | | | 211,600 | 268,200 |
| ACHILLE FAMILY GST EXEM TRST | R07-0015-0000 | 13.000 | 3,648 | CU | | 0 | 3,648 |
| ADAMS, EDWIN E. & NANCY D. | U08-0016-0000 | 3.000 | 334,000 | | | 206,300 | 540,300 |
| ADAMS, ERNEST A. & NANCY P. | R09-095B-0000 | 5.820 | 64,600 | | | 102,600 | 167,200 |
| ADAMS, ERNEST A. & NANCY P. | R15-0030-0000 | 64.060 | 89,830 | CU,REC | | 108,600 | 198,430 |
| ADAMS, ERNEST A. & NANCY P. | R15-030A-0000 | 4.330 | 91 | CU,REC | | 0 | 91 |
| ADAMS, ERNEST A. & NANCY P. | R15-030B-0000 | 4.030 | 85 | CU,REC | | 0 | 85 |
| ADAMS, ERNEST A. & NANCY P. | R15-030C-0000 | 4.070 | 86 | CU,REC | | 0 | 86 |
| ADAMS, III CHRISTOPHER H | U04-0055-0000 | 0.900 | 54,600 | | | 122,900 | 177,500 |
| ADAMS, NANCY P. & ERNEST A. | U04-0076-0000 | 0.740 | 107,200 | | | 370,300 | 477,500 |
| ADAMS, RICHARD & MARIANNE | R15-030D-0000 | 6.902 | 64,100 | | | 97,600 | 161,700 |
| AINSLIE, JASPER & MARCY | R09-0042-0000 | 3.270 | 59,500 | | | 227,200 | 286,700 |
| AKERLEY, KEITH | U02-0022-0000 | 2.000 | 98,300 | | | 285,200 | 383,500 |
| AKERLEY, KEITH | U05-008A-0000 | 0.920 | 49,200 | | | 0 | 49,200 |
| ALDRICH, ERIC & ADINE | R03-0009-0000 | 5.140 | 63,300 | | | 133,200 | 196,500 |
| ALLEN, NANCY | R11-0032-0000 | 4.500 | 62,000 | | | 212,100 | 274,100 |
| AMES, DOREEN J. TRUST | R11-0061-0000 | 4.000 | 61,000 | | | 312,600 | 373,600 |
| AMIDON, RICHARD E. & ELEANOR H | R09-0102-0000 | 3.900 | 1,658 | CU | | 0 | 1,658 |
| AMIDON, RICHARD E. & ELEANOR H | R09-0103-0000 | 4.500 | 932 | CU | | 0 | 932 |
| AMIDON, RICHARD E. & ELEANOR H | U07-0009-0000 | 0.710 | 147 | CU | | 0 | 147 |
| AMIDON, RICHARD E. & ELEANOR H | U07-0010-0000 | 0.030 | 6 | CU | | 0 | 6 |
| AMIDON, RICHARD E. & ELEANOR H | U07-0018-0000 | 4.650 | 56,208 | CU,REC | | 248,700 | 304,908 |
| ANDERSEN, PETER & SARAH | R07-0046-0000 | 11.600 | 126,170 | CU,REC | | 209,500 | 335,670 |
| ANDERSON, DAVID R. & KATHERINE | U03-0007-0000 | 0.600 | 50,700 | | | 175,000 | 225,700 |
| APONOVICH, JAMES P. & ELIZABET | R07-0038-0000 | 10.000 | 86,600 | | | 370,900 | 457,500 |
| AUDUBON SOCIETY OF NH | R14-006A-0000 | 60.800 | 3,818 | CU,CE | | 0 | 3,818 |
| AUDUBON SOCIETY OF NH | R14-013A-0000 | 46.700 | 3,073 | CU,CE | | 0 | 3,073 |
| AUSTIN, WILLIAM C. & SHIRLEY L | U10-0003-0000 | 2.000 | 54,300 | | | 318,600 | 372,900 |
| AUTH, MARGARET L. | U03-0014-00B1 | 1.000 | 27,500 | | | 111,700 | 139,200 |
| AUTH,C. GORDON & MARYANN | R02-0051-0000 | 8.371 | 64,100 | | | 242,800 | 306,900 |
| BACON,MICHAEL & MORAN, JUDY | R10-0013-0000 | 12.000 | 53,050 | CU,REC | | 109,800 | 162,850 |
| BADDOUR, FREDERICK & ANNETTE | U16-0005-0000 | 1.300 | 63,100 | | | 240,600 | 303,700 |
| BADDOUR, RAYMOND F. & ANNE B. | U16-0009-0000 | 0.900 | 758,300 | | | 216,800 | 975,100 |
| BAIRD, KAREN R. REV TRUST | R01-040B-0000 | 2.100 | 57,200 | | | 139,400 | 196,600 |
| BAKER III., DUDLEY M. & JEANET | R02-001A-0000 | 3.400 | 54,800 | | | 0 | 54,800 |
| BAKER III., DUDLEY M. & JEANET | R02-002A-0000 | 19.060 | 124,833 | CU,REC | | 228,200 | 353,033 |
| BAKEWELL, POLLY O | R08-0062-0000 | 24.230 | 128,231 | CU | | 254,700 | 382,931 |
| BALL, THOMAS W. & MARY M. | U04-0015-0000 | 0.600 | 53,400 | | | 205,400 | 258,800 |
| BAMFORD, THOMAS L. | R02-0019-0000 | 4.100 | 1,743 | CU | | 0 | 1,743 |
| BAMFORD, THOMAS L. | R02-0021-0000 | 8.000 | 1,435 | CU | | 0 | 1,435 |
| BAMFORD, THOMAS L. | R02-0027-0000 | 14.000 | 65,050 | CU | | 338,200 | 403,250 |
| BAMFORD, THOMAS L. | R02-0027-0000 | 1.100 | 124 | CU | | 0 | 124 |
| BAMFORD, THOMAS L. | R02-0028-0000 | 74.000 | 64,199 | CU | | 97,500 | 161,699 |
| BARNES,CHRISTOPHER & KATHARINE | R02-0003-0000 | 8.300 | 66,800 | | | 143,500 | 210,300 |
| BARRETT, ELAINE REV TRUST | R09-0040-0000 | 3.600 | 60,200 | | | 232,200 | 292,400 |

TOWN OF HANCOCK ANNUAL PROPERTY REPORT

| Property Owner | Map/Lot No | Acres | Land Value | CU=Current Use | | Building Value | Total Assessment |
|--------------------------------|---------------|--------|------------|----------------|-----------------|----------------|------------------|
| | | | | REC=Recreation | CE=Conservation | | |
| BARRY, MARK D. & ALBRIGHT, C. | U06-0009-0000 | 3.090 | 14,600 | | | 0 | 14,600 |
| BARRY, MARK D. & ALBRIGHT, C. | U07-011A-0000 | 11.000 | 57,760 | CU,REC | | 186,600 | 244,360 |
| BATES, THOMAS F. & MARYANNE | R09-0044-0000 | 3.513 | 60,000 | | | 211,900 | 271,900 |
| BATTERMAN, HENRY/CAMPBELL NORA | R06-0002-0000 | 31.500 | 57,904 | CU | | 150,600 | 208,504 |
| BEARSE, FRANCIS REV LIV TRUST | R07-0002-0004 | 5.400 | 61,100 | | | 26,500 | 87,600 |
| BEDARD, DAVID & KERRY LOCKE | R11-0021-0000 | 4.000 | 61,000 | | | 267,700 | 328,700 |
| BEDARD, DAVID & KERRY LOCKE | R11-0022-0000 | 3.700 | 117,900 | | | 0 | 117,900 |
| BEERS, DANIEL C. & SUSAN J. | R09-0009-0000 | 6.000 | 12,000 | | | 0 | 12,000 |
| BEERS, DANIEL C. & SUSAN J. | R09-004B-0000 | 7.380 | 65,100 | | | 242,600 | 307,700 |
| BEESON, ROBERTA J. | R06-0050-0000 | 2.000 | 57,000 | | | 104,200 | 161,200 |
| BEGUIN, ELLEN K. | R01-0050-0000 | 4.073 | 102,400 | | | 135,600 | 238,000 |
| BELL, BENJAMIN F. | U01-0031-0000 | 1.500 | 56,000 | | | 193,800 | 249,800 |
| BELL, BENJAMIN F. | U14-0004-0000 | 2.700 | 809,000 | | | 148,100 | 957,100 |
| BELL, RICHARD B.& ROBERTA I. | R08-0025-0000 | 2.200 | 84,200 | | | 87,700 | 171,900 |
| BELTZ, GERALD A. & BARBARA S. | U10-0008-0000 | 4.400 | 61,800 | | | 191,300 | 253,100 |
| BENNETT, DEAN W. & JEAN E. | R11-0042-0000 | 3.989 | 61,000 | | | 154,300 | 215,300 |
| BENNETT-TRUSTEE, NANCY | R11-0019-0000 | 4.300 | 61,600 | | | 150,700 | 212,300 |
| BENOIT, ROBERT A. & THERESA | U04-0049-0000 | 1.000 | 55,000 | | | 204,900 | 259,900 |
| BERGAN, PAUL J. & MARGO L. | R11-0066-0000 | 4.000 | 102,300 | | | 176,200 | 278,500 |
| BERNIER, JEAN-PIERRE & KRISTEN | R11-0046-0000 | 5.790 | 64,600 | | | 112,000 | 176,600 |
| BERNIUS, LYLE D. | R07-0049-0000 | 4.400 | 103,100 | | | 251,000 | 354,100 |
| BERUBE, JOSEPH & SUSAN | R09-019A-0013 | 3.800 | 80,600 | | | 0 | 80,600 |
| BICKFORD, LAWRENCE A. & HELENE | R11-005A-0000 | 4.500 | 62,000 | | | 176,800 | 238,800 |
| BILLINGS, BENJAMIN WILLARD | R06-004B-0000 | 1.600 | 13,700 | | | 0 | 13,700 |
| BILLINGS, JANE, SALLY, PETER | U04-0044-0000 | 1.200 | 55,400 | | | 187,900 | 243,300 |
| BLAIR, DAVID H. & LINDA M. | R03-0011-0000 | 0.600 | 34 | CU,REC,CE | | 0 | 34 |
| BLAIR, DAVID H. & LINDA M. | R03-0032-0000 | 45.000 | 3,283 | CU,REC,CE | | 0 | 3,283 |
| BLANCHETTE, ALBERT & VIRGINIA | U02-0009-0000 | 1.300 | 55,600 | | | 151,400 | 207,000 |
| BLANCHETTE, MICHAEL & HOLLY | R09-0021-0000 | 4.000 | 61,000 | | | 260,800 | 321,800 |
| BLANCHETTE, SUSAN & DAVID. | R07-0028-0000 | 4.400 | 61,800 | | | 123,000 | 184,800 |
| BLEICKEN, KURT D. & JANET H. | R11-0037-0000 | 4.600 | 62,200 | | | 246,900 | 309,100 |
| BLICKER, CARL V. & LINDA B. | R10-030A-0000 | 5.250 | 299 | CU,REC | | 0 | 299 |
| BLICKER, CARL V. & LINDA B. | U05-0014-0000 | 9.880 | 100,502 | CU | | 405,600 | 506,102 |
| BLOOD, CATHLEEN & BARDOS, JEFF | U13-0001-0000 | 1.300 | 742,300 | | | 110,900 | 853,200 |
| BOHN, RUTH TRUSTEE | R11-0062-0000 | 4.000 | 61,000 | | | 212,900 | 273,900 |
| BOLAND, CAROLYN G. | U07-0004-0000 | 3.800 | 55,600 | | | 0 | 55,600 |
| BOLDUC, ANDREW D. | U13-0016-0000 | 1.100 | 69,000 | | | 93,100 | 162,100 |
| BOLDUC, PHILLIP & SUZANNE | U10-0009-0000 | 0.750 | 53,800 | | | 111,800 | 165,600 |
| BOLTON, WILLIAM W. & DIANNE C. | R08-0044-0000 | 0.700 | 23,700 | | | 0 | 23,700 |
| BOLTON, WILLIAM W. & DIANNE C. | R08-0071-0000 | 2.000 | 57,000 | | | 188,200 | 245,200 |
| BONVIE, JULIE-BETH & TAD | R07-0018-0000 | 7.260 | 62,500 | CU | | 23,100 | 85,600 |
| BONVIE, JULIE-BETH & TAD | R07-0019-0000 | 5.552 | 56,563 | CU,REC | | 321,800 | 378,363 |
| BONVIE, JULIE-BETH & TAD | R07-019A-0000 | 56.508 | 54,331 | CU,REC | | 0 | 54,331 |
| BORESKE-JR., JOHN R. & SIRI | R12-0003-0000 | 7.100 | 67,200 | | | 216,000 | 283,200 |
| BOSTON & MAINE RAILROAD | R03-0005-0000 | 1.000 | 12,500 | | | 0 | 12,500 |

TOWN OF HANCOCK ANNUAL PROPERTY REPORT

| Property Owner | Map/Lot No | Acres | Land Value | CU=Current Use | | Building Value | Total Assessment |
|-----------------------------|---------------|---------|------------|----------------|-----------------|----------------|------------------|
| | | | | REC=Recreation | CE=Conservation | | |
| BOSTON & MAINE RAILROAD | R03-0040-0000 | 9.000 | 16,500 | | | 0 | 16,500 |
| BOSTON & MAINE RAILROAD | R06-0004-0000 | 3.000 | 13,500 | | | 0 | 13,500 |
| BOSTON & MAINE RAILROAD | R09-0006-0000 | 10.000 | 17,000 | | | 0 | 17,000 |
| BOSTON & MAINE RAILROAD | R09-0080-0000 | 11.000 | 17,400 | | | 0 | 17,400 |
| BOSTON & MAINE RAILROAD | U07-0013-0000 | 2.700 | 13,400 | | | 0 | 13,400 |
| BOSTON UNIVERSITY | R02-0039-0000 | 127.000 | 176,000 | | | 0 | 176,000 |
| BOSTON UNIVERSITY | R02-0040-0000 | 37.000 | 117,600 | | | 1,472,600 | 1,590,200 |
| BOSTON UNIVERSITY | R02-0041-0000 | 27.000 | 102,800 | | | 314,200 | 417,000 |
| BOSTON UNIVERSITY | R02-0043-0000 | 197.000 | 206,800 | | | 0 | 206,800 |
| BOSTON UNIVERSITY | R02-039A-0000 | 0.000 | 0 | | | 106,700 | 106,700 |
| BOTT, DAVID | R02-0047-0000 | 4.000 | 58,300 | | | 86,500 | 144,800 |
| BOTT, DAVID R., JR. | R02-0032-0000 | 30.000 | 1,677 | CU,REC | | 0 | 1,677 |
| BOTT, PETER | U02-0024-0000 | 0.700 | 94,200 | | | 141,200 | 235,400 |
| BOULDERFIELD LLC. | R08-0077-0000 | 108.800 | 225,519 | CU,REC | | 656,600 | 882,119 |
| BOULDERFIELD LLC. | R08-0080-0000 | 5.000 | 14,500 | | | 0 | 14,500 |
| BOULTON, MATTHEW | U04-0067-0000 | 0.089 | 78,900 | | | 100,200 | 179,100 |
| BOWEN, DOUGLAS & BARBARA | R09-086C-0000 | 6.650 | 66,300 | | | 197,000 | 263,300 |
| BOWMAN, BARBARA S. | R03-0001-0000 | 29.000 | 2,162 | CU,REC | | 0 | 2,162 |
| BOYCE, NANCY E. | U04-0005-0000 | 0.800 | 54,200 | | | 223,400 | 277,600 |
| BRADLEY, JOHN H. | U02-025A-0000 | 2.860 | 91,200 | | | 0 | 91,200 |
| BRADY, JOHN A & KIMBERLY S. | R09-085B-0000 | 6.490 | 121,000 | | | 668,400 | 789,400 |
| BREWSTER, ANNE C. | R10-0011-0000 | 20.000 | 682 | CU,REC | | 0 | 682 |
| BRIGGS, ELEANOR | R04-0007-0000 | 19.000 | 563 | CU | | 0 | 563 |
| BRIGGS, ELEANOR | R04-0010-0000 | 40.000 | 948 | CU,REC | | 0 | 948 |
| BRIGGS, ELEANOR | R04-0013-0000 | 26.000 | 1,004 | CU | | 0 | 1,004 |
| BRIGGS, ELEANOR | R04-0015-0000 | 175.000 | 9,445 | CU,REC | | 0 | 9,445 |
| BRIGGS, ELEANOR | R04-0016-0000 | 7.500 | 178 | CU,REC | | 0 | 178 |
| BRIGGS, ELEANOR | R05-0001-0000 | 66.000 | 6,726 | CU | | 0 | 6,726 |
| BRIGGS, ELEANOR | R05-0002-0000 | 24.000 | 1,033 | CU | | 0 | 1,033 |
| BRIGGS, ELEANOR | R05-0003-0000 | 62.000 | 1,914 | CU | | 0 | 1,914 |
| BRIGGS, ELEANOR | R05-0004-0000 | 47.000 | 2,093 | CU | | 0 | 2,093 |
| BRIGGS, ELEANOR | R05-0005-0000 | 73.000 | 2,183 | CU | | 0 | 2,183 |
| BRIGGS, ELEANOR | R05-0006-0000 | 81.000 | 2,801 | CU | | 0 | 2,801 |
| BRIGGS, ELEANOR | R05-0008-0000 | 102.000 | 4,814 | CU | | 0 | 4,814 |
| BRIGGS, ELEANOR | R05-0009-0000 | 119.000 | 5,617 | CU | | 0 | 5,617 |
| BRIGGS, ELEANOR | R05-0010-0000 | 47.000 | 3,915 | CU | | 0 | 3,915 |
| BRIGGS, ELEANOR | R05-0011-0000 | 120.000 | 5,016 | CU | | 0 | 5,016 |
| BRIGGS, ELEANOR | R05-0012-0000 | 145.000 | 5,690 | CU | | 0 | 5,690 |
| BRIGGS, ELEANOR | R05-0013-0000 | 100.000 | 4,952 | CU | | 0 | 4,952 |
| BRIGGS, ELEANOR | R05-0014-0000 | 40.000 | 1,440 | CU | | 0 | 1,440 |
| BRIGGS, ELEANOR | R06-0034-0000 | 1.100 | 47,000 | CU | | 74,800 | 121,800 |
| BRIGGS, ELEANOR | R06-0034-000A | 15.000 | 57,285 | CU | | 516,500 | 573,785 |
| BRIGGS, ELEANOR | R06-0037-0000 | 18.000 | 533 | CU | | 0 | 533 |
| BRIGGS, ELEANOR | R06-0041-0000 | 15.000 | 492 | CU | | 0 | 492 |
| BRIGGS, ELEANOR | R11-0002-0000 | 171.000 | 4,514 | CU,REC | | 0 | 4,514 |

TOWN OF HANCOCK ANNUAL PROPERTY REPORT

| Property Owner | Map/Lot No | Acres | CU=Current Use | | | Total Assessment |
|--------------------------------|---------------|---------|----------------|-----------------------------------|----------------|------------------|
| | | | Land Value | REC=Recreation CE=Conservation | Building Value | |
| BRIGGS, ELEANOR | R11-0003-0000 | 47.000 | 2,151 | CU | 0 | 2,151 |
| BRIGGS, ELEANOR | R11-0004-0000 | 42.000 | 1,244 | CU | 0 | 1,244 |
| BRIGGS, ELEANOR | R12-0001-0000 | 121.400 | 2,816 | CU | 0 | 2,816 |
| BRIGGS, ELEANOR | R12-0006-0000 | 1.300 | 190 | CU | 0 | 190 |
| BRIGGS, ELEANOR | R12-0012-0000 | 49.000 | 2,343 | CU | 0 | 2,343 |
| BRIGGS, ELEANOR | R12-0013-0000 | 118.000 | 4,360 | CU | 0 | 4,360 |
| BRIGGS, ELEANOR | R12-0014-0000 | 44.000 | 1,287 | CU | 0 | 1,287 |
| BRIGGS, ELEANOR | R12-0015-0000 | 215.000 | 6,260 | CU | 0 | 6,260 |
| BRIGGS, ELEANOR | R12-0016-0000 | 91.000 | 2,552 | CU | 0 | 2,552 |
| BRIGGS, ELEANOR | R12-0018-0000 | 89.000 | 2,349 | CU | 0 | 2,349 |
| BRIGGS, ELEANOR | U11-0001-0000 | 11.800 | 10,098 | CU | 21,100 | 31,198 |
| BRIGGS, ELEANOR | U11-0002-0000 | 34.000 | 1,224 | CU,REC | 0 | 1,224 |
| BRIGGS, ELEANOR | U12-0003-0000 | 44.000 | 1,443 | CU | 0 | 1,443 |
| BRIGGS, ELEANOR | U13-0015-0000 | 131.000 | 4,390 | CU | 0 | 4,390 |
| BRIGGS, ELEANOR | U14-0008-0000 | 62.100 | 5,866 | CU | 0 | 5,866 |
| BRIGGS, ELEANOR | U15-0001-0000 | 46.300 | 782,692 | CU | 137,900 | 920,592 |
| BRIGGS, ELEANOR | U16-0001-0000 | 17.000 | 2,482 | CU | 0 | 2,482 |
| BRIGGS, ELEANOR | U16-0013-0000 | 0.200 | 253,300 | CU | 0 | 253,300 |
| BRIGGS-TRUST, PATRICIA A. | R07-0020-0000 | 0.700 | 53,500 | | 203,900 | 257,400 |
| BRINGOLF-TRST., REGINA | U09-0006-0000 | 0.300 | 101,200 | | 164,100 | 265,300 |
| BRITTON, ROBERT E., TRUSTEE | R09-058A-0000 | 4.010 | 61,000 | | 280,600 | 341,600 |
| BRODERICK, RICHARD E.& DEBRA A | R09-0051-0000 | 4.493 | 62,000 | | 138,600 | 200,600 |
| BROOKS, BARRY C. | U04-0028-0000 | 0.300 | 90,000 | | 265,200 | 355,200 |
| BROOKS, ROBERT S. & SANDRA | R09-0073-0000 | 2.000 | 57,000 | | 113,100 | 170,100 |
| BROOKS, ROBERT S. & SANDRA | R09-0074-0000 | 10.300 | 382 | CU,REC | 0 | 382 |
| BROWN, JEFFREY S. | R07-0026-0000 | 12.160 | 45,299 | CU,REC | 191,900 | 237,199 |
| BROWN, JEFFREY S. | R09-0092-0000 | 1.270 | 50,500 | | 0 | 50,500 |
| BROWN, JEFFREY S. | U01-0024-0000 | 23.500 | 129,798 | CU,CE | 217,200 | 346,998 |
| BROWN, JEFFREY S. | U01-0027-0000 | 0.700 | 50 | CU,CE | 0 | 50 |
| BROWN, JULIE | R07-0027-0001 | 5.010 | 68,193 | CU,REC | 201,200 | 269,393 |
| BROWN, JULIE T. & PHILLIP A. | R09-004A-0000 | 22.100 | 60,402 | CU,REC | 171,900 | 232,302 |
| BROWN, LEE & DUBERSTEIN, LARRY | R15-0014-0000 | 0.070 | 1,100 | | 0 | 1,100 |
| BROWN, LEE & DUBERSTEIN, LARRY | R15-0029-0000 | 7.000 | 108,300 | | 129,000 | 237,300 |
| BROWN-TRUSTEE, MARGARET R. | R02-0037-0000 | 2.400 | 205 | CU,REC | 0 | 205 |
| BROWN-TRUSTEE, MARGARET R. | R02-0038-0000 | 9.800 | 58,435 | CU | 443,700 | 502,135 |
| BROX INDUSTRIES, INC. | R13-0011-0000 | 19.000 | 73,900 | | 0 | 73,900 |
| BROX INDUSTRIES, INC. | R13-0012-0000 | 9.000 | 65,800 | | 0 | 65,800 |
| BROX INDUSTRIES, INC. | R13-0021-0000 | 45.000 | 101,700 | | 0 | 101,700 |
| BRUDER, CHARLES F. & RITA | R11-0063-0000 | 4.000 | 102,300 | | 246,000 | 348,300 |
| BRYAN, ARTHUR L. & ISABEL | R09-0001-0000 | 26.050 | 96,168 | CU,REC,CE | 36,000 | 132,168 |
| BRYAN, ARTHUR L. & ISABEL | R10-0029-0000 | 22.650 | 60,268 | CU,REC | 305,700 | 365,968 |
| BRYER, AARON | R07-0002-0001 | 43.900 | 54,007 | CU,REC | 97,200 | 151,207 |
| BRYER, AARON & CHRISTINE | R07-0002-0003 | 5.200 | 49,700 | | 109,300 | 159,000 |
| BRYER, ROBERT & JERILYN | R07-055A-0000 | 6.730 | 66,500 | | 221,000 | 287,500 |
| BUNCE JOHN E. ET AL, TRUSTEES | R12-0007-0000 | 5.000 | 90,500 | | 136,800 | 227,300 |

TOWN OF HANCOCK ANNUAL PROPERTY REPORT

| Property Owner | Map/Lot No | Acres | Land Value | CU=Current Use | | Building Value | Total Assessment |
|--------------------------------|---------------|---------|------------|----------------|-----------------|----------------|------------------|
| | | | | REC=Recreation | CE=Conservation | | |
| BUNKER, CYNTHIA | R01-0049-0000 | 2.400 | 57,100 | | | 84,300 | 141,400 |
| BURKE, KEITH R. & SUSAN J | R08-0031-0000 | 4.300 | 102,900 | | | 199,200 | 302,100 |
| BURT, JAMES H. | R13-0003-0000 | 51.828 | 3,306 | CU | | 0 | 3,306 |
| CALLIF, ELLEN & KIDD, GEORGE | U04-0023-0000 | 0.180 | 40,700 | | | 189,600 | 230,300 |
| CALMER, CATHLEEN T. | R12-0022-0000 | 22.000 | 56,287 | CU,REC | | 140,600 | 196,887 |
| CAMBAL-HAYWARD, FRED & CATHERI | R11-0059-0000 | 4.000 | 56,000 | | | 0 | 56,000 |
| CAMBAL-HAYWARD, FRED & CATHERI | R11-0060-0000 | 4.000 | 102,300 | | | 325,700 | 428,000 |
| CAMPBELL-TRUST, BARBARA A. | R15-0016-0000 | 19.000 | 61,678 | CU | | 263,100 | 324,778 |
| CAMPBELL-TRUST, BARBARA A. | R15-0018-0000 | 252.300 | 11,922 | CU,REC | | 0 | 11,922 |
| CAMPBELL-TRUST, BARBARA A. | R15-0019-0000 | 39.500 | 2,215 | CU,CE | | 0 | 2,215 |
| CAMPBELL-TRUST, BARBARA A. | R15-0021-0000 | 3.200 | 115 | CU | | 0 | 115 |
| CARGILL, SHARON | R09-0015-0000 | 1.050 | 27,600 | | | 97,300 | 124,900 |
| CARLISLE, DON & KERRY | U16-0010-0000 | 1.000 | 775,000 | | | 86,900 | 861,900 |
| CARLSON-JR., JOHN TRUSTEE | R09-0039-0000 | 3.700 | 60,400 | | | 201,400 | 261,800 |
| CARNEY, DAVID M. & H. LAUREN | U01-0003-0000 | 3.000 | 94,800 | | | 387,600 | 482,400 |
| CARR, CHRISTOPHER J. & CATHY | R09-020B-0000 | 6.860 | 66,700 | | | 134,500 | 201,200 |
| CARTMELL, JANE T. | R07-0031-0000 | 9.800 | 4,165 | CU | | 0 | 4,165 |
| CARTMELL, JANE T. | R07-0036-0000 | 12.100 | 127,061 | CU | | 256,100 | 383,161 |
| CASKEY, JANICE E. | U01-0026-0000 | 0.690 | 120,300 | | | 339,400 | 459,700 |
| CASS, ERNEST C. & NATALIE W. | U03-0001-0000 | 0.400 | 51,800 | | | 132,900 | 184,700 |
| CASS-HEATLEY REVOCABLE TRUST | U04-0077-0000 | 0.500 | 100,000 | | | 177,000 | 277,000 |
| CASSIDY, NEVAN P. | R09-0049-0000 | 5.289 | 58,600 | | | 0 | 58,600 |
| CASSIDY, NEVAN P. | R09-020G-0000 | 8.100 | 63,700 | | | 228,000 | 291,700 |
| CATON, EVA C. | R06-0059-0000 | 1.100 | 55,200 | | | 127,500 | 182,700 |
| CAVERLY, RALPH A. & BARBARA E. | R09-0088-0000 | 3.000 | 53,500 | | | 224,000 | 277,500 |
| CAVERLY, RALPH A. & BARBARA E. | R09-088A-0000 | 7.930 | 62,500 | | | 5,900 | 68,400 |
| CERNOTA, ARTHUR J., TRUSTEE | R09-0075-0000 | 72.000 | 75,053 | CU | | 158,500 | 233,553 |
| CERNOTA, ARTHUR J., TRUSTEE | R09-0076-0000 | 33.630 | 56,642 | CU | | 101,000 | 157,642 |
| CERNOTA, ARTHUR J., TRUSTEE | R09-0082-0000 | 62.000 | 6,873 | CU | | 0 | 6,873 |
| CHABOT, PIERRE & DEBORAH | R10-001A-0000 | 15.900 | 57,734 | CU,REC | | 191,600 | 249,334 |
| CHAMBERLAIN, EDWARD, JR. | R01-0026-0000 | 1.000 | 55,000 | | | 27,300 | 82,300 |
| CHAMBERLAIN, L.G./N.P./E.E | R01-0025-0000 | 9.000 | 70,800 | | | 14,500 | 85,300 |
| CHAMBERLIN, DAVID E. | R06-0054-0000 | 4.000 | 61,000 | | | 140,600 | 201,600 |
| CHANDLER, ALAN R. & SHIRLEY M. | R02-0002-0000 | 8.580 | 138,800 | | | 301,200 | 440,000 |
| CHANDLER/LESLIE HARTWELL, JOEL | R06-0001-0000 | 2.000 | 46,000 | | | 91,400 | 137,400 |
| CHENOWETH, JAMES H. & DENISE | R09-0048-0000 | 5.345 | 105,000 | | | 157,900 | 262,900 |
| CHERWIN, DAVID & DIANE | R10-0004-000A | 35.420 | 60,007 | CU | | 221,600 | 281,607 |
| CHESTER, KENNETH D. & HEIDI L | R14-0012-0000 | 10.660 | 53,588 | CU,REC | | 137,500 | 191,088 |
| CHESTER, KENNETH D. & HEIDI L | R14-007A-0000 | 11.050 | 318 | CU,REC | | 0 | 318 |
| CHESTER, KENNETH D. & HEIDI L | R14-012A-0000 | 21.340 | 1,416 | CU,REC | | 0 | 1,416 |
| CHEVIOT, TIMOTHY & ROBERTA | R11-0058-0000 | 3.920 | 121,300 | | | 299,800 | 421,100 |
| CHICKERING, PERI A | R11-0012-0000 | 54.000 | 56,908 | CU | | 195,700 | 252,608 |
| CHICQUOINE, KENNETH & SELINDA | U16-0014-0000 | 0.700 | 725,000 | | | 199,800 | 924,800 |
| CHISLETT, MYLES G. & LORRAINE | R09-0012-0000 | 0.170 | 29,400 | | | 64,300 | 93,700 |
| CHRISTOPHERS, SCOTT & KERRY | R10-0010-0000 | 50.000 | 87,768 | CU | | 387,000 | 474,768 |

TOWN OF HANCOCK ANNUAL PROPERTY REPORT

| Property Owner | Map/Lot No | Acres | Land Value | CU=Current Use | Building Value | Total Assessment |
|---------------------------------|---------------|--------|------------|-----------------------------------|----------------|------------------|
| | | | | REC=Recreation CE=Conservation | | |
| CHURCHFIELD, ROBERT, JR. | R03-0039-0000 | 20.000 | 58,678 | CU | 124,700 | 183,378 |
| CIVITELLA, JENNIFER & ANTHONY | R02-046A-0000 | 22.620 | 54,186 | CU | 221,800 | 275,986 |
| CLAFLIN, KERNAN M. & DEBORAH A | R09-085C-0000 | 5.850 | 62,000 | | 161,600 | 223,600 |
| CLARK, FRANCELIA MASON | R12-0008-0000 | 5.700 | 91,900 | | 174,900 | 266,800 |
| CLARK, FRANCELIA MASON | R12-0010-0000 | 66.000 | 3,586 | CU,CE | 0 | 3,586 |
| CLARKE, DAVID H. & NANCY C. | R11-0015-0000 | 4.300 | 130,400 | | 700 | 131,100 |
| CLARK-GRANEY, JEAN D. | U05-0012-0000 | 1.400 | 55,800 | | 120,000 | 175,800 |
| CLASON, RICHARD C. & JEAN H. | U04-0053-0000 | 0.800 | 54,200 | | 160,300 | 214,500 |
| CLAY, BERNARD J. | U06-0001-0000 | 4.000 | 44,600 | | 93,300 | 137,900 |
| CLEMENT, KAREN | U13-0014-0000 | 9.300 | 967,500 | | 127,000 | 1,094,500 |
| CLEVELAND, GWEN TRUSTEE | R11-0013-0000 | 4.400 | 61,800 | | 101,100 | 162,900 |
| CLOSTER, CATHERINE C. | R10-0028-0000 | 2.590 | 58,200 | | 240,000 | 298,200 |
| COBB, DUDLEY GERMAINE | R06-0047-0000 | 5.170 | 63,300 | | 61,200 | 124,500 |
| COCHRANE, DOUGLAS G. & ELEANOR | R01-0011-0000 | 12.000 | 58,482 | CU | 226,300 | 284,782 |
| COCHRANE, DOUGLAS G. & ELEANOR | R01-0034-0000 | 25.000 | 3,405 | CU | 0 | 3,405 |
| CODMAN, MICHAEL | R13-0015-0000 | 4.300 | 56,100 | | 87,900 | 144,000 |
| CODMAN, ROBERT & LAWLER, JILL | R06-0060-0000 | 0.700 | 53,500 | | 93,100 | 146,600 |
| COFFIN JR., JARVIS & BARBARA J | U07-0015-0000 | 0.060 | 1,200 | | 0 | 1,200 |
| COFFIN JR., JARVIS & BARBARA J | U07-0017-0000 | 1.100 | 55,200 | | 191,000 | 246,200 |
| COFFINN VENTURES,LLC | U04-0001-0000 | 0.800 | 109,000 | | 974,500 | 1,083,500 |
| COLL, MATTHEW P. & JAMIE | R01-046A-0000 | 7.440 | 67,900 | | 118,900 | 186,800 |
| COLLARD, CYNTHIA & MARCEL | R01-0027-0000 | 14.000 | 1,907 | CU,CE | 0 | 1,907 |
| COLLARD, CYNTHIA & MARCEL | R01-0030-0000 | 11.500 | 736 | CU,CE | 0 | 736 |
| COLLARD, CYNTHIA & MARCEL | R01-0031-0000 | 0.900 | 58 | CU | 0 | 58 |
| COLLARD, CYNTHIA & MARCEL | R01-0032-0000 | 7.800 | 499 | CU,CE | 0 | 499 |
| COLLARD, CYNTHIA & MARCEL | R01-0033-0000 | 63.500 | 62,901 | CU,CE | 170,300 | 233,201 |
| COLWELL, CHRISTOPHER & SUSAN | U16-0004-0000 | 1.400 | 63,300 | | 600 | 63,900 |
| COMSTOCK/V.ASLAN-TRSTS., D.L. | U16-0016-0000 | 0.910 | 760,000 | | 142,300 | 902,300 |
| CONDON, SCOTT W. | R08-034A-0000 | 5.080 | 55,000 | | 75,200 | 130,200 |
| CONNELL-TRST., THOMAS JAMES | R08-0065-0000 | 15.500 | 129,278 | CU | 299,400 | 428,678 |
| CONNOLLY, MICHAEL J. & DIANNE | R10-0024-0000 | 6.630 | 66,300 | | 197,500 | 263,800 |
| CONNOLLY, MICHAEL J. & DIANNE | R10-024A-0000 | 2.620 | 5,200 | | 0 | 5,200 |
| CONREY, CATHERINE | R08-0081-0000 | 1.600 | 56,200 | | 132,900 | 189,100 |
| COOK, MARJORIE D. | R09-0023-0000 | 4.000 | 61,000 | | 183,000 | 244,000 |
| COOKE, MICHAEL C. | R07-004-00000 | 8.000 | 69,000 | | 248,000 | 317,000 |
| COPELAND, JUDITH | U01-0033-0000 | 1.570 | 97,400 | | 197,200 | 294,600 |
| COPELAND, JUDITH | U02-0025-0000 | 0.610 | 43,800 | | 200 | 44,000 |
| CORDATOS, JULIE A. | R09-095A-0000 | 2.050 | 54,400 | | 69,500 | 123,900 |
| CORDELLE, GUY & DIANE M. | R07-029A-0000 | 4.000 | 58,300 | | 166,900 | 225,200 |
| CORMIER, LEONELL L. | R07-0014-0000 | 3.500 | 60,000 | | 126,800 | 186,800 |
| CORRIVEAU, LEO & LAURA | R09-0104-0000 | 8.200 | 69,300 | | 189,700 | 259,000 |
| COTY, STEVEN J. & STEELE, DONNA | R16-0020-0000 | 6.000 | 65,000 | | 99,900 | 164,900 |
| COUGHLAN-JR., EDWARD J. & LINDA | U02-0007-0000 | 2.000 | 57,000 | | 87,000 | 144,000 |
| COVINGTON, MARY W. | U04-0038-0000 | 0.740 | 51,300 | | 182,900 | 234,200 |

TOWN OF HANCOCK ANNUAL PROPERTY REPORT

| Property Owner | Map/Lot No | Acres | Land Value | CU=Current Use | Building Value | Total Assessment |
|---------------------------------|---------------|---------|------------|-----------------------------------|----------------|------------------|
| | | | | REC=Recreation CE=Conservation | | |
| COYNE, JONATHAN M. & DEBRA WHI | R09-0018-0000 | 2.000 | 48,800 | | 195,700 | 244,500 |
| CROSS, CHAD G. | R15-002B-0000 | 17.490 | 57,458 | CU | 210,400 | 267,858 |
| CROWELL, JOHN T. | R15-0048-0000 | 4.000 | 61,000 | | 132,600 | 193,600 |
| CUDDIHEE-TRSTS., WILLIAM R. & E | R08-0047-0000 | 2.080 | 57,200 | | 160,100 | 217,300 |
| CUMMINGS, PETER C. | U03-0012-0000 | 0.600 | 50,700 | | 68,400 | 119,100 |
| CUNNINGHAM, J. SCOTT & KIM W. | R04-0005-0000 | 153.000 | 60,149 | CU, CE | 176,200 | 236,349 |
| CURRAN, JAMES C. & MARY G. | R06-0024-0000 | 6.800 | 61,100 | | 174,300 | 235,400 |
| CUTTER, DAVID | R07-0034-0000 | 3.600 | 60,200 | | 239,100 | 299,300 |
| CUTTER, DAVID | R07-0035-0000 | 0.700 | 11,900 | | 0 | 11,900 |
| CUTTER, TERRY S. & SHELLEY T. | R14-0015-0000 | 36.000 | 1,350 | CU | 0 | 1,350 |
| CYPHER, ROBERT M. | R08-0055-0000 | 30.000 | 126,766 | CU, REC | 283,600 | 410,366 |
| CZARKOWSKI, NANCY | R06-044A-0000 | 4.090 | 61,200 | | 128,800 | 190,000 |
| CZEKANSKI, ANTOINETTE | U16-0017-0000 | 2.800 | 811,000 | | 91,000 | 902,000 |
| DALOZ, CHARLES R. | R01-0036-0000 | 28.000 | 1,359 | CU, REC | 0 | 1,359 |
| DALOZ, CHARLES R. | R01-0041-0000 | 4.800 | 56,744 | CU, REC | 202,000 | 258,744 |
| DALOZ, CHARLES R. | R01-0042-0000 | 5.000 | 45,162 | CU, REC | 35,600 | 80,762 |
| DALRYMPLE, KEITH P. & HEATHER A | R02-0049-0000 | 4.000 | 61,000 | | 246,500 | 307,500 |
| DALTON, WILLIAM K. & ELLEN M. | R09-0056-0000 | 2.800 | 53,600 | | 0 | 53,600 |
| DALTON, WILLIAM K. & ELLEN M. | R09-056A-0000 | 1.600 | 56,200 | | 246,100 | 302,300 |
| DAMATA, MARK P. & HEATHER L. | R08-0037-0000 | 1.140 | 55,300 | | 95,900 | 151,200 |
| DANFORTH-TRUSTEE, MERIDAY H. | R07-032A-0000 | 5.010 | 60,300 | | 164,200 | 224,500 |
| DANG, LOC VAN & KIM T. | R15-0011-0000 | 1.100 | 55,200 | | 111,000 | 166,200 |
| DANIEL WEBSTER COUNCIL | U07-0005-0000 | 3.000 | 6,000 | | 0 | 6,000 |
| DANIELS, EMILY & SCOTT | U04-0078-0000 | 0.300 | 90,000 | | 289,800 | 379,800 |
| DANIELS, JR. ALEXANDER E. & PAU | R02-0014-000A | 5.240 | 63,500 | | 245,800 | 309,300 |
| DANIELS-TRUSTEE, DELIA N. | R09-0005-0000 | 16.260 | 4,188 | CU | 0 | 4,188 |
| DANIELS-TRUSTEE, DELIA N. | R10-0023-0000 | 5.630 | 58,630 | CU | 234,700 | 293,330 |
| DANIELS-TRUSTEE, DELIA N. | R10-023A-0000 | 10.150 | 4,314 | CU | 0 | 4,314 |
| DANIELS-TRUSTEE, DELIA N. | U01-0015-0000 | 2.200 | 57,400 | | 144,400 | 201,800 |
| DAVENPORT, JAMES H. | R13-0004-0000 | 1.200 | 131 | CU, REC, CE | 0 | 131 |
| DAVENPORT, JAMES H. | R13-0010-0000 | 10.000 | 1,110 | CU, REC, CE | 0 | 1,110 |
| DAVENPORT, JAMES H. | R13-0023-0000 | 39.000 | 62,109 | CU, REC, CE | 116,400 | 178,509 |
| DAVIS, KENNETH H. SR. | U07-001A-0000 | 2.000 | 57,000 | | 58,300 | 115,300 |
| DAVIS, SUSAN & ALLGOOD, DONALD | U02-0012-0000 | 1.860 | 56,700 | | 136,000 | 192,700 |
| DAVISON, JEFFREY T. & TARA B. | R01-015C-0000 | 6.860 | 66,700 | | 239,500 | 306,200 |
| DAVY, JOHN L. | R01-0013-0000 | 15.000 | 82,200 | | 145,900 | 228,100 |
| DEAN, MABELLE REV TRUST | R07-0054-0000 | 2.300 | 57,600 | | 301,200 | 358,800 |
| DEBANICO, MARC & CHARLONNE, LO | R11-0034-0000 | 4.632 | 62,300 | | 170,300 | 232,600 |
| DEBEM, ELIZABETH | R07-0027-0000 | 14.450 | 59,839 | CU, REC | 971,900 | 1,031,739 |
| DELUCIA, JOHN & JOANNE | R06-0046-0000 | 4.000 | 61,000 | | 371,400 | 432,400 |
| DEXTER, JUDSON CAMERON & EMILY | U04-0021-0000 | 0.330 | 51,000 | | 156,300 | 207,300 |
| DICICCO, STEPHEN G. & HARRIET | R07-0056-0002 | 4.000 | 61,000 | | 162,400 | 223,400 |
| DILLON, ANN | R01-0014-0000 | 1.800 | 51,600 | | 0 | 51,600 |
| DILLON, ANN | R01-0019-0000 | 6.800 | 741 | CU, REC | 0 | 741 |
| DILLON, ANN | R01-0020-0000 | 20.100 | 62,152 | CU, REC | 133,700 | 195,852 |

TOWN OF HANCOCK ANNUAL PROPERTY REPORT

| Property Owner | Map/Lot No | Acres | Land Value | CU=Current Use | | Building Value | Total Assessment |
|--------------------------------|---------------|--------|------------|----------------|-----------------|----------------|------------------|
| | | | | REC=Recreation | CE=Conservation | | |
| DILLON, ANN | R01-020A-0000 | 1.400 | 300 | | | 0 | 300 |
| DILLON, ANN | R01-020B-0000 | 23.240 | 973 | CU,REC | | 0 | 973 |
| DILLON, ANN | R01-020C-0000 | 98.870 | 4,730 | CU,REC | | 0 | 4,730 |
| DILLON, ANN | R01-020D-0000 | 1.100 | 53 | CU,REC | | 0 | 53 |
| DINERSTEIN, ELLEN | R02-051E-0000 | 4.060 | 61,100 | | | 149,600 | 210,700 |
| DIXON, JEFFREY & MARSHA | R02-050A-0000 | 5.610 | 64,200 | | | 324,300 | 388,500 |
| DODGE, PHILIP & MEGAN | R09-0025-0000 | 4.500 | 60,600 | | | 169,600 | 230,200 |
| DONOVAN, JAIME | U08-0007-0000 | 0.920 | 51,900 | | | 103,600 | 155,500 |
| DORAN, DALE E. & DONNA L. | R08-0021-0000 | 7.000 | 67,000 | | | 145,000 | 212,000 |
| DOW, EVERETT L. | U02-0004-0000 | 1.500 | 56,000 | | | 101,800 | 157,800 |
| DOWLING, THOMAS W & SHARON L | R09-0035-0000 | 4.618 | 62,200 | | | 212,400 | 274,600 |
| DOWSE-JR., LEONARD H. & SARA B | R10-0032-0000 | 6.380 | 65,800 | | | 194,400 | 260,200 |
| DRAKE, PETER P. | R06-0023-0000 | 12.000 | 50,112 | CU | | 359,500 | 409,612 |
| DRAKE, PETER P. | R06-024A-0000 | 3.200 | 178 | CU | | 0 | 178 |
| DRAPER, THOMAS B. & ELLEN P. | U15-0002-0000 | 1.400 | 783,000 | | | 309,200 | 1,092,200 |
| DRASBA, DAVID & GARRE, COLLEEN | U04-0022-0000 | 0.400 | 51,800 | | | 95,000 | 146,800 |
| DRISCOLL, NANCY M. & MICHAEL J | R08-0032-0000 | 6.000 | 65,000 | | | 193,700 | 258,700 |
| DRUMMOND, BONNIE W. | U03-0004-0000 | 7.190 | 67,400 | | | 273,100 | 340,500 |
| DRURY, HENRY W. | U01-0008-0000 | 1.500 | 51,000 | | | 0 | 51,000 |
| DRURY, HENRY W. | U01-008A-0000 | 1.750 | 56,500 | | | 144,100 | 200,600 |
| DUBECK, WILLIAM H. & GAIL C. | R01-0048-0000 | 5.000 | 59,000 | | | 64,200 | 123,200 |
| DUBRULE, NADINE | U08-005A-0000 | 1.240 | 55,500 | | | 164,000 | 219,500 |
| DUDRA, ROBERT S. & KAREN K. | R06-0006-0000 | 0.700 | 53,500 | | | 130,600 | 184,100 |
| DUMLER, ANN M. | U04-0063-0000 | 0.300 | 90,000 | | | 213,300 | 303,300 |
| DUNBAR, TRUSTEE, LUELLA F. | R02-0012-0000 | 1.400 | 55,800 | | | 89,100 | 144,900 |
| DUNLAP, JOHN, JR. | R15-0010-0000 | 1.300 | 55,600 | | | 116,800 | 172,400 |
| DUNN-GRAVLIN, EILEEN | U07-0001-0000 | 1.000 | 55,000 | | | 103,900 | 158,900 |
| DUNNING, BRUCE E. & ELIZABETH | R09-0063-0000 | 56.730 | 59,402 | CU,REC | | 84,800 | 144,202 |
| DURIS, MARION | R09-059A-0000 | 5.300 | 63,600 | | | 189,100 | 252,700 |
| DURLAND, MARY | R08-042A-0000 | 5.000 | 57,500 | | | 16,700 | 74,200 |
| EARLE, THERESA S. | U01-0002-0000 | 1.200 | 55,400 | | | 191,300 | 246,700 |
| EATON, THOMAS R. | R02-0007-0000 | 3.400 | 41,514 | CU | | 4,200 | 45,714 |
| EATON, THOMAS R. | R02-0016-0000 | 16.000 | 57,691 | CU | | 180,400 | 238,091 |
| EAVES, RAY D. & ROSANNA B. | R08-0082-0000 | 1.600 | 56,200 | | | 27,500 | 83,700 |
| ECKHARDT, JEAN M. | R11-0031-0000 | 4.000 | 61,000 | | | 181,700 | 242,700 |
| EGLOWSTEIN, HOWARD M. | R08-0079-0000 | 3.470 | 59,900 | | | 139,000 | 198,900 |
| EKLUND, JANE & BAUHAN, SARAH | R09-0052-0000 | 4.418 | 61,800 | | | 177,300 | 239,100 |
| ELDRED, PRISCILLA | R12-010A-0000 | 4.010 | 80,300 | | | 170,500 | 250,800 |
| ELLINGWOOD, MARK & SUSAN D. | R09-085A-0000 | 7.050 | 67,100 | | | 162,900 | 230,000 |
| ELLIOTT, WILLIAM & EILEEN | R15-0006-0000 | 25.600 | 46,694 | CU | | 88,000 | 134,694 |
| ELLIS, GORDON M. & BARBARA J | U10-0004-0000 | 2.000 | 54,300 | | | 266,900 | 321,200 |
| EMBLER, KARLENE | R07-0055-0000 | 24.100 | 54,081 | CU,REC,CE | | 145,600 | 199,681 |
| EMBLER, KARLENE | R07-055B-0000 | 5.650 | 119 | CU,REC,CE | | 0 | 119 |
| ENG, HOWARD & ANN | R13-0019-0000 | 2.500 | 53,000 | | | 0 | 53,000 |
| ENG, HOWARD & ANN | R13-0020-0000 | 6.000 | 65,000 | | | 142,800 | 207,800 |

TOWN OF HANCOCK ANNUAL PROPERTY REPORT

| Property Owner | Map/Lot No. | Acres | Land Value | CU=Current Use | | Building Value | Total Assessment |
|---------------------------------|---------------|--------|------------|----------------|-----------------|----------------|------------------|
| | | | | REC=Recreation | CE=Conservation | | |
| ENGLISH, HELEN PENELOPE | R06-0014-0000 | 17.000 | 1,352 | CU,REC | | 0 | 1,352 |
| ENGLISH, HELEN PENELOPE | R06-0015-0000 | 38.000 | 79,599 | CU,REC | | 21,400 | 100,999 |
| ENGLISH, HELEN PENELOPE | R06-0016-0000 | 5.700 | 106 | CU,REC | | 0 | 106 |
| ENGLISH, HELEN PENELOPE | R06-0017-0000 | 93.000 | 100,932 | CU,REC | | 201,400 | 302,332 |
| ENGLISH, HELEN PENELOPE | R06-0027-0000 | 5.000 | 129,000 | | | 203,900 | 332,900 |
| ENNIS, THOMAS F. JR & PATRICIA | U02-0008-0000 | 1.500 | 56,000 | | | 134,100 | 190,100 |
| ERDMANN, PAMELA | U03-0014-00B2 | 1.000 | 27,500 | | | 132,100 | 159,600 |
| EVA, WILLIAM D. & CAROL B. | R10-0015-0000 | 1.076 | 52 | CU,REC | | 0 | 52 |
| EVA, WILLIAM D. & CAROL B. | R15-0004-0000 | 2.600 | 68 | CU,REC | | 0 | 68 |
| EVA, WILLIAM D. & CAROL B. | R15-0005-0000 | 15.860 | 59,105 | CU,REC | | 173,200 | 232,305 |
| EVA, WILLIAM D. & CAROL B. | R15-0008-0000 | 95.000 | 60,278 | CU,REC,CE | | 121,800 | 182,078 |
| EVANS, D. ERIC | R09-086A-0000 | 17.720 | 53,825 | CU,REC,CE | | 87,400 | 141,225 |
| EVANS, D. ERIC | R09-086B-0000 | 0.880 | 100 | CU | | 0 | 100 |
| EVANS, JOHN W. | U04-0048-0000 | 0.900 | 54,600 | | | 123,700 | 178,300 |
| EVANS, MATTHEW D. | R08-0039-0000 | 1.650 | 50,800 | | | 92,600 | 143,400 |
| FABER, MICHAEL B. | R13-0023-00A2 | 11.920 | 1,217 | CU,REC | | 0 | 1,217 |
| FABER, MICHAEL B. | R14-0013-0000 | 18.500 | 66,197 | CU | | 137,500 | 203,697 |
| FABER, PAUL W. & SANDRA J. | R11-0050-0000 | 18.397 | 91,212 | CU,REC | | 150,400 | 241,612 |
| FABER, SUSANNA & THOMAS | R04-0017-0000 | 4.070 | 61,100 | | | 130,900 | 192,000 |
| FAILLA, MARYBETH F REV. TRUST | R09-0037-0000 | 4.618 | 57,200 | | | 0 | 57,200 |
| FAILLA, MARYBETH F REV. TRUST | R09-0038-0000 | 3.700 | 60,400 | | | 289,500 | 349,900 |
| FAIRCHILD, ROBERT E. & PATRICIA | R11-0038-0000 | 4.040 | 61,100 | | | 186,900 | 248,000 |
| FALCON, ELEANOR D. | R09-0024-0000 | 4.302 | 61,600 | | | 187,800 | 249,400 |
| FALLON, GEORGIANN M. | U04-0025-0000 | 0.300 | 90,000 | | | 210,100 | 300,100 |
| FALLON, KEVIN & STEPHANIE | R11-0035-0000 | 4.200 | 61,400 | | | 326,300 | 387,700 |
| FATH, GAIL A. | R01-0028-0000 | 18.300 | 61,153 | CU,REC | | 297,800 | 358,953 |
| FEDERAL HOME LOAN MORTGAGE | R04-0003-0000 | 1.700 | 51,400 | | | 0 | 51,400 |
| FEDERAL HOME LOAN MORTGAGE | R04-0004-0000 | 4.600 | 62,200 | | | 109,800 | 172,000 |
| FEDERAL NATIONAL MORTGAGE | R09-0020-0000 | 5.150 | 63,300 | | | 151,700 | 215,000 |
| FEDERAL NATIONAL MORTGAGE | U07-0011-0000 | 5.000 | 63,000 | | | 304,400 | 367,400 |
| FEDERAL NATIONAL MORTGAGE ASSO | R11-0020-0000 | 4.300 | 61,600 | | | 140,400 | 202,000 |
| FELDSTEIN, LEWIS M. | R02-0023-0000 | 11.000 | 55,838 | CU | | 185,300 | 241,138 |
| FELSMAN, J. KIRK & IRENE C. | R07-027B-0003 | 11.170 | 815 | CU,REC | | 0 | 815 |
| FERNANDS, JOHN J. & ELIZABETH | U10-0006-0000 | 2.100 | 56,800 | | | 108,600 | 165,400 |
| FERRISI, MATTHEW J. | R09-019A-0010 | 12.360 | 562 | CU,REC | | 0 | 562 |
| FERRISI, MATTHEW J. | U01-0028-0000 | 12.120 | 123,432 | CU,CE | | 297,000 | 420,432 |
| FILLEBROWN-REV TRST, STEPHEN M | R11-0014-0000 | 4.700 | 103,700 | | | 224,000 | 327,700 |
| FINCHER, HOLLY J. | R06-0012-0000 | 3.900 | 757 | CU,REC | | 0 | 757 |
| FINCHER, HOLLY J. | R06-0013-0000 | 8.700 | 54,904 | CU,REC,CE | | 229,400 | 284,304 |
| FIRST CONGREGATIONAL CHURCH | U09-011A-0000 | 0.250 | 87,500 | | | 407,100 | 494,600 |
| FISHER, WAYNE L | R09-0101-0000 | 1.340 | 55,700 | | | 129,200 | 184,900 |
| FLAGG, DIANE | U10-0011-0000 | 4.380 | 61,800 | | | 71,400 | 133,200 |
| FLAMINO, LANCE & SULLIVAN ASHL | R13-0003-000B | 12.090 | 55,523 | CU | | 120,600 | 176,123 |
| FLEMING, DONALD W. & MARY ANN | R09-0029-0000 | 3.800 | 60,600 | | | 174,800 | 235,400 |
| FOGG, ROBERT A. & MARIE E. | U01-0016-0000 | 2.180 | 57,400 | | | 150,500 | 207,900 |

TOWN OF HANCOCK ANNUAL PROPERTY REPORT

| Property Owner | Map/Lot No | Acres | Land Value | CU=Current Use | | Building Value | Total Assessment |
|---------------------------------|---------------|---------|------------|----------------|-----------------|----------------|------------------|
| | | | | REC=Recreation | CE=Conservation | | |
| FOGG, ROBERT A. JR | U07-0008-0000 | 3.100 | 6,200 | | | 0 | 6,200 |
| FORD, DESMOND M. & JANICE F. | U14-0015-0000 | 2.100 | 57,200 | | | 196,700 | 253,900 |
| FORSTON, CHARLENE A. | R10-0017-0000 | 4.030 | 58,400 | | | 95,700 | 154,100 |
| FORTUNE, GREGORY B. & EVELYN A | R09-0004-0000 | 111.490 | 64,313 | CU | | 504,000 | 568,313 |
| FOWLE, STEPHEN & ELIZABETH | U10-0005-0000 | 3.940 | 60,900 | | | 244,600 | 305,500 |
| FRANCIS, SUSAN | U05-0007-0000 | 1.100 | 55,200 | | | 120,500 | 175,700 |
| FRASER, CRAIG W. | U16-0012-0000 | 0.500 | 641,300 | | | 103,700 | 745,000 |
| FREHNER, PAUL W. | R08-041A-0000 | 12.130 | 74,100 | | | 249,700 | 323,800 |
| FRIGULIETTI-TRSTS, D.G. & J.H. | U04-0056-0000 | 3.100 | 59,200 | | | 245,700 | 304,900 |
| FROAN REALTY TRUST | R07-0042-0000 | 2.300 | 978 | CU | | 0 | 978 |
| FROAN REALTY TRUST | R07-0043-0000 | 14.000 | 2,548 | CU | | 0 | 2,548 |
| FROLING, STEPHEN & PATRICIA | R04-0002-0000 | 2.200 | 41,223 | CU | | 22,800 | 64,023 |
| FROLING, STEPHEN & PATRICIA | R04-0005-000B | 6.790 | 671 | CU | | 0 | 671 |
| FROLING, STEPHEN & PATRICIA | R04-005A-0000 | 4.307 | 57,323 | CU | | 337,800 | 395,123 |
| GALLAGHER, JAMES & CATHY J. | R07-0017-0000 | 17.740 | 62,115 | CU | | 333,200 | 395,315 |
| GAMBLE, JAMES H. & NANCY F. | U04-0027-0000 | 0.300 | 90,000 | | | 297,100 | 387,100 |
| GANDHI-SCHWATLO, ROY & NILA | R09-0043-0000 | 3.520 | 60,000 | | | 171,400 | 231,400 |
| GARAND, A.L./L.M./B.A./B.J. | U07-0012-0000 | 2.400 | 57,800 | | | 161,800 | 219,600 |
| GARAND, A.L./L.M./B.A./B.J. | U07-0014-0000 | 0.800 | 33,600 | | | 0 | 33,600 |
| GARCIA-JR., JOSEPH | R07-0048-0000 | 1.200 | 55,400 | | | 71,600 | 127,000 |
| GARDNER CONSTRUCTION COMPANY | R01-045B-0000 | 4.000 | 399 | CU | | 0 | 399 |
| GARDNER CONSTRUCTION COMPANY | R02-0018-0000 | 2.000 | 272 | CU | | 0 | 272 |
| GARDNER CONSTRUCTION COMPANY | R02-0020-0000 | 25.000 | 96,478 | CU | | 93,300 | 189,778 |
| GARDNER CONSTRUCTION COMPANY | R02-0024-0000 | 14.000 | 2,160 | CU | | 0 | 2,160 |
| GARDNER, HERBERT S. JR. | U10-0007-0000 | 2.100 | 57,200 | | | 116,600 | 173,800 |
| GARLAND, MARY T. | U04-0004-0000 | 2.000 | 200,000 | | | 205,000 | 405,000 |
| GARLAND, BARBARA TRUSTEE REV TR | R02-049A-0000 | 5.010 | 63,000 | | | 211,300 | 274,300 |
| GARLAND-HOCH, SARAH | R06-0020-0000 | 59.000 | 133,327 | CU, REC, CE | | 335,300 | 468,627 |
| GARRE, COLLEEN W. | U04-0020-0000 | 0.400 | 51,800 | | | 205,100 | 256,900 |
| GAUFFIN, DAVID A. & JOAN C. | R09-0034-0000 | 4.300 | 61,600 | | | 209,300 | 270,900 |
| GAYLOR, EDWARD & PATRICIA | U01-0013-0000 | 2.200 | 51,900 | | | 38,200 | 90,100 |
| GEER, FRED L. & DONNA K. | R01-045A-0000 | 4.000 | 61,000 | | | 300,000 | 361,000 |
| GERVASIO, NICHOLAS & SARA | R01-015A-0000 | 6.390 | 65,800 | | | 215,200 | 281,000 |
| GESSNER, JUDY E. | R08-0028-0000 | 4.300 | 102,900 | | | 58,800 | 161,700 |
| GILLIS, ROBERT T. & NOEL A. | U06-0003-0000 | 4.610 | 62,200 | | | 107,600 | 169,800 |
| GILMAN, LEWIS E. JR. | R01-0046-0000 | 4.040 | 60,500 | | | 197,500 | 258,000 |
| GILMET, DAVID B. & AMY J. | U04-0051-0000 | 0.700 | 53,800 | | | 130,600 | 184,400 |
| GLOUDEMANS, THOMAS R. | R09-0060-0000 | 4.000 | 61,000 | | | 206,100 | 267,100 |
| GNADÉ, JANE E. & WILLIAM | U06-0006-0000 | 7.000 | 63,100 | | | 114,800 | 177,900 |
| GOODRICH, ROBERT L. & NANCY N. | R10-030B-0000 | 5.630 | 64,300 | | | 284,100 | 348,400 |
| GOODRICH, ROBERT L. & NANCY N. | R10-030C-0000 | 5.240 | 58,500 | | | 0 | 58,500 |
| GOODRIDGE, RONALD | R07-027B-0001 | 2.090 | 54,500 | | | 206,300 | 260,800 |
| GORDON, WAYNE R. & SHARON | U03-014A-00A1 | 0.840 | 27,200 | | | 114,800 | 142,000 |
| GORDON, WAYNE R. & SHARON | U03-014A-00A2 | 0.840 | 27,200 | | | 127,700 | 154,900 |
| GOVATOS, JEAN C. | R11-0043-0000 | 4.000 | 59,200 | | | 226,500 | 285,700 |

TOWN OF HANCOCK ANNUAL PROPERTY REPORT

| Property Owner | Map/Lot No | Acres | Land Value | CU=Current Use | Building Value | Total Assessment |
|--------------------------------|---------------|---------|------------|-----------------------------------|----------------|------------------|
| | | | | REC=Recreation CE=Conservation | | |
| GOVE, PAUL & LISA | R03-0027-0000 | 62.700 | 17,321 | CU,REC | 0 | 17,321 |
| GRAHAM, MARGOT J. | R09-0059-0000 | 12.900 | 58,378 | CU | 179,000 | 237,378 |
| GRANT, DAVID J & CROWELL, JEN | R07-0033-0000 | 0.900 | 54,500 | | 74,600 | 129,100 |
| GRASSETT, KURTIS J. & JENNIFER | U01-0022-0000 | 2.010 | 57,000 | | 176,500 | 233,500 |
| GRAVES, MARY T | U04-0061-0000 | 3.950 | 57,300 | | 109,800 | 167,100 |
| GRAY, CONSTANCE D. | R01-0045-0000 | 5.530 | 53,100 | | 165,600 | 218,700 |
| GRAY, CONSTANCE D. | R02-0025-0000 | 24.000 | 1,895 | CU | 0 | 1,895 |
| GRAY, EDWARD C | R06-0033-0000 | 24.840 | 102,761 | CU,CE | 241,300 | 344,061 |
| GRAY-JR., JOHN C. | R06-033A-0000 | 100.000 | 9,226 | CU | 0 | 9,226 |
| GREENE-TRSTS, JANE P. & N.B.JR | R04-011B-0000 | 32.400 | 3,022 | CU,REC | 0 | 3,022 |
| GREGG, ROBERT E. JR. | R06-0005-0000 | 3.700 | 60,400 | | 75,500 | 135,900 |
| GRONDAHL, CORNELIA W. | R07-0056-0003 | 8.390 | 62,300 | | 196,200 | 258,500 |
| GROSJEAN, JON P.& ELIZABETH A. | R10-013D-0000 | 14.400 | 121,596 | CU,REC | 276,500 | 398,096 |
| GROVES/1ST UNION NAT'L BANK | R06-0007-0000 | 27.000 | 102,800 | | 111,300 | 214,100 |
| GUILLETTE, YVETTE | U04-0039-0000 | 3.000 | 64,500 | | 143,800 | 208,300 |
| GUITMAN, VADIM & RENAUD, KAREN | R02-0013-0000 | 16.000 | 58,177 | CU | 218,900 | 277,077 |
| GURWELL, KIT & BARBARA | R09-0026-0000 | 4.400 | 61,800 | | 203,600 | 265,400 |
| GUSTAVSON,GEORGE H. & BEATRICE | R09-0046-0000 | 3.660 | 60,300 | | 170,200 | 230,500 |
| HAFELA, GROVE M. & BLANDINE | R01-0007-0000 | 81.000 | 58,932 | CU | 140,000 | 198,932 |
| HAGER, NICOLE & KENYON, SARAH | R08-031A-0000 | 2.300 | 98,900 | | 117,400 | 216,300 |
| HAJJAR, DAVID & MOLLY | U02-0021-0000 | 0.700 | 53,800 | | 180,300 | 234,100 |
| HALE, MATTHEW R.& SARAH E. | U04-0057-0000 | 1.030 | 55,100 | | 218,100 | 273,200 |
| HALL, DONALD S. & JUNE C. | R08-0038-00A1 | 1.180 | 27,700 | | 93,800 | 121,500 |
| HALL, DONALD S. & JUNE C. | R08-0038-00A2 | 1.180 | 27,700 | | 93,800 | 121,500 |
| HALL, JAMES K. & PAMELA A. | U04-0047-0000 | 0.750 | 54,000 | | 172,400 | 226,400 |
| HALL,D.GREGORY & LISA-MARIE | R09-0079-0000 | 16.000 | 55,718 | CU,REC | 255,200 | 310,918 |
| HALLIDAY, MICHAEL & SARAH | R09-0093-0000 | 1.970 | 56,900 | | 235,100 | 292,000 |
| HALVONIK, BRIAN J. | R14-0004-0000 | 10.000 | 378 | CU,REC | 0 | 378 |
| HALVONIK, ELIZABETH P. | R07-0053-0000 | 22.580 | 58,237 | CU,REC,CE | 208,900 | 267,137 |
| HAMBLET-JR., JOHN B | U13-0009-0000 | 1.200 | 42,900 | | 0 | 42,900 |
| HAMBLET-TRST, JOHN B. | U13-0005-0000 | 1.100 | 738,300 | | 82,500 | 820,800 |
| HAMBLET-TRST, JOHN B. | U13-0008-0000 | 1.100 | 42,700 | | 0 | 42,700 |
| HAMBLET-TRST., HOPE G. | U13-0004-0000 | 0.800 | 704,600 | | 54,800 | 759,400 |
| HAMLIN-JR.,JAMES H. & ELAINE | R10-013A-0000 | 4.030 | 58,400 | | 133,400 | 191,800 |
| HANCOCK DEPOT ASSOCIATION | U08-0015-0000 | 15.000 | 291,200 | | 124,000 | 415,200 |
| HANCOCK ROAD REALTY TRUST | R07-0022-0000 | 23.000 | 963 | CU,REC | 0 | 963 |
| HANEY, SANDRA P. | R09-0017-0000 | 1.500 | 47,800 | | 102,100 | 149,900 |
| HANSEL JR., JOHN P & SARAH H. | U15-0005-0000 | 1.400 | 783,000 | | 72,600 | 855,600 |
| HANSON FAMILY TRUST | U04-0070-0000 | 0.100 | 80,000 | | 101,400 | 181,400 |
| HANSON-REV TRUSTEE, ELIZABETH | R08-0046-0000 | 5.010 | 633 | CU | 0 | 633 |
| HANSON-REV TRUSTEE, ELIZABETH | R08-046A-0000 | 16.970 | 2,478 | CU | 0 | 2,478 |
| HANSON-REV TRUSTEE, ELIZABETH | R08-046B-0000 | 16.660 | 128,490 | CU | 438,600 | 567,090 |
| HANSON-REV TRUSTEE, ELIZABETH | R08-046C-0000 | 5.710 | 721 | CU | 0 | 721 |
| HARDWICK, LAURIE N. | R10-013B-0000 | 13.900 | 55,299 | CU | 178,200 | 233,499 |
| HARPER, LENTRICCHIA DAN& PAT | U09-0003-0000 | 5.000 | 125,000 | | 136,100 | 261,100 |

TOWN OF HANCOCK ANNUAL PROPERTY REPORT

| Property Owner | Map/Lot No | Acres | Land Value | CU=Current Use | | Building Value | Total Assessment |
|----------------------------------|---------------|---------|------------|----------------|-----------------|----------------|------------------|
| | | | | REC=Recreation | CE=Conservation | | |
| HARRINGTON, RICHARD V & LORRAINE | R08-027C-0000 | 11.200 | 71,383 | CU | | 111,200 | 182,583 |
| HARRIS CENTER | R03-0002-0000 | 78.000 | 3,179 | CU,REC | | 0 | 3,179 |
| HARRIS CENTER | R03-0003-0000 | 190.000 | 5,051 | CU,REC | | 0 | 5,051 |
| HARRIS CENTER | R03-0045-0000 | 11.000 | 232 | CU,REC,CE | | 0 | 232 |
| HARRIS CENTER | R04-0008-0000 | 69.100 | 1,824 | CU | | 0 | 1,824 |
| HARRIS CENTER | R04-0009-0000 | 185.000 | 5,167 | CU,REC | | 0 | 5,167 |
| HARRIS CENTER | R04-0011-0000 | 99.800 | 4,052 | CU,REC | | 0 | 4,052 |
| HARRIS CENTER | R04-001B-0000 | 59.000 | 1,718 | CU,REC | | 0 | 1,718 |
| HARRIS CENTER | R04-009B-0000 | 3.400 | 72 | CU,REC | | 0 | 72 |
| HARRIS CENTER | R05-0007-0000 | 12.000 | 316 | CU | | 0 | 316 |
| HARRIS CENTER | R06-0032-0000 | 20.000 | 652 | CU,REC | | 0 | 652 |
| HARRIS CENTER | R06-0038-0000 | 8.130 | 138,100 | | | 842,300 | 980,400 |
| HARRIS CENTER | R06-0039-0000 | 7.000 | 1,128 | CU | | 0 | 1,128 |
| HARRIS CENTER | R06-0040-0000 | 67.000 | 2,092 | CU | | 0 | 2,092 |
| HARRIS CENTER | R06-044B-0000 | 131.650 | 7,221 | CU | | 0 | 7,221 |
| HARRIS CENTER | R11-0001-0000 | 9.000 | 267 | CU | | 0 | 267 |
| HARRIS CENTER | R11-0005-0000 | 23.600 | 660 | CU,REC | | 0 | 660 |
| HARRIS CENTER | R11-0008-0000 | 7.000 | 230 | CU | | 0 | 230 |
| HARRIS CENTER | R13-0006-0000 | 98.000 | 4,020 | CU,REC | | 0 | 4,020 |
| HARRIS CENTER | R13-0007-0000 | 56.300 | 3,501 | CU | | 0 | 3,501 |
| HARRIS CENTER | R13-0008-0000 | 24.600 | 1,249 | CU | | 0 | 1,249 |
| HARRIS, MATTHEW R & KRISTIN D | R06-0045-0000 | 4.190 | 58,700 | | | 154,500 | 213,200 |
| HARRIS, NORMAN D. & BARBARA L. | R08-079A-0000 | 3.640 | 60,300 | | | 225,300 | 285,600 |
| HARRISON FAMILY TRUST | R06-0036-0000 | 21.120 | 57,963 | CU | | 232,600 | 290,563 |
| HART, JOSEPH S. & LINDA C. | U16-0008-0000 | 0.800 | 741,700 | | | 260,600 | 1,002,300 |
| HARVEY, JOHN W. | R08-0041-0000 | 1.200 | 55,400 | | | 87,500 | 142,900 |
| HASKINS, RICHARD M. & LOIS G. | U08-0011-0000 | 5.800 | 64,600 | | | 283,900 | 348,500 |
| HATAB, JOHN O & KATHLEEN K | U04-0011-0000 | 0.400 | 95,000 | | | 293,100 | 388,100 |
| HAVEY, MICHAEL D. & YASVIN, K | R07-0030-0000 | 2.400 | 54,400 | | | 262,500 | 316,900 |
| HEALEY, KELLY A. | R09-0019-0000 | 5.120 | 63,200 | | | 171,000 | 234,200 |
| HECHT, BERNARD & JANET O. | U01-0007-0000 | 1.200 | 55,400 | | | 125,700 | 181,100 |
| HEISSENBERGER, WALT, & BRIGITT | R11-0049-0000 | 4.130 | 61,300 | | | 185,200 | 246,500 |
| HENNESSY, GALE | U08-0008-0000 | 0.500 | 53,000 | | | 122,000 | 175,000 |
| HENNESSY, GALE | U08-0010-0000 | 4.940 | 62,900 | | | 139,100 | 202,000 |
| HENRY, KIT & SANDERS, HENRY G | R06-0022-0000 | 23.800 | 62,550 | CU,REC | | 187,000 | 249,550 |
| HENSEL, NORMAN C. & HAZEL E. | R11-0027-0000 | 4.000 | 96,800 | | | 230,700 | 327,500 |
| HERR, DOROTHY R. | U14-0006-0000 | 1.920 | 793,400 | | | 109,500 | 902,900 |
| HERTNEKY, PAUL B. & ROBBIE P. | R12-0009-0000 | 3.400 | 87,300 | | | 127,000 | 214,300 |
| HERTZLER, GARY W. & JUDY B. | R02-0014-0000 | 21.635 | 74,400 | | | 168,300 | 242,700 |
| HIGGINS, WILLIAM F. | R07-0002-0002 | 5.000 | 60,300 | | | 31,300 | 91,600 |
| HIGLEY, JONATHAN D. & SHEA D. | U04-0037-0000 | 0.800 | 54,200 | | | 208,300 | 262,500 |
| HILL, JACQUELINE & CAROLYN | R09-0061-0000 | 25.600 | 59,196 | CU | | 76,400 | 135,596 |
| HILL, JOHN C. & JANE D. | R07-0023-0000 | 4.020 | 57,164 | CU | | 134,200 | 191,364 |
| HILL, JOHN C. & JANE D. | R07-0024-0000 | 26.700 | 54,629 | CU | | 0 | 54,629 |
| HILLNER, FRANCES A. TRUSTEE | U04-0017-0000 | 1.500 | 166,000 | | | 188,800 | 354,800 |

TOWN OF HANCOCK ANNUAL PROPERTY REPORT

| Property Owner | Map/Lot No | Acres | Land Value | CU=Current Use | | Building Value | Total Assessment |
|--------------------------------|---------------|--------|------------|----------------|-----------------|----------------|------------------|
| | | | | REC=Recreation | CE=Conservation | | |
| HILLSBOROUGH CHRISTIAN | R09-076A-0000 | 5.323 | 63,600 | | | 417,900 | 481,500 |
| HIRD, DOROTHY | R03-009A-0000 | 9.230 | 71,300 | | | 150,900 | 222,200 |
| HIRD, DOROTHY | R03-009B-0000 | 0.260 | 9,000 | | | 0 | 9,000 |
| HISTORICAL SOCIETY | U04-0026-0000 | 0.570 | 102,100 | | | 338,600 | 440,700 |
| HIXSON, ARTHUR L. & LOIS A. | R08-027E-0000 | 6.500 | 97,900 | | | 139,000 | 236,900 |
| HIXSON, RODNEY A. & CYNTHIA J. | R08-027D-0000 | 4.500 | 81,300 | | | 206,400 | 287,700 |
| HODGE, GLEN R. & MARJORIE J. | R09-0096-0000 | 3.100 | 59,200 | | | 77,600 | 136,800 |
| HOLFELNER, KEVIN ET AL | R07-0025-0000 | 9.280 | 71,400 | | | 203,400 | 274,800 |
| HOLMBERG, BROOK E. | U09-0002-0000 | 1.700 | 116,800 | | | 229,700 | 346,500 |
| HOLT, ISAAC K.& SUSAN | R09-0099-0000 | 2.500 | 56,642 | CU | | 102,300 | 158,942 |
| HOLT, ISAAC K.& SUSAN | R09-100A-0000 | 9.300 | 353 | CU | | 0 | 353 |
| HORTON, BILLY & GREGG, ROBIN | R07-0052-0000 | 1.000 | 55,000 | | | 236,200 | 291,200 |
| HOWARD, PEGGY P. | U04-0003-0000 | 1.700 | 199,400 | | | 291,700 | 491,100 |
| HRDLICKA, JAMES | R10-016A-0000 | 5.700 | 64,400 | | | 114,700 | 179,100 |
| HRISTACHE, EDUARD | R10-0012-0000 | 1.000 | 55,000 | | | 72,300 | 127,300 |
| HUBER-TRST., HENRY J.& JOAN E. | R02-0044-0000 | 62.000 | 1,636 | CU | | 0 | 1,636 |
| HUBER-TRST., HENRY J.& JOAN E. | R02-0046-0000 | 32.450 | 92,156 | CU,REC | | 320,100 | 412,256 |
| HUFNAGEL, JULIE & PAUL | R10-0018-0000 | 4.200 | 56,400 | | | 0 | 56,400 |
| HULICK FAMILY, LLC | U14-0012-0000 | 1.500 | 746,300 | | | 160,700 | 907,000 |
| HUME, DAVID R. | U02-0011-0000 | 3.100 | 59,200 | | | 180,500 | 239,700 |
| HUNT, PATRICK & LISA | U02-0032-0000 | 1.500 | 56,000 | | | 124,500 | 180,500 |
| HUNTINGTON SAM & KLEIN RACHEL | R09-0083-0000 | 11.130 | 69,400 | | | 128,800 | 198,200 |
| HUNTINGTON,DAVID S.&CHRISTINE | U08-0014-0000 | 0.600 | 53,400 | | | 312,600 | 366,000 |
| HUNTLEY, GAIL E. | U03-0005-0000 | 5.460 | 63,900 | | | 128,500 | 192,400 |
| HUNTLEY, ROBERT S. | U10-009A-0000 | 3.840 | 77 | CU,CE | | 0 | 77 |
| HUNTLEY, ROBERT S. | U10-009B-0000 | 6.730 | 135 | CU,CE | | 0 | 135 |
| HUNTLEY, ROBERT S. & GAIL E. | U10-0002-0000 | 4.200 | 57,748 | CU,REC | | 198,900 | 256,648 |
| INGALLS, CHRIS | R02-0022-0000 | 3.000 | 59,000 | | | 118,400 | 177,400 |
| INGALLS, LORI J. | U05-0009-0000 | 1.300 | 55,600 | | | 125,800 | 181,400 |
| JACKSON, SANDRA V. TRUSTEE | U04-0013-0000 | 0.600 | 53,400 | | | 237,400 | 290,800 |
| JACKSON, ROBBYN & PRZYGOCKI T | U08-005B-0000 | 1.010 | 55,000 | | | 158,300 | 213,300 |
| JACOBS, DIANA | R09-0001-0001 | 11.540 | 47,340 | CU,REC | | 101,700 | 149,040 |
| JACOBSON, CHRISTOPHER | R08-042C-0000 | 13.070 | 52,994 | CU | | 236,400 | 289,394 |
| JAQUITH, PETER & LINDA | R09-019A-0004 | 3.840 | 85,900 | | | 320,100 | 406,000 |
| JARAMILLO, NELSON & MICHELLE | R02-0029-0000 | 1.100 | 55,200 | | | 243,200 | 298,400 |
| JAREST, GRACE & MULHALL, ED | R01-0009-0000 | 3.600 | 3,600 | | | 0 | 3,600 |
| JEM HANCOCK REALTY, LLC | U04-0072-0000 | 0.200 | 85,000 | | | 108,100 | 193,100 |
| JENNIFER A. BOOTH | R11-0067-0000 | 5.300 | 63,600 | | | 162,900 | 226,500 |
| JOEL, PENNY P. | R03-0007-0000 | 5.000 | 63,000 | | | 119,600 | 182,600 |
| JOHNSON HEIRS, LESTER | U09-0020-0000 | 15.000 | 82,200 | | | 148,100 | 230,300 |
| JOHNSON, COURTLAND M. & JAN L. | R06-0028-0000 | 22.560 | 55,728 | CU | | 393,800 | 449,528 |
| JOHNSON, ELINOR M., TRUSTEE OF | U04-0080-0000 | 1.400 | 55,800 | | | 128,200 | 184,000 |
| JOHNSTON, DANIEL & JILL | R15-0012-0000 | 2.700 | 13,400 | | | 0 | 13,400 |
| JOHNSTON, DANIEL & JILL | R15-015A-0000 | 15.100 | 58,212 | CU | | 509,300 | 567,512 |
| JOHNSTON, DANIEL & JILL | U14-0005-0000 | 1.900 | 793,000 | | | 675,000 | 1,468,000 |

TOWN OF HANCOCK ANNUAL PROPERTY REPORT

| Property Owner | Map/Lot No | Acres | Land Value | CU=Current Use | | Property Value | Total Assessment |
|----------------------------------|---------------|---------|------------|----------------|-----------------|----------------|------------------|
| | | | | REC=Recreation | CE=Conservation | | |
| JONES, GREGORY S. & KRISTINA M. | R12-021A-0000 | 5.040 | 63,100 | | | 408,800 | 471,900 |
| JONES, PHILIP & JANE | U02-0031-0000 | 1.100 | 55,200 | | | 140,800 | 196,000 |
| JORDAN, JOHN | R07-0032-0000 | 10.730 | 71,400 | | | 188,900 | 260,300 |
| JORDAN, JOHN | U08-0009-0000 | 1.480 | 56,000 | | | 84,000 | 140,000 |
| JOSEPH, BROOKE P. | R03-0038-0000 | 3.000 | 59,000 | | | 90,600 | 149,600 |
| JOSEPH, LINDEN TRUSTEE | U16-0015-0000 | 0.800 | 741,700 | | | 259,800 | 1,001,500 |
| JOSEPH, TODD M. & JOAN C. | R10-0001-0000 | 2.000 | 57,000 | | | 391,600 | 448,600 |
| JOSEPH, TODD M. & JOAN C. | R10-0001-0001 | 1.000 | 12,500 | | | 200 | 12,700 |
| KANNER, WERNER & GERTRUDE | R01-0040-0000 | 2.100 | 57,200 | | | 197,800 | 255,000 |
| KARR-JR., HARLAN E. & DAVIS, D | R15-013A-0000 | 5.440 | 63,900 | | | 145,300 | 209,200 |
| KASSARJIAN-TRUSTEES, J.B. & M.C. | R10-0003-0000 | 43.000 | 51,512 | CU | | 0 | 51,512 |
| KASSARJIAN-TRUSTEES, J.B. & M.C. | R10-0009-0000 | 19.000 | 620 | CU, CE | | 0 | 620 |
| KASSARJIAN-TRUSTEES, J.B. & M.C. | U08-0012-0000 | 36.000 | 56,260 | CU, CE | | 318,800 | 375,060 |
| KASSARJIAN-TRUSTEES, J.B. & M.C. | U08-0013-0000 | 5.400 | 194 | CU | | 0 | 194 |
| KEENE STATE COLLEGE | R13-0001-0000 | 86.000 | 1,701,500 | | | 0 | 1,701,500 |
| KEIL, ROBERT F. & CYNTHIA | R06-0051-0000 | 1.900 | 56,800 | | | 168,400 | 225,200 |
| KELLEHER, REGINA M. | R08-0023-0000 | 6.163 | 99,601 | | | 195,100 | 294,701 |
| KENNEDY, ROBERT T. & MURIEL | R11-0006-0000 | 36.300 | 37,188 | CU, REC | | 0 | 37,188 |
| KENNEDY, ROBERT T. & MURIEL | R12-0021-0000 | 6.100 | 57,413 | CU | | 152,100 | 209,513 |
| KENNEDY, ROBERT T. & MURIEL | R12-020A-0000 | 10.000 | 360 | CU | | 0 | 360 |
| KENNEDY, ROBIN & BENET P. | R06-0052-0000 | 1.500 | 56,000 | | | 112,000 | 168,000 |
| KENNEY, ANNE TRUSTEE | R07-0041-0000 | 1.400 | 55,800 | | | 187,600 | 243,400 |
| KERWIN, ALLISON E. | R06-0062-0000 | 47.165 | 56,167 | CU | | 179,200 | 235,367 |
| KERWIN, CHARLES M. | R06-0055-0000 | 36.510 | 54,573 | CU | | 144,000 | 198,573 |
| KERWIN, CHARLES M. | R06-0064-0000 | 24.457 | 1,565 | CU | | 0 | 1,565 |
| KERWIN, ELIZABETH | U04-0010-0000 | 0.400 | 95,000 | | | 205,400 | 300,400 |
| KERWIN, SEAN & KIMBERLY | R06-0058-0000 | 41.917 | 124,688 | CU | | 173,000 | 297,688 |
| KERWIN, SEAN & KIMBERLY | R06-0061-0000 | 15.096 | 840 | CU | | 0 | 840 |
| KETCHUM, PETER C. & SUZANNE P. | R11-0018-0000 | 5.200 | 63,400 | | | 162,400 | 225,800 |
| KEVAN, THOMAS D. | U01-0021-0000 | 2.250 | 57,500 | | | 161,000 | 218,500 |
| KIDD, GEORGE JR & DIANE M | U09-009A-0000 | 1.260 | 330,500 | | | 215,100 | 545,600 |
| KIERSTEAD, ROBERT W. & MARILYN | U04-0052-0000 | 0.700 | 53,800 | | | 209,600 | 263,400 |
| KILPATRICK, ROBERT B. | R11-0054-0000 | 12.200 | 57,518 | CU | | 123,100 | 180,618 |
| KLEIN, ELIZABETH B. | R02-0030-0000 | 7.850 | 68,700 | | | 196,400 | 265,100 |
| KLEIN, ELIZABETH B. | R02-018A-0000 | 1.620 | 26,200 | | | 0 | 26,200 |
| KLEIN, ELIZABETH B. | R08-0004-0000 | 217.000 | 12,977 | CU | | 0 | 12,977 |
| KLEIN, ELIZABETH B. | R08-0020-0000 | 3.100 | 453 | CU | | 0 | 453 |
| KLEIN, ELIZABETH B. | R08-0075-0000 | 39.000 | 2,578 | CU | | 0 | 2,578 |
| KLEIN, ELIZABETH B. | R08-0089-0000 | 1.000 | 41,300 | | | 47,600 | 88,900 |
| KLEIN, ELIZABETH B. | R08-0090-0000 | 11.300 | 1,650 | CU | | 0 | 1,650 |
| KLEIN, JOSHUA B. | R08-0003-0000 | 26.100 | 57,474 | CU | | 352,500 | 409,974 |
| KLEIN, JOSHUA B. | R08-0087-0000 | 10.700 | 385 | CU | | 0 | 385 |
| KLEIN, JOSHUA B. | R08-0088-0000 | 2.200 | 57,400 | | | 136,800 | 194,200 |
| KLEIN, ERNEST & THOMAS, ROGER | R07-0039-0000 | 17.000 | 946 | CU | | 0 | 946 |
| KLUG, DONALD & MARGARITA | U04-0065-0000 | 1.000 | 115,000 | | | 263,500 | 378,500 |

TOWN OF HANCOCK ANNUAL PROPERTY REPORT

| Property Owner | Map/Lot No | Acres | Land Value | CU=Current Use | | Building Value | Total Assessment |
|--------------------------------|---------------|--------|------------|----------------|-----------------|----------------|------------------|
| | | | | REC=Recreation | CE=Conservation | | |
| KOKOSKI, EDWARD M. & LYNNE M. | R02-0048-0000 | 3.000 | 53,500 | | | 201,200 | 254,700 |
| KOKOSKI, MICHAEL & HANNAH | R11-0047-0000 | 4.400 | 61,800 | | | 166,500 | 228,300 |
| KOSLOW, JOSEPH G. & BETTY J. | R11-0017-0000 | 8.600 | 111,300 | | | 290,700 | 402,000 |
| KOZAK, PAULA | R07-055C-0000 | 65.560 | 53,288 | CU,REC | | 167,000 | 220,288 |
| KOZIELL, SUZANNE S. | U03-0015-0000 | 3.000 | 59,000 | | | 295,000 | 354,000 |
| KUCHINOS, JILL E. | U13-001A-0000 | 2.300 | 682,200 | | | 197,600 | 879,800 |
| KUCHINOS, MICHAEL D. | R12-0020-0000 | 67.900 | 52,761 | CU,REC | | 0 | 52,761 |
| LACHANCE, CHRISTOPHER & ASHLEY | R09-0071-0000 | 0.250 | 500 | | | 0 | 500 |
| LACHANCE, CHRISTOPHER & ASHLEY | R09-0072-0000 | 9.000 | 70,800 | | | 105,700 | 176,500 |
| LACHANCE, RAYMOND H. & MABEL F | U08-0002-0000 | 0.400 | 51,800 | | | 130,400 | 182,200 |
| LAENG-GILLIATT, STEFAN & SARAH | U09-0016-0000 | 1.239 | 115,600 | | | 343,800 | 459,400 |
| LAMB, LACEY A. | R09-0045-0000 | 3.693 | 60,400 | | | 141,000 | 201,400 |
| LANDRIANI, CHERYL A. & ROBERT | U10-0018-0001 | 1.330 | 50,700 | | | 0 | 50,700 |
| LANGEVIN, ERIC & MARGERY | R07-0003-0000 | 17.500 | 58,031 | CU,REC | | 190,400 | 248,431 |
| LAPLANTE, ROBERTA & DANIEL J. | U09-0001-0000 | 34.293 | 68,191 | CU,CE | | 434,200 | 502,391 |
| LARRABEE III, ROCKWELL & JANET | R11-0016-0000 | 20.586 | 57,569 | CU | | 494,800 | 552,369 |
| LASKEY-RIGROD, PIERCE | U01-0006-0000 | 1.050 | 12,600 | | | 0 | 12,600 |
| LASKEY-RIGROD, PIERCE | U01-0019-0000 | 1.070 | 55,100 | | | 222,600 | 277,700 |
| LATTI, MURRAY & BARBARA | R10-0014-0000 | 3.200 | 59,400 | | | 215,100 | 274,500 |
| LAWLER, DANIEL & SHERRY | U02-027B-0000 | 11.280 | 925 | CU | | 0 | 925 |
| LAWRENCE, MARTHA J. | U02-009A-0000 | 1.600 | 56,200 | | | 91,900 | 148,100 |
| LEACH, EDWARD R. | R08-027B-0000 | 5.300 | 82,900 | | | 268,600 | 351,500 |
| LEARY, PATRICK J. & JAN V. | R14-0009-0000 | 23.200 | 56,456 | CU,REC | | 280,400 | 336,856 |
| LEBLANC, SCOTT E. & LAJLA J. | R08-068A-0000 | 4.400 | 61,800 | | | 199,000 | 260,800 |
| LEFEBVRE, DAVID N. & ANGELA M. | U07-0002-0000 | 3.650 | 60,300 | | | 91,500 | 151,800 |
| LEFEBVRE, SARA | R01-002A-0000 | 41.860 | 69,990 | CU | | 372,000 | 441,990 |
| LEITH, ALBERT G. & DEBORAH A. | R09-0089-0000 | 4.200 | 61,400 | | | 124,700 | 186,100 |
| LESSEY-JR., S. KENRIC | R10-0026-0000 | 83.000 | 72,721 | CU | | 470,200 | 542,921 |
| LESSEY-JR., S. KENRIC | R10-0027-0000 | 8.000 | 90,953 | CU | | 20,300 | 111,253 |
| LESSEY-JR., S. KENRIC | R10-026A-0000 | 4.960 | 676 | CU | | 0 | 676 |
| LESSEY-JR., S. KENRIC | R15-0003-0000 | 13.000 | 1,712 | CU | | 0 | 1,712 |
| LEVESQUE, JEAN A. & SANDRA L. | R09-0027-0000 | 4.000 | 61,000 | | | 181,900 | 242,900 |
| LEVESQUE, PAUL R. & CLAUDETTE | R08-0030-0000 | 0.530 | 92,100 | | | 122,200 | 214,300 |
| LEWANDOWSKA, GRAZYNA & RACZEK, | R08-018A-0000 | 8.360 | 69,600 | | | 218,800 | 288,400 |
| LEWIS, GLENDA E. | R15-0022-0000 | 17.800 | 62,360 | CU | | 210,000 | 272,360 |
| LEWIS, GLENDA E. | R15-0022-0000 | 24.300 | 2,105 | CU | | 0 | 2,105 |
| LOBACKI, JAMES E. & NANCY H. | R03-0036-0000 | 4.100 | 61,200 | | | 169,400 | 230,600 |
| LOHMILLER, GEORGE R. | R08-0005-0000 | 14.000 | 1,288 | CU | | 0 | 1,288 |
| LOHMILLER, GEORGE R. | R08-0006-0000 | 11.000 | 51,460 | CU | | 43,800 | 95,260 |
| LOHMILLER, GEORGE R. | R08-0007-0000 | 25.000 | 57,877 | CU | | 189,300 | 247,177 |
| LOHMILLER, GEORGE R. | R08-0008-0000 | 0.430 | 9 | CU | | 0 | 9 |
| LOHMILLER, GEORGE R. | R08-0009-0000 | 8.000 | 476 | CU | | 0 | 476 |
| LOMBARDI, MARK A. & TERRI A. | R08-0056-0000 | 4.400 | 61,800 | | | 262,500 | 324,300 |
| LORD, TIMOTHY J. & LIJUAN | U04-0009-0000 | 1.300 | 115,800 | | | 540,700 | 656,500 |
| LUBY, ROGER K. | R02-0008-0000 | 6.000 | 12,000 | | | 0 | 12,000 |

TOWN OF HANCOCK ANNUAL PROPERTY REPORT

| Property Owner | Map/Lot No | Acres | Land Value | CU=Current Use | Building Value | Total Assessment |
|----------------------------------|---------------|---------|------------|-----------------------------------|----------------|------------------|
| | | | | REC=Recreation CE=Conservation | | |
| LUBY-TRUSTEE, NANCY J. | R02-0015-0000 | 11.000 | 56,140 | CU | 267,300 | 323,440 |
| LUSTED, GREGORY D. & MARCIA | R10-032A-0000 | 6.300 | 65,600 | | 194,900 | 260,500 |
| LYON, LILLA | R06-0042-0000 | 1.400 | 55,800 | | 107,800 | 163,600 |
| LYON, LILLA | R06-0043-0000 | 1.000 | 55,000 | | 296,000 | 351,000 |
| LYON, LILLA | R06-0044-0000 | 17.300 | 769 | CU,REC | 0 | 769 |
| MACADAM, MAUREEN | R11-067A-0000 | 4.344 | 61,700 | | 170,100 | 231,800 |
| MACALASTER, NANCY E. | U09-0015-0000 | 1.063 | 115,200 | | 307,800 | 423,000 |
| MACCARONE, ALFRED C. & COLEEN | R13-0018-0000 | 2.000 | 54,300 | | 99,500 | 153,800 |
| MACFARLANE, ALEXANDER M. & JEAN | U03-0002-0000 | 9.500 | 70,100 | | 152,400 | 222,500 |
| MACFARLANE, TRUSTEE, PATRICIA N | R12-019A-0000 | 4.000 | 61,000 | | 251,600 | 312,600 |
| MACINTYRE, KAREN A. | R09-077A-0000 | 6.600 | 66,200 | | 204,700 | 270,900 |
| MACK, RONALD & GOODMAN, DIANE | R09-0058-0000 | 4.120 | 58,500 | | 116,700 | 175,200 |
| MACKAY, SCOTT | U02-0006-0000 | 5.012 | 63,000 | | 161,200 | 224,200 |
| MACQUEEN, JAMES P. & KAREN J. | U08-0005-0000 | 0.800 | 54,200 | | 214,800 | 269,000 |
| MALNATI, GILBERT F. & MICHELLE | R15-0028-0000 | 9.340 | 112,800 | | 349,400 | 462,200 |
| MANNING, SCOTT T. | U04-0068-0000 | 0.753 | 107,600 | | 128,000 | 235,600 |
| MANSFIELD/S.MONTGOMERY, HOWARD | R09-0007-0000 | 8.000 | 69,000 | | 182,900 | 251,900 |
| MARCHAND, KATHLEEN M. | R11-0039-0000 | 4.000 | 56,000 | | 0 | 56,000 |
| MARCHUK, STEPHEN | R07-0016-0000 | 3.700 | 60,400 | | 150,900 | 211,300 |
| MARKUS, AMY S. | R06-0056-0000 | 0.880 | 54,400 | | 119,400 | 173,800 |
| MARQUIS, BRIAN J. & ANNE M. | R09-019A-0014 | 3.320 | 79,600 | | 0 | 79,600 |
| MARSHALL, CHARLES & MICHELLE | R09-0090-0000 | 1.900 | 56,800 | | 202,400 | 259,200 |
| MARSHALL, LOUIS J. & NANCY D | U03-0009-0000 | 15.000 | 1,987 | CU,REC | 0 | 1,987 |
| MARSHALL, RAISA L. | U04-0075-0000 | 0.300 | 90,000 | | 183,800 | 273,800 |
| MARTIN, ROBERT W. & SIOBHAN | R09-020C-0000 | 6.820 | 66,600 | | 183,000 | 249,600 |
| MARTIN, RODGER C. | R09-020D-0000 | 7.750 | 68,500 | | 132,700 | 201,200 |
| MASON, JAMES S. & KARIE A. | U02-0014-0000 | 1.000 | 55,000 | | 207,100 | 262,100 |
| MASTERS, SUSAN | R08-023A-0000 | 0.020 | 1 | CU | 0 | 1 |
| MASTERS, SUSAN | R08-085A-0000 | 12.030 | 55,291 | CU | 205,400 | 260,691 |
| MASTERSON, ERIC & TRICIA BURT | R16-0021-0000 | 2.700 | 58,400 | | 124,300 | 182,700 |
| MATHEWSON PROPERTIES, LLC | R08-076A-0000 | 21.504 | 59,685 | CU,REC | 210,300 | 269,985 |
| MATHEWSON PROPERTIES, LLC | U04-0059-0000 | 0.800 | 109,000 | | 102,800 | 211,800 |
| MATHEWSON, LINDA REV TRUST | R08-0002-0000 | 5.023 | 54,423 | CU | 157,900 | 212,323 |
| MATHEWSON, LINDA REV TRUST | R08-0091-0000 | 19.000 | 62,561 | CU | 282,200 | 344,761 |
| MATHEWSON, OZIAS & TIFFANY | R08-0002-0001 | 23.827 | 47,482 | CU | 250,200 | 297,682 |
| MATHEWSON, PHILIP H. | R14-0003-0000 | 109.000 | 131,675 | CU,REC | 447,000 | 578,675 |
| MATTESON, MICHAEL | R08-0072-0000 | 7.080 | 67,200 | | 90,400 | 157,600 |
| MAUER, PETER D. | R08-042B-0000 | 5.000 | 57,500 | | 96,800 | 154,300 |
| MCCABE IRREV. TRUST, DONNA LEE | R07-0010-0000 | 66.370 | 57,260 | CU | 294,100 | 351,360 |
| MCCORMICK-TRSTS, W.F.JR. & M.R. | R07-027A-0000 | 4.170 | 58,600 | | 95,700 | 154,300 |
| MCDOWELL/K. & P. BONGIOVANNI, D. | R03-038B-0000 | 6.400 | 65,800 | | 101,100 | 166,900 |
| MCEWAN, LYNNE A. | R04-011A-0000 | 20.300 | 99,907 | CU,REC | 200,500 | 300,407 |
| MCFADDEN, DAVID & DENA | U04-0033-0000 | 0.400 | 95,000 | | 179,000 | 274,000 |
| MCGLINCHEY, WILLIAM | R09-0053-0000 | 3.580 | 60,200 | | 148,600 | 208,800 |
| MCGUINESS, MATTHEW & EMILY | U10-0019-0000 | 1.500 | 50,500 | | 227,200 | 277,700 |

TOWN OF HANCOCK ANNUAL PROPERTY REPORT

| Property Owner | Map/Lot No | Acres | Land Value | CU=Current Use | | Building Value | Total Assessment |
|---------------------------------|---------------|--------|------------|----------------|-----------------|----------------|------------------|
| | | | | REC=Recreation | CE=Conservation | | |
| MCKENNA, FRANCIS & MARCIA TRUST | U16-0011-0000 | 1.000 | 775,000 | | | 107,800 | 882,800 |
| MCKIM-JR, WILLIAM J. | R11-0056-0000 | 4.000 | 61,000 | | | 116,300 | 177,300 |
| MCLEOD, MARGUERITE R. TRUSTEE | U03-0011-0000 | 0.890 | 118 | CU,REC | | 0 | 118 |
| MCLEOD, MARGUERITE R. TRUSTEE | U03-0016-0000 | 19.000 | 100,116 | CU,REC | | 176,000 | 276,116 |
| McMANUS, RUSSELL & ANN | R11-0033-0000 | 4.600 | 62,200 | | | 280,600 | 342,800 |
| MEHLENBACHER, HOLLY & JOEL | U01-0018-0000 | 0.900 | 54,500 | | | 152,400 | 206,900 |
| MELLION, BRUCE | R10-013D-0001 | 8.900 | 98,100 | | | 0 | 98,100 |
| MELLION, PAUL LEVINE | R10-0005-0000 | 61.000 | 62,568 | CU,REC | | 128,000 | 190,568 |
| MELLION, PAUL LEVINE | R10-0006-0000 | 3.500 | 87,500 | | | 0 | 87,500 |
| MELTZER, JAMES | R15-0001-0000 | 25.600 | 57,650 | CU | | 385,100 | 442,750 |
| MELTZER, JAMES | R15-0034-0000 | 80.000 | 5,481 | CU,REC | | 0 | 5,481 |
| MELTZER, JAMES | R15-034A-0000 | 7.000 | 448 | CU | | 0 | 448 |
| MENDES, ANITA MAE | R01-0004-0000 | 1.000 | 55,000 | | | 85,100 | 140,100 |
| MERCER,FLORENCE & NIGH, KAREN | U02-0033-0000 | 1.500 | 53,300 | | | 201,600 | 254,900 |
| MERRIFIELD, GARY & SHELLY | U04-0062-0000 | 0.340 | 92,000 | | | 172,800 | 264,800 |
| MERRILL, AMY, BRUCE, CATHERINE | R03-0006-0000 | 1.700 | 112 | CU,CE | | 0 | 112 |
| MERRILL, AMY, BRUCE, CATHERINE | R03-0041-0000 | 1.000 | 99 | CU,CE | | 0 | 99 |
| MERRILL, AMY, BRUCE, CATHERINE | R03-0042-0000 | 1.500 | 137 | CU,CE | | 0 | 137 |
| MERRILL, AMY, BRUCE, CATHERINE | R03-0043-0000 | 22.000 | 1,274 | CU,CE | | 0 | 1,274 |
| MERRILL, AMY, BRUCE, CATHERINE | R03-0044-0000 | 28.000 | 2,235 | CU,CE | | 0 | 2,235 |
| MERRILL, AMY, BRUCE, CATHERINE | R03-004A-0000 | 59.000 | 70,493 | CU,CE | | 0 | 70,493 |
| MERRILL, AMY, BRUCE, CATHERINE | R03-004B-0000 | 85.000 | 6,970 | CU,CE | | 0 | 6,970 |
| MERRILL, AMY, BRUCE, CATHERINE | R04-0006-0000 | 13.000 | 1,482 | CU,CE | | 45,200 | 46,682 |
| MERRILL, AMY, BRUCE, CATHERINE | R04-0014-0000 | 20.000 | 100,441 | CU,CE | | 348,100 | 448,541 |
| MERRILL, AMY, BRUCE, CATHERINE | R04-001A-0000 | 49.000 | 56,844 | CU,CE | | 56,400 | 113,244 |
| MESROBIAN-TRSTS,ROBERT &JANICE | U04-0014-0000 | 0.700 | 53,800 | | | 271,900 | 325,700 |
| MESSINA, KEN & SUSAN | R08-0026-0000 | 0.699 | 0 | | | 0 | 0 |
| MESSINA, KEN & SUSAN | R08-084A-0000 | 12.237 | 96,170 | CU | | 332,500 | 428,670 |
| MEYERS, MARY G. | R07-027B-0004 | 11.790 | 860 | CU,REC | | 0 | 860 |
| MEYERS, THOMAS H. | R07-0027-0000 | 13.890 | 130,753 | CU | | 256,900 | 387,653 |
| MEYERS, THOMAS H. | R07-027B-0002 | 4.070 | 402 | CU | | 0 | 402 |
| MILLER, KIRK J. & RENEE A. | U04-0029-0000 | 0.600 | 103,000 | | | 304,700 | 407,700 |
| MILLER, R. KIPP | R12-0002-0000 | 3.500 | 60,000 | | | 130,100 | 190,100 |
| MILLS, ROY A. & JUDITH I. | R09-0062-0000 | 13.720 | 56,269 | CU,REC | | 369,500 | 425,769 |
| MINER. R, BOWER H., & MULLEN C | U12-0001-0000 | 6.040 | 806,900 | | | 34,700 | 841,600 |
| MITCHELL, JAMES & JACQUELINE | R09-0031-0000 | 4.300 | 61,600 | | | 170,200 | 231,800 |
| MOFFAT, JAY P. & PAMELA D. | R06-0026-0000 | 20.000 | 59,477 | CU,REC | | 349,800 | 409,277 |
| MOFFAT, JAY P. & PAMELA D. | R06-0031-0000 | 5.100 | 50,097 | CU,REC | | 62,300 | 112,397 |
| MOLIN/D. HATFIELD, EDWARD G. | R09-0010-0000 | 3.030 | 48,800 | | | 147,200 | 196,000 |
| MOLLER, KENNETH L. & ANN E. | R01-0010-0000 | 28.000 | 59,506 | CU | | 259,600 | 319,106 |
| MOLLER, KENNETH L. & ANN E. | R01-0035-0000 | 0.700 | 88 | CU | | 0 | 88 |
| MOLLER, REVOCABLE TRUST | R01-0005-0000 | 18.000 | 1,077 | CU | | 0 | 1,077 |
| MOLLERS INC. | U04-0007-0000 | 0.050 | 41,300 | | | 144,800 | 186,100 |
| MOLNAR, KENNETH E. | R08-0018-0000 | 5.360 | 59,400 | | | 171,100 | 230,500 |
| MONADNOCK DEVELOPMENTAL SERV. | R09-0094-0000 | 4.100 | 58,500 | | | 188,100 | 246,600 |

TOWN OF HANCOCK ANNUAL PROPERTY REPORT

| Property Owner | Map/Lot No | Acres | Land Value | CU=Current Use | | Building Value | Total Assessment |
|--------------------------------|---------------|---------|------------|----------------|-----------------|----------------|------------------|
| | | | | REC=Recreation | CE=Conservation | | |
| MONADNOCK MANAGEMENT, INC. | U03-0008-0000 | 0.230 | 42,600 | | | 144,300 | 186,900 |
| MONADNOCK MANAGEMENT, INC. | U03-008A-0000 | 0.750 | 1,500 | | | 0 | 1,500 |
| MONADNOCK PAPER MILLS | R09-0057-0000 | 52.000 | 2,892 | CU | | 0 | 2,892 |
| MONADNOCK PAPER MILLS | R09-057A-0000 | 1.000 | 200,000 | CU | | 0 | 200,000 |
| MONADNOCK PAPER MILLS | R16-0009-0000 | 34.000 | 108,700 | | | 0 | 108,700 |
| MONADNOCK PAPER MILLS | R16-0012-0000 | 30.000 | 148,500 | | | 515,100 | 663,600 |
| MONADNOCK PAPER MILLS | R16-0013-0000 | 28.000 | 1,792 | CU | | 0 | 1,792 |
| MONADNOCK PAPER MILLS | R16-0014-0000 | 41.000 | 4,362 | CU | | 5,400 | 9,762 |
| MONADNOCK PAPER MILLS RE TRUST | R09-0066-0000 | 0.900 | 105 | CU | | 0 | 105 |
| MONADNOCK PAPER MILLS RE TRUST | R09-0067-0000 | 55.800 | 5,959 | CU | | 0 | 5,959 |
| MONADNOCK PAPER MILLS RE TRUST | R15-0023-0000 | 101.000 | 11,777 | CU | | 0 | 11,777 |
| MONADNOCK PAPER MILLS RE TRUST | R15-0026-0000 | 14.000 | 1,769 | CU | | 0 | 1,769 |
| MONADNOCK PAPER MILLS RE TRUST | R16-0002-0000 | 64.000 | 8,717 | CU | | 0 | 8,717 |
| MONADNOCK PAPER MILLS RE TRUST | R16-0003-0000 | 30.000 | 4,086 | CU | | 0 | 4,086 |
| MONADNOCK PAPER MILLS RE TRUST | R16-0004-0000 | 27.000 | 3,677 | CU | | 0 | 3,677 |
| MONADNOCK PAPER MILLS RE TRUST | R16-0005-0000 | 150.300 | 9,619 | CU | | 0 | 9,619 |
| MONADNOCK PAPER MILLS RE TRUST | R16-0006-0000 | 9.000 | 1,863 | CU | | 0 | 1,863 |
| MONADNOCK PAPER MILLS RE TRUST | R16-0016-0000 | 18.000 | 2,451 | CU | | 0 | 2,451 |
| MONADNOCK PAPER MILLS RE TRUST | R16-0017-0000 | 14.500 | 2,117 | CU | | 0 | 2,117 |
| MONADNOCK PAPER MILLS RE TRUST | R16-008A-0000 | 69.500 | 3,558 | CU,REC | | 0 | 3,558 |
| MONADNOCK PAPER MILLS RE TRUST | R16-008B-0000 | 41.000 | 5,584 | CU | | 0 | 5,584 |
| MONADNOCK PAPER MILLS RE TRUST | R16-009A-0000 | 27.800 | 4,059 | CU | | 2,300 | 6,359 |
| MONADNOCK PAPER MILLS RE TRUST | R16-011A-0000 | 10.600 | 1,444 | CU | | 0 | 1,444 |
| MONKTON, MARK W. & BEVERLY A | U05-0008-0000 | 2.070 | 57,100 | | | 123,600 | 180,700 |
| MOORE-III., H. CLYDE & KERRY | U04-0036-0000 | 0.200 | 43,300 | | | 143,400 | 186,700 |
| MORAN, ELLEN K | R10-013C-0000 | 14.300 | 58,519 | CU | | 149,100 | 207,619 |
| MORGENIER, ROBERT J. & ANNA M. | R07-009A-0000 | 5.500 | 71,500 | | | 0 | 71,500 |
| MORRILL, RICHARD & SANDRA | R09-020F-0000 | 7.230 | 67,500 | | | 166,900 | 234,400 |
| MORSE, KATHERINE S. | U04-0079-0000 | 0.200 | 85,000 | | | 148,300 | 233,300 |
| MOSE, JAMES & ROBIN | R09-062A-0000 | 5.210 | 60,700 | | | 321,000 | 381,700 |
| MOSER-TRUSTEE, VICTORIA | R03-0008-0000 | 5.000 | 55,328 | CU | | 234,100 | 289,428 |
| MOSER-TRUSTEE, VICTORIA | R03-0037-0000 | 10.000 | 656 | CU,REC | | 0 | 656 |
| MOSER-TRUSTEE, VICTORIA | R03-037A-0000 | 4.000 | 50,342 | CU | | 25,800 | 76,142 |
| MUCHA, SONJA S. | R08-0061-0000 | 4.240 | 61,500 | | | 354,300 | 415,800 |
| MULLIN, KATHLEEN | U04-0069-0000 | 0.330 | 91,500 | | | 157,800 | 249,300 |
| MURPHY, THOMAS C. & WILLIAM J. | U04-0031-0000 | 8.000 | 54,000 | | | 0 | 54,000 |
| MURPHY, WILLIAM & THOMAS | U04-0032-0000 | 0.900 | 112,000 | | | 151,100 | 263,100 |
| MURRAY, WILLIAM M. & LAURA L. | R11-0044-0000 | 4.000 | 53,500 | | | 0 | 53,500 |
| MUSARRA, JAMES & NANCY | R11-0036-0000 | 4.600 | 62,200 | | | 200,300 | 262,500 |
| NASH, ROBERT & BRENDA | R09-0081-0000 | 13.000 | 50,114 | CU,REC | | 173,200 | 223,314 |
| NEVELL, RICHARD W. | R11-0040-0000 | 4.200 | 61,400 | | | 112,800 | 174,200 |
| NEW ENGLAND FORESTRY | R06-0018-0000 | 65.000 | 147,300 | | | 0 | 147,300 |
| NEW ENGLAND FORESTRY | R06-0019-0000 | 4.800 | 9,600 | | | 0 | 9,600 |
| NEWBURY, THOMAS H. & DIANE L. | U08-0004-0000 | 1.200 | 55,400 | | | 85,600 | 141,000 |
| NEWCOMB, PATRICIA E. REV TRUST | U06-0008-0000 | 2.400 | 2,600 | | | 0 | 2,600 |

TOWN OF HANCOCK ANNUAL PROPERTY REPORT

| Property Owner | Map/Lot No | Acres | Land Value | CU=Current Use | | Building Value | Total Assessment |
|---------------------------------|---------------|---------|------------|----------------|-----------------|----------------|------------------|
| | | | | REC=Recreation | CE=Conservation | | |
| NEWCOMB, PATRICIA E. REV TRUST | U06-0011-0000 | 7.000 | 67,000 | | | 107,900 | 174,900 |
| NICHOLS-TRUSTEE, KATHLEEN P. | R03-0012-0000 | 193.000 | 10,731 | CU | | 0 | 10,731 |
| NICHOLS-TRUSTEE, KATHLEEN P. | R03-0013-0000 | 5.200 | 188 | CU,REC | | 0 | 188 |
| NIEDERHELMAN, BYRON & CYNTHIA | R02-051B-0000 | 5.160 | 63,300 | | | 218,800 | 282,100 |
| NIERATKO, DONALD P. | R11-0051-0000 | 4.000 | 55,500 | | | 118,900 | 174,400 |
| NORTHERN N.E. TELEPHONE OPER. | U04-0012-0000 | 0.300 | 90,000 | | | 77,400 | 167,400 |
| NORTON, JOHN & SUSAN | R01-015B-0000 | 6.320 | 106,900 | | | 258,900 | 365,800 |
| NOTT, PETER C. TRUSTEE | U08-0001-0000 | 0.120 | 32,700 | | | 98,100 | 130,800 |
| NYE, MICHELLE | R10-022A-0000 | 4.010 | 115 | CU,REC | | 0 | 115 |
| NYE, MICHELLE | U07-0003-0000 | 9.330 | 269 | CU,REC | | 0 | 269 |
| NYLANDER & P. DALY-TRSTS, R. | R07-0011-0000 | 5.898 | 1,058 | CU | | 0 | 1,058 |
| NYLANDER & P. DALY-TRSTS, R. | U10-012A-0000 | 56.400 | 8,234 | CU | | 0 | 8,234 |
| NYLANDER, ROBERTA D. & RUSSELL | R09-0087-0000 | 20.030 | 577 | CU,REC | | 0 | 577 |
| NYLANDER, ROBERTA D. & RUSSELL | U10-0012-0000 | 4.140 | 57,312 | CU | | 267,700 | 325,012 |
| NYLANDER, ROBERTA D. & RUSSELL | U10-011A-0000 | 4.380 | 56,800 | | | 0 | 56,800 |
| NYLANDER, RUSSELL & ROBERTA | U10-0013-0000 | 0.640 | 53,200 | | | 0 | 53,200 |
| O'DELL, VIRGINIA CAROLYN | R11-0011-0001 | 7.210 | 46,800 | | | 0 | 46,800 |
| OKSNER, ROBERT M. & JUDITH D. | R02-0045-0000 | 10.000 | 72,800 | | | 192,500 | 265,300 |
| OLDER, JULIA & SHERMAN, STEVE | U04-0081-0000 | 0.100 | 30,000 | | | 83,100 | 113,100 |
| OLDREAD, JEFFREY A. & BARBARA | R11-0057-0000 | 4.000 | 96,800 | | | 120,200 | 217,000 |
| O'NEIL, MARY LOU | R09-020A-0000 | 7.140 | 67,300 | | | 129,400 | 196,700 |
| OPEN VIEW INVESTMENTS LLC. | R09-019A-0000 | 5.180 | 265 | CU,REC | | 0 | 265 |
| OPEN VIEW INVESTMENTS LLC. | R09-019A-0001 | 10.660 | 546 | CU,REC | | 0 | 546 |
| OPEN VIEW INVESTMENTS LLC. | R09-019A-0002 | 3.390 | 173 | CU,REC | | 0 | 173 |
| OPEN VIEW INVESTMENTS LLC. | R09-019A-0003 | 5.710 | 292 | CU,REC | | 0 | 292 |
| OPEN VIEW INVESTMENTS LLC. | R09-019A-0005 | 3.120 | 160 | CU,REC | | 0 | 160 |
| OPEN VIEW INVESTMENTS LLC. | R09-019A-0006 | 2.320 | 119 | CU,REC | | 0 | 119 |
| OPEN VIEW INVESTMENTS LLC. | R09-019A-0007 | 5.790 | 296 | CU,REC | | 0 | 296 |
| OPEN VIEW INVESTMENTS LLC. | R09-019A-0009 | 12.400 | 494 | CU,REC | | 0 | 494 |
| OPEN VIEW INVESTMENTS LLC. | R09-019A-0011 | 2.980 | 152 | CU,REC | | 0 | 152 |
| OPEN VIEW INVESTMENTS LLC. | R09-019A-0012 | 3.030 | 155 | CU,REC | | 0 | 155 |
| OPEN VIEW INVESTMENTS LLC. | R09-019A-0015 | 4.440 | 227 | CU,REC | | 0 | 227 |
| ORTEGA, LAURIE J. | U03-008B-0000 | 0.240 | 46,200 | | | 202,900 | 249,100 |
| OWEN, CAROL ANN & WILLIAM C. | U04-0050-0000 | 1.000 | 55,000 | | | 199,800 | 254,800 |
| PANISH, MICHAEL & SHARON | R01-0012-0000 | 54.200 | 56,869 | CU,CE | | 230,900 | 287,769 |
| PANISH, MICHAEL & SHARON | R01-0033-000A | 35.000 | 6,871 | CU | | 0 | 6,871 |
| PAQUETTE, RONALD E. & ELAINE M | U07-0007-0000 | 2.840 | 57,900 | | | 151,800 | 209,700 |
| PAQUETTE, SHERI L. & FRANCIS J | R09-0095-0000 | 14.410 | 56,856 | CU,REC | | 177,300 | 234,156 |
| PAQUETTE, THOMAS | R09-0013-0000 | 2.100 | 40,700 | | | 167,700 | 208,400 |
| PAQUETTE-JR., RONALD E & LINDA | R09-0014-0000 | 0.290 | 35,300 | | | 84,000 | 119,300 |
| PARENT, JEFFREY & JENNIFER | R09-0086-0000 | 5.760 | 64,500 | | | 149,000 | 213,500 |
| PARKER, PAMELA | R11-0028-0000 | 4.000 | 96,800 | | | 135,000 | 231,800 |
| PARKER/D.L. BOUDREAU-PARKER, M. | R11-0025-0000 | 3.700 | 99,000 | | | 299,700 | 398,700 |
| PARO, BARBARA & FREDERICK | U10-0017-0000 | 8.300 | 63,900 | | | 153,500 | 217,400 |
| PARSONS, JEFFREY C. | R13-0013-0000 | 12.170 | 51,929 | CU | | 170,700 | 222,629 |

TOWN OF HANCOCK ANNUAL PROPERTY REPORT

| Property Owner | Map/Lot No | Acres | Land Value | CU=Current Use | Building Value | Total Assessment |
|---------------------------------|---------------|--------|------------|-----------------------------------|----------------|------------------|
| | | | | REC=Recreation CE=Conservation | | |
| PARSONS, JEFFREY C. & JUDITH | R13-013A-0000 | 4.000 | 53,500 | | 0 | 53,500 |
| PATTAVINA & M. ANTONUCCI, J. | R10-0030-0000 | 13.040 | 59,893 | CU,REC | 358,600 | 418,493 |
| PATTEN, LANCE & BEVERLY | U06-0007-0000 | 1.400 | 50,300 | | 172,000 | 222,300 |
| PATTON, EVELYN/RICHARD/LINDA | U09-0019-0000 | 0.800 | 54,200 | | 138,900 | 193,100 |
| PAYNE, DOUGLAS G. & PATRICIA | R11-0010-0000 | 0.570 | 11,500 | | 0 | 11,500 |
| PAYNE, DOUGLAS G. & PATRICIA | R11-0011-0000 | 5.430 | 63,900 | | 120,200 | 184,100 |
| PDM FAMILY, LLC | R08-0054-0000 | 10.230 | 114,600 | | 297,200 | 411,800 |
| PEABODY, ELIZ. & HERBERT, JOHN | R01-002B-0000 | 12.010 | 57,749 | CU | 198,100 | 255,849 |
| PEIRCE, NATHANIEL W. & ANNE G. | U04-0064-0000 | 0.410 | 95,500 | | 216,300 | 311,800 |
| PELS, JAMES D. | R10-022D-0000 | 15.840 | 1,850 | CU,REC | 0 | 1,850 |
| PELS-III., ALBERT E. | R10-022E-0000 | 14.800 | 1,729 | CU,REC | 0 | 1,729 |
| PELS-JR., ALBERT E. & ELIZABETH | R10-022B-0000 | 12.270 | 56,107 | CU,REC | 216,100 | 272,207 |
| PELS-JR., ALBERT E. & ELIZABETH | R10-022C-0000 | 7.980 | 932 | CU,REC | 0 | 932 |
| PENDLETON, ARTHUR L. | R07-0051-0000 | 4.500 | 62,000 | | 88,700 | 150,700 |
| PEOS, CHARLES D. & EVELYN L. | R08-0001-0000 | 24.780 | 96,132 | CU | 240,300 | 336,432 |
| PERKINS, KATHRYN A. & WHITNEY | R12-0011-0000 | 0.600 | 71,600 | | 59,400 | 131,000 |
| PERNER, GUENTHER H. | R10-0016-0000 | 5.800 | 64,600 | | 134,000 | 198,600 |
| PERNER/CAROL DODGE, GUENTHER | U01-0032-0000 | 1.300 | 55,600 | | 115,600 | 171,200 |
| PERRY, RODNEY & JOYCE | R02-051A-0000 | 5.058 | 57,600 | | 391,900 | 449,500 |
| PETERS, WENDY | R08-084B-0000 | 18.000 | 124,412 | CU,CE | 308,100 | 432,512 |
| PETROV, PHILIPP & PETROVA, ANN | U01-0017-0000 | 3.280 | 59,600 | | 147,300 | 206,900 |
| PETROV, PHILIPP & PETROVA, ANN | U01-0023-0000 | 12.390 | 857 | CU,REC | 0 | 857 |
| PETTEGREW, HOPE H. TRUSTEE | R02-051C-0001 | 8.400 | 69,700 | | 324,200 | 393,900 |
| PHILLIPS, HAROLD | R08-0073-0000 | 5.480 | 64,000 | | 111,200 | 175,200 |
| PICKERING, DANIEL & SANDRA | R13-0023-00A1 | 11.850 | 56,267 | CU,REC | 240,100 | 296,367 |
| PIERCE-SETTLE, DEBORAH | U10-0018-0000 | 2.050 | 57,100 | | 108,800 | 165,900 |
| PIOTROWSKI, WAYNE & ETHEL | U09-0008-0000 | 0.300 | 101,200 | | 261,400 | 352,600 |
| PIOTROWSKI, WAYNE & ETHEL | U09-008A-0000 | 0.500 | 7,500 | | 0 | 7,500 |
| PIRKEY, JOHN J. & CYNTHIA L. | R15-0002-0000 | 12.240 | 57,294 | CU,REC | 139,400 | 196,694 |
| PLATT, CARRIE | U04-0054-0000 | 0.700 | 53,800 | | 104,200 | 158,000 |
| PLOURDE, SHAWN & JENNIFER | R03-0033-0000 | 5.000 | 59,000 | | 63,400 | 122,400 |
| PODGURSKI, SHARON L. | U05-0013-0000 | 2.000 | 57,000 | | 188,200 | 245,200 |
| POISSON, RANDY & AMY | R02-0033-0000 | 7.000 | 80,800 | | 218,400 | 299,200 |
| POLLARO, PAUL & LAURA | U02-0023-0000 | 1.000 | 96,300 | | 143,500 | 239,800 |
| POLOVCHIK, JEAN | R11-005C-0000 | 5.200 | 85,400 | | 89,200 | 174,600 |
| POMERANZ, DIAN & JAMES | U12-0002-0000 | 2.650 | 769,300 | | 97,100 | 866,400 |
| PORTER-HAYES, DEBORAH | R06-0011-0000 | 10.800 | 1,039 | CU,CE | 0 | 1,039 |
| PORTER-HAYES, DEBORAH | R06-0049-0000 | 18.420 | 60,906 | CU,REC,CE | 221,800 | 282,706 |
| PRIEST, DEBORAH B. | U03-0003-0000 | 1.900 | 56,800 | | 270,200 | 327,000 |
| PRIEST-TRSTS, IRVING & THELMA | U14-0001-0000 | 1.900 | 793,000 | | 129,600 | 922,600 |
| PRIMIANO, DANA & KAREN L. | R09-0085-0000 | 15.520 | 60,817 | CU | 301,700 | 362,517 |
| PROCTOR-JR., BARRETT H. & TAMMY | R08-0078-0000 | 1.600 | 56,200 | | 187,700 | 243,900 |
| PSNH INC. | R01-003A-0000 | 0.000 | 0 | | 5,708,600 | 5,708,600 |
| PSNH INC. | R08-0067-0000 | 0.000 | 0 | | 0 | 0 |
| PULIDO, NUMAEL | U04-0060-0000 | 0.500 | 53,000 | | 111,600 | 164,600 |

TOWN OF HANCOCK ANNUAL PROPERTY REPORT

| Property Owner | Map/Lot No. | Acres | Land Value | CU=Current Use | | Building Value | Total Assessment |
|----------------------------------|---------------|--------|------------|----------------|-----------------|----------------|------------------|
| | | | | REC=Recreation | CE=Conservation | | |
| QUAIL, JOHN M. | R03-0025-0000 | 41.600 | 57,445 | | CU | 344,900 | 402,345 |
| QUERY, KATHRYN | R15-0027-0000 | 0.630 | 53,200 | | | 89,300 | 142,500 |
| RAMSDEN, RUSSELL E. & ANGELA M. | R09-0097-0000 | 2.200 | 57,400 | | | 110,100 | 167,500 |
| RAMSDEN, RUSSELL E. & ANGELA M. | R09-0098-0000 | 3.500 | 7,000 | | | 0 | 7,000 |
| RANDOLPH, THOMAS F. & REBECCA | R01-0006-0000 | 5.500 | 55,800 | | | 104,600 | 160,400 |
| RANSON, JAMES & NANCY | R09-0084-0000 | 12.000 | 1,308 | CU,REC | | 0 | 1,308 |
| RANTA, JOHN | R03-0031-0000 | 10.530 | 50,215 | | CU | 112,300 | 162,515 |
| RAY, RICHARD A. & MARGARET A. | R09-0047-0000 | 3.630 | 60,300 | | | 214,000 | 274,300 |
| REDER, JEFFREY & CAROLYN | R13-0022-0000 | 7.900 | 68,800 | | | 294,200 | 363,000 |
| REED, JOSEPH W. & WIMPORY ROB | U03-0013-0000 | 0.300 | 50,600 | | | 133,500 | 184,100 |
| REGAN, JANE R & JOHN III | R01-040A-0000 | 2.200 | 54,700 | | | 157,400 | 212,100 |
| REGINE/ROGER LEWIN, BIRUTE | R08-0029-0000 | 4.020 | 102,300 | | | 137,600 | 239,900 |
| REITNAUER, JOHN & YOUNG, CAROL | R10-0019-0000 | 1.000 | 55,000 | | | 202,300 | 257,300 |
| RENNA, THEODORE & LINDA | U16-0007-0000 | 0.690 | 722,500 | | | 72,700 | 795,200 |
| RENNA, THEODORE & LINDA C. | U09-0005-0000 | 3.530 | 98,090 | | CU | 437,800 | 535,890 |
| RENNA, THEODORE & LINDA C. | U09-0010-0000 | 2.000 | 530 | | CU,CE | 0 | 530 |
| RENNA, THEODORE & LINDA C. | U09-005A-0000 | 1.320 | 53,312 | | CU | 143,600 | 196,912 |
| RENNA, THEODORE & LINDA C. | U09-005B-0000 | 7.400 | 527 | | CU | 0 | 527 |
| RICHARDSON, JOHN N. & LESLIE | R02-010A-0000 | 4.170 | 61,300 | | | 173,800 | 235,100 |
| RICHARDSON-TRUSTEE, PRISCILLA | R02-0010-0000 | 70.000 | 59,525 | | CU,REC | 306,700 | 366,225 |
| RIESELER, FREDERICK H. & NANCY | R15-015B-0000 | 13.800 | 57,675 | | CU | 283,300 | 340,975 |
| RITTER, NUR P. & MARTHA J. | R08-0059-0000 | 6.300 | 62,900 | | | 162,100 | 225,000 |
| ROBBINS, KENNETH & RINGLAND, KAT | R09-0033-0000 | 4.100 | 61,200 | | | 152,100 | 213,300 |
| ROBINSON, DAVID S. & NELLIE A | U13-0010-0000 | 5.400 | 797,900 | | | 110,100 | 908,000 |
| ROBITAILLE, PHILIP & VIRGINIA | U01-0011-0000 | 2.700 | 98,445 | | CU | 603,900 | 702,345 |
| ROBITAILLE, PHILIP & VIRGINIA | U01-0012-0000 | 2.200 | 455 | | CU | 0 | 455 |
| ROBITAILLE, PHILIP S. | U01-0001-0000 | 8.250 | 1,708 | | CU | 0 | 1,708 |
| ROCHFORD, GAYLE B. & DAVID P. | R04-0003-0000 | 1.700 | 51,400 | | | 0 | 51,400 |
| ROCHFORD, GAYLE B. & DAVID P. | R04-0004-0000 | 4.600 | 62,200 | | | 109,800 | 172,000 |
| ROCKWELL, KEVIN | R15-0025-0000 | 6.670 | 50,217 | | CU | 93,600 | 143,817 |
| ROCKWELL, KEVIN | R15-0025-0001 | 6.870 | 868 | | CU | 0 | 868 |
| RODAT, JOHN W. & CAROL A. | U04-0082-0000 | 0.700 | 53,800 | | | 105,000 | 158,800 |
| RODAT/& MARY MILLER, ROBERT K. | R06-0021-0000 | 69.500 | 60,958 | | CU,REC | 556,700 | 617,658 |
| RODAT/& MARY MILLER, ROBERT K. | R06-021A-0000 | 4.100 | 210 | | CU,REC | 0 | 210 |
| RODAT/& MARY MILLER, ROBERT K. | U04-0083-0000 | 0.300 | 50,600 | | | 150,400 | 201,000 |
| ROGOZINSKI, CRAIG L. | U02-0027-0000 | 5.949 | 133,700 | | | 287,300 | 421,000 |
| ROGOZINSKI, CRAIG L. | U02-0028-0000 | 0.830 | 29,000 | | | 0 | 29,000 |
| ROLAND, C. & LISTER J. | R14-0006-0000 | 19.500 | 72,053 | | CU | 173,800 | 245,853 |
| ROPER, JOHN K. | U04-0042-0000 | 1.300 | 50,600 | | | 0 | 50,600 |
| ROPER, JOHN K. & SUSAN | R07-0029-0000 | 4.800 | 62,600 | | | 131,200 | 193,800 |
| ROPER, JOHN K. & SUSAN | U04-0046-0000 | 0.700 | 51,100 | | | 147,400 | 198,500 |
| ROSENZWEIG, MICHAEL | R14-0008-0001 | 16.700 | 52,245 | | CU | 232,000 | 284,245 |
| ROSSITER TRUST, DENNIS & ALISON | R06-0035-0000 | 16.500 | 99,011 | | CU | 318,400 | 417,411 |
| ROSSITER TRUST, DENNIS & ALISON | U14-0007-0000 | 2.500 | 867,500 | | | 157,000 | 1,024,500 |
| ROUNDS, MARTIN P. & PAULA C. | U02-0019-0000 | 1.040 | 55,100 | | | 170,700 | 225,800 |

TOWN OF HANCOCK ANNUAL PROPERTY REPORT

| Property Owner | Map/Lot No. | Acres | Land Value | CU=Current Use | | Building Value | Total Assessment |
|---------------------------------|---------------|--------|------------|----------------|-----------------|----------------|------------------|
| | | | | REC=Recreation | CE=Conservation | | |
| RRL HOLDINGS, LLC | R08-0036-0000 | 2.720 | 47,400 | | | 2,000 | 49,400 |
| RRL HOLDINGS, LLC | R08-0040-0000 | 7.310 | 62,100 | | | 192,100 | 254,200 |
| RUSSELL, PATRICIA | R10-0020-0000 | 11.000 | 69,600 | | | 0 | 69,600 |
| RUSSELL, PATRICIA | R10-0021-0000 | 1.784 | 56,600 | | | 326,100 | 382,700 |
| RUUTOPOLD, ALAR & EVA | U01-0010-0000 | 2.800 | 58,600 | | | 326,700 | 385,300 |
| RYER, GARY A. | R09-0054-0000 | 3.513 | 60,000 | | | 154,000 | 214,000 |
| RYNER, PETER C. & DORINE | R07-0006-0000 | 4.100 | 61,200 | | | 181,200 | 242,400 |
| RYNER, PETER C. & DORINE | R07-0007-0000 | 0.400 | 22 | CU,REC | | 0 | 22 |
| RYNER, PETER C. & DORINE | R07-0008-0000 | 12.300 | 465 | CU,REC | | 0 | 465 |
| S & M FOREST TRUST | R13-0002-0000 | 21.000 | 390 | CU,REC | | 0 | 390 |
| SALAZAR, GEORGE & ELIZABETH | R12-0019-0000 | 6.000 | 55,730 | CU | | 247,500 | 303,230 |
| SALAZAR, GEORGE & ELIZABETH | U14-0014-0000 | 6.000 | 2,550 | CU | | 0 | 2,550 |
| SALAZAR, GEORGE & ELIZABETH | U14-0016-0000 | 4.500 | 613 | CU | | 0 | 613 |
| SAMPSON, DEBORAH & CALDWELL, D | U02-0026-0000 | 1.000 | 55,000 | | | 105,300 | 160,300 |
| SANDBACK, PETER & SARAH | U04-0024-0000 | 0.300 | 90,000 | | | 248,400 | 338,400 |
| SARGENT, GRACE M. | U02-0020-0000 | 0.700 | 53,800 | | | 160,900 | 214,700 |
| SCARANO, GERARD | R11-006A-0000 | 11.000 | 326 | CU | | 0 | 326 |
| SCARANO, GERARD | R11-006B-0000 | 11.400 | 83,511 | CU,REC | | 196,100 | 279,611 |
| SCAV REAL ESTATE COMPANY, LLC | R09-0077-0000 | 6.400 | 65,800 | | | 259,300 | 325,100 |
| SCHAAL, CAROLYN H. | R09-0041-0000 | 0.250 | 50,000 | | | 68,900 | 118,900 |
| SCHAAL, CAROLYN H. | R16-0015-0000 | 35.830 | 114,382 | CU,REC | | 7,800 | 122,182 |
| SCHAAL, MARK C. & CAROLYN H. | R07-0044-0000 | 9.000 | 53,468 | CU | | 73,900 | 127,368 |
| SCHAAL, MARK C. & CAROLYN H. | R07-0045-0000 | 2.000 | 52,446 | CU | | 93,000 | 145,446 |
| SCHAAL, MARK C. & CAROLYN H. | R07-046A-0000 | 5.800 | 619 | CU | | 0 | 619 |
| SCHAAL, MARK & CAROLYN | R08-073A-0000 | 0.150 | 8,000 | | | 0 | 8,000 |
| SCHAAL, MARK & CAROLYN | R16-015A-0000 | 15.400 | 97,037 | CU,REC | | 226,200 | 323,237 |
| SCHADEGG, JOHN A. TRUSTEE | R03-0014-0000 | 24.500 | 646 | CU | | 4,800 | 5,446 |
| SCHADEGG, JOHN A. TRUSTEE | R03-0022-0000 | 9.500 | 140,666 | CU,REC | | 617,600 | 758,266 |
| SCHADEGG, JOHN A. TRUSTEE | R03-0023-0000 | 34.000 | 811 | CU,REC | | 0 | 811 |
| SCHADEGG, JOHN A. TRUSTEE | R03-0030-0000 | 27.900 | 647 | CU | | 0 | 647 |
| SCHAEFER, JANET UDALL | R08-0001-000A | 15.213 | 127,693 | CU | | 641,300 | 768,993 |
| SCHAEFER, JANET UDALL | R08-0001-000B | 5.536 | 121,662 | CU | | 158,200 | 279,862 |
| SCHARFENBERGER, PAUL | R08-0083-0000 | 5.280 | 60,900 | | | 77,600 | 138,500 |
| SCHILLING KIN | U01-0005-0000 | 0.530 | 50,000 | | | 117,300 | 167,300 |
| SCHMIDT, CHARLES R. & JOAN C. | R15-0015-0000 | 13.600 | 57,487 | CU | | 244,800 | 302,287 |
| SCHMIDT, CHARLES R. & JOAN C. | R15-028A-0000 | 9.880 | 324 | CU | | 0 | 324 |
| SCHNECKENBURGER, BERNARD & MARY | R10-001C-0000 | 15.900 | 53,056 | CU,REC | | 250,300 | 303,356 |
| SCHWARTZ, LAWRENCE & MARCIA | R09-0022-0000 | 4.000 | 61,000 | | | 189,000 | 250,000 |
| SCHWEIGERT, BARBARA J. | R01-0001-0000 | 2.700 | 127,200 | | | 88,300 | 215,500 |
| SCROGGINS, BENJAMIN & R. GILBE | U05-010A-0000 | 0.980 | 49,800 | | | 0 | 49,800 |
| SCROGGINS, BENJAMIN & RHONDA | U05-0010-0000 | 1.420 | 55,800 | | | 163,200 | 219,000 |
| SEEGER-BACHRACH REV TRUST | U06-0005-0000 | 2.000 | 57,000 | | | 93,700 | 150,700 |
| SEEMAN - TRUSTEE, ELEANOR F. | R08-0084-0000 | 39.000 | 924 | CU,REC | | 0 | 924 |
| SEEMAN, ROBERT F. & GEORGIA K. | R08-027A-0000 | 4.000 | 92,900 | | | 34,400 | 127,300 |
| SELMER, TIMOTHY C. & CHRISTINE | R15-013B-0000 | 5.290 | 63,600 | | | 157,100 | 220,700 |

TOWNOF HANCOCK ANNUAL PROPERTY REPORT

| Property Owner | Map/Lot No | Acres | Land Value | CU=Current Use | | Building Value | Total Assessment |
|---------------------------------|---------------|--------|------------|----------------|-----------------|----------------|------------------|
| | | | | REC=Recreation | CE=Conservation | | |
| SENECHAL, DAVID R. & HELEN I. | R08-077B-0000 | 8.510 | 69,900 | | | 164,700 | 234,600 |
| SHAFFER, HEATHER | R14-009A-0000 | 19.900 | 56,552 | CU | | 233,800 | 290,352 |
| SHARPE, ROBERT & KAREN | R09-0091-0000 | 0.690 | 53,500 | | | 152,500 | 206,000 |
| SHELDON CLUB | U13-0002-0000 | 1.000 | 813,800 | | | 129,500 | 943,300 |
| SHELDON, KENNETH M. & CHRISTINE | U03-0006-0000 | 0.400 | 49,200 | | | 189,100 | 238,300 |
| SHERMAN, HOWARD C. & NAHIDA C. | R15-015C-0000 | 12.900 | 57,968 | CU | | 277,900 | 335,868 |
| SHERMAN, VAN A. & KAY E. | R02-0001-0000 | 5.240 | 63,500 | | | 242,700 | 306,200 |
| SHIPMAN, ALLAN C. & DEBORAH A. | U01-0030-0000 | 2.187 | 57,400 | | | 188,200 | 245,600 |
| SHIPPEE, LUCAS & GRETCHEN | R09-020E-0000 | 7.540 | 68,100 | | | 265,900 | 334,000 |
| SHORT, ROBERT | R07-0009-0000 | 11.900 | 57,356 | CU | | 205,400 | 262,756 |
| SHUMWAY, KARY R. & DEBRA L. | R01-0029-0000 | 2.600 | 58,200 | | | 196,900 | 255,100 |
| SIBLEY, CLIFTON B. & ANN M. TRU | U16-0006-0000 | 1.000 | 68,800 | | | 95,000 | 163,800 |
| SIMONEAU, WILLIAM | R09-0100-0000 | 5.200 | 63,400 | | | 181,000 | 244,400 |
| SIMPSON, DAVID S. & BETH A. | U04-0002-0000 | 0.600 | 53,400 | | | 108,100 | 161,500 |
| SIMPSON, JOHANNA H & RICHARD C | U09-0014-0000 | 0.300 | 90,000 | | | 419,000 | 509,000 |
| SKEATES, WINIFRED J. | R07-055E-0000 | 15.780 | 53,449 | CU | | 212,800 | 266,249 |
| SLAUGHTER, PATRICIA | R11-0023-0000 | 3.700 | 129,200 | | | 114,800 | 244,000 |
| SMALL, DAVID C. & ANDREA | R11-0030-0000 | 6.000 | 65,000 | | | 145,900 | 210,900 |
| SMALL, SARAH E. & JEFFERSON A. | U14-0013-0000 | 1.400 | 720,500 | | | 5,600 | 726,100 |
| SMITH, JEFFERY LEE | U07-0006-0000 | 11.930 | 58,178 | CU | | 113,600 | 171,778 |
| SMITH, KERRY D. & GAIL R. | U02-0030-0000 | 1.000 | 55,000 | | | 94,900 | 149,900 |
| SMITH, LAWRENCE E. & TERESA E. | R08-0060-0000 | 2.890 | 58,800 | | | 274,800 | 333,600 |
| SMITH, MATTHEW | R16-0007-0000 | 26.200 | 62,502 | CU | | 362,100 | 424,602 |
| SMITH, MATTHEW | R16-0008-0000 | 61.400 | 2,429 | CU | | 0 | 2,429 |
| SMITH, MATTHEW | R16-0010-0000 | 24.500 | 135,263 | CU | | 134,200 | 269,463 |
| SMITH, MATTHEW | R16-0011-0000 | 4.200 | 613 | CU | | 0 | 613 |
| SMITH, MATTHEW | R16-009B-0000 | 90.000 | 10,831 | CU | | 0 | 10,831 |
| SMITH, RICHARD D. & ARLENE G. | R11-0064-0000 | 4.000 | 61,000 | | | 228,800 | 289,800 |
| SMITH, ROBIN T. | R15-0020-0000 | 19.900 | 57,416 | CU,REC | | 147,000 | 204,416 |
| SMITH, STEVEN & VIRGINIA | R10-013A-0001 | 9.920 | 70,000 | | | 120,400 | 190,400 |
| SMITH, SUSAN R. | U04-0035-0000 | 0.300 | 90,000 | | | 137,200 | 227,200 |
| SMULLEN, JAMES F. & BARBARA | R03-0010-0000 | 2.100 | 57,200 | | | 143,600 | 200,800 |
| SOLARZANO/EDITH MOOERS, HELEN | R14-0001-0000 | 15.000 | 46,655 | CU | | 40,300 | 86,955 |
| SOMMERS, JOANNE F. | R08-0048-0000 | 9.000 | 961 | CU,CE | | 0 | 961 |
| SOMMERS, JOANNE F. | R08-0049-0000 | 7.000 | 140 | CU,CE | | 0 | 140 |
| SOMMERS, JOANNE F. | R08-0050-0000 | 28.000 | 3,265 | CU,CE | | 0 | 3,265 |
| SOMMERS, JOANNE F. | R08-0051-0000 | 14.000 | 280 | CU,CE | | 0 | 280 |
| SOMMERS, JOANNE F. | R08-0052-0000 | 1.000 | 117 | CU,REC | | 0 | 117 |
| SOMMERS, JOANNE F. | R08-0053-0000 | 1.500 | 124,800 | | | 187,600 | 312,400 |
| SOMMERS, JOANNE F. | R08-0068-0000 | 4.140 | 604 | CU,CE | | 0 | 604 |
| SOMMERS, JOANNE F. | R08-0069-0000 | 0.400 | 58 | C | | 0 | 58 |
| SORENSEN, ANITRA A. | R14-010A-0000 | 0.230 | 500 | | | 0 | 500 |
| SPALDING, PATRICIA J. | R12-0017-0000 | 0.500 | 111,000 | | | 300 | 111,300 |
| SPALDING, PATRICIA J. | U16-0003-0000 | 1.600 | 63,700 | | | 0 | 63,700 |
| SPENCER, JAMES F. TRUSTEE | R01-0015-0000 | 51.020 | 132,065 | CU | | 440,600 | 572,665 |

TOWN OF HANCOCK ANNUAL PROPERTY REPORT

| Property Owner | Map/Lot No | Acres | Land Value | CU=Current Use | Building Value | Total Assessment |
|----------------------------------|---------------|---------|------------|-----------------------------------|----------------|------------------|
| | | | | REC=Recreation CE=Conservation | | |
| SPENGLER-TRUSTEE, CHATHERINE Y. | R10-031A-0000 | 5.790 | 64,600 | | 228,500 | 293,100 |
| SPINALE, MARC & MICHELE | R13-0024-0000 | 11.920 | 121,874 | CU, REC | 328,700 | 450,574 |
| SPITZBARTH, ERIK & LOOMIS D. | R13-023A-0000 | 25.650 | 99,171 | CU, REC | 258,500 | 357,671 |
| SPNHF | R11-0007-0000 | 247.000 | 16,757 | CU, REC | 0 | 16,757 |
| SPNHF | R12-0004-0000 | 26.300 | 2,866 | CU, REC | 0 | 2,866 |
| SPNHF | R14-0008-0002 | 120.300 | 5,701 | CU, REC | 0 | 5,701 |
| SPONSLER, WARREN E. & LOIS J. | R08-0085-0000 | 14.910 | 54,541 | CU, REC, CE | 370,800 | 425,341 |
| SPRAGUE, EUGENIE C. | U04-0016-0000 | 0.600 | 53,400 | | 125,300 | 178,700 |
| ST. JOHN-SR., ROBERT & SYLVIA | R08-0042-0000 | 6.188 | 56,800 | | 153,700 | 210,500 |
| STACY, JAMES E & LAUREN M | R07-0056-0001 | 6.900 | 66,800 | | 186,300 | 253,100 |
| STAHL, G.R./S.M./F.A./E. | R08-077A-0000 | 5.200 | 63,400 | | 230,800 | 294,200 |
| STARKWEATHER, WALTER | R09-0064-0000 | 2.000 | 47,000 | | 0 | 47,000 |
| STARRATT, PRISCILLA E. | R08-0058-0000 | 4.300 | 61,600 | | 134,000 | 195,600 |
| STASCHKE, KEITH & WENDY | U01-0014-0000 | 6.000 | 60,000 | | 58,100 | 118,100 |
| STATE OF N.H. | R01-0039-0000 | 0.500 | 11,300 | | 0 | 11,300 |
| STATE OF N.H. | R09-0065-0000 | 0.690 | 100 | | 0 | 100 |
| STATE OF N.H. | R09-0068-0000 | 11.000 | 10,800 | | 0 | 10,800 |
| STATE OF N.H. | R09-0069-0000 | 4.500 | 900 | | 0 | 900 |
| STATE OF N.H. | R14-0002-0000 | 294.000 | 214,100 | | 0 | 214,100 |
| STATE OF N.H. | R15-0009-0000 | 109.700 | 136,700 | | 0 | 136,700 |
| STATE OF N.H. | U06-010A-0000 | 9.000 | 70,800 | | 108,100 | 178,900 |
| STEELE, TIMOTHY | R13-0005-0000 | 45.000 | 59,460 | CU, REC | 470,400 | 529,860 |
| STEELE, TIMOTHY | R13-0009-0000 | 8.000 | 2,027 | CU, REC | 0 | 2,027 |
| STEINBERG, SARAH ALIZA | R09-0105-0000 | 6.700 | 193 | CU, REC | 0 | 193 |
| STEINBERG, SARAH ALIZA | R09-105A-0000 | 4.000 | 53,595 | CU, REC | 263,500 | 317,095 |
| STERLING, JAMES | R15-0013-0000 | 5.830 | 64,700 | | 225,900 | 290,600 |
| STETZER, RANDALL T. | R09-019A-0008 | 7.150 | 88,700 | | 347,900 | 436,600 |
| STEVENS, PAMELA T. | R09-0078-0000 | 1.820 | 56,600 | | 78,600 | 135,200 |
| STEVENS, GEORGE & FRANCES | R15-028B-0000 | 5.040 | 63,100 | | 352,700 | 415,800 |
| STEVENS, ROBERT W. & JOYCE M. | R07-0047-0000 | 1.800 | 56,600 | | 150,600 | 207,200 |
| STEVENS, TRACY G. | U04-0034-0000 | 4.300 | 123,300 | | 479,100 | 602,400 |
| STEVENS, CHARLES & KONO, MARSHA | R07-0050-0000 | 2.900 | 58,800 | | 175,700 | 234,500 |
| STOCKWELL, STEPHEN & GRETCHEN | R02-0034-0000 | 5.000 | 63,000 | | 191,600 | 254,600 |
| STOCKWELL, STEPHEN & GRETCHEN | R09-095B-0001 | 4.088 | 45,900 | | 95,200 | 141,100 |
| STOCKWELL, STEPHEN & GRETCHEN | R09-095C-0000 | 11.590 | 1,057 | CU, REC | 0 | 1,057 |
| STOKES, DONALD W. & LILLIAN Q. | R08-0022-0000 | 16.000 | 99,496 | CU, CE | 258,700 | 358,196 |
| STOKES, DONALD W. & LILLIAN Q. | R08-023B-0000 | 22.347 | 6,909 | CU, CE | 0 | 6,909 |
| STOKES, DONALD W. & LILLIAN Q. | R08-085B-0000 | 6.190 | 642 | CU | 0 | 642 |
| STOOPS, MATTHEW | R09-0011-0000 | 2.400 | 49,600 | | 97,500 | 147,100 |
| STOUT, JUDITH | U08-0006-0000 | 0.800 | 54,200 | | 122,000 | 176,200 |
| STRAUSS, WILLIAM A III | U02-0003-0000 | 4.956 | 104,200 | | 204,300 | 308,500 |
| STRAWBRIDGE, ROGER & BARBARA | R09-0036-0000 | 5.000 | 63,000 | | 171,300 | 234,300 |
| STREETER, CHRISTOPHER M. & DIANE | R10-032B-0000 | 5.100 | 63,200 | | 194,900 | 258,100 |
| STREETER, CHRISTOPHER M. & DIANE | U03-0010-0000 | 19.000 | 2,232 | CU, REC | 0 | 2,232 |

TOWN OF HANCOCK ANNUAL PROPERTY REPORT

| Property Owner | Map/Lot No | Acres | Land Value | CU=Current Use | | Building Value | Total Assessment |
|-----------------------------------|---------------|---------|------------|----------------|-----------------|----------------|------------------|
| | | | | REC=Recreation | CE=Conservation | | |
| STROMBECK, TIANNE C. | R06-0010-0000 | 2.000 | 57,000 | | | 124,900 | 181,900 |
| SUBERS, RUTH R. | R02-0050-0000 | 4.200 | 61,400 | | | 184,500 | 245,900 |
| SUCHOCKI, EDWARD & SULBORSKI A | R01-0018-0000 | 1.800 | 100 | | | 0 | 100 |
| SUCHOCKI, EDWARD & SULBORSKI A | R08-0033-0000 | 6.730 | 55,200 | | | 145,900 | 201,100 |
| SULLIVAN, JAMES P. & DENISE A. | U02-0029-0000 | 0.921 | 54,700 | | | 209,500 | 264,200 |
| SULLIVAN, MARY E. | U04-0058-0000 | 1.020 | 55,000 | | | 287,000 | 342,000 |
| SULLIVAN, RONALD/FARRINGTON J | R08-0057-0000 | 1.020 | 55,000 | | | 159,700 | 214,700 |
| SUMMIT MEADOW FARM, INC. | R07-0013-0000 | 66.110 | 48,858 | CU,REC,CE | | 63,700 | 112,558 |
| SUMMIT MEADOW FARM, INC. | R07-013A-0000 | 5.070 | 1,724 | CU,REC,CE | | 0 | 1,724 |
| SUMMIT MEADOW FARM, INC. | R07-013B-0000 | 10.650 | 2,238 | CU,REC,CE | | 0 | 2,238 |
| SWEENEY, BETTY C. & FRANCIS X. | U04-0066-0000 | 0.580 | 102,400 | | | 126,400 | 228,800 |
| SWEENEY, SEAN B. & JANET E. | R11-0045-0000 | 4.000 | 61,000 | | | 222,600 | 283,600 |
| SYSYN, CORRINA C. | U08-0003-0000 | 5.430 | 55,700 | | | 75,900 | 131,600 |
| SYSYN, PEGGY I. | U08-0003-000A | 12.890 | 54,881 | CU | | 84,500 | 139,381 |
| SYSYN-REILLY, KATHERINE | R10-0002-0000 | 8.970 | 70,800 | | | 115,800 | 186,600 |
| SZEHI, DAVID S | R13-0016-0000 | 0.200 | 3,400 | | | 0 | 3,400 |
| TALIX, NINA | R11-0065-0000 | 4.000 | 61,000 | | | 185,200 | 246,200 |
| TARR, PETER A. | U05-0006-0000 | 9.000 | 70,800 | | | 104,700 | 175,500 |
| TAYLOR, SANDRA J. | R07-0037-0000 | 9.200 | 71,200 | | | 193,500 | 264,700 |
| TAYLOR-JR., JAMES G. & LOIS A. | R08-0063-0000 | 5.340 | 132,500 | | | 434,200 | 566,700 |
| TERRILL, ROBINSON & CURTIS | R08-0016-0000 | 1.400 | 4,900 | | | 0 | 4,900 |
| TERRILL, ROBINSON & CURTIS | R08-0017-0000 | 3.200 | 13,600 | | | 0 | 13,600 |
| TERRILL, R/C. HITT/EMERSON LTD, E | R08-0011-0000 | 15.200 | 1,357 | CU | | 0 | 1,357 |
| TERRILL, R/C. HITT/EMERSON LTD, E | R08-0012-0000 | 20.000 | 2,280 | CU | | 0 | 2,280 |
| TERRILL, R/C. HITT/EMERSON LTD, E | R08-0013-0000 | 15.000 | 93,576 | CU | | 235,500 | 329,076 |
| TERRILL, R/C. HITT/EMERSON LTD, E | R08-0014-0000 | 5.000 | 474 | CU | | 0 | 474 |
| TERRILL, R/C. HITT/EMERSON LTD, E | R08-0015-0000 | 0.900 | 3,200 | | | 0 | 3,200 |
| THOMAS, ALICE PALMER | U10-0014-000 | 0.700 | 51,100 | | | 148,100 | 199,200 |
| THOMAS, ALICE PALMER | U10-0016-0000 | 1.600 | 23,100 | | | 0 | 23,100 |
| THOMPSON, HORACE C. | R08-0074-0000 | 40.000 | 50,124 | CU,REC | | 50,100 | 100,224 |
| THOMPSON, SPENCER & KATHLEEN | R08-0043-0000 | 2.900 | 53,300 | | | 134,900 | 188,200 |
| TIMM, GEORGE M. & FLORENCE M. | R07-0001-0000 | 7.210 | 67,400 | | | 132,300 | 199,700 |
| TOBEY, ELISABETH F. | U04-0030-0000 | 0.800 | 109,000 | | | 162,600 | 271,600 |
| TOMASZEWSKI, WALTER J & MARLEN | R09-0002-0000 | 42.000 | 887 | CU,REC | | 0 | 887 |
| TOMASZEWSKI, WALTER J & MARLEN | R16-0018-0000 | 23.580 | 70,937 | CU,REC | | 426,900 | 497,837 |
| TOMASZEWSKI, WALTER J & MARLEN | R16-0019-0000 | 49.000 | 2,290 | CU,REC | | 0 | 2,290 |
| TOUMANOFF, PETER G. | R14-0007-0000 | 32.190 | 54,505 | CU,REC | | 87,100 | 141,605 |
| TOUMANOFF, PETER G. | R14-007B-0000 | 19.760 | 376 | CU,REC | | 0 | 376 |
| TOUMANOFF, PETER G. | R14-012B-0000 | 15.000 | 356 | CU,REC | | 0 | 356 |
| TOWERS, PAUL A/MARIE E. | R09-0084-0000 | 50.390 | 59,308 | CU,REC | | 291,600 | 350,908 |
| TOWN OF HANCOCK | R01-0008-0000 | 54.000 | 13,500 | | | 0 | 13,500 |
| TOWN OF HANCOCK | R01-0017-0000 | 1.810 | 3,600 | | | 0 | 3,600 |
| TOWN OF HANCOCK | R01-012A-0000 | 108.500 | 110,800 | | | 0 | 110,800 |
| TOWN OF HANCOCK | R01-039A-0000 | 0.220 | 8,600 | | | 0 | 8,600 |
| TOWN OF HANCOCK | R03-0019-0000 | 135.400 | 136,600 | | | 0 | 136,600 |

TOWN OF HANCOCK ANNUAL PROPERTY REPORT

| Property Owner | Map/Lot No | Acres | Land Value | CU=Current Use | | Building Value | Total Assessment |
|-------------------------------|---------------|---------|------------|----------------|-----------------|----------------|------------------|
| | | | | REC=Recreation | CE=Conservation | | |
| TOWN OF HANCOCK | R03-0020-0000 | 26.000 | 47,800 | | | 0 | 47,800 |
| TOWN OF HANCOCK | R03-0021-0000 | 34.000 | 60,500 | | | 0 | 60,500 |
| TOWN OF HANCOCK | R04-009A-0000 | 98.600 | 158,500 | | | 0 | 158,500 |
| TOWN OF HANCOCK | R06-0013-0000 | 0.000 | 0 | | | 1,500 | 1,500 |
| TOWN OF HANCOCK | R08-0010-0000 | 20.200 | 86,100 | | | 0 | 86,100 |
| TOWN OF HANCOCK | R08-0019-0000 | 0.300 | 3,800 | | | 0 | 3,800 |
| TOWN OF HANCOCK | R08-0070-0000 | 8.500 | 69,900 | | | 34,700 | 104,600 |
| TOWN OF HANCOCK | R08-079B-0000 | 0.110 | 200 | | | 0 | 200 |
| TOWN OF HANCOCK | R09-0016-0000 | 1.190 | 12,900 | | | 0 | 12,900 |
| TOWN OF HANCOCK | R09-0028-0000 | 3.800 | 55,600 | | | 0 | 55,600 |
| TOWN OF HANCOCK | R09-005-00000 | 3.104 | 54,200 | | | 0 | 54,200 |
| TOWN OF HANCOCK | R09-0070-0000 | 23.000 | 42,800 | | | 0 | 42,800 |
| TOWN OF HANCOCK | R11-0029-0000 | 15.750 | 66,600 | | | 0 | 66,600 |
| TOWN OF HANCOCK | R11-0068-0000 | 193.400 | 175,400 | | | 0 | 175,400 |
| TOWN OF HANCOCK | R11-034A-0000 | 8.000 | 49,000 | | | 0 | 49,000 |
| TOWN OF HANCOCK | U02-0002-0000 | 3.720 | 13,900 | | | 0 | 13,900 |
| TOWN OF HANCOCK | U04-0006-0000 | 0.500 | 80,000 | | | 0 | 80,000 |
| TOWN OF HANCOCK | U04-0008-0000 | 0.120 | 81,000 | | | 423,900 | 504,900 |
| TOWN OF HANCOCK | U04-0018-0000 | 3.200 | 202,400 | | | 1,579,500 | 1,781,900 |
| TOWN OF HANCOCK | U04-0019-0000 | 2.000 | 52,000 | | | 6,400 | 58,400 |
| TOWN OF HANCOCK | U04-0073-0000 | 0.250 | 87,500 | | | 39,300 | 126,800 |
| TOWN OF HANCOCK | U04-008A-0000 | 0.050 | 37,500 | | | 0 | 37,500 |
| TOWN OF HANCOCK | U05-0001-0000 | 15.000 | 267,200 | | | 0 | 267,200 |
| TOWN OF HANCOCK | U05-0002-0000 | 10.740 | 74,100 | | | 147,900 | 222,000 |
| TOWN OF HANCOCK | U05-0003-0000 | 13.150 | 92,400 | | | 24,800 | 117,200 |
| TOWN OF HANCOCK | U06-0010-0000 | 3.000 | 59,000 | | | 67,900 | 126,900 |
| TOWN OF HANCOCK | U06-002A-0000 | 1.000 | 35,000 | | | 0 | 35,000 |
| TOWN OF HANCOCK | U07-0019-0000 | 4.580 | 0 | | | 0 | 0 |
| TOWN OF HANCOCK | U07-004A-0000 | 1.800 | 51,600 | | | 0 | 51,600 |
| TOWN OF HANCOCK | U09-0004-0000 | 0.040 | 34,400 | | | 0 | 34,400 |
| TOWN OF HANCOCK | U09-0011-0000 | 4.100 | 295,300 | | | 779,600 | 1,074,900 |
| TOWN OF HANCOCK | U09-0012-0000 | 0.540 | 0 | | | 0 | 0 |
| TOWN OF HANCOCK | U09-0013-0000 | 0.810 | 191,300 | | | 0 | 191,300 |
| TOWN OF HANCOCK | U09-0017-0000 | 0.340 | 73,600 | | | 3,000 | 76,600 |
| TOWN OF HANCOCK | U09-0018-0000 | 3.500 | 121,300 | | | 438,200 | 559,500 |
| TOWN OF HANCOCK | U09-0021-0000 | 2.300 | 0 | | | 0 | 0 |
| TOWN OF HANCOCK | U13-0003-0000 | 0.390 | 366,700 | | | 0 | 366,700 |
| TREMBLY, EMMA JANE | R11-0009-0000 | 3.830 | 55,700 | | | 200 | 55,900 |
| TUCKER, ANGELA-RIZZO & PAUL | R08-034B-0000 | 5.090 | 63,200 | | | 150,800 | 214,000 |
| TURPIN ESTATE, CHARLES S. JR. | R02-001B-0000 | 60.060 | 3,001 | CU | | 0 | 3,001 |
| TURPIN ESTATE, CHARLES S. JR. | R02-051D-0000 | 124.000 | 5,979 | CU | | 0 | 5,979 |
| TUTTLE-TRUSTEE, OMA R. | U02-0001-0000 | 3.220 | 54,400 | | | 0 | 54,400 |
| TYLER, JAMES E. | R13-003A-0000 | 5.030 | 63,100 | | | 206,700 | 269,800 |
| TYLER, ROGER R. & GLORIA J. | R15-002A-0000 | 5.020 | 60,300 | | | 202,900 | 263,200 |
| U S GOVERNMENT | R02-0004-0000 | 0.870 | 4,900 | | | 0 | 4,900 |

TOWN OF HANCOCK ANNUAL PROPERTY REPORT

| Property Owner | Map/Lot No | Acres | Land Value | CU=Current Use | | Building Value | Total Assessment |
|--------------------------------|---------------|--------|------------|----------------|-----------------|----------------|------------------|
| | | | | REC=Recreation | CE=Conservation | | |
| US GOVERNMENT | R02-0035-0000 | 52.000 | 132,600 | | | 0 | 132,600 |
| US GOVERNMENT | R02-0042-0000 | 26.000 | 96,000 | | | 0 | 96,000 |
| UMANO, MICHAEL J. | R08-0076-000B | 5.789 | 67,300 | | | 0 | 67,300 |
| URQUHART, WILLIAM & DUNN STEPH | R11-005B-0000 | 5.100 | 85,200 | | | 99,300 | 184,500 |
| VAN BUREN, ELSIE REV TRUST | R01-0021-0000 | 27.000 | 128,674 | CU | | 331,500 | 460,174 |
| VAN BUREN, ELSIE REV TRUST | R01-0022-0000 | 3.500 | 1,488 | CU | | 200 | 1,688 |
| VAN BUREN, ELSIE REV TRUST | R01-0023-0000 | 2.100 | 245 | CU | | 0 | 245 |
| VAN BUREN, ELSIE REV TRUST | R01-0024-0000 | 2.100 | 108 | CU | | 0 | 108 |
| VAN HORN, ROBERT C. & NANCY L. | R11-0026-0000 | 4.000 | 61,000 | | | 212,400 | 273,400 |
| VANCAMPEN, ALICE V. | R09-004B-0001 | 5.030 | 60,400 | | | 135,200 | 195,600 |
| VERBRUGGE, MARIE TRUSTEE | R15-020A-0000 | 26.400 | 55,589 | CU | | 189,700 | 245,289 |
| VERNEY, ELIZABETH | R09-0055-0000 | 1.340 | 55,700 | | | 93,700 | 149,400 |
| VILLENEUVE, THOMAS J. & KATHLE | R02-0036-0000 | 3.100 | 59,200 | | | 173,500 | 232,700 |
| VON MERTENS, TOD E. & JAYLON | R02-051C-0000 | 4.030 | 61,100 | | | 369,300 | 430,400 |
| WAGNER, FORREST WAYNE | U05-0011-0000 | 1.470 | 55,900 | | | 145,500 | 201,400 |
| WALKER, CHRIS & DESROCHES, K. | R15-0017-0000 | 5.600 | 58,224 | CU,REC | | 124,100 | 182,324 |
| WALKER, CHRIS & DESROCHES, K. | R15-017A-0000 | 5.650 | 1,921 | CU,REC | | 0 | 1,921 |
| WALKER, CHRIS & DESROCHES, K. | R15-017B-0000 | 4.700 | 1,598 | CU,REC | | 0 | 1,598 |
| WALLACE, ANNA M. TRUSTEE | R01-0043-0000 | 8.000 | 387 | CU,REC | | 0 | 387 |
| WALLACE, ANNA M. TRUSTEE | R02-0006-0000 | 96.200 | 56,769 | CU,REC,CE | | 29,100 | 85,869 |
| WALLACE, ANNA M. TRUSTEE | R02-0017-0000 | 5.900 | 46,166 | CU,REC,CE | | 1,600 | 47,766 |
| WALLACE, ANNA M. TRUSTEE | R02-0031-0000 | 70.500 | 59,325 | CU,REC,CE | | 192,800 | 252,125 |
| WALSH, EDWARD & DAVID P. | U16-0002-0000 | 4.700 | 76,200 | | | 142,900 | 219,100 |
| WALSH, LINDA N. | R01-0002-0000 | 54.000 | 128,049 | CU | | 541,200 | 669,249 |
| WALSH, LINDA N. | R02-0011-0000 | 2.000 | 850 | CU | | 0 | 850 |
| WARD-JR., ROBERT A & META H. | R14-0011-0000 | 33.000 | 107,000 | | | 0 | 107,000 |
| WARD-TRST., PRISCILLA R. | R02-049B-0000 | 11.020 | 56,295 | CU | | 505,500 | 561,795 |
| WARE, EDSON C., JR. | U10-0010-0000 | 0.770 | 53,900 | | | 113,100 | 167,000 |
| WARNER, RICHARD & JOSEPHINE | U09-0009-0000 | 1.250 | 330,500 | | | 207,600 | 538,100 |
| WARREN, KENETH & BETSY FINNAN, | U14-0009-0000 | 1.900 | 793,000 | | | 71,600 | 864,600 |
| WATERBURY, WALTON W. | R08-0092-0000 | 63.200 | 132,862 | CU | | 304,800 | 437,662 |
| WATROUS, RICHARD & SANDRA | R01-0016-0000 | 2.050 | 57,100 | | | 111,800 | 168,900 |
| WAY, JOHN G. AND LYNNE C. | R10-0025-0000 | 7.000 | 67,000 | | | 308,800 | 375,800 |
| WEIGERT, MARTIN | U13-0006-0000 | 1.400 | 744,300 | | | 168,200 | 912,500 |
| WELCH, CHARLES D. & CATHRYN L. | R10-0031-0000 | 7.460 | 109,200 | | | 455,700 | 564,900 |
| WELCH, JESSE & ALLEN | R07-0021-0000 | 4.800 | 62,600 | | | 271,400 | 334,000 |
| WELCH-JR., THOMAS R. | U14-0011-0000 | 1.480 | 586,100 | | | 9,400 | 595,500 |
| WESTAWAY, DAVID E. & SALLY A. | R08-018B-0000 | 5.060 | 63,100 | | | 177,400 | 240,500 |
| WESTON, HOWARD H. | R15-0024-0000 | 24.000 | 876 | CU,REC,CE | | 0 | 876 |
| WESTON, HOWARD H. | R15-0031-0000 | 18.000 | 654 | CU,REC,CE | | 0 | 654 |
| WESTON, HOWARD H. & SANDRA C. | R14-0005-0000 | 46.000 | 1,067 | CU | | 0 | 1,067 |
| WESTON, HOWARD H. & SANDRA C. | R14-0014-0000 | 27.000 | 626 | CU | | 0 | 626 |
| WESTON, HOWARD H. & SANDRA C. | R15-0032-0000 | 31.720 | 732 | C,REC | | 0 | 732 |
| WESTON, HOWARD H. & SANDRA C. | R15-0033-0000 | 28.090 | 65,840 | C,REC | | 437,000 | 502,840 |
| WESTON, HOWARD H. & SANDRA C. | R16-0001-0000 | 6.200 | 345 | C,REC | | 0 | 345 |

TOWN OF HANCOCK ANNUAL PROPERTY REPORT

| Property Owner | Map/Lot No | Acres | Land Value | CU=Current Use | | Building Value | Total Assessment |
|--------------------------------|---------------|--------|------------|----------------|-----------------|----------------|------------------|
| | | | | REC=Recreation | CE=Conservation | | |
| WETHERILL, MARK C. & KATHLEEN | U01-0029-0000 | 1.700 | 56,400 | | | 201,000 | 257,400 |
| WEYERHAEUSER, FREDERICK J. | R10-0007-0000 | 14.000 | 1,416 | CU,REC | | 0 | 1,416 |
| WEYERHAEUSER, FREDERICK J. | R10-0008-0000 | 21.000 | 134,983 | CU,REC,CE | | 432,400 | 567,383 |
| WHEELER, TIMOTHY & MARIE-CLAIR | U02-0013-0000 | 0.700 | 53,800 | | | 147,200 | 201,000 |
| WHEELER/K.L.BABSON-TRSTS,J.G. | R06-0025-0000 | 1.300 | 35,600 | | | 0 | 35,600 |
| WHEELER/K.L.BABSON-TRSTS,J.G. | R06-0029-0000 | 16.600 | 332 | CU | | 0 | 332 |
| WHITE, DAVID | U02-0005-0000 | 1.100 | 55,200 | | | 109,000 | 164,200 |
| WHITE,SUSAN | R10-0004-0000 | 35.350 | 3,804 | CU | | 0 | 3,804 |
| WHITEPINE BUILDERS, LLC | R03-0031-0001 | 5.930 | 60,000 | | | 125,000 | 185,000 |
| WIGSTEN-JR, MURRAY R.& KAREN R | U03-004A-0000 | 4.020 | 61,000 | | | 285,100 | 346,100 |
| WILDER, JEFFREY S. & RUTH S. | U04-0045-0000 | 0.800 | 54,200 | | | 338,500 | 392,700 |
| WILDER-JR., OTIS H. & MARTHA | U01-0004-0000 | 5.000 | 60,300 | | | 118,800 | 179,100 |
| WILLARD, CHARLES | R06-0003-0000 | 24.400 | 53,770 | CU,REC | | 5,000 | 58,770 |
| WILLIAMS, DOROTHY | R08-0034-0000 | 5.080 | 63,200 | | | 114,400 | 177,600 |
| WILLIAMS, GARY L. & LISA A. | R03-038A-0000 | 8.370 | 69,600 | | | 177,700 | 247,300 |
| WILLIAMS, SHERRY | U04-0071-0000 | 0.200 | 85,000 | | | 207,400 | 292,400 |
| WILLIAMS-TRUSTEE, VIRGINIA F. | R11-0052-0000 | 4.300 | 61,600 | | | 197,200 | 258,800 |
| WILLIS FAMILY TRUST | R07-0005-0000 | 57.100 | 7,802 | CU | | 0 | 7,802 |
| WILLIS, JERRY D. & JANET D. | U01-0020-0000 | 1.500 | 55,500 | | | 95,700 | 151,200 |
| WILSON, FLETCHER R. & HOLLIS | R11-005D-0000 | 4.000 | 61,000 | | | 230,200 | 291,200 |
| WILSON, HAROLD, JR. & MICHELLE | R11-0024-0000 | 4.000 | 61,000 | | | 192,900 | 253,900 |
| WILSON, RUTH C & JOHN F | U13-0011-0000 | 3.400 | 808,600 | | | 153,400 | 962,000 |
| WOOD, JOHN L. & BARBARA W. | R10-001B-0000 | 15.800 | 56,725 | CU | | 431,200 | 487,925 |
| WOOD, BARBARA & CLARK, F.M. | U14-0010-0000 | 2.200 | 791,800 | | | 46,500 | 838,300 |
| WOODFORD, SALLY A. TRUSTEE | R08-0024-0000 | 3.900 | 102,100 | | | 334,400 | 436,500 |
| WOZNIAK, JAMIE | R08-0045-0000 | 1.000 | 49,500 | | | 106,800 | 156,300 |
| WRAY, BERIT A. | R07-055D-0000 | 13.750 | 51,717 | CU,REC | | 126,800 | 178,517 |
| WRECK, THOMAS L. & PAULINE A. | R09-0032-0000 | 3.900 | 60,800 | | | 126,800 | 187,600 |
| YATES, MARTHA | R12-0005-0000 | 1.400 | 19,300 | | | 5,500 | 24,800 |
| YOUNG, JANET A. | U02-0018-0000 | 2.500 | 58,000 | | | 165,900 | 223,900 |
| ZAKON-ANDERSON, STEVE & ELIZAB | U09-0007-0000 | 0.700 | 107,600 | | | 303,500 | 411,100 |
| ZIEGLER, MARGARET | R03-0034-0000 | 22.000 | 957 | CU | | 0 | 957 |
| ZIEGLER, MARGARET | R03-0035-0000 | 14.000 | 32,251 | CU | | 500 | 32,751 |
| ZIMMERMANN, CHARLES | R13-0014-0000 | 37.500 | 59,539 | CU,REC | | 129,800 | 189,339 |
| ZIMMERMANN, CHARLES | R14-0010-0000 | 33.000 | 59,814 | CU,REC | | 10,500 | 70,314 |

EIGHT GREAT HIKES IN HANCOCK

1. **Pierce Trail**—a class 6 road at the end of North Road. Walk past the gate straight into the woods. At the fork in the road, take a right and pass a lovely pond. The trail leads to the site of Greystone Lodge in Antrim which burned down in 1970. The left fork leads to Antrim Road. The woods here are quiet and beautiful.

1-1/2 miles to site of former Lodge

2. **The Old Railroad Trail**—a wonderful path through the woods running along the Contoocook River between South Elmwood Road and the Peterborough Recycling Center. Many pleasant stopping places, with river views. In winter, snowmobiles pack the snow to make great cross-country skiing. Entrances from South Elmwood Road, Forest Road and Cavender Road.

2-1/2 miles total length

3. **The Walcott Forest**—Added to Hancock's conservation areas in 1986. School students have constructed paths and wooden walkways in boggy places. Red/blue/green trails are clearly marked. Parking is available off-street at the entrance from Kimball Road. Bird-watching at the Great Meadow—very private, delightful walk.

1/2 mile to Great Meadow

4. **Willard Pond Trails**—Audubon land actually in Antrim, but accessed from the Hancock side. The Tudor trail begins at Willard Pond, on the left, shortly before the water and is well-marked half-way around the pond where it ends at Piney Point. For a longer walk, branch off along the way and climb Bald Mountain (steep in places, but fairly short) to great views of the local area. Dogs not allowed.

3/4 mile to Piney Point

1 1/2 miles to Bald Mt. one way.

5. **McGreal Forest Ecological Reserve**—The entrance is on the left from King's Highway, 1/4 mile beyond the Harris center, heading toward Hunt's Pond. The path leads through hemlock and hardwoods, past beaver houses and water's edge. This addition from SPNHF contributes to the Harris Center Supersanctuary.

1/2 mile one way

6. **Harriskat Trail**—at the Harris Center. (Many hikes begin at the Harris Center. Trail maps available there.) The trail up Skatutakee Mountain begins across King's Highway from the Center, and leads up a fairly gradual way, with some ledges near the top. The way is well-marked, and emerges to wonderful views of Hancock and the surrounding area. From the peak of Skatutakee, the Harriskat trail connects with others to Thumb Mt., Jack's Pond, and Old Dublin Road.

1 1/2 miles to the top of Skatutakee

7. **Welch Farm**—A large tract of Conservation land with plenty of room to ramble around the foundations of a large old Hancock farm and orchard. Access from Route 123, on the right about 2 miles from the center of town. (A trail - a former county road - leads west into deeper wet woods, where John Kulish (trapper-woodsman) used to guide hunters. Kulish trails still to be developed.) A path leads east to Prospect Hill Road from the Welch Farm.

8. Trail around **Half-moon Pond** at **Sargent Center**. (Begin with sign-in at the Center. Many hikes, trail maps available there.) This trail begins on Windy Row, on the right, just before the long bridge over the Pond Spillway. (Small parking area available there.) Follow the Bog trail left at the first fork and to Lower Ledges Trail at the next fork. Some boggy parts, but a wide path. Some ledges. A great walk with pond views most of the way. Trail ends on Sargent Camp road. To make a circle, follow the Camp Road left, back to Windy Row and across bridge where you began.

2 1/2 miles roundtrip

Mileages are approximate, one way. Countour lines are at intervals of 100 feet. Dogs are not allowed at Willard Pond. Dogs on leash allowed at Half-moon Pond. Elsewhere, dogs are allowed, but please clean up after your pet.

MEETINGS

HISTORIC DISTRICT COMMISSION 4TH TUESDAY AT 7:00 P.M. TOWN OFFICE MEETING ROOM

HANCOCK LIBRARY TRUSTEES 4TH WEDNESDAY AT 1:00 P.M. IN THE DANIELS ROOM

TRUSTEES OF TRUST FUNDS AS NEEDED, TOWN OFFICE. MEETING NOTICE POSTED

ADVISORY COMMITTEE LAST TUES. OF THE MONTH IN SMALL CONFERENCE ROOM
NOTICE WILL BE POSTED

ARCHIVES COMMITTEE 2ND WED. OF THE MONTH AT 7:00 P.M. IN THE ARCHIVES ROOM

WATER COMMISSION 4TH WEDNESDAY OF THE MONTH AT 4:00 AT THE DPW'S OFFICE

SCHOOL BOARD 1ST & 3RD TUESDAY, BOARD ROOM AT CONVAL.
MAY CHANGE MEETING TIMES DURING THE SUMMER

ENERGY COMMITTEE 2ND THURSDAY AT 7:00 P.M. TOWN OFFICE

TAX RATES - PER \$1,000 OF ASSESSMENT

| | 2005 | 2006 | 2007 | 2008 | 2009 | 2010 | 2011 |
|----------------|-------|-------|-------|-------|-------|-------|-------|
| TOWN | 3.96 | 3.07 | 3.27 | 4.15 | 4.78 | 4.31 | 5.26 |
| SCHOOL | 13.16 | 10.26 | 10.81 | 9.94 | 10.20 | 9.80 | 11.38 |
| COUNTY | 1.29 | 1.02 | .95 | 1.00 | 1.04 | 1.00 | 1.16 |
| STATE | 2.83 | 2.29 | 2.35 | 2.13 | 2.13 | 2.19 | 2.45 |
| TOTAL TAX RATE | 21.24 | 16.64 | 17.38 | 17.22 | 18.15 | 17.30 | 20.25 |

POPULATION PER 2010
CENSUS - 1,654
HANCOCK WEB PAGE

www.hancocknh.org

TOWN OFFICE 2012 HOLIDAYS

MONDAY, JANUARY 16TH MARTIN LUTHER KING JR. DAY

MONDAY, FEBRUARY 20TH PRESIDENT'S DAY

MONDAY, MAY 28TH MEMORIAL DAY

WEDNESDAY, JULY 4TH INDEPENDENCE DAY

MONDAY, SEPTEMBER 3RD LABOR DAY

MONDAY, OCTOBER 8TH COLUMBUS DAY

MONDAY, NOVEMBER 12TH VETERANS DAY

THURS. NOV. 22ND AND FRI. NOV. 23RD THANKSGIVING

TUESDAY, DECEMBER 25TH CHRISTMAS

EIGHT GREAT HIKES

