

Annual Reports  
Hampton Falls, New Hampshire  
Incorporated 1722

Proclamation

On this 28<sup>th</sup> Day of August in the year Two Thousand and Twelve, be it known that all residents of the Town of Hampton Falls, in the State of New Hampshire, are hereby notified that August 31st, 2012, has been set aside to honor the exemplary service of Eric N. Small.

**WHEREAS:** This Town Selectboard acknowledges and recognizes Eric N. Small's dedicated service from January, 1986 through August, 2012 as Town Administrator for the Town of Hampton Falls, New Hampshire.

**WHEREAS:** Eric has zealously and fastidiously coordinated and executed the duties required to keep Hampton Falls running harmoniously and efficiently for the past twenty-six years; to wit:

- Effectively administered the daily business of the Town involving the staff, the public, committees and boards, contractors and government officials;
  - Compiled and managed both the operational and capital improvement budgets for the Town, to include Warrant Articles for the annual Town Meeting;
  - Produced the Town's Annual Report, which garnered multiple awards from the NH Municipal Association recognizing excellence in Annual Town Reports;
  - Retained significant documents and safeguarded the historical character of the Town;
  - Oversaw the upkeep and new construction of Town buildings and properties;
  - Maintained a working partnership with the Rockingham Planning Commission and many other municipal agencies;
- Served as an Active Member of:*  
Capital Improvements Committee, Road Committee, Safety Committee, Town Beautification/Improvement Committee; and  
Advised and contributed to various other boards and committees.

**WHEREAS:** Eric's ability to interact with the Selectboard, Town Employees, Department Heads, Committee Members and Town Residents is a model of exemplary behavior;


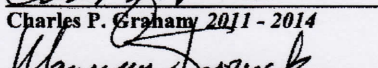

**WHEREAS:** Eric's enthusiasm, spirit and heart-felt appreciation for this community is known and appreciated by many; now therefore be it

**RESOLVED:** That this Town's current and prior Selectboard go on record acknowledging Eric N. Small's last day of employment-- August 31<sup>st</sup>, 2012-- in recognition of his unflinching service to the Town of Hampton Falls; and be it further

**RESOLVED:** That the American Flag flown over the Town Common on August 28, 2012, be gifted to Eric N. Small in appreciation of his long-term dedication to the community of Hampton Falls.

It is hereby **PROCLAIMED** that the 31st day of August, Two Thousand and Twelve, the day being Eric N. Small's last day of employment as Town Administrator, shall be set aside in his honor.

This recognition is presented with the American Flag flown over the Town Common on August 28, 2012. Signed this 28<sup>th</sup> day of Aug, 2012.

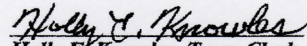
  
Charles P. Graham 2011 - 2014  
  
Maryann Kasprzak 2010 - 2013  
  
Richard P. McDermott 2009 - 2015

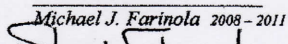
Attest: Holly E. Knowles, Town Clerk

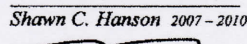
Adopted by the Hampton Falls Selectmen

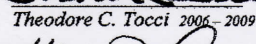
A true copy:

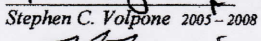
ATTEST-


  
Holly E. Knowles, Town Clerk

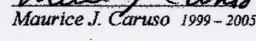
  
Michael J. Farinola 2008 - 2011

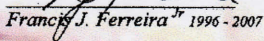
  
Shawn C. Hanson 2007 - 2010

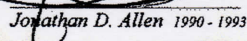
  
Theodore C. Tocci 2006 - 2009

  
Stephen C. Volpone 2005 - 2008

  
Peter C. Robert 2003 - 2006

  
Maurice J. Caruso 1999 - 2005

  
Francis J. Ferreira Jr 1996 - 2007

  
Jonathan D. Allen 1990 - 1993

Town Reports 2012 - School District Reports 2012 -2013

# Town Reports 2012 & School District Reports 2012-2013

## TOWN SERVICES

### EMERGENCY NUMBERS

#### Ambulance, Fire, Police

Ambulance & Fire  
Police

**911**

**926-3377**  
**772-4716**

### NON-EMERGENCY NUMBERS

#### PUBLIC SAFETY BUILDING

**Fire Department**

Fax (929-0587)

**926-5752**

*Chief@hffd.org*

**Police Department**

Fax (926-6042)

**926-4619**

*hfallspd@hamptonfallspd.com*

#### LIBRARY

**Hampton Falls Library**

Tuesday  
Wednesday  
Thursday  
Friday  
Saturday  
Saturday (Jun – Aug)

**926-3682**

10 a.m. – 8 p.m.

1 - 8 p.m.

10 a.m. - 6 p.m.

10 a.m. - 5 p.m.

9 – 1 p.m.

9- noon

#### PUBLIC WORKS

**Road Agent Contact Number**

**926-4618 x 3**

#### RUBBISH DISPOSAL FOR EXTENSIVE REMOVAL

Northside Carting, No. Andover, MA  
Brush Dump open Saturdays (April to November)

978-686-8604

8 a.m. – 2 p.m.

#### TOWN HALL

**Town Offices**

**Fax: 926-1848**

**Administrative Assistant**

**926-4618 Ext: 3**

*administrativeassistant@hamptonfalls.org*

Monday through Friday

8 a.m. – 4 p.m.

**Secretary**

**926-4618 Ext: 2**

*secretary@hamptonfalls.org*

Monday, Tuesday, Thursday

8:15 a.m. – 2:45 p.m.

**Bookkeeper**

**926-4618 Ext: 2**

*bookkeeper@hamptonfalls.org*

Wednesday & Friday

8 a.m. – 4 p.m. & 8 a.m. - Noon

**Town Clerk**

**926-4618 Ext: 1**

*townclerk@hamptonfalls.org*

Monday, Tuesday, Thursday

8:30 a.m.- 12 noon & 1 – 4 pm

Friday. (Sept – May)

9 a.m. - 12 noon

**Tax Collector**

**926-4618 Ext: 4**

*taxcollector@hamptonfalls.org*

Monday, Tuesday, Thursday

9 a.m. - 12 noon & 1 – 4 pm

**Building Inspector/Code Compliance/**

**926-4618 Ext: 5**

*buildinginspector@hamptonfalls.org*

**Health Officer**

8 a.m. – 12a.m.

Monday, Tuesday, Thursday

Closed Wednesday & Friday

---

**Front Cover:** Proclamation recognizing Town Administrator Eric N. Small's 26+ years of service to Hampton Falls.

**Back Cover** Veterans Day, November 11, 2012, at noon, a Monument dedication at Weare Common in Hampton Falls was held to honor all New Hampshire Veterans who served during America's wars and conflicts from April 30, 1975 to September 11, 2001.

#### **Contributors to Town Report Photos**

Thomas Boynton, Robbie Dirsa, Pam Fitzgerald, Judy Haskell, Hampton Union, Jay Lord, Tim Samway

**ANNUAL REPORTS  
FOR THE TOWN & SCHOOL OF  
HAMPTON FALLS  
NEW HAMPSHIRE**



**As Compiled by the Town Officers for the year ending December 31, 2012  
As Compiled by the School Officers for the year ending June 30, 2013**



## **DEDICATION**



### **Eric N. Small**

#### **Town Administrator**

Term of Employment  
January 20, 1986 – August 31, 2012

Eric N. Small is one of if not the longest serving administrator for a single community in New Hampshire. He began employment with the Town of Hampton Falls in 1986 when the population was 1,485 where it is now 2,235. Over time, he has worked with numerous Boards of Selectmen to ensure a balanced budget, fair and steady wages to support staff, safe and passable roads and maintained government buildings to include bringing computers and computer software forward to assist with Town services.

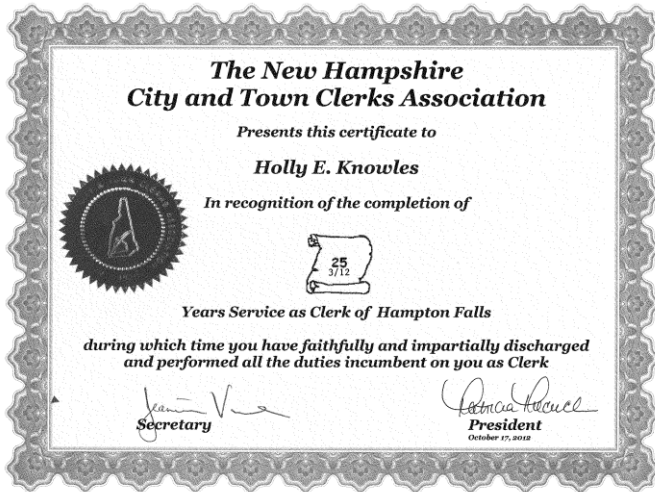
In addition to day-to-day responsibilities and continued training, Eric served on committees providing advice, direction and support for many improvements to new and existing structures as well as new and existing roads. Of note is Eric's strong interest in local history and its benefit to the Town of Hampton Falls. Long-time abandoned historical records have been saved and an annual restoration project of Hampton Falls' timeworn records takes place each year.

The Town Hall staff and Department Heads hold Eric in high regard. He has listened, supported and provided advice and assistance with regard to new ideas and improvements to services. Eric's genuine interest in the day to day needs of the Town, whether from the public, residents or staff will be missed.

We thank Eric for his professionalism and lengthy service to the Town of Hampton Falls and wish him success and all the best retirement can bring.



## DEDICATION



### Holly E. Knowles

#### Celebrating 25 Years as Town Clerk

This year, Holly was awarded her 25-year Town Clerk Certificate. She was first elected Town Clerk in 1988 although her employment with the Town of Hampton Falls began April 18, 1986.

Since Holly's election as Town Clerk, auto registration, election and other vital statistics needs have been provided at the Town Hall on Drinkwater Road as compared to years previous where one would visit the Town Clerk's home to complete transactions. Auto registration processing has evolved from manual processing using informational charts and tables, a calculator and typewriter to computerized processing.

Over the years, computers and computer software have been introduced and utilized in order to

improve upon and provide for additional Town Clerk services to residents. Today, most transactions can also be processed on line using E-Reg through the Town's web site.

Holly is usually the first person to meet and greet new residents and welcome them to Hampton Falls. In some instances, she finds herself providing assistance to the children of those residents she first met when they moved to Town.

It is the kind and genuine people like Holly who make living in a small New Hampshire town so special. We congratulate and thank you Holly for your continued exemplary service to the townspeople of Hampton Falls.

**IN MEMORIUM**



**Kenneth S. Pelton**

10/02/1915 – 07/03/2012

**Hampton Falls Grange 171 Member since 1950**  
**Boston Post Cane Holder** (06/12/2006)



**Janet Davies**

November 2, 1952 – July 19, 2012

**Volunteer Fire Department Dispatcher**



**Lawrence Rice, Jr.**

July 24, 1948 – December 15, 2012

**Old Stage Road Bridge Committee**

## THE BOARD OF SELECTMEN



*Charles P. Graham, Chairman Richard P. McDermott and Maryann Kasprzak*



## HOG REEVES & KEEPERS OF THE POUND



*Frank and Janet Perry are being sworn in as Hog Reeves and Keepers of the Pound by Town Clerk Holly E. Knowles at the February 4, 2012 Annual Town Meeting at the Lincoln Akerman School. This position dates back to the early 18<sup>th</sup> century.*

# VOLUNTEER APPLICATION

The Board of Selectmen is often in need of volunteers to serve on committees, commissions, boards and departments. If you would like to volunteer your time to the Town, please fill out this form and send it to the Town Administrator at the Town Hall.

NAME: \_\_\_\_\_ PHONE: \_\_\_\_\_

ADDRESS: \_\_\_\_\_

EMAIL ADDRESS: \_\_\_\_\_

In order to contribute to the community of Hampton Falls, I am willing to volunteer to serve on the following board(s), commission(s), committee(s) and/or projects.

- |   |   |
|---|---|
| <input type="checkbox"/> Conservation Commission  | <input type="checkbox"/> Historical Society                               |
| <input type="checkbox"/> Election Workers         | <input type="checkbox"/> Planning Board - <i>alternate</i>                |
| <input type="checkbox"/> Emergency Management     | <input type="checkbox"/> Recreation Commission                            |
| <input type="checkbox"/> Energy Committee         | <input type="checkbox"/> Solid Waste & Recycling Committee                |
| <input type="checkbox"/> Fire Department          | <input type="checkbox"/> Town Offices "Doc Star" filing system            |
| <input type="checkbox"/> Friends of the Library   | <input type="checkbox"/> Town Improvement Committee                       |
| <input type="checkbox"/> Hampton Falls Newsletter | <input type="checkbox"/> Zoning Board of Adjustment*                      |
| <input type="checkbox"/> Heritage Commission      | <input type="checkbox"/> *Training required upon conditional appointment. |

Please attach a brief statement as to why you feel qualified to serve. Thank you.

Mail Form To:           Town Administrator  
                          1 Drinkwater Road  
                          Hampton Falls, NH 03844

# TABLE OF CONTENTS

## TOWN REPORT

Ambulance	49	Rockingham Planning Commission	40
American Legion	67	Scholarship Committee	69
Assessing Department	26	Selectmen	23
Audit <i>full audit is at the Town Hall</i>	117	Solid Waste, Recycling & Brush Dump	56-58
Audited Balance Sheets	118	Statistics	9
Bookkeeper	27	Supervisors of the Checklist	25
Brush Dump	57	Tax Collector	143
Budget 2012	91	Tax Ratio	75
Building Inspector	52	Tercentenary Celebration Committee	67
Capital Improvements Program	37	Town Buildings	78
CIP Spreadsheet	41	Town Clerk	142
Cemetery Trustees	46	Town Improvement Committee	58
Code Compliance	52	Town Meeting Minutes 1812	12
Comparative Statement of		Town Meeting Minutes 1912	13
Appropriations & Expenses	129	Town Meeting Minutes 2012	15
Conservation Commission	70	Town Officers	10
Debt Service Schedule	156	Town Office Hours	Front Cover
Default Budget	98	Town Owned Land & Easements	126
Election Results - Town	16	Town Vehicles	78
Emergency Management	52	Town Warrant 2013	81
Emergency Phone Numbers	Front Cover	Treasurer	130
Energy Committee	67	Trust Funds	155
Executive	24	Vital Statistics	201
Expenditures	146	Volunteer Application Form	7
Fees & Charges	203	Wages	157
Financial Administration	26	Website	25
Financial Assistance & Grants	80	Welfare	57
Financial Report	74	Zoning Board of Adjustment	34
Fire Department	49	Spreadsheet of Activities	35
Burning of Brush	51	<b>SCHOOL REPORT</b>	
Forest Fire Warden	51	Attendance	176
Government Buildings	45	Budget	105
Health	52	Certified Staff	173
Health Agencies	61	Deliberative Session Minutes	161
Heritage Commission	37	District Officers	160
Highway Department	54	Election Results	168
Highway Safety Committee	56	Enrollment	178
Historical Society	68	Revenues & Credits	
Inventory of Valuation		Salaries	173
Joint Loss Management Committee	37	Salary Schedule	175
Library Treasurer	64	School Board	169
Library Trustees	64	School Memberships	178
Local Government Operational Chart	Back Cover	School Warrant	102
Mosquito Control	54	Special Education	179
NH Municipal Association		Superintendent	171
Old Stage Bridge Committee	56	+	
Ordinances	71		
Parks & Recreation Commission			
Planning Board	27		
Spreadsheet of Activities	29		
Road Committee	40		
Police Department	47		



## STATISTICS

**Town of Hampton Falls**

**Incorporated - 1722**

**Population (Office of State Planning) 2,235**

**Parcels of Land – 1,198**

**Land Area – 12.6 sq. miles**

**Miles of town-owned roads – 26.44**

**Type of Government – Official Ballot Referendum Town Meeting (SB 2)**

**Registered voters – 1,795**

**First Session of Town Meeting:**

Between and including the 1<sup>st</sup> and 2<sup>nd</sup> Saturdays following the last Monday in January

**Second Session of Town Meeting (Election Day):**

Second Tuesday in March

## PROPERTY TAX STATISTICS

<b>Years</b>	<b>Tax Rate Per 1,000 Valuation</b>	<b>Taxable Valuation</b>
2003	15.65	333,308,600
2004	17.70	344,730,400
2005	18.00	355,518,300
2006	19.60	367,528,800
2007	20.49	379,027,200
2008	18.76	420,413,600
2009	19.27	424,424,300
2010	19.27	429,104,700
2011	18.96	430,632,900
2012	19.98	432,786,600

## TOWN OFFICERS

### SELECTMEN

Richard P. McDermott (CH) 2015  
Maryann Kasprzak (V CH) 2013  
Charles P. Graham 2014

### TOWN ADMINISTRATOR

Eric N. Small (retired 8/31/12)

### ADMINISTRATIVE ASSISTANT

Lori A. Ruest

### MODERATOR

Roberta Burns 2014

### ASSISTANT MODERATOR

Kaylene Graham

### TOWN CLERK

Holly E. Knowles 2014

### DEPUTY TOWN CLERK

Karen M. Sabatini

### TOWN CLERK ASSISTANT

A. Jarlath Fournier

### TAX COLLECTOR

Mary Ann S. Hill 2013

### DEPUTY TAX COLLECTOR

Abigail L. Tonry

### BOOKKEEPER

Lori A. Ruest; Jessica M. Fowler eff. 10/31/12

### TREASURER

Elizabeth H. Riordan 2013

### DEPUTY TREASURER

Sharada L. Allen

### ANIMAL CONTROL OFFICER

John H. McEachern III

### ASSESSING AGENT

Diana G. Calder

### BUILDING INSPECTOR

Kevin C. Kelley resigned 8/10/12  
Mark Sikorski appointed 9/27/12

### BOARD OF ADJUSTMENT

Steven W. Bryant 2015  
John A. Deleire (CH) 2013  
David E. French (V CH) 2015  
Larry Job (A) 2015  
Frank E. Perry 2014  
Peter G. Robart 2013  
Patricia S. Young (A) 2013  
Lori A. Ruest Admin. Assist.  
Kathleen Croteau eff. 11/14/12 Secretary

## CEMETERY SEXTON

Georgiana D. Swain

## CEMETERY TRUSTEES

Jonathan Bohm 2015  
Steven W. Bryant resigned 2012  
Eugene M. Hardee 2014  
Lillian A. Walker (CH) 2013

## CODE ENFORCEMENT OFFICER

Kevin C. Kelley resigned 8/10/12

Mark Sikorski appointed 9/27/12

## CONSERVATION COMMISSION

Karen Ayers resigned 2012  
Roberta L. Burns (CH) 2014  
Dale N. Ohsberg 2015  
Bonnie French 2013  
David M. Gandt 2014  
JP Pontbriand 2015  
John J. Ratigan (A) 2015  
Nancy E. Roka (VC) 2013  
Robert K. Wiener 2014  
Emily Bowers Secretary.  
Kaylene R. Graham 2013  
Peter G. Robart (A) 2013

## DUMP ATTENDANT

Paul Michael

## EMERGENCY MANAGEMENT

Jay M. Lord, Director

## ENERGY COMMITTEE

Thomas C. Baker (LAS Rep.)

Scott H. Bieber

R. Anthony Delano (CH)

Shawn C. Hanson (VC)

Beverly P. Mutrie

John J. Ratigan

Lawrence J. Rice

Steve Sabatini

## FIRE DEPARTMENT

Jay M. Lord, Chief / Fire Warden

Russell A. Davies, Deputy Chief/Deputy Warden

### Captain/Deputy Warden

Daniel LaMontagne

Robert W. Regan

### Lieutenant/Deputy Warden

Laurence E. Anderson Jr.

Brian L. Kent, Jr.

John H. McEachern III

## HEALTH OFFICER

Kevin C. Kelley resigned 8/10/12

Mark Sikorski appointed 9/27/12

**HERITAGE COMMISSION**

David E. French (CH) 2014  
Wendy Harrington 2015  
Maryann Kasprzak Sel. Rep.  
Beverly P. Mutrie (S) 2015  
Georgiana Swain 2013  
Rachel D. Grogan 2014

**HIGHWAY AGENT**

Richard Robinson

**HIGHWAY SAFETY COMMITTEE**

Laurance E. Anderson, Jr. 2013  
Andrew Christie, Jr. 2014  
Robbie E. Dirsa 2015  
William F. Kenney 2013  
Jay M. Lord (CH) 2015  
Robert W. Regan 2013  
Richard Robinson Open

**JOINT LOSS MANAGEMENT COMMITTEE**

Laurance E. Anderson, Jr., Robbie E. Dirsa  
Judy Haskell, Kevin C. Kelley resigned, Mark Sikorski

**LIBRARY DIRECTOR**

Judy Haskell

Carol R. Sanborn – Head of Youth Services

**LIBRARY TRUSTEES**

Elaine E. Ahearn 2014  
John P. Ashak (A) 2015  
Linda H. Coe (V CH) 2015  
Beth R. Forgione (TR) 2014  
Amy M. Magnarelli (CH) 2013  
Richard P. McDermott Sel. Rep.  
Beverly P. Mutrie 2013

**OLD STAGE BRIDGE ROAD COMMITTEE**

Wayne Barker, Dick Robinson, Steve C. Volpone Jr.  
Judy B. Wilson (CH)  
Hampton Representative Nathan Page

**PARKS & RECREATION COMMISSION**

Francis J. Ferreira, Jr. (CH) 2013  
Pamela J. Fitzgerald (honorary) open  
Peter G. Robart 2013  
Larry M. Smith 2014  
Lillian L. Stan 2014  
Priscilla S. Lord 2014

**PLANNING BOARD**

Charlyn E. Brown (CH) 2015  
Maryann Kasprzak Sel. Rep.  
Anthony W. Franciosa III 2013  
Beverly P. Mutrie 2014  
Gregory Parish 2013  
Stephen C. Volpone Jr. 2014  
Abigail L. Tonry 2012  
Lori A. Ruest Ad. Asst.  
Kathleen Croteau 11/14/12 Secretary

**CAPITAL IMPROVEMENT PROGRAM COMMITTEE**

Charlyn E. Brown (CH), Maurice J. Caruso resigned,  
Maryann Kasprzak, John J. Ratigan, Peter G. Robart,  
Lori A. Ruest, Eric N. Small retired

**PLANNING BOARD ROAD COMMITTEE**

Anthony W. Franciosa III, Shawn C. Hanson  
Richard Robinson, Lori A. Ruest,  
Eric N. Small retired, Larry M. Smith (CH)

**POLICE DEPARTMENT**

Sharada L. Allen Part-time Secretary  
Thomas L. Boynton, Jr. Lieutenant  
Scott D. Cain Part-time Patrolman  
Robbie E. Dirsa Chief  
Peter Fowler Detective  
Joseph Lister Part-time Patrolman  
John H. McEachern III Part-time Patrolman  
John Mounsey Part-time Patrolman  
Bruce Preston Part-time Patrolman  
Brian Rathman Patrolman  
Scott D. Sanders Part-time Patrolman

**REPRESENTATIVES - GENERAL COURT – DISTRICT 14**

Amy S. Perkins, Seabrook, Lawrence B. Perkins, Seabrook  
Aboul B. Khan, Seabrook  
Andrews-Ahearn, E. Elaine, Hampton Falls

**REPRESENTATIVE - STATE SENATE DISTRICT. 23**

Nancy F. Stiles

**ROCKINGHAM PLANNING COMMISSION**

David E. French 2015  
Richard P. McDermott (Sel.) 2013

**SEACOAST WATERSHED ALLIANCE**

Candace J. Dolan

**SOLID WASTE & RECYCLING COMMITTEE**

Erik Caldwell, Mike R. Hastings Sr., Kenneth J. Nydam

**SUPERVISORS OF THE CHECKLIST**

Andrew Christie, Jr. 2014  
Maureen Hastings (CH) 2016  
Lillian L. Stan 2018

**TOWN IMPROVEMENT COMMITTEE**

Jack P. Fermery, Peter G. Robart (CH)  
Richard Robinson, Eric N. Small retired, Larry M. Smith  
**TERCENTENARY CELEBRATION COMMITTEE**  
Marietta L. Garavaglia and Judy B. Wilson

**TRUSTEES OF THE TRUST FUNDS**

Doreen A. Kelley, Clerk 2013  
David T. Mayes (CH/TR) 2015  
Stephen C. Volpone Jr. 2014

**WELFARE OFFICER**

Sueanne Benoit





*Voted to set up the Office of the Conftable to the highest bidder and it was struck off to Billy Dodge for two dollars and two cents.*

*Voted Billy Dodge chofen Conftable and Sworn.*

*Voted to adjourn this meeting to Tuesday the 17<sup>th</sup> Instant at three O'Clock in the afternoon.*

*March 17<sup>th</sup> 1812 met according to adjournment*

*We are now Peter Tilton Esq and John Dodge chofen Committee of audit and Sworn.*

*James Pefcott and Jofeph Tilton chofen Thythingmen and Sworn.*

*Levi Lane chofen Sealer of weights and measures and Sworn.*

*Jonathan Nafon Jofiah Prescott Theo Sanborn James Prescott and James Green chofen Hogg Reves and Sworn.*

*Mofes Bachelor Jonathan Nafon and Jofeph Perkins chofen fence viewers and Sworn.*

*Levi Lane chofen pound keeper and Sworn.*

*Joseph Perkins and John Dodge chofen surveyors of board and timber and Sworn.*

*Jofeph Perkins Esq Chofen Surveyor of wood and bark and Sworn.*

*Voted to abate all the taxes due from Henry Gorge Hufey Hoag and John Rawlins.*

*Vote to pafs over the seventh article in the warrant.*

*Voted to Raife 200 Dollars for repairing highways and bridges the Enfuing year Labour to be at 67 cents for days work*

*Voted to lay out 20 Dollars of the above 200 Dollars on the turnpike road.*

*Voted that nonrefidents shall be excluded from paying any part of the above 20 dollars.*

*Voted to Raife 360 Dollars for the use of schooling the Enfuing year.*

*Voted that each Difirect regulate their own difirect as to schooling.*

*Voted that the fire wood provided for the use of this school shall be cut and corded.*

*Voted to Raife 300 Dollars in the town tax the year Enfuing.*

*Voted that cattle horfes and sheep shall not go at large on the common and in the highway between the first day of April and the first day of November 1812.*

*Voted Jonathan Nafon Benjamin Sanborn and Theo Sanborn chofen field drivers.*

***Caleb Tilton, Town Clerk***

## **Annual Town Meeting 12<sup>th</sup> Day of March, 1912**

A. D. 1912

The State of New Hampshire.

To the inhabitants of the Town of Hampton Falls in the County of Rockingham in said State, qualified to vote in Town Affairs.

You are hereby notified to meet at the Town Hall in said Hampton Falls on Tuesday, the 12th day of March next at ten of the clock in the forenoon, to act upon the following subjects:

1. To choose all necessary Town Officers for the ensuing year.
2. To raise such sums of money as may be necessary to defray town charges for the ensuing year, and make appropriation of the same.
3. To see what action the Town will take in regard to widening the approach to the bridge at "Dodge's Mill" and raise and appropriate such sum of money as may be necessary.
4. To see if the Town will raise and appropriate the sum of one hundred dollars to be expended on the Depot Road.

Given under our hands and seal this twenty fourth day of February 1912.

Wm H. Thompson        }       Selectmen of  
J. Herbert Page        }       Hampton Falls

Hampton Falls March 12, 1912

We hereby certify that we gave notice to the inhabitants within named to meet at the time and place and for the



*New Hampshire  
Deliberative Session Minutes  
February 4, 2012  
TOWN ELECTION RESULTS  
March 13, 2012*

On motion of Arthur W. Brown it was voted to raise and appropriate the sum of \$500.00 for the town debt and interest.

On motion of James H. Brown it was voted to raise and appropriate for the Town Library the sum of \$50.00

On motion of John N. Sanborn it was voted to raise the amount of ¼ of 1 percent the amount authorized by law for Highways and Bridges.

On motion of James H. Brown it was voted to raise and appropriate the sum of ten dollars for Memorial day.

On motion of Arthur W. Brown it was voted to accept the reports of the Treasurer etc. as printed in the Town Report.

Article 3

It was voted to expend the sum of \$75.00 to widening the road at each side of "Dodge's Mill".

Article 4

On motion of John N. Sanborn it was voted to indefinitely postpone action on this article.

Voted to adjourn at 11:45

A true record~

*Attest:*

*Frank H. Lord.*

*Town Clerk*

~~~~~



***Ballot Clerks, Election Day 2012  
TOWN OF HAMPTON FALLS***

Alex Dittami introduced himself as the Moderator for today's meeting and welcomed those present. He called the Deliberative Session to order at 9 a.m., Saturday, February 4, 2012, at Lincoln Akerman School Gymnasium. Resident Larry Smith, who has served on various town committees/boards, was recognized by the Moderator and led those assembled in the pledge to the flag.

Mr. Dittami then introduced Bobbi Burns, Assistant Moderator; Holly Knowles, Town Clerk; Richard McDermott, Chairman of the Board of Selectmen; Charles Graham and Maryann Kasprzak, Selectmen; Eric Small, Town Administrator; and Maureen Hastings and Andrew Christie, Supervisors of the Checklist.

The Moderator extended thanks and congratulations to student Joey Brouillard for constructing the new voting booths as his Eagle Scout Project to be used at future elections. He then recognized the Chairman of the Board of Selectmen, Richard McDermott, who read a tribute of thanks acknowledging the service of former Selectman, Michael Farinola.



***Joey Brouillard***

Mr. Dittami thanked LAS food director, Beth Simon, for providing muffins and coffee for the meeting. Donations for the refreshments will be gratefully accepted. The Moderator also expressed thanks to Richard Oster, school custodian, who set up the gym for today's meeting.

Copies of the warrant, agenda, rules of the meeting and other handouts were available for those present. Mr. Dittami mentioned that today's Deliberative Session is the first half of Town Meeting;

the second half will be the election on Tuesday, March 13, with polls open 8 a.m. – 8 p.m. at Town Hall. Mr. Dittami then explained the conduct and rules of the meeting to include hand votes, being recognized, using microphones and facing the people being addressed.

**Article 1:** To choose all necessary town officers for the year ensuing.

On February 4, Mr. Dittami announced the registered voters who have filed to run for the various town offices. It was determined that approximately 40 people were present during the height of the Deliberative Session.

On Election Day, March 13, 2012, prior to the polls opening, the Town Clerk unsealed the ballots, and they were counted to determine the number provided for voting. The empty Accuvote machine was displayed and the zero result tape was printed. The ballots were then delivered to the ballot clerks. Assistant Moderator Roberta Burns opened the polls at 8:00 a.m. at Town Hall. She led those present in the salute to the flag and voting continued throughout the day. Pursuant to RSA 650:49, the Assistant Moderator processed the absentee ballots starting at 1 p.m. and closed the polls at 8 p.m. After the machine tape totals were printed and the write-ins were recorded, R. Burns noted the following results:

418 votes were cast out of 1,578 registered voters before the election, 1,588 Registered voters after the election on 3/13/12.

| Position & Term                   | 3/13/12 Vote                                | Candidates                                       |
|-----------------------------------|---------------------------------------------|--------------------------------------------------|
| Cemetery Trustee<br>1 for 3 years | 354                                         | Steven W. Bryant*                                |
| Library Trustee<br>1 for 3 years  | 359                                         | Linda H. Coe*                                    |
| Moderator<br>1 for 2 years        | 51 write-ins<br>7 write-ins<br>20 write-ins | Roberta Burns*<br>J. Timothy Samway<br>Scattered |
| Planning Board<br>2 for 3 years   | 320<br>301                                  | Abigail Tonry*<br>Charlyn E. Brown*              |

|                                              |                    |                                    |
|----------------------------------------------|--------------------|------------------------------------|
| Planning Board<br>1 for 1 year               | 332                | Gregory E. Parish*                 |
| Selectman<br>1 for 3 years                   | 360<br>8 write-ins | Richard P. McDermott*<br>Scattered |
| Supervisor of the Checklist<br>1 for 6 years | 355                | Lillian Lyn Stan*                  |
| Trustee of the Trust Funds<br>1 for 3 years  | 336                | David T. Mayes*                    |

**Majority vote required**

\*Denotes Winners

**Article 2:** Are you in favor of the adoption of **Amendment No. 1 for the Zoning Ordinance** which amends Article I, the definitions section by adding the definition of “billboard” and “sign, billboard.”

*A full copy of this text is available for review at the Town Hall and on the town’s website at [hamptonfalls.org](http://hamptonfalls.org).*

***This article cannot be amended at the Deliberative Session.***

***Recommended by the Planning Board  
Majority vote required***

**MOTION: L. Smith to move Article 2 as read to the official ballot**

**SECOND: C. Graham**

**PASSED**

**Results of voting on March 13, 2012:**

**YES 315 NO 85**

**ARTICLE 2 PASSED**

**Article 3:** Are you in favor of the adoption of **Amendment No. 2 for the Zoning Ordinance** which amends Article IV, 3.1.5.1 and 3.1.5.3 to change the responsible town official for issuing temporary sign permits from the Town Clerk to the Building Inspector/Code Enforcement Officer; combine Section 3.3.2 with 3.3.3 and add a new Section 3.3.2 regarding prohibiting billboard signs in town. ”

*A full copy of this text is available for review at the Town Hall and on the town’s website at [hamptonfalls.org](http://hamptonfalls.org).*

***This article cannot be amended at the Deliberative Session.***

***Recommended by the Planning Board  
Majority vote required***

**MOTION: L. Smith to move Article 3 as read to the official ballot**  
**SECOND: R. McDermott**  
**PASSED**

**Results of voting on March 13, 2012:**  
**YES 298 NO 105**  
**ARTICLE 3 PASSED**

**Article 4:** Are you in favor of the adoption of **Amendment No. 3 for the Zoning Ordinance**, Article IV, 3.1.6 of the Sign Ordinance by eliminating the word “incandescent” and replacing it with “lighting” for illuminating signs in the residential district.

*A full copy of this text is available for review at the Town Hall and on the town’s website at [hamptonfalls.org](http://hamptonfalls.org).*

*This article cannot be amended at the Deliberative Session.*  
*Recommended by the Planning Board*  
*Majority vote required*

**MOTION: B. Mutrie to move Article 4 as read to the official ballot**  
**SECOND: M. Kasprzak**  
**PASSED**

**Results of voting on March 13, 2012:**  
**YES 337 NO 65**  
**ARTICLE 4 PASSED**

**Article 5:** Are you in favor of the adoption of **Amendment No. 4 for the Zoning Ordinance**, Article IV, Section 3 – Signs – 3.1.1 – by changing the size allowed for signs in the Agricultural/Residential District to be no greater than six (6) square feet and no closer than ten (10) feet from a lot line; eliminate section 3.3.6 for clarity and consistency within the ordinance regarding sign setback requirements; and amend 3.1.2 to clarify the location of goods and services as presented on a sign being offered on a lot within the Agricultural/Residential District.

*A full copy of this text is available for review at the Town Hall and on the town’s website at [hamptonfalls.org](http://hamptonfalls.org).*

*This article cannot be amended at the Deliberative Session.*  
*Recommended by the Planning Board*  
*Majority vote required*

**MOTION: B. Mutrie to move Article 5 as read to the official ballot**  
**SECOND: C. Graham**  
**PASSED**

**Results of voting on March 13, 2012:**  
**YES 294 NO 101**  
**ARTICLE 5 PASSED**

**Article 6:** Are you in favor of the adoption of **Amendment No. 5 for the Zoning Ordinance**, Article III, Section 12 – Home Occupation – 12.4.1.9 – by ensuring the sign ordinance size requirement of six (6) square feet matches the sign size requirement as specified for Level II Home Occupations in the Agricultural/Residential District.

*A full copy of this text is available for review at the Town Hall and on the town’s website at [hamptonfalls.org](http://hamptonfalls.org).*

*This article cannot be amended at the Deliberative Session.*  
*Recommended by the Planning Board*  
*Majority vote required*

**MOTION: L. Smith to move Article 6 as read to the official ballot**  
**SECOND: R. McDermott**  
**PASSED**

**Results of voting on March 13, 2012:**  
**YES 295 NO 100**  
**ARTICLE 6 PASSED**

**Article 7:** Are you in favor of the adoption of **Amendment No. 6 for the Zoning Ordinance**, Article III, 3.1.13 – Accessory Dwelling Unit, by lowering the maximum permissible size requirement, prohibiting condominiumization of accessory units, and require proposed detached accessory dwelling units to come before the Planning Board for a conditional use permit.

*A full copy of this text is available for review at the Town Hall and on the town’s website at [hamptonfalls.org](http://hamptonfalls.org).*

*This article cannot be amended at the Deliberative Session.*  
*Recommended by the Planning Board*  
*Majority vote required*

**MOTION: L. Smith to move Article 7 as read to the official ballot**  
**SECOND: C. Graham**  
**PASSED**



**Results of voting on March 13, 2012:**

**YES 253 NO 138**

**ARTICLE 7 PASSED**

**MOTION: S. Volpone to appoint Frank and Janet Perry as 2012 HOG REEVES AND KEEPERS OF THE POUND**

**SECOND: C. Graham PASSED**

**The couple was sworn in to office by the Town Clerk and received the "official badge of office."**

Prior to considering Article 8, Mr. Dittami recognized R. McDermott who explained that the selectmen would alternately review the budget line-by-line by account number, allowing for questions along the way. C. Graham then referred those present to an overview sheet which identified which areas in the budget were increased as well as the reasons for those increases.

**Article 8:** "Shall the Town of Hampton Falls raise and appropriate as an operating budget, not including appropriations by special warrant articles and other appropriations voted separately, the amounts set forth on the budget posted with the warrant or as amended by vote of the first session, for the purposes set forth therein, totaling **\$2,379,400**. Should this article be defeated, the default budget shall be **\$2,403,100** which is the same as last year, with certain adjustments required by previous action of the Town of Hampton Falls or by law; or the governing body may hold one special meeting, in accordance with RSA 40:13, X and XVI, to take up the issue of a revised operating budget only." (This warrant article does not include appropriations in any other warrant article.)

*Recommended by the Board of Selectmen*

**Yes: 3 No: 0**

*Majority vote required*

**MOTION: T. Samway to move Article 8 as read to the official ballot**

**SECOND: C. Brown**

**ARTICLE 8 was discussed line-by-line PASSED**

**Results of voting on March 13, 2012:**

**YES 345 NO 47**

**ARTICLE 8 PASSED**

**MOTION: R. McDermott to limit reconsideration of Article 8 going forward**

**SECOND: C. Brown**

**PASSED**

**Article 9:** To see if the town will vote to appoint the Board of Selectmen as agents to expend the following Capital Reserve Funds (CRF):

| <b>Names of the CRF:</b> | <b>Year Created:</b> |
|--------------------------|----------------------|
| Conservation Land        | 1987                 |
| Fire Truck               | 1987                 |
| Landfill Closure         | 1998                 |
| Police Cruiser           | 1994                 |

*Recommended by the Board of Selectmen*

**Yes: 3 No: 0**

*Majority vote required*

**MOTION: L. Smith to move Article 9 as read to the official ballot**

**SECOND: C. Graham**

**MOTION: B. Mutrie to amend Article 9 to add another column to include amounts**

**SECOND: D. Janik**

**AMENDED MOTION DID NOT PASS**

**ORIGINAL MOTION TO MOVE ARTICLE 9 AS READ TO THE OFFICIAL BALLOT PASSED**

**Results of voting on March 13, 2012:**

**YES 317 NO 82**

**ARTICLE 9 PASSED**

**Article 10:** To see if the town will vote to authorize the Board of Selectmen to increase the following schedule of fees:

| <b>Type of Fee</b>                          | <b>Current Fee</b> | <b>Proposed Fee</b> |
|---------------------------------------------|--------------------|---------------------|
| Building Permit Fee for first \$5,000 Value | \$20               | \$25                |
| Driveway Permit                             | \$30               | \$35                |
| Hawkers and Peddlers Permit                 | \$15               | \$20                |
| Master Plan Books                           | \$15               | \$20                |
| Oil Burner Inspection                       | \$40               | \$50                |
| Plumbing Permit                             | \$50               | \$60                |
| Recycling Bin                               | \$10               | \$15                |
| Septic System Plans (Copy Fee per Set)      | \$20               | \$25                |

*Recommended by the Board of Selectmen*

Yes: 3 No: 0

*Majority vote required*

**MOTION: T. Samway to move Article 10 as read to the official ballot**

**SECOND: G. Parish**

**MOTION: F. Perry to amend Article 10 to incorporate changes reflected on his submitted chart**

The Moderator stated he would not allow this amendment because new fee types cannot be added to an existing Article

**MOTION: F. Perry to amend Article 10 to increase Building Permit Fees from \$5 to \$6 per thousand, keep Plumbing Permit fees at \$50 and decrease Septic System Plan fees from the proposed \$25 to \$0**

**SECOND: J. Lord**

**AMENDED MOTION DID NOT PASS**

**ORIGINAL MOTION TO MOVE ARTICLE 10 AS READ TO THE OFFICIAL BALLOT PASSED**

**Results of voting on March 13, 2012:**

**YES 240 NO 162**

**ARTICLE 10 PASSED**

**Article 11:** To see if the town will vote to raise and appropriate the sum of **\$1,300** which will be used to carry out the duties of the Heritage Commission as specified in RSA 674:44-b, which includes but is not limited to conducting an historic resources survey. *The balance in the Heritage Fund is \$2,100.*

*Recommended by the Board of Selectmen*

Yes: 3 No: 0

*Majority vote required*

**MOTION: T. Samway to move Article 11 as read to the official ballot**

**SECOND: C. Brown**

**PASSED**

**Results of voting on March 13, 2012:**

**YES 255 NO 155**

**ARTICLE 11 PASSED**

**Article 12:** To see if the town will vote to raise and appropriate the sum of **\$1,000** to be placed in Tercentenary Celebration Capital Reserve Fund, established in 2011. *The balance in this fund is \$1,000.*

*Recommended by the Board of Selectmen*

Yes: 3 No: 0

*Majority vote required*

**MOTION: D. French to move Article 12 as read to the official ballot**

**SECOND: C. Brown**

**PASSED**

**Results of voting on March 13, 2012:**

**YES 268 NO 140**

**ARTICLE 12 PASSED**

**Article 13:** To see if the town will vote to raise and appropriate the sum of **\$20,000** for the purpose of making a one-time recognition of service payment to town employees which will not be built into existing wage schedules, as follows:

- **Full time employees** \$1,200.
- **Part time employees and town officials:** 3% of base pay not including overtime, details, or any other special compensation, provided base pay earnings exceed \$5,000.

*Recommended by the Board of Selectmen*

Yes: 3 No: 0

*Majority vote required*

**MOTION: L. Smith to move Article 13 as read to the official ballot**

**SECOND: L. Walker**

**PASSED**

**Results of voting on March 13, 2012:**

**YES 169 NO 242**

**ARTICLE 13 DID NOT PASS**

**Article 14:** To see if the town will vote to raise and appropriate the sum of **\$1,500** to upgrade the former selectmen's office to new office space, improvements to include but are not limited to electrical, lighting, telephone and networking. This will be a non-lapsing appropriation per RSA 32:7, VI and will not lapse until the project is complete or by December 31, 2017, whichever is sooner.

*Recommended by the Board of Selectmen*

Yes: 3 No: 0

*Majority vote required*

**MOTION: C. Brown to move Article 14 as read to the official ballot**

**SECOND: J. Lord**

**PASSED**

**Results of voting on March 13, 2012:**

**YES 234 NO 177**

**ARTICLE 14 PASSED**

At this time Selectman Chairman R. McDermott recognized and thanked Kaylene Graham for her extensive volunteer efforts in helping to clean out and reorganize the attic and offices at Town Hall.

**Article 15:** To see if the town will vote to raise and appropriate the sum of \$20,000 to be placed in the Town Hall Capital Reserve Fund, established in 2011, to continue the long term maintenance, cost savings and energy efficient improvements to the Town Hall.

*Recommended by the Board of Selectmen*

Yes: 3 No: 0

*Majority vote required*

**MOTION: L. Smith to move Article 15 as read to the official ballot**

**SECOND: R. Robinson**

**PASSED**

**Results of voting on March 13, 2012:**

**YES 269 NO 142**

**ARTICLE 15 PASSED**

**Article 16:** To see if the town will vote to establish an Old Library Building Capital Reserve Fund under the provisions of RSA 35:1 for the maintenance of said building, including but not limited replacing the siding, and to raise and appropriate the sum of \$5,000 to be placed in this fund and to appoint the selectmen as agents to expend said fund.

*Recommended by the Board of Selectmen*

Yes: 3 No: 0

*Majority vote required*

**MOTION: C. Graham to move Article 16 as read to the official ballot**

**SECOND: R. McDermott**

**MOTION: C. Graham to amend Article 16 to add the word "to" between the words limited and replacing**

**SECOND: R. McDermott**

**AMENDED MOTION PASSED**

**ARTICLE 16 AS AMENDED PASSED TO BE MOVED TO THE OFFICIAL BALLOT**

**Results of voting on March 13, 2012:**

**YES 252 NO 158**

**ARTICLE 16 PASSED**

At 11:20 a.m. A. Dittami announced a short break

At 11:35 a.m. the meeting was called back in session by the Moderator

**Article 17:** To see if the town will vote to raise and appropriate the sum of \$19,000 to be placed in the Police

Cruiser Capital Reserve Fund, established in 1994, for the purpose of purchasing police cruisers. *The balance in this fund is \$32.*

*Recommended by the Board of Selectmen*

Yes: 3 No: 0

*Majority vote required*

**MOTION: C. Brown to move Article 17 as read to the official ballot**

**SECOND: D. Robinson**

**PASSED**

**Results of voting on March 13, 2012:**

**YES 254 NO 160**

**ARTICLE 17 PASSED**

**Article 18:** To see if the town will vote to establish a Four Wheel Drive Police Vehicle Capital Reserve Fund (three year program) under the provisions of RSA 35:1 to replace the 1997 Four Wheel Drive GMC with a fully equipped four wheel drive vehicle and to raise and appropriate the sum of \$15,000 to be placed in this fund and to appoint the selectmen as agents to expend said fund.

*Recommended by the Board of Selectmen*

Yes: 3 No: 0

*Majority vote required*

**MOTION: T. Samway to move Article 18 as read to the official ballot**

**SECOND: R. McDermott**

**PASSED**

**Results of voting on March 13, 2012:**

**YES 186 NO 206**

**ARTICLE 18 DID NOT PASS**

**Article 19:** To see if the town will vote to establish a Fire Department Mezzanine Capital Reserve Fund under the provisions of RSA 35:1 to extend the mezzanine in the fire bays for storage purposes and to raise and appropriate the sum of \$8,500 for said purpose. This is a two phase project with the second half of the funds to be requested at next year's town meeting.

*Recommended by the Board of Selectmen*

Yes: 3 No: 0

*Majority vote required*

**MOTION: T. Samway to move Article 19 as read to the official ballot**

**SECOND: L. Walker**

**MOTION: J. Lord to strike the words "for said purpose" after \$8,500 and replace them with "to be placed in this fund and to appoint the selectmen as agents to expend said fund."**

**SECOND: C. Graham**

**AMENDED MOTION PASSED  
ARTICLE 19 AS AMENDED PASSED TO BE  
MOVED TO THE OFFICIAL BALLOT**

**Results of voting on March 13, 2012:  
YES 209 NO 182  
ARTICLE 19 PASSED**

**Article 20:** To see if the Town will vote to raise and appropriate the sum of **\$25,000** to add to the Fire Truck Capital Reserve Fund, established in 1987, for the purpose of buying a fire engine in accordance with RSA 35:1. *The balance in this fund is \$25,600.*

*Recommended by the Board of Selectmen*  
**Yes: 3 No: 0**  
*Majority vote required*

**MOTION: C. Brown to move Article 20 as read to the official ballot  
SECOND: D. French  
PASSED**

**Results of voting on March 13, 2012:  
YES 235 NO 156  
ARTICLE 20 PASSED**

**Article 21:** To see if the Town will vote to raise and appropriate the sum of **\$9,000** to purchase 20 pagers (final phase) used by the Hampton Falls Fire and Ambulance departments; said pagers would replace 20 older ones that will become obsolete in 2013 due to FCC “narrow banding” of radio frequencies. This will be a non-lapsing account per RSA 32:7, VI and will not lapse until the pagers are purchased or by December 31, 2017, whichever is sooner.

*Recommended by the Board of Selectmen*  
**Yes: 3 No: 0**  
*Majority vote required*

**MOTION: C. Graham to move Article 21 as read to the official ballot  
SECOND: R. McDermott  
PASSED**

**Results of voting on March 13, 2012:  
YES 301 NO 94  
ARTICLE 21 PASSED**

**Article 22:** To see if the town will vote to raise and appropriate the sum of **\$55,000** to add to the Highway Maintenance Capital Reserve Fund for the purpose of maintaining the town’s roads. *The balance in this fund is \$60,500.*

*Recommended by the Board of Selectmen*  
**Yes: 3 No: 0**  
*Majority vote required*

**MOTION: C. Graham to move Article 22 as read to the official ballot  
SECOND: C. Brown  
PASSED**

**Results of voting on March 13, 2012:  
YES 272 NO 119  
ARTICLE 22 PASSED**

**Article 23:** To see if the Town will vote to raise and appropriate the sum of **\$27,000** for a mosquito control program that will include an early detection system for diseases, larviciding and spot adulticiding for 2012. This will be a non-lapsing account per RSA 32:7, VI and will not lapse until the project is completed or by December 31, 2017, whichever is sooner.

*Recommended by the Board of Selectmen*  
**Yes: 3 No: 0**  
*Majority vote required*

**MOTION: L. Smith to move Article 23 as read to the official ballot  
SECOND: R. McDermott  
PASSED**

**Results of voting on March 13, 2012:  
YES 289 NO 106  
ARTICLE 23 PASSED**

**Article 24:** To see if the town will vote to raise and appropriate the sum of **\$6,000** to add to the Library Improvement Capital Reserve Fund, established in 2010, for the purpose of making improvements to the library building and grounds. *The balance in this fund is \$13,600.*

*Recommended by the Board of Selectmen*  
**Yes: 3 No: 0**  
*Majority vote required*

**MOTION: C. Graham to move Article 24 as read to the official ballot  
SECOND: B. Mutrie  
PASSED**

**Results of voting on March 13, 2012:  
YES 229 NO 167  
ARTICLE 24 PASSED**

**Article 25:** To see if the Town will vote to raise and appropriate the sum of **\$20,000** to be used to fund

maintenance and improvements to the Library, including but not limited to upgrading the library computer system. This appropriation will be offset by private sources and Library invested funds. This is a special warrant article. NO IMPACT ON TAX RATE.

*Recommended by the Board of Selectmen*

Yes: 3 No: 0

*Majority vote required*

**MOTION: B. Mutrie to move Article 25 as read to the official ballot**

**SECOND: R. McDermott**

**MOTION: T. Samway to amend Article 25 to remove the words "NO IMPACT ON TAX RATE."**

**SECOND: C. Graham**

**AMENDED MOTION DID NOT PASS**

**ORIGINAL MOTION PASSED**

**Results of voting on March 13, 2012:**

**YES 273 NO 117**

**ARTICLE 25 PASSED**

**Article 26:** To see if the town will vote to appoint the Board of Library Trustees as agents to expend the Library Expansion Capital Reserve Fund, created in 1987. *The balance in the fund is \$712.*

*Recommended by the Board of Selectmen*

Yes: 3 No: 0

*Majority vote required*

**MOTION: B. Mutrie to move Article 26 as read to the official ballot**

**SECOND: C. Brown**

**PASSED**

**Results of voting on March 13, 2012:**

**YES 305 NO 89**

**ARTICLE 26 PASSED**

**Article 27:** To transact any other business as may come before this meeting.

D. French expressed thanks to the Selectmen for their hard work and dedication during the past year.

**MOTION at 12:25 p.m.: L. Walker to adjourn the 2/4/12 Deliberative Session**

**SECOND: F. Ferreira**

**PASSED**

**MEETING ADJOURNED**

**A TRUE COPY ATTEST:**

*Holly E. Knowles  
Hampton Falls Town Clerk*



**Selectman Charles P. Graham, Chairman Richard P. McDermott,  
Vice Chairwoman Maryann Kasprzak**

***Building Inspector Mark Sikorski, Police Chief Robbie Dirs, Administrative Assistant Lori Ruest,  
Tax Collector Mary Ann Hill, Fire Chief Jay Lord, Road Agent Dick Robinson***

## BOARD OF SELECTMEN

We extend sincere thanks to the many volunteers who donate valuable time to serve on the various boards, committees, and commissions which help Hampton Falls run effortlessly. We also thank our full-time and part-time employees who serve the Town for their dedication and work ethic.

Two other departments deserve thanks as well. The Volunteer/Call Fire Department members along with our Police Department personnel both are worthy of extra praise given their exemplary efforts during emergency events to include storms. We also extend thanks to their families for their support.

Again this year, thanks are extended to the Town Improvement Committee, Building Inspector and Road Agent for their assistance in completing the re-siding of another side of the Town Hall building as well as their efforts in continually considering safety improvements and energy savings.

2012 brought about the re-election of Richard P. McDermott, for a second term as member of the Board of Selectmen.

A number of personnel changes have occurred during 2012 to include Town Administrator Eric N. Small retiring effective August 31. Building Inspector Kevin C. Kelley left employment with Hampton Falls in order to accept a Building Inspector's position with North Hampton. Mark Sikorski was then hired as a part-time Building Inspector/Code Compliance Officer/Health Officer. Administrative Assistant Lori A. Ruest was endorsed to fulfill the responsibilities of Eric N. Small and two new part-time employees were hired for the positions of Bookkeeper and Secretary to the Planning Board, Zoning Board of Adjustment, Board of Selectmen, Administrative Assistant to include permit paperwork preparation assistance to the Building Inspector.

Unanticipated reductions in State funding continue to affect the budgeting of Town expenses. The economy throughout the country is recovering slowly and most continue to struggle financially. As Chairman, I asked that the Board of Selectmen continue to look for cost reductions that would not negatively impact services.

Given the changes in personnel and employee benefits, the Board made efforts to level fund the budget while addressing the need to consider wage adjustments. A Compensation Committee was established to review health insurance benefits and wages. The Board accepted the recommendations of the Committee and included funds in the budget based on the recommendations. After a number of meetings, as our

deadline approached, we arrived at a budget that increased by only .16% or \$3,900.

Our partnership with the UNH group, Technology Transfer Center Field Staff (RSMS – Road Surface Management Software) continues. This assistance has been helpful in identifying and addressing five criteria for maintaining our roads infrastructure over the next 10 years. This information was used for budget preparation again this year. This allows the Board to project the cost for road improvements by each criterion.

During 2012, the Board:

- Updated and amended a list of Selectmen's Policies.
- Finalized the Comcast Cable Franchise contract.
- Moved the tax Assessor to the "rehabilitated" old selectmen's office.
- Attended LAS School Board Meetings and the Library Trustees meetings as Selectmen's Representative for better communication / information flow.
- Strived to respond to residents in a timelier manner.

The Board thanks the residents of Hampton Falls for continued support in volunteerism and fundraising efforts which make Hampton Falls the wonderful community it is.

*Richard P. McDermott, Chairman*



*Beverly Woodward  
Boston Post Cane Holder August 23, 2012*



## **EXECUTIVE**

### **Annual School & Town Report**

The Board accepted Image Wise of Hampton Falls to produce the annual report book.

The 2012 Town and School Report has been forwarded to the printer. Again, an effort to keep costs down has been made by having a lesser number of reports printed. Annual reports will be made available for **pick-up** the first week of March from the Town Hall, Library and Post Office during regular business hours. It is requested that one copy per household be obtained.

### **Comcast Franchise Negotiations**

Negotiations began in 2010 for the renewal of the town's cable franchise with the hiring of the firm of Donahue, Tucker & Ciandella, PLLC.

Kate Miller of DTC has provided the Board with a proposed five-year franchise agreement which includes cable access to the old library building. The Board has finalized the cable television franchise renewal for Hampton Falls with a five year contract.

### **Conservation Land**

In 2010, Selectmen took action to obtain full ownership of the Niebling land (8 acres) on Nason Road. This land had been given to the town as a "conservation easement deed with Remainder Interest" by Richard Niebling of Exeter in 1989.

The Conservation Commission is in the process of placing this land in a conservation easement to prevent future development. Warrant Article 5/2013 is before the voters for consideration.

### **Farmer's Market**

Thanks to the efforts of Suzanne Veilleux and John Ashak, a Farmer's Market continues to take place on Monday afternoons at the Town Common.

Established in May, 2011, Selectmen conditionally approve a farmer's market from June through October with several conditions, involving state licensing and scale inspections, certificate of liability and cooperation with public safety officials in policing parking of vehicles.

### **Perambulation of Town Bounds**

Selectmen appointed Town Administrator Eric Small to represent the town during the perambulation of bounds with the town of Kensington. Every seven years the boundary markers must be identified.

The markers are most always granite posts with the initials – "H.F" and "K" chiseled onto the top side of the stone. A document is signed by both town representatives and is filed at the registry, verifying the location of these markers. This is the process of perambulating the bounds which has been law for several hundred years.

### **Property-Liability Insurance**

The Board voted to participate in a Contribution Assurance Program (CAP) for fiscal year 2013 (7/1/2012 – 6/30/2013) as well as an additional two years with the CAP program (7/1/2012 – 6/30/2015). A multi-year discount of 5% is also available to the Town of Hampton Falls.

This program guarantees the annual premium contribution during a defined period of years will not exceed seven percent. This program is not a rate cap but an overall cap. If the town did not participate in this new program, it would have experienced a rate increase of 12 percent due primarily to claims experience and rate increases.

This new program also changed from a fiscal year to a calendar year, so that in 2012, the town had to raise half of the premium, as the second half of the premium from January to June was paid in 2011. The 2013 budget reflects the full annual premium of \$30,000.

### **Town Office Hours**

Due to the changes in personnel and employment status, the policy to keep the Town Hall open five days a week was changed. The Town Hall is open Monday, Tuesday, and Thursday from 8 am to 4 pm, and Friday mornings, September through May, for Town Clerk services. The Town Hall is closed on Wednesdays and Friday afternoons. The policy of the Town Hall being closed if there was only one person in the office continues to be in place.

### **Selectmen's Meetings**

The Board of Selectmen meets on the first and third Wednesdays of each month at 6:30 p.m. at the Town Hall. Thursday afternoons before the Wednesday meeting is the cut-off date for adding new subjects to our agenda, and at the end of old and new business, there is a line on the agenda called "Public Comment" where the public is encouraged to speak on matters discussed earlier in the meeting.

In order to improve communications with departments and committees, each Board member is assigned the task of attending meetings of the Energy Committee, Fire Department, Heritage Commission, Library Trustees, Planning Board and School Board.

## ACKNOWLEDGEMENTS

We are grateful for the significant role town officials, department heads, and employees play in the successful operation of our town government.

Special acknowledgement is extended to Town Administrator Eric N. Small for his 26+ years of service to the Town of Hampton Falls. We wish him well and all the best retirement can bring.

We also thank all citizens who have volunteered their time to the various Town offices, committees and projects over this past year. It helps to make Hampton Falls a special place in which to live.

*Richard P. McDermott, Chairman  
Maryann Kasprzak  
Charles P. Graham*

\*\*\*\*\*

## FOR ELECTION RESULTS PLEASE VISIT [hamptonfalls.org](http://hamptonfalls.org)

\*\*\*\*\*

## WEBSITE

The Town web site at [www.hamptonfalls.org](http://www.hamptonfalls.org) was updated to a modern format. Please visit to explore and get a feel for the types of information provided for you outside regular Town Hall business hours.

The public now has the opportunity to *subscribe to various [town notices](#), [agendas](#), [the town newsletter](#) and [public service and public safety announcements](#)*. Whenever a new event or document is posted to the “subscribe to” portion of the Web site, subscribers receive a copy of that posting in their personal E-mail box, automatically.

Please NOTE that the Town/Library/School newsletter is no longer printed in paper form. This change took effect September 2012. The newsletter is now available to view on line at [www.hamptonfalls.org](http://www.hamptonfalls.org) or by subscription. Those residents without access to the internet can contact the Town Hall to be added to a listing.

It is not necessary to visit the web site, although we encourage you to do so, since not all matters will be subscribable. Should a resident decide that there is no longer an interest in receiving notices automatically,

there is a form or section on the “subscribe to” web page to remove your name from the list.

Efforts are made to keep this web site’s information as current as possible. Please watch for voting results and budget information that are posted as soon as they become available. Should you have questions regarding the web site, please contact the Town Hall. Hope you find the information on the Town of Hampton Falls’ web site helpful. Thank you for visiting!

## SUPERVISORS OF THE CHECKLIST

The Supervisors began 2012 by attending the Town of Hampton Falls Deliberative Session, The Winnacunnet High School Deliberative Session, and the Hampton Falls School District Deliberative Session. The Town General Election took place on March 13, 2012, State Primary Election Day on September 11, 2012 and the General Election Day on November 6, 2012. The Supervisors held meetings during the year: January 24, March 3, April 28, June 5, September 4, and October 27, 2012.

Throughout the year, we attended Election-Net training sessions in Concord, maintained an accurate checklist, held Supervisor of the Checklist Sessions for corrections to the checklist, accepted new voter registrations, verified that at least 25 names on every Citizen Petition are registered voters in town and we changed requested party affiliations. Post-election duties included manually scanning the election history results into the state-wide computer system. The checklist is also used for jury duty selection by the Court System.

To date, there are 1,753 registered voters in Hampton Falls, Republican voters total 715; Democrat voters total 264 and 774 are non-affiliated.

We keep an updated Alpha Checklist of all active Hampton Falls voters on the shelf located in the lobby at the town hall. All voters are encouraged to regularly check their party affiliation status in that book to ensure that they are registered for their desired party. This is especially important for Undeclared (or Independent) party affiliates who often change their party affiliation during Primary Elections.

The checklist is updated before every election during the 10 days between the Supervisors sessions and the election. We also update the checklist after each election when we may receive new registrations, changes in party affiliations, and corrections from Election Day. We remove names from the checklist when a death occurs, or when voters move from Hampton Falls and re-register at another location, or when we receive notification from that city or town.

Any person may register to vote with the Supervisors of the Checklist at any election as long as they meet all the qualifications:

**Age** – A person must be 18 years of age.

**Citizenship** – A person must be a citizen of the United States or show naturalizations papers.

**Domicile** – A person must have a domicile in the community.

Filling out the voter registration cards must be done in person, as we need to witness your signature and see your identification.

The Supervisors meet 10 days before state elections, between 11:00 – 11:30 a.m. If the Saturday session falls on a Holiday Weekend (Labor Day), then the Supervisors will meet on the Tuesday (7 days before the election between 7:00 p.m. and 7:30 p.m.). They also meet for one session for corrections and additions to the checklist prior to the filing period for state offices or the presidential primary.

Before a presidential primary, the session shall be on the Friday preceding the first day of the filing period between 7:00 p.m. and 7:30 p.m. For a State Primary, the session must be on the Tuesday before the first Wednesday in June. For SB2 Towns, the Supervisor’s session shall be held on Saturday 6-13 days prior to the deliberative session.

It’s our pleasure to serve the residents of Hampton Falls.

*Supervisors of the Checklist  
Maureen Hastings, Andrew Christie, Lyn Stan*

## **ASSESSING DEPARTMENT**

Our level of assessment in 2012 is being determined by the NH Department of Revenue Administration (DRA) as I write this. We had 24 qualified sales between 10/01/2011 and 9/30/2012, the time frame used to calculate the ratio. The DRA performs a ratio study annually for all communities. Our median level of assessment is now 105% of market value. This is 4% lower than last year. This does not mean that people are paying more than their “fair share” of taxes. Our COD (measure of equity between the assessments of different properties) is under 10 and this is considered excellent. The average single family residence (SFR) sold for \$423,381 during that time frame. “Average” means all of the sale prices of SFRs were summed and divided by the number of sales. I will continue to visit all properties that sell to verify that our data is accurate and to ensure that only arms-length transactions are used for our ratio studies. Sales of foreclosed properties and “short sales” are not considered “arms-length-transactions”.

2013 is an “Update Year.” We are required by the NH Assessing Standards Board to “create the values anew once every 5 years”. The average assessment will not change by more than 5%. A notice of the new assessment will be mailed to you in July 2013.

Any of you who have received a letter from the Deputy Tax Collector Abby Tonry regarding Current Use documentation and have not responded to her request, it’s not too late.

Copies of all property record cards, containing the data on which the assessments are based, are available in the conference room of the Town Hall during regular office hours for your review. There is also a sales book available which is updated monthly as deeds are received. The assessment model is based on an Update performed for April 1, 2008.

I am a part-time employee of the Town, so I am not in the office on a daily basis. I am available to meet with you when I am in the office to answer any of your questions. The Tax Collector’s office has my appointment calendar should you wish to schedule a meeting.

It has been a pleasure serving the Town of Hampton Falls this year.

*Diana G. Calder, Assessing Agent*

## **FINANCIAL ADMINISTRATION**

### **Assessing Department**

The Department of Revenue Administration conducted its annual sales-assessment ratio study using market sales from October 1, 2011 to September 30, 2012. The overall median sales-assessment ratio for land, buildings and manufactured housing for Hampton Falls in 2012 is 105%.

### **Audit**

For 20 years, the Town has contracted with the auditing firm of Plodzick and Sanderson of Concord, N.H. Although the complete audit is no longer printed in the town report, it is available at the Town Hall.

Selectmen signed a three year contract with Plodzick & Sanderson.

## **Bookkeeper & Secretary**

Following the retirement of Town Administrator Eric N. Small, the Board of Selectmen created these two part-time positions. Please welcome Bookkeeper Jessica Fowler and Secretary Kathleen Croteau.

## **Customer Service Mission Statement**

Staff meetings are held quarterly, or more often as needed. A customer service mission statement was considered and adopted in 2012.

## **Health Insurance**

The NH Local Government Center Health Trust provides the town's health insurance which offers employees three different health plans. In 2013, the insurance premium increased by 7.5%

A five-year, five-step program in which employees met a 20% contribution was finalized in 2012. Employees that enroll in a lower costing plan pay 15%.

## **Invested Funds**

Treasurer Elizabeth Riordan invests all special funds (Road Construction, Site Plan and Impact Fees) with the NH Public Deposit Investment Pool. She invests the town's general fund monies primarily with the Ocean Bank in Hampton and with the Provident Bank in Seabrook.

All of the town's invested funds are fully insured by these institutions. In addition to \$250,000 insurance by the FDIC, the Provident Bank protects all deposits over \$100,000 through the Depositors Insurance Fund.

## **Operating Budget**

On March 12, voters will have a choice of approving the proposed budget of \$2,383,300 or (if the voters do not approve it) the default budget of \$2,386,756. The default budget is the previous year's budget where one-time expenses are removed and increases in contracts, state mandates and previous obligations are added. The proposed budget is \$3,900 less than the default.

## **Tax Rate**

Due to cuts in staffing at the Department of Revenue Administration, the DRA agent is no longer allowed to come to the Town Hall but rather a meeting is held by conference call to set the tax rate. This system continued in 2012.

## **Wages**

Due to the state of the economy, Selectmen did not approve any cost of living increases. Some employees received their scheduled step increase.

In 2012, the Board appointed a Compensation Committee to review employee benefits and wages. A recommendation of the Committee has been received and adopted by the Board and funds have been included in the 2013 budget..

*Lori A. Ruest, Administrative Assistant*



## **BOOKKEEPING**

Financial records and reports are prepared within internal control procedures approved by the Selectmen to include review, authorization and payment of invoices and payroll. Accounts Payable is processed twice per month and Payroll is processed bi-weekly for full-time and regularly scheduled part-time employees and once monthly for other part-time employees.

Check warrant reports outlining the payments made were provided to the Town Administrator and Selectmen for review and approval and the Treasurer released funds, as requested. Monthly reconciliations are prepared by the Bookkeeper and Treasurer for balancing and Expenditure and Budget Status reports are provided to the Selectmen monthly. Year-end reports are made part of this town report.

An annual audit is conducted by Plodzik and Sanderson in January each year and the resulting report is made part of this annual town report.

*Lori A. Ruest, Bookkeeper*

## **PLANNING BOARD**

The membership of the Planning Board remained the same as 2011 for 2012 as Charlyn Brown and Abigail Tony were re-elected in March for another three – year term and Greg Parish was elected to a one – year term to fulfill a term of a vacated seat. The Board remained without an alternate until the Chairman nominated and the Board elected Paul Stone as an alternate in June. The members of the Planning Board once again elected Charlyn Brown to serve as its Chairman and Anthony Franciosa to continue as Vice Chairman. The remaining board members are Beverly Mutrie, Steve Volpone and Maryann Kasprzak, who is the Selectmen's

Representative. The Planning Board has the services of Dylan Smith, Circuit Rider Planner of the Rockingham Planning Commission and the Hampton Falls Building Inspector Mark Sikorski who replaced Kevin Kelley, who resigned in July. Another change was the loss of Lori Ruest as the Board's Administrative Assistant in the fall and the gain of Kathy Croteau as the Planning Board's Secretary.

The Planning Board has three committees (Capital Improvement Program Committee, Road Committee and Ordinance and Regulations Review Committee) that address various Board responsibilities. These committees, consisting of Board members as well as other Town residents, provide information to the Board that helps in final decision making.

A public hearing was held on October 23<sup>rd</sup> to consider the following proposed amendment to Articles 1 and 4 of the Zoning Ordinance which were forwarded, with the Board's recommendation, to the Board of Selectmen for inclusion on the March 2013 Warrant:

**Amend** – Article 4 to add Section 10 AGRICULTURAL ANIMALS

Agricultural animals, as defined by this ordinance, require minimum facilities and care as defined herein.

10.1 Animal buildings, keeping areas and waste material storage areas, shall be a minimum of 50' from all property lines, 75' from private water wells, and 100' from surface water bodies and wetland areas. Grazing areas are not subject to these setbacks.

10.2 Siting and operation shall be subject to the application of the NH Department of Agriculture, Markets and Food Manual of Best Management Practices (BMPs) for Agriculture in New Hampshire, dated April 2002, as amended.

10.3 All applicable NH statutes related to agricultural animals shall apply.

**To be added to Article 1, Section 4 – Definitions:**

**Agricultural Animals** – The grazing, care, or keeping of personal or commercial agricultural animals including, by example, livestock, poultry, dairy and beef cattle, deer, bison, sheep, swine, horses, ponies, mules, goats, llamas, as well as animals traditionally raised for fur.

The Planning Board applied for and received a NHHFA Community Challenge Planning Grant to work with the Rockingham Planning Commission to evaluate and rezone areas along the Route 1 corridor. As part of this

project, the Board is studying options for revitalizing the commercial district, enhancing vehicular and pedestrian safety, fostering Hampton Falls' character along the corridor and developing a Village District. For the October, November and December meetings, the Planning Board held public input sessions beginning at 6:30 P.M. The Board received good feedback from the several business owners as well as interested residents who attended these three sessions. During the next few months the Board will be working to develop a plan, using the information provided, to be presented to the public. The Planning Board will be reaching out to additional sectors for input during 2013.

On February 23<sup>rd</sup> Charlyn Brown attended the second and on June 28<sup>th</sup> the third Coastal Adaptation Sea Level Workshop (regional for Hampton, Hampton Falls and Seabrook) held at the Hampton Falls Town Hall. The first workshop took place in 2011. In addition, she attended the Rockingham Planning Commission Annual Meeting held at the Sheraton Harborside in Portsmouth on June 13, and the Rockingham Planning Commission Legislators' Forum held at Unitil Headquarters in Hampton on November 14.

In August the Board reviewed the Planning and Zoning 2013 Budget Worksheet, prepared by the Planning Board Chairman to be forwarded to the Board of Selectmen. The report of the CIP (Capital Improvement Program) Committee was given to the Board in October. After making two adjustments, the Board voted to forward it to the Board of Selectmen for consideration.

During the year the Planning Board dealt with one Lot Line Adjustment Revocation, one Site Plan for change of use, one amended Site Plan, and one Design Review for a Site Plan; held four Preliminary Consultations; recommended to the Board of Selectmen that the public section of Peltons Way and also Wadleigh Lane (upon receipt and following review by counsel of road deed and easements) be removed from construction phase to maintenance phase; and approved a Scenic Road Alteration Permit for Unitil for the pruning for Circuit E2X3 Brimmer Lane, Brown Road, Depot Road, Drinkwater Road, Parsonage Road and Circuit E28X1 Curtis Road, Nason Road and Sanborn Road.

The Planning Board members wish to express their appreciation to those who attended the meetings and especially to all who participated in the public sessions held at the beginning of the October, November and December meetings.

*Charlyn E. Brown, Chairman*



**PLANNING BOARD ACTIVITY - 2012**

| Case Number | Applicant       | Request                                                                                                                                                                                                                                                                                                                                                                                                                                                                                                                                                                                                                                                                                                                                                                                                                                                                                                              | Hearing Date | Outcome                                                                                                                                                                                                                                                                                                                                                                                                                                                                                                                                                                                                                          |
|-------------|-----------------|----------------------------------------------------------------------------------------------------------------------------------------------------------------------------------------------------------------------------------------------------------------------------------------------------------------------------------------------------------------------------------------------------------------------------------------------------------------------------------------------------------------------------------------------------------------------------------------------------------------------------------------------------------------------------------------------------------------------------------------------------------------------------------------------------------------------------------------------------------------------------------------------------------------------|--------------|----------------------------------------------------------------------------------------------------------------------------------------------------------------------------------------------------------------------------------------------------------------------------------------------------------------------------------------------------------------------------------------------------------------------------------------------------------------------------------------------------------------------------------------------------------------------------------------------------------------------------------|
|             | Starvish, Deann | <p>Lot Line Adjustment Revocation: In accordance with RSA 676:4-a, 1., request is made by Sheila Starvish Parrish on behalf of Deann Starvish, Map 1, Lot 66-1, to revoke the lot line adjustment approval of 2005 (Case 05-04-01; RCRD #D-32805) between Map 1, Lot 66-1 and Map 1, Lot 66-5 owned by Christian and Whitney Nowak. (Cross Reference Case #12-12-01).</p> <p>Peltons Way (Public): C. Brown reported that both the public and private portions of this project will be addressed this meeting. She referred the Board to the Road Committee minutes where a motion was made to recommend to the Planning Board release of Peltons Way (public) from the construction phase to the maintenance phase, with conditions. She reported that a cistern easement deed and road deed has been submitted for review of counsel. Otherwise, all concerns relating to the public road have been addressed.</p> | 1/24/12      | <p><b>MOTION:</b> To approve this lot line revocation subject to the appropriate documentation being filed at the Rockingham County Registry of Deeds and fees being paid.</p> <p><b>MOTION:</b> That the Planning Board recommends to the Board of Selectmen that Peltons Way (public) be removed from the construction phase to the maintenance phase contingent upon the cistern easement deed and road deed being reviewed by counsel and contingent upon receipt of security in the amount of \$4,500 in an acceptable form such as passbook or certificate of deposit as recommended by the Road Committee on 1/19/12.</p> |
|             |                 | <p>Peltons Way (Private): C. Brown reported that the two bonds for this project (public and private) are close to expiration and referred the Board to Jones and Beach Engineers inspection reports of November 30 and December 7, 2011. She noted that certification of monumentation has been provided as well as as-built drawings. Discussion took place with regard to problems associated with the underdrain and pond as outlined in engineer inspection reports. C. Brown requested direction from the Board with regard to releasing the bonds and identifying what's outstanding. Question was raised as to whether the Board is comfortable with allowing the Chair and Vice Chair to decide whether to let the bonds expire (engineering review fees for the private portion of the project could be considered to be held to address needs if bonds expire).</p>                                        | 1/24/12      | <p><b>MOTION:</b> To authorize the Planning Board Chair and Vice Chair to take appropriate action if funds are not posted by February 3.</p>                                                                                                                                                                                                                                                                                                                                                                                                                                                                                     |
|             |                 | <p>Wadleigh Lane: C. Brown referred the Board to Jones and Beach Engineers review letter of January 12 as well as the Road Committee minutes of January 19 and the recommendation to release Wadleigh Lane from the construction phase to the maintenance phase. She reported that a road deed has been received and sent to counsel for review, certification of monumentation has been received, and that the as-built plan needs to be revised to show the guardrail.</p>                                                                                                                                                                                                                                                                                                                                                                                                                                         | 1/24/12      | <p><b>MOTION:</b> That the Planning Board recommends release of Wadleigh Lane from the construction phase to the Board of Selectmen contingent upon the following:</p> <ol style="list-style-type: none"> <li>1. Posting of \$1,500 engineering funds</li> <li>2. Posting of \$35,800 maintenance funds</li> <li>3. Receipt and review by counsel of a road deed for Wadleigh Lane</li> <li>4. Addition of the guardrail to the as-built plan as recommended by the Road Committee on January 19, 2012.</li> </ol>                                                                                                               |

**PLANNING BOARD ACTIVITY - 2012**

| Case Number | Applicant                                                 | Request                                                                                                                                                                                                                                                                                                                                                  | Hearing Date       | Outcome                                                                                                                                                                                                                                                                                                                                                                                                                                                                                                                                                                                                                                                                                                            |
|-------------|-----------------------------------------------------------|----------------------------------------------------------------------------------------------------------------------------------------------------------------------------------------------------------------------------------------------------------------------------------------------------------------------------------------------------------|--------------------|--------------------------------------------------------------------------------------------------------------------------------------------------------------------------------------------------------------------------------------------------------------------------------------------------------------------------------------------------------------------------------------------------------------------------------------------------------------------------------------------------------------------------------------------------------------------------------------------------------------------------------------------------------------------------------------------------------------------|
|             | Michael J. Fecteau, President, Hampton Falls Condo Assoc. | Amend Site Plan for Mixed Use.                                                                                                                                                                                                                                                                                                                           | 2/28/12            | Preliminary Consultation – No Action Taken                                                                                                                                                                                                                                                                                                                                                                                                                                                                                                                                                                                                                                                                         |
| 12-04-01    |                                                           | Application from Unitil Forestry Department for Final Public Hearing for Scenic Road Alteration Permit for tree pruning on all or portions of eight (8) scenic roads in Hampton Falls.                                                                                                                                                                   | 3/27/12<br>4/24/12 | Business Meeting – No Public Hearing<br>MOTION: To accept the application as complete.<br>MOTION: To grant the request for Scenic Road Alteration Permit for Circuit E2X3 Brimmer Lane, Brown Road, Depot Road, Drinkwater Road, Parsonage Road and Circuit E28X1 Curtis Road, Nason Road and Sanborn Road.                                                                                                                                                                                                                                                                                                                                                                                                        |
|             |                                                           | Bon Amigos of Hampton Falls, Inc., 122 Lafayette Road, Map 8, Lot 52-1, Site Plan Review.                                                                                                                                                                                                                                                                | 5/22/12            | Preliminary Consultation – No Action Taken                                                                                                                                                                                                                                                                                                                                                                                                                                                                                                                                                                                                                                                                         |
|             |                                                           | Applying for NHHFA Community Challenge Planning Grant through the Rockingham Planning Commission.                                                                                                                                                                                                                                                        | 5/22/12            | MOTION: G. Parish moved to move forward with applying for the NHHFA Community Challenge Planning Grant application through the Rockingham Planning Commission. Seconded by M. Kazprzak. Motion passed unanimously.                                                                                                                                                                                                                                                                                                                                                                                                                                                                                                 |
| 12-07-01    | Fecteau, Michael J.                                       | Application from Michael J. Fecteau, President, HFOCA for Final Public Hearing for Site Plan Review for change of use to existing condominium units 3 and 4 from offices to resident apartments and for change of use to existing condominium unit 9 from office to office/resident apartments at property located at 153 Lafayette Road, Map 9, Lot 12. | 6/26/12<br>7/24/12 | Business Meeting – No Action Taken<br>MOTION: To accept jurisdiction of the application as complete.<br>MOTION: To approve the application from Michael J. Fecteau, President, HFOCA for Final Public Hearing for Site Plan Review for change of use to existing condominium units 3 and 4 from offices to resident apartments and for change of use to existing condominium unit 9 from office to office/resident apartments at property located at 153 Lafayette Road, Map 9, Lot 12, subject to the following conditions:<br>1. That any and all fees due the Town of Hampton Falls and its consultants be paid before the mylar is signed and recorded.<br>2. That the hours of operation be 7 a.m. - 10 p.m., |

**PLANNING BOARD ACTIVITY - 2012**

| Case Number | Applicant | Request | Hearing Date | Outcome                                                                                                                                                                                                                                                                                                                                                                                                                                                                                                                                                                                                                                                                                                                                                                                                                                                                                                                                                                                                                                                                                                                                                                                                                                                                                                                                                                                                                                                                                                                                                                                                                                                                                                                                                                                                                                          |
|-------------|-----------|---------|--------------|--------------------------------------------------------------------------------------------------------------------------------------------------------------------------------------------------------------------------------------------------------------------------------------------------------------------------------------------------------------------------------------------------------------------------------------------------------------------------------------------------------------------------------------------------------------------------------------------------------------------------------------------------------------------------------------------------------------------------------------------------------------------------------------------------------------------------------------------------------------------------------------------------------------------------------------------------------------------------------------------------------------------------------------------------------------------------------------------------------------------------------------------------------------------------------------------------------------------------------------------------------------------------------------------------------------------------------------------------------------------------------------------------------------------------------------------------------------------------------------------------------------------------------------------------------------------------------------------------------------------------------------------------------------------------------------------------------------------------------------------------------------------------------------------------------------------------------------------------|
|             |           |         |              | <p>Monday through Sunday, and be noted on the plan.</p> <ol style="list-style-type: none"> <li>3. That the building height and sightless objects (pipes, stacks, air conditioners, etc.) not exceed 35 feet.</li> <li>4. That landscaping is installed according to plan. No occupancy permit shall be issued until the landscaping is inspected by the Building Inspector.</li> <li>5. That any and all state permits be obtained and made part of the file before the mylar is signed.</li> <li>6. That a note reading "No additional use or change of use shall be permitted unless approved by the Planning Board." be added to the final plan.</li> <li>7. That approval is for mixed use office residential and shall be noted as such on the final plan.</li> <li>8. That all exterior lighting be down-shielded and labeled as such on the final plan in accordance with Site Plan Review Regulation Article VIII, Section 8, Illumination.</li> <li>9. That the existing utility pole within the new septic system location be identified and labeled "to be relocated" and that the plan also show and be labeled to show the proposed location on the amended plan.</li> <li>10. That written notification is received from the applicant and/or the State of NH that the status of the well within units 5 and 6 is to be abandoned or has been approved to continue for use as an irrigation well.</li> <li>11. That protective bollards be placed at the propane tanks at unit 1 in the area of proposed parking space #54.</li> <li>12. That renumbering and renaming of plan pages is done per discussion at this meeting and that a note be added to the recordable plan sheet referring to the 1986 plan approval and Registry recording number; page two of the plan set submitted is to read "existing conditions</li> </ol> |

**PLANNING BOARD ACTIVITY - 2012**

| Case Number | Applicant          | Request                                                                                                                                                                                                                                                                                                                                                                                                                                                                                                                                                                                                                                                                                                                                                                                                 | Hearing Date | Outcome                                                                                                                                                                                                                                                                                                                                                                                                                  |
|-------------|--------------------|---------------------------------------------------------------------------------------------------------------------------------------------------------------------------------------------------------------------------------------------------------------------------------------------------------------------------------------------------------------------------------------------------------------------------------------------------------------------------------------------------------------------------------------------------------------------------------------------------------------------------------------------------------------------------------------------------------------------------------------------------------------------------------------------------------|--------------|--------------------------------------------------------------------------------------------------------------------------------------------------------------------------------------------------------------------------------------------------------------------------------------------------------------------------------------------------------------------------------------------------------------------------|
|             |                    |                                                                                                                                                                                                                                                                                                                                                                                                                                                                                                                                                                                                                                                                                                                                                                                                         |              | plan.”<br>13. Bollards are to be placed in front of the septic system chambers behind unit 7.<br>14. When the new construction of the access way as well as the parking areas are constructed, that they be built to the most current town standards; a note is to be added to the plan indicating “any change in surface area is to be built to current town standards.”                                                |
|             |                    | Bon Amigos of Hampton Falls, LLC, 122 Lafayette Road, Map 8, Lot 52-1.                                                                                                                                                                                                                                                                                                                                                                                                                                                                                                                                                                                                                                                                                                                                  | 8/28/12      | Business Meeting – No Public Hearings                                                                                                                                                                                                                                                                                                                                                                                    |
|             |                    | Re-Vision of Route 1                                                                                                                                                                                                                                                                                                                                                                                                                                                                                                                                                                                                                                                                                                                                                                                    | 9/25/12      | Preliminary Consultation – No Action Taken                                                                                                                                                                                                                                                                                                                                                                               |
|             |                    | Alan Dickinson, 87 Lafayette Road, Map 8, Lot 87-01 N: Proposed Use: Update site plan.                                                                                                                                                                                                                                                                                                                                                                                                                                                                                                                                                                                                                                                                                                                  | 10/23/12     | NH Community Planning Grant – Public Hearing                                                                                                                                                                                                                                                                                                                                                                             |
|             | Amendment          | Amend Article 4 by adding Section 10- Agricultural Animals as well as amend the definitions section of the ordinance by adding a definition for “Agricultural Animals.” The purpose of these amendments is to ensure animal waste storage does not have a negative impact on abutters, private water wells and surface waters in town as well as insure sitting and operations of agricultural animals comply with state minimum requirements.<br><br>The addition of these sections will promote public health, safety and welfare, preserve the rural character of the Town, encourage the appropriate and wise use of land and otherwise contribute to the Town’s ability, through its zoning ordinance, to more fully meet the aims and purposes of zoning as set forth in New Hampshire RSA 672:1. | 10/23/12     | MOTION: To amend the article as above and to forward to the Selectmen for placement on the March ballot.                                                                                                                                                                                                                                                                                                                 |
| 12-10-01    | Heronfield Academy | Application of Martha Shephardson-Killam (Heronfield Academy) for Final Public Hearing for Site Plan Review to convert existing three-bay garage to music room for Heronfield Academy private school on property located at 356 Exeter Road, Map 6, Lot 22.                                                                                                                                                                                                                                                                                                                                                                                                                                                                                                                                             | 10/23/12     | MOTION: To accept jurisdiction of the application as complete.<br>MOTION: To approve the applicants request for site plan to convert existing three-bay garage to music room for Heronfield Academy private school on property located at 356 Exeter Road, Map 6, Lot 22, subject to the following conditions:<br>1. That any and all fees due the Town of Hampton Falls and its consultants be paid before the mylar is |

## PLANNING BOARD ACTIVITY - 2012

| Case Number | Applicant          | Request                                                                                                                                                                                                                                                                                                                                     | Hearing Date | Outcome                                                                                                                                                                                                                                                                                                                                                                                                                                                                                                                                                                 |
|-------------|--------------------|---------------------------------------------------------------------------------------------------------------------------------------------------------------------------------------------------------------------------------------------------------------------------------------------------------------------------------------------|--------------|-------------------------------------------------------------------------------------------------------------------------------------------------------------------------------------------------------------------------------------------------------------------------------------------------------------------------------------------------------------------------------------------------------------------------------------------------------------------------------------------------------------------------------------------------------------------------|
| 12-10-02    | Heronfield Academy | Application of Martha Shepardon-Killam (Heronfield Academy) for Design Review Public Hearing for Site Plan Review to construct a fabric structure for physical education/student activities at the Heronfield Academy private school on property located at 356 Exeter Road, Map 6, Lot 22.<br>Re-Vision of Route 1<br>Re-Vision of Route 1 | 10/23/12     | signed and recorded.<br>2. That the plan be noted that "No additional use or change of use shall be permitted unless approved by the Planning Board."<br>3. The approval is for the conversion of a three bay garage to a music room and shall be noted as such on the final plan.<br>4. The septic service from the house to the leaching area be shown on the plan.<br>5. The well and 75' radius be shown on the plan.<br>6. The pool symbol be removed from the plan.<br>7. The three new parking spaces be striped.<br>MOTION: To close the Design Review Hearing. |
|             |                    |                                                                                                                                                                                                                                                                                                                                             | 11/13/12     | NH Community Planning Grant -- Public Hearing                                                                                                                                                                                                                                                                                                                                                                                                                                                                                                                           |
|             |                    |                                                                                                                                                                                                                                                                                                                                             | 12/11/12     | NH Community Planning Grant -- Public Hearing                                                                                                                                                                                                                                                                                                                                                                                                                                                                                                                           |



## **ZONING BOARD OF ADJUSTMENT**

The Zoning Board of Adjustment consists of five members (Chairman John Deleire, Vice Chairman David French, Steve Bryant, Frank Perry and Peter Robart, Members) and two alternate members Larry Job and Patricia Young. Building Inspector Mark Sikorski attends and provides assistance as requested at monthly meetings as well.

During the year, three applications were addressed; one for variance to terms for yard requirements and Wetlands Conservation District Ordinance for a new septic system, one for relief from Building Code Section 7 (structural requirements) for the installation of a sanitary wastewater disposal system and one for variance to Wetland Conservation District Ordinance for the construction of an addition.

The ZBA meets monthly to hear different types of petitions (variances, appeals to administrative decisions, special exceptions, equitable waivers and requests for relief from building code requirements). These applications are decided on merits and addressed through specific criteria as provided by law. Activity of this Board is outlined below along with the decisions made in each case. Minutes of ZBA meetings are available for viewing on the Town website at [hamptonfalls.org](http://hamptonfalls.org) or from the Town Clerk.

*Lori A. Ruest, ZBA Administrative Assistant*

**ZONING BOARD OF ADJUSTMENT - 2012 ACTIVITY**

| Case # | Applicant                | Request                                                                                                                                                                                                                                                                                                                                                                                                                                                                                                                                                                       | Hearing Date | Outcome                                                                                                                                                                                                                                                                                                                                                                                                                                                                                                                                                                                                                                                                                                                                                                                                                                                                                                                                                                                                                                                                                                                                                                                                                                                                                                                                                                                                                                                                                                                                                                                                                                                                                                                                                                                                                                                                                                                                                                                                                                                                                                                                                                                                               |
|--------|--------------------------|-------------------------------------------------------------------------------------------------------------------------------------------------------------------------------------------------------------------------------------------------------------------------------------------------------------------------------------------------------------------------------------------------------------------------------------------------------------------------------------------------------------------------------------------------------------------------------|--------------|-----------------------------------------------------------------------------------------------------------------------------------------------------------------------------------------------------------------------------------------------------------------------------------------------------------------------------------------------------------------------------------------------------------------------------------------------------------------------------------------------------------------------------------------------------------------------------------------------------------------------------------------------------------------------------------------------------------------------------------------------------------------------------------------------------------------------------------------------------------------------------------------------------------------------------------------------------------------------------------------------------------------------------------------------------------------------------------------------------------------------------------------------------------------------------------------------------------------------------------------------------------------------------------------------------------------------------------------------------------------------------------------------------------------------------------------------------------------------------------------------------------------------------------------------------------------------------------------------------------------------------------------------------------------------------------------------------------------------------------------------------------------------------------------------------------------------------------------------------------------------------------------------------------------------------------------------------------------------------------------------------------------------------------------------------------------------------------------------------------------------------------------------------------------------------------------------------------------------|
| 12-1   | Jensen, Jane F., Trustee | Application from RR Hampton Falls River Trust, Jane F. Jensen, Trustee for variance to the terms of Article III, Sections 3.8.1 (yard requirements), 8.1 and 8.4.1 (wetlands conservation district) to permit the replacement of septic system within 50' front building setback and 84' from edge of wetland as well as relief from Building Code Section 7 (structural requirements), subsections 7.1.1, 7.1.1.1.b, 7.1.1.1.c and 7.1.2 to permit the installation of a new septic system in Zone A for an existing home and guest house at 51 Depot Road (Map 2, Lot 102). | 2/23/12      | <p><b>MOTION:</b> To approve the request from RR Hampton Falls River Trust, Jane F. Jensen, Trustee for variance to the terms of Article III, Sections 3.8.1 (yard requirements), 8.1 and 8.4.1 (wetlands conservation district) and 8.4.2 to permit the replacement of septic system within 50' front building setback and 84' from edge of wetland in Zone A for an existing home and guest house at property located at 51 Depot Road (Map 2, Lot 102).</p> <ol style="list-style-type: none"> <li>1. The variance will not be contrary to the public interest; in that the request will allow for a new and improved process to treat effluent and protect the environment.</li> <li>2. The spirit of the ordinance is observed; in that a new system placed in the current location, in accordance with this proposal, will protect the environment.</li> <li>3. Substantial justice is done; in that approval will allow for continued use and reasonable use of the property.</li> <li>4. The values of surrounding properties are not diminished; as treating septic effluent with a superior system than existing will not negatively affect the value of surrounding properties.</li> <li>5. Literal enforcement of the provision of the ordinance would result in an unnecessary hardship; in that the setbacks in this case if enforced will eliminate the installation of a septic system. This proposal provides for a superior system that is better for the environment and neighborhood.</li> </ol> <p><b>MOTION:</b> To grant the request from RR Hampton Falls River Trust, Jane F. Jensen, Trustee for relief from Building Code Section 7 (structural requirements), subsections 7.1.1.1, 7.1.1.1.b, 7.1.1.1.c and 7.1.2 to permit the installation of a new septic system in Zone A for an existing home and guest house at property located at 51 Depot Road (Map 2, Lot 102).</p> <p>Supporting comments of how enforcement of these regulations would do manifest injustice: Enforcement of the regulations would not allow for a superior and improved septic system.</p> <p>Supporting comments of how enforcement of these regulations would be contrary to the spirit and purpose of</p> |

**ZONING BOARD OF ADJUSTMENT - 2012 ACTIVITY**

| Case # | Applicant                | Request                                                                                                                                                                                                                                                                                             | Hearing Date | Outcome                                                                                                                                                                                                                                                                                                                                                                                                                                                                                                                                                                                                                                                                                                                                                                                                                                                                                                                                                                                                                                                                                                                                                                                                                                                                                                                                                                                                                                                                                                                                                                                                                             |
|--------|--------------------------|-----------------------------------------------------------------------------------------------------------------------------------------------------------------------------------------------------------------------------------------------------------------------------------------------------|--------------|-------------------------------------------------------------------------------------------------------------------------------------------------------------------------------------------------------------------------------------------------------------------------------------------------------------------------------------------------------------------------------------------------------------------------------------------------------------------------------------------------------------------------------------------------------------------------------------------------------------------------------------------------------------------------------------------------------------------------------------------------------------------------------------------------------------------------------------------------------------------------------------------------------------------------------------------------------------------------------------------------------------------------------------------------------------------------------------------------------------------------------------------------------------------------------------------------------------------------------------------------------------------------------------------------------------------------------------------------------------------------------------------------------------------------------------------------------------------------------------------------------------------------------------------------------------------------------------------------------------------------------------|
| 12-2   | Fecteau, Michael J.      | Application from Michael J. Fecteau, President, HFOCA for relief from Building Code Section 7 (structural requirements), Sections 7.1.1.1a, b, c and 7.1.2 to permit the installation of a sanitary wastewater disposal system in Zone B at property located at 153 Lafayette Road (Map 9, Lot 12). | 2/23/12      | <p>the building codes: Enforcement of the regulations would not allow for better treatment.</p> <p>Supporting comments of how enforcement of these regulations would be contrary to the public interest: Enforcement would not allow superior treatment for septic and the environment.</p> <p><b>MOTION:</b> To approve the request from Michael J. Fecteau, President, HFOCA for relief from Building Code Section 7 (structural requirements), Sections 7.1.1.1a, b, c and 7.1.2 to permit the installation of a sanitary wastewater disposal system in Zone B at property located at 153 Lafayette Road (Map 9, Lot 12).</p> <p>Supporting comments of how enforcement of these regulations would do manifest injustice; that no other existing place on the lot is more beneficial than the one on the plan and that enforcement of the regulations would not allow for best placement.</p> <p>Supporting comments of how enforcement of these regulations would be contrary to the spirit and purpose of the building codes; that the spirit of the ordinance is health and welfare. If enforced, the use of the property would not be able to continue in its current conditions and may pose harm to those in the area.</p> <p>Supporting comments of how enforcement of these regulations would be contrary to the public interest; that the system as designed must meet all Department of Environmental Services rules and regulations; waivers granted will allow continuance of the existing use. By not allowing the upgrade, there is more potential for harm to the groundwater, marsh and surrounding wetlands</p> |
| 12-3   | Fitzpatrick, Patricia A. | Application from Patricia A. Fitzpatrick for variance to the terms of Article III, Section 8.4.1 (wetlands conservation district) to permit the construction of an addition to an existing home located at 35 Coach Lane (Map 8, Lot 83-12).                                                        | 7/26/12      | <p><b>MOTION:</b> To approve the application from Patricia A. Fitzpatrick for variance to the terms of Article III, Section 8.4.1 (wetlands conservation district) to permit the construction of an addition to an existing home located at 35 Coach Lane (Map 8, Lot 83-12).</p>                                                                                                                                                                                                                                                                                                                                                                                                                                                                                                                                                                                                                                                                                                                                                                                                                                                                                                                                                                                                                                                                                                                                                                                                                                                                                                                                                   |

## HERITAGE COMMISSION

The Commissioners have been almost entirely focused on activity relating to the Merrill Property at 5 Kensington Road which is owned by your School District since 2004 when the bond for the land and buildings was issued. The worry is that the barn roof is in danger of collapse from any significant snow accumulation. The house's roof also continues to leak, creating a serious mold problem.

The heavy mold, which thrives on moisture, will require that the roofs be covered with a better membrane than the temporary protection the blue tarpaulin has provided. Town resident Ron Augusti, owner of Boston-Biosafety, a mold abatement specialty company based in Massachusetts, has generously agreed to provide pro-bono mold abatement services in the house and barn (particularly in its old gun shop).

The key issues to be solved, as far as the Heritage Commission is concerned, is how to raise urgently needed funds to stabilize the buildings **now**, before a significant snowstorm can cause the threatened collapse of the barn. The school is being encouraged to undertake the roof stabilization and mold abatement project, but does not have funds in its current budget. The Heritage Commission would like to help but is barred from using its funds since the School District is a distinct separate municipal entity.

In a previous newsletter, we asked for citizens who are interested in working to find a solution to the issues causing the decay of the buildings. Thankfully, there are now six regular participants in the meetings of the new ad hoc group, the "Friends of the Merrill Property". The FOMP is planning a fund raising campaign to cover the expense for the house -- \$1,000 --, and a more substantial \$4,000 to shore up and repair some broken beams below the leaking roof before a special rubber EPDM covering may be safely placed on the roof. We urge the School District to set up a special tax-deductible trust account to channel the donations and/or grants that the FOMP is researching. The group has a website for more information at: [www.savemerrill.com](http://www.savemerrill.com).



Finally, the FOMP organized a brush and grounds cleanup around the house and barn thanks to the work crew comprising members of the FOMP, with significant help from several LAS students. Perhaps you saw the work party busily working together in the rain to prevent more deterioration and make the buildings look like the valuable and architecturally significant 1770 structures that they are. When the buildings are maintained properly they will become an asset that improves the streetscape and heritage of our wonderful town. The Heritage Commission applauds this outpouring of community spirit.

*David French, Chair*

## JOINT LOSS MANAGEMENT

The Town of Hampton Falls Joint Loss Management Committee (JLMC) met during the months of February, May, August and November in 2012 to review departmental activity, complete inspections, get updated on needed corrections and suggest future trainings.

Building Inspector Mark Sikorski, who succeeded his predecessor Kevin Kelley, Fire Lieutenant Larry Anderson, Librarian Judy Haskell, and Police Chief Rob Dirsra serve as the committee members and plan to monitor winter plowing and determine if there is emergency lighting in the Town Shed.

The JLMC will draw up a 2013 inspection list for town buildings at its February 2013 meeting.

*Judy Haskell, Recorder*

## CAPITAL IMPROVEMENTS PROGRAM

**2013 - 2018**

**OVERVIEW**

A capital improvement is defined as a major expenditure (gross cost of more than \$5,000) for public facilities beyond the scope of normal annual operating expenses. Capital improvements have a useful life of at least three years, and/or a requirement for financing. State law requires that towns plan for capital improvements for a six-year period. This year's program begins in 2013 and ends in 2013.

Once the program has been reviewed and accepted by the Planning Board, it is presented to the Board of Selectmen as an advisory document.

## **GENERAL GOVERNMENT**

### **Computers**

Computers are used by all employees and Town officials – Administrative Assistant, Appraiser, Building Inspector, Tax Collector, Town Administrator, and Town Clerk. All information is backed up off site, as well as to the file server in the Town offices. In order to keep pace with computer technology, it is recommended that \$5,000 be budgeted for the years 2013, 2015 and 2017.

### **Government Buildings**

#### **Purchase of Land**

Department heads are concerned that should the land adjacent and west of the municipal complex be developed, it would limit future expansion of the municipal complex at the Drinkwater Road site. Although there is no immediate need for this land, the Capital Improvement Program Committee has left this possible purchase on its CIP Spreadsheet, indicating that the current appraised value of this 11-acre lot is **\$334,600**.

#### **Public Safety Building**

The Police Department will be asking for funds to construct a three bay garage with overhead storage. This building would provide security to the police cruisers that are often left outside when no officer is on duty. It would also provide storage area that is needed by the department and it would be a secure place for vehicles held as evidence. This capital improvement is planned for 2014 at an estimated cost of **\$65,000**.



**Town Hall**

The CIP Committee recommends that \$20,000 be added to the Town Hall Capital Reserve Fund, created in 2011 for the maintenance of the older section of the Town Hall, built in 1877.

It is asking that \$20,000 be placed in this fund to continue the maintenance repairs that are needed such as insulating the walls and replacing the clapboards with cement siding to cut down on the expense of painting the building every 5-7 years. This is the third year of a four-year project. The Board of Selectmen has delegated the

Town Improvement Committee to oversee these maintenance projects.

In 2012, the Route 88 side of the town hall was re-clapboarded with cement board siding and insulated. Significant rot was found and repaired as well.

### **Old Library Building**

Selectmen will ask voters to approve a capital reserve fund for the maintenance of the old library. Although the town has overseen repairs to this building since it was vacated with the building of the new library, the building has been turned over to the town through a “cy pres” petition that was granted by the Rockingham Superior Court.

The establishment of a Capital Reserve Fund in the amount of \$14,000 is requested for the years 2013, 2014 and 2015. These funds would be used to replace the clapboard siding with cement board and other repairs as identified. The Town has leased this building to the Hampton Falls Historical Society for ten years. One condition of the lease is that the town maintains the exterior.

### **Mezzanine in Fire Bays - Public Safety Building**

The fire department is in need of additional storage space in the Public Safety Building and is asking the town to raise \$8,500 in 2012 and \$9,000 in 2013 to add a mezzanine above the fire bays to reclaim unused space without expanding the building foot print. It will assist with storage of items such as cots and other emergency/storm equipment and it will eliminate two stairways which were not built to code and could result in a claim against the town, should someone be injured. The Fire Department is currently using storage racks placed in the middle of the bays.

## **PUBLIC SAFETY**

### **Police**

#### **Police Cruiser**

The Police Department has three cruisers (2005, 132,136 miles, 2010, 57,781 miles and 2011, 23,289 miles) and it is recommended that after 100,000 miles the vehicles be replaced (experience has demonstrated that this is more economical and that trading at the expiration of the 100,000 mile warranty can save up to \$5,000 the first year). Having a six-year schedule for the new cruisers ensures reliable transportation. In 2007, 2008 and 2009, warrant articles to raise funds for this purpose did not pass; in 2010 voters approved funds for the purchase of a new cruiser; therefore, the current plans call for the purchase of one vehicle in 2011 and thereafter, starting in 2012, plans call for funding the cost of the cruisers by raising \$19,500 annually and depositing the funds into a capital reserve fund.

## **Computer Equipment**

In 2013, 2015 and 2017, the Police Department will request **\$5,000** to replace and make upgrades to computer hardware and software. These purchases will allow keeping pace with changing technology and to replace outdated and worn out equipment. The money will also allow for the purchase of updated and licensed office and utility software.

## **Radio Replacement**

Cruiser and portable radios are reaching the end of their lifespan and are no longer factory supported with parts and software. They are ten years old with only three being four years old. The Police Department will be asking voters to approve increments of \$11,000 in 2014, 2015 and 2016 to purchase more updated radios.

## **Replace Four-Wheel Drive Vehicle**

The Police Department proposes that the 1997 four-wheel drive vehicle be replaced in 2013. This unit is helpful in the winter and for various utility uses. The estimated cost is **\$45,000**. A low priority has been set by the CIP Committee for this matter as a result of the 2012 review and the Board of Selectmen decided to defer the matter.

## **Radar Speed Trailer**

A radar speed trailer allows for additional speed checks without increased manpower. Radar trailers increase safety by making drivers aware of their speed which slows them down. In times of emergency, winter storms, floods, it can also be used as a message board. The Police Department will be asking voters to consider this \$10,000 purchase in 2014.

## **Fire Protection**

### **Fire Vehicle Capital Reserve Fund**

The 1987 Town Meeting established a capital reserve fund for the purpose of raising funds to replace apparatus. Most of these funds were used in 2010 to purchase a replacement for Engine 1. Voters will be asked to add \$25,000 to this fund in 2013 and possibly more within the next five years. Current balance in this capital reserve fund is **\$51,579**.

## **Ambulance**

The Fire Department will be asking the town to purchase a new ambulance in 2015 at a cost of approximately \$150,000. The cost will be completely offset by the revenues from ambulance calls which are deposited in a revenue fund called the "Fire Department Vehicle Fund." There will be no impact on your property tax bill from this purchase. The current balance in this fund is \$173,338.

## **HIGHWAYS**

### **Road Bond Issue**

In 2005, voters approved a bond issue of \$689,000 to rebuild culverts and reclaim and/or repave roads. The Sanborn Road culvert was re-constructed. Brown Road, King Street, Marsh Lane, Mill Lane and Sanborn Road were reclaimed and repaved. Coach Lane, Crestview Drive, Glenwood Road, Janvrin Drive, Maple Avenue, Towle Farm Road and Woodlawn Avenue were shimmed and repaved. The total cost for this work was \$615,900.

The bond payments expire in 2015.

### **Repaving Town Roads**

In 2010, a capital reserve fund was established for the maintenance of the town roads and voters approved a deposit of \$45,000 that year and \$55,000 in 2011 and 2012. Voters will be asked to raise and appropriate \$95,000 to add to this fund in 2013. It will be offset by the annual Highway Block Grant which in 2013 is expected to be about \$57,700.

Selectmen will be the agents for this fund and will be able to use the monies for current road improvements. As the fund increases, it is hoped the fund will eliminate the need of issuing notes and bonds for major road construction. Current balance in this fund is **\$118,081**.

## **SANITATION**

### **Landfill Closure**

The Capital Improvements Program Committee recommends adding **\$5,000** biennially to the capital reserve fund established in 1998 for the eventual closing of the Town's old landfill dump on Parsonage and Drinkwater Roads. Currently, the fund totals **\$33,589**. Appropriations are recommended for 2013, 2015 and 2017.

## **CONSERVATION**

### **Open Space Bond Issue**

In 2004, voters approved the Conservation Commission's proposal for a 20 year, \$2,500,000 bond issue for its open space initiative.

In 2005, the Town borrowed \$2,500,000 from the New Hampshire Municipal Bond Bank, which was used to purchase a conservation easement of approximately 102 acres from Applecrest Farm Orchards.

The bond payments expire in 2025.

### **Open Space & Conservation Land-**

The Raspberry Farm was purchased in 2009 with a combination of local conservation and federal funds. There remains a balance of \$396,600 between the



Conservation Capital Reserve Fund and the Conservation Fund. The Conservation Commission will continue to acquire lands and easements for conservation purposes. In most cases, federal funds are available to assist in these acquisitions. Fifteen percent of the revenues from the Land Use Change Tax will also be used to finance these acquisitions.

## **SCHOOLS**

### **Lincoln Akerman School**

#### **School Growth and Future Expansion**

In 2004, the School District voted to borrow \$1,210,000 through a bond issue to purchase land adjacent to the existing school property. The bond payments expire in 2024.

In 2012, the School Board met with the CIP Committee and informed the Committee of a \$6,600,000 building project that includes renovation to the existing building as well as construction of new space to include additional classroom and cafeteria space and a new musical arts and gymnasium facility. A 20-year bond is planned for this project.

### **Winnacunnet Cooperative School District**

#### **Hampton Falls Share**

#### **Expansion and Renovation of the School Building**

Voters approved a bond issue to expand and renovate Winnacunnet High School at a cost of \$26,850,000 in 2004. The bond payments expire in 2024.

In 2012, information for 15 projects under consideration of the Winnacunnet High School Board was provided to the CIP Committee. These items were provided for informational purposes only at the time with the indication that further discussion will take place in 2013. The items listed were presented, however, not approved by the WHS Board.

#### **SUMMARY**

After meeting with all department heads, the CIP Committee puts together a six year plan that attempts to spread out the cost of needed major expenditures, in an effort to prevent spikes in spending. However, the Selectmen decide which recommendations to accept, reject, or change for any particular year.

*Charlyn E. Brown (Ch)*

*Maryann Kasprzak, John J. Ratigan,*

*Peter G. Robart, Eric N. Small, Lori A. Ruest*

## **ROAD COMMITTEE**

During 2012, the Road Committee monitored road completion of the two subdivisions remaining in the construction phase of development. Road construction on Wadleigh Lane was completed to the satisfaction of the Road Agent, Town Engineer and the Road Committee. Wadleigh Lane has been recommended by the Road Committee and the Planning Board to enter the maintenance phase. Upon approval by the Board of Selectmen in January, Wadleigh Lane became a Town approved road, however, proper documents were not submitted and recorded at the Registry of Deeds until February 2013.

Peltons Way has been completed and accepted. This concludes the construction of approved subdivision roadways in Town. There were no proposed subdivisions during 2012.

Tony Franciosa continued as Committee Chairman. Other members of the Road Committee include Shawn Hanson, Dick Robinson, Greg Parish and Eric Small. Upon Eric's retirement in August, the Committee recognized Administrative Assistant Lori Ruest and Secretary Kathleen Croteau. The Committee would also like to extend thanks to Town Engineer Brad Jones.

*Anthony Franciosa, Chairman*

## **ROCKINGHAM PLANNING COMMISSION**

The Rockingham Planning Commission is one of nine regional planning commissions in New Hampshire. The Commission's Region consists of twenty-seven of the Rockingham County communities.

The Commission operates with an appointed Board of Directors, and a paid professional staff of land use and transportation planners, GIS specialists, transportation modelers and transportation analysts. Each member community appoints at least two representatives to the Board. Candidates for Commissioner are recommended by the Planning Board and appointed by the Selectmen.

The Commissioners meet monthly to adopt and oversee the annual work program and budget, establish Commission policies on a variety of land use and planning issues important in the region and discuss current planning topics.

*David E. French & Richard P. McDermott*  
*Rockingham Planning Commissioners*

## Hampton Falls Capital Improvement Plan 2013-2018

| CAPITAL ITEM BY DEPARTMENT                                                   | Priority<br>(2013) | 2013          | 2014          | 2015          | 2016          | 2017          | 2018          |
|------------------------------------------------------------------------------|--------------------|---------------|---------------|---------------|---------------|---------------|---------------|
| <i>No projects submitted</i>                                                 |                    |               |               |               |               |               |               |
| <b>Financial Administration</b>                                              |                    |               |               |               |               |               |               |
| <b>Government Buildings</b>                                                  |                    |               |               |               |               |               |               |
| 1. Purchase of T. Carney land (334,600 - assessed value 9/2011)              |                    |               |               |               |               |               |               |
| 2. Three bay garage (police cruisers) - develop plans first                  |                    |               | 65,000        |               |               |               |               |
| 3. Four Year CRF to make improvements to the Town Hall (cement siding)       | M                  | 20,000        | 20,000        |               |               |               |               |
| 4. Old Library Improvement Capital Reserve Fund (siding / struct.)           | M                  | 14,000        | 14,000        | 14,000        |               |               |               |
| 5. Extend mezzanine in fire bays above washer/dryer area                     | H                  | 9,000         |               |               |               |               |               |
| <b>Subtotal</b>                                                              |                    | <b>43,000</b> | <b>99,000</b> | <b>14,000</b> | <b>0</b>      | <b>0</b>      | <b>0</b>      |
| <b>Cemeteries</b>                                                            |                    |               |               |               |               |               |               |
| <i>No projects submitted</i>                                                 |                    |               |               |               |               |               |               |
| <b>Police Department</b>                                                     |                    |               |               |               |               |               |               |
| 1. Police Cruiser                                                            |                    |               |               |               |               |               |               |
| 2. Police Vehicle Capital Reserve Fund                                       |                    |               |               |               |               |               |               |
| 3. Computer Equipment - IMC Computer Software                                | H                  | 19,500        | 19,500        | 19,500        | 19,500        | 19,500        | 19,500        |
| 4. Radio Replacement                                                         | H                  | 5,000         | 0             | 5,000         | 0             | 5,000         | 0             |
| 5. Replace 4 Wheel Drive                                                     | L                  | 0             | 11,000        | 11,000        | 11,000        | 0             | 0             |
| 6. Emergency Information/Radar Speed Trailer                                 |                    | 45,000        | 0             | 0             | 0             | 0             | 0             |
|                                                                              |                    | 0             | 10,000        | 0             | 0             | 0             | 0             |
| <b>Subtotal</b>                                                              |                    | <b>69,500</b> | <b>35,500</b> | <b>35,500</b> | <b>30,500</b> | <b>24,500</b> | <b>19,500</b> |
| <b>Ambulance</b>                                                             |                    |               |               |               |               |               |               |
| <i>Purchase an Ambulance</i>                                                 |                    |               |               |               |               |               |               |
| Revenue from the Fire Dept Vehicle Replacement Fund                          |                    | 0             | 0             | 150,000       | 0             | 0             | 0             |
|                                                                              |                    |               |               | (150,000)     |               |               |               |
| <b>Subtotal</b>                                                              |                    | <b>0</b>      | <b>0</b>      | <b>0</b>      | <b>0</b>      | <b>0</b>      | <b>0</b>      |
| <b>Fire Department</b>                                                       |                    |               |               |               |               |               |               |
| 1. Fire Vehicle Capital Reserve Fund - 2019-2020 - replace 30 yr old vehicle | H                  | 25,000        | 25,000        | 50,000        | 50,000        | 50,000        | 50,000        |
| <b>Subtotal</b>                                                              |                    | <b>25,000</b> | <b>25,000</b> | <b>50,000</b> | <b>50,000</b> | <b>50,000</b> | <b>50,000</b> |

| CAPITAL ITEM BY DEPARTMENT                                             | Priority<br>(2013) | Revised 10/25/12 |             |             |             |             |             |
|------------------------------------------------------------------------|--------------------|------------------|-------------|-------------|-------------|-------------|-------------|
|                                                                        |                    | <u>2013</u>      | <u>2014</u> | <u>2015</u> | <u>2016</u> | <u>2017</u> | <u>2018</u> |
| <b>Highway Department</b>                                              |                    |                  |             |             |             |             |             |
| 1. 2005 Bond Issue - Road Reconstruction - final payment is in 2015    | C                  | 74,300           | 66,000      | 63,000      |             |             |             |
| 2. Highway Capital Reserve Fund                                        | H                  | 95,000           | 95,000      | 95,000      | 95,000      | 95,000      | 95,000      |
|                                                                        |                    | (57,700)         | (57,700)    | (57,700)    | (57,700)    | (57,700)    | (57,700)    |
| Offsetting State Highway Block Grant                                   |                    | 111,600          | 103,300     | 100,300     | 37,300      | 37,300      | 37,300      |
| Subtotal                                                               |                    |                  |             |             |             |             |             |
| <b>Solid Waste Department</b>                                          |                    |                  |             |             |             |             |             |
| Landfill Closure Capital Reserve Fund -- 33,400                        | M                  | 5,000            | 0           | 5,000       | 0           | 5,000       |             |
| Subtotal                                                               |                    | 5,000            | 0           | 5,000       | 0           | 5,000       |             |
| <b>Library</b>                                                         |                    |                  |             |             |             |             |             |
| Library Improvement Capital Reserve Fund - balance 20,000 Art. 24-2007 | M                  | 6,000            | 6,000       | 6,000       |             |             |             |
| Subtotal                                                               |                    | 6,000            | 6,000       | 6,000       |             |             |             |
| <b>Parks &amp; Recreation</b>                                          |                    |                  |             |             |             |             |             |
| No projects submitted                                                  |                    |                  |             |             |             |             |             |
| <b>Conservation</b>                                                    |                    |                  |             |             |             |             |             |
| Conservation Land -- 2,500,000 (Bond Issue)                            | C                  | 191,100          | 185,100     | 179,100     | 173,100     | 167,100     | 161,100     |
| Remaining debt from 2019-2025-986,300                                  |                    |                  |             |             |             |             |             |
| No projects submitted                                                  |                    |                  |             |             |             |             |             |
| Subtotal                                                               |                    | 191,100          | 185,100     | 179,100     | 173,100     | 167,100     | 161,100     |
| <b>TOWN - CAPITAL IMPROVEMENT COSTS - TOTAL</b>                        |                    | 451,200          | 453,900     | 389,900     | 290,900     | 283,900     | 267,900     |

| CAPITAL ITEM BY DEPARTMENT                                                                                           | Priority<br>(2013) | Revised 10/25/12 |                  |                  |                  |                  |                  |
|----------------------------------------------------------------------------------------------------------------------|--------------------|------------------|------------------|------------------|------------------|------------------|------------------|
|                                                                                                                      |                    | 2013             | 2014             | 2015             | 2016             | 2017             | 2018             |
| <b>Hampton Falls School District</b>                                                                                 |                    |                  |                  |                  |                  |                  |                  |
| Lincoln Akerman School (K-8)                                                                                         |                    |                  |                  |                  |                  |                  |                  |
| 1. Land Purchase P & I (1,874,300) 20 yr bond ends in 2024                                                           | C                  | 90,400           | 92,800           | 95,000           | 92,000           | 93,600           | 88,700           |
| 2. LAS Potential Building Project (20 yr bond; \$6.5 million <i>prelim info</i> )                                    |                    | 0                | 155,774          | 486,681          | 482,438          | 482,875          | 482,888          |
| <i>Available Impact Fees as of 9-4-12 255,900</i>                                                                    |                    |                  |                  |                  |                  |                  |                  |
| <b>Subtotal</b>                                                                                                      |                    |                  |                  |                  |                  |                  |                  |
| <b>Winnacunnet Cooperative School District (9-12)</b>                                                                |                    |                  |                  |                  |                  |                  |                  |
| 1. Addition/Renovation - 20 yrs (includes track/field areas (\$550,000) track and field is a one time appropriation) | C                  | 132,500          | 132,500          | 132,600          | 132,500          | 132,500          | 118,500          |
| 2. HVAC Cycle XRTU 1-13 (excluding #4) 12 units                                                                      |                    |                  |                  | 250,000          | 250,000          | 250,000          | 250,000          |
| 3. Theatre/Auditorium Storage Building                                                                               |                    |                  |                  |                  | 500,000          |                  | 2,000,000        |
| 4. Technology and Engineering Building renovation                                                                    |                    |                  |                  |                  | 250,000          |                  |                  |
| 5. Technology and Engineering Building roof and HVAC                                                                 |                    |                  |                  |                  |                  | 1,400,000        |                  |
| 6. Art Department renovation 8,000 sq. ft.                                                                           |                    |                  |                  |                  |                  |                  |                  |
| 7. Exterior Scoreboard Replacement                                                                                   |                    |                  |                  |                  |                  |                  |                  |
| 8. Telephone/ PA System upgrade / Replacement                                                                        |                    |                  | 200,000          |                  |                  |                  |                  |
| 9. Fence Replacement                                                                                                 |                    |                  |                  |                  |                  |                  | 250,000          |
| 10. Field Locker Room, restroom and storage                                                                          |                    |                  |                  |                  |                  |                  |                  |
| 11. Auditorium Seat Replacement                                                                                      |                    |                  |                  |                  |                  |                  |                  |
| 12. Whole Building Wireless                                                                                          | M                  | 100,000          |                  |                  |                  |                  |                  |
| 13. ROTC Building Renovation/ Build New                                                                              |                    |                  |                  |                  |                  | 300,000          |                  |
| 14. Baseball Field Renovation/ Raise Level                                                                           |                    |                  |                  |                  |                  |                  |                  |
| 15. Bleachers on school side end zone hill                                                                           |                    |                  |                  | 250,000          |                  |                  |                  |
| <i>Hampton Falls share would be 6.04% of the capital items listed above.</i>                                         |                    |                  |                  |                  |                  |                  |                  |
| <i>Project list has not been accepted by the WHS School Board.</i>                                                   |                    |                  |                  |                  |                  |                  |                  |
| <i>Financing of the projects has not been determined.</i>                                                            |                    |                  |                  |                  |                  |                  |                  |
| <b>TOWN - CAPITAL IMPROVEMENT COSTS - TOTAL</b>                                                                      |                    | <b>232,500</b>   | <b>332,500</b>   | <b>632,600</b>   | <b>1,132,500</b> | <b>2,082,500</b> | <b>2,618,500</b> |
| <b>SCHOOL - CAPITAL IMPROVEMENT COSTS - TOTAL (NET)</b>                                                              |                    | <b>322,900</b>   | <b>581,074</b>   | <b>1,214,281</b> | <b>1,706,938</b> | <b>2,658,975</b> | <b>3,190,088</b> |
| <b>TOTAL ALL YEARS (TOWN &amp; SCHOOL) (NET)</b>                                                                     |                    | <b>774,100</b>   | <b>1,034,974</b> | <b>1,604,181</b> | <b>1,997,838</b> | <b>2,942,875</b> | <b>3,457,988</b> |



*Chief Robbie Dirsa, Part-Time Officers Bruce Preston and Scott Cain help Detective Peter Fowler suit up for PR24 training known as side handle baton training*

## **GOVERNMENT BUILDINGS**

### **Historical Society Museum**

The Capital Improvement Program Committee and the Board of Selectmen support establishing a Capital Reserve Fund and raising \$14,000 to deposit in the fund for exterior repairs to the old library building. The remaining exterior painting needed as a result of the installation of hardy board siding in 2011 was completed in 2012.

### **Cy Pres Petition**

On April 4, 2011, the Probate Court of Rockingham County granted the Library Board of Trustees their Cy Pres petition. The Judge's Order "relieves the property at 45 Exeter Road, Hampton Falls, NH of its obligation as a public library," which permits the Hampton Falls Historical Society to occupy the building until the end of the current lease or as long as the voters of the Town allow them to stay. It also states that the voters of the Town can vote at annual or special elections to allow the building to be used for other charitable purposes that "fulfill as nearly as possible the general charitable intent of John T. Brown."

Now that the petition has been granted and the Library fully conforms to New Hampshire RSA 202-A, it is the Library Board's desire to convey title to the building and land in and on which it was formerly housed and located to the Town. This action was completed in 2012.

### **Survey of Old Library Land**

Selectmen have authorized a land surveyor to survey the bounds of this property prior to acceptance of a deed from the Library Trustees. The survey was completed in the spring of 2012.

### **Joint Loss Management Committee**

In July 2010, Selectmen appointed a four member Joint Loss Management Committee for the purpose of establishing a new safety policy for all town buildings.

An initial meeting was held with David Witham of Primex (the town's property-liability insurance carrier) to provide guidance on the formation of this committee. He reviewed several basic Department of Labor requirements:

- Four meetings annually,
- Completes an annual inspection of all buildings,
- Has four members from the various departments, and in this case, it would be from the library, town hall and public safety building (fire and police),
- Reviews accidents for preventative purposes,

- Submits a Safety Summary Form to the NH Department of Labor every other year.

In mid-December of 2010, a Department of Labor representative made a surprise visit to the Town Administrator and found two violations, indicating the possibility of a \$2,000 fine.

In the meantime, the JLMC completed its Safety Policy, received the Selectmen's approval and consequently the fine was reduced to \$200.

The committee continues to meet four times each year and consists of Building Inspector Mark Sikorski, who succeeded his predecessor Kevin Kelley, Fire Lieutenant Larry Anderson, Librarian Judy Haskell, and Police Chief Rob Dirsra. All buildings were inspected, reports were made and repairs were done on all potential hazards in the town garage, library, historical society museum, public safety building and town hall

### **Public Safety Building**

In 2010, the heating system at the Public Safety Building was replaced with a co-generation unit with a federal grant of \$76,243. It includes solar energy and the capacity of creating energy that can reduce the cost of Unitol's monthly electric bill.

This new heating system relies on propane fuel, as does the Town Hall. In 2012, bids were sought and Webber Energy won the bid for a price of \$1.72 per gallon. Seven thousand five hundred gallons were purchased in advance as the Public Safety Building has proven only the need for approximately 3,500 after one year with the new system and the town has used about 3,000 annually.

### **Land abutting the Public Safety Building**

Selectmen are making an attempt to speak with the owner of the former Allison Janvrin land to see if there is a possibility of purchasing at least a portion of it for future expansion of town facilities there. More attention will be given in this regard in 2013.

### **Town Hall**

Over the years, the Town Hall has served as a meeting place for the whole community. It was built in 1877 as a Town Hall and has been used as a playhouse, dance hall and general meeting place for residents and organizations. Hampton Falls Grange No. 171 has been meeting here since 1892.

As town government has grown, it is now a meeting place for the Board of Selectmen, Capital Improvement Committee, Board of Cemetery Trustees, Conservation Commission, Energy Committee, Heritage Commission, Old Stage Bridge Committee, Parks and Recreation Commission, Planning Board, Planning Board Road Committee, Supervisors of the Checklist, Tercentenary

Celebration Committee, Trustees of the Trust Funds, Zoning Board of Adjustment and several yearly workshops and training sessions.

Line Dancing is held on Friday evenings as well as a Grange Harvest Festival in September. Other events include weddings, anniversaries, funeral receptions and association meetings have been held here. Anyone wishing to rent the Town Hall for a special event should contact the Administrative Assistant.

In 2012, voters approved the passage of a warrant article in the amount of \$1,500 to convert the former Selectmen's office to new office space. The space has been cleaned, painted and organized and the Assessor is now located in this office. Space has been provided so that active and other reference files can be stored here rather than the attic which is difficult to work in during the hot summers and cold winters. Improvements yet to be done include items such as upgrading of the lighting and window blinds. The Assessor is now located in this office along with the "Doc Star" electronic filing system.

Kay Graham continues to assist with this effort to include review and recycling or secure shredding of documents no longer required to be kept by law. Thank you, Kay!

#### **Town Hall Beautification & Repairs**

In July 2006, Jack Fermery of Nason Road presented a design plan to beautify the grounds around the Town Hall addition. He expanded the flower beds for a sixth time in 2011. Jack maintains the sprinkler system, and along with his wife Carol, the weeding of the flower beds.

Selectmen delegated to the six-member Town Improvement Committee the responsibility of prioritizing a long-term plan for repairs to the Town Hall. In 2011, it included the replacement of the old clapboards with cement board clapboards which are low paint maintenance.

Four windows were replaced in the two front offices of the old section of the Town Hall, two were new windows and the two on the north and south sides were salvaged and restored from the windows that were saved from the west side of the building when the new addition was constructed in 2000. Also, insulation was blown onto the interior foundation in the basement to prevent the warm air from leaving the building.

*Eric N. Small, Town Administrator*

## **CEMETERY TRUSTEES**

Looking back on 2012, the Cemetery Trustees are pleased with the results of combined efforts that brought all Hampton Falls cemeteries one step closer to being restored to a condition worthy of their historical and sacred grounds history. We especially wish to thank the Heritage Commission and David French for providing funds to purchase the sign for Old Brookside and Steve Bryant for his contribution of time, talent and materials in putting the sign in place. Seven of the town cemeteries are now identified.

As part of our ongoing project of gravestone restoration, we secured the services of Jonathan Appell, Gravestone Conservator, who repaired and conserved over twenty-five gravestones and monuments in both Old and New Brookside, including the Governor Weare monument and its urn which was severely damaged by the February 2012 storm. None of this work would have been possible were it not for a generous anonymous donation.

The roads in and out of West View Cemetery, once private now under the supervision of the Cemetery Trustees, are in need of attention. Over the years traffic has deepened the ruts which could then cause damage to the undercarriage of vehicles, therefore we will be looking into how best to solve this problem.

Lastly, we wish to thank the Rockingham House of Correction for providing the youthful help in removing a good portion of the overgrown brush from Old Brookside this past summer and to the volunteers who provided the tools and means to transport the brush to the town dump.

*Lillian Walker, Trustee Chair  
Geno Hardy, Trustee  
Jonathan Bohm, Interim Trustee*



## POLICE DEPARTMENT

It seems like I was just sitting here at the computer preparing last year's report. Where did 2012 go? The timing of this report always makes me realize we are about halfway through another budget season with the public hearing, deliberative session and voting coming up soon. It also makes me look back at the year and realize how busy we were and what we were able to accomplish in the prior 365 days. Here are some things from the past year that you might find interesting.

2012 has statistics very similar to 2011. This is a good thing in the police service. There were no big surprises and we were able to stay well within our allocated budget. Burglaries are down by 2, while thefts are up by 2. Domestics are up by 3 from last year. Our overall statistics are down from last year.



One of the things we did notice this year is the continued metal thefts; the most difficult of which are copper pipe thefts/burglaries. The thieves enter a house and remove the copper piping. Often the water damage is more than the actual cost to replace the pipes. Gold is also at an all-time high per ounce cost. Safeguard your jewelry because thieves often sell to cash for gold companies that melt the gold as soon as they get it. Safes can be a good choice for your valuables, but remember they must be mounted securely to your home or they are just a fire proof box which can be taken by thieves. Good quality locks, lighting and alarms are also excellent deterrents. If you are going to be away or your house is empty pending a sale, make sure to make it look as lived in as possible. Let us know and we can check it as well through our vacation check program.

A reminder to those of you who have burglar alarms installed in your homes and businesses, make sure they are in good working order to protect you as well as prevent false alarms. Have them serviced once a year. Make sure all those who will be using the alarm are

trained to operate it properly. We see an increase in false alarms each year, however, with your help, we hope to see a reduction in false alarms for 2013.

Unlocked cars are a target many thieves cannot resist. With all the personal electronics, expensive sunglasses and the occasional purse or wallet left behind the loss can be very significant. Thieves want to be into your car and gone in a few seconds so I cannot urge residents enough to bring their keys in the house and lock their vehicles or put them in the garage. Most of these thefts occur at night and it is almost impossible to locate the perpetrators or the missing items.

During the course of the year, Officer Peter Fowler was assigned as the department's detective. He has completed some specialized investigative training and will be handling many of the criminal cases such as burglaries which require further investigation. He also has been able to attend regional detective meetings to keep up with the latest information to help our community.

We have been able to address some of our radio communication issues this year. We worked with the Rockingham County Sheriff's department to create a direct hardwire phone link for radio transmissions from Hampton Falls to dispatch. This project moved to a much higher priority after a situation in one of the radio dead spots in town where an officer was wrestling with two men. He was trying to take them into custody and could not reach dispatch. This was a really dangerous situation which could have become much worse. The Sheriff is also looking at the Hampton Falls Public Safety building as location for a radio repeater site to further alleviate communication dead spots for Hampton Falls and some of the other coastal towns. Some testing has shown the safety complex location is well suited to receive and transmit the frequencies we need.

We also received 4 new narrow band portable radios worth nearly \$10,000 as part of a state grant program this year. This helps better our communication ability with the digital technology and ability to reach our dispatch along with complying with federal mandates.

During 2012, we have worked on obtaining a prosecutor that is an attorney. The ever increasing complexity in prosecution of criminal cases has made it clear that we are at a disadvantage going up against defense attorneys. Many states do not allow police officers to prosecute but NH still does. Many towns in NH now contract with an attorney to do prosecution duties for their police departments. This year we were able to coordinate with the Rockingham County Attorney's Office and Exeter Police Department to

obtain the services of an assistant county attorney with the cost shared 80/20 by Exeter and Hampton Falls. The contract starts on January 1, 2013. We are looking forward to the ability to offer the town residents an attorney to represent their concerns as victims in court. I want to thank Lt. Boynton for his years of excellent service as the department's police prosecutor. He will still be keeping up on all his other duties including his well-received informational emails from the police department. If you wish to be included, just let him know at [tboynton@hamptonfallspd.com](mailto:tboynton@hamptonfallspd.com).

The generosity of the police association has allowed the department to join forces with the Rockingham County Sheriff's Department in obtaining a more compatible records management program at a third of the cost of trying to do it on our own. The gift of \$20,000 from the Hampton Falls Police Association has allowed us to participate in a multi jurisdiction version of IMC that will serve the department well into the future. It will help reduce the paperwork burden on the officers since we will be using the same program as our dispatch center. This will allow many items to be backfilled into forms eliminating the manual entry and constant toggling back and forth we do now between our dispatch program and our records management system. There will be a learning curve for us with the new software, so please be patient with us.

We have run two hiring processes during 2012 screening nearly 60 candidates. So far we have not hired anyone although there are several potential candidates going through a background process now. We know that finding, screening and hiring the best candidates for Hampton Falls is not an easy task. Candidates are screened out or drop out in every phase of the process. I am pleased that the compensation review committee recognized this and made some wage recommendations that will make us more competitive.

We have training each year on many different subjects. One training session of note near the end of this year was centered on the school and response to incidents there. We have worked closely with the school over the years to be prepared for different incidents and have planned incident responses. In light of national events we wanted you to be aware of this. We work very hard to make Hampton Falls a safe community and hope our school planning efforts are not needed.

I want to thank all the agencies we depend on for their assistance over the course of the year; The Hampton Falls Fire Department, our mutual aid agencies, NH State Police, the Rockingham County Sheriff's Department and Rockingham County

Attorney's Office. Without them, we would not benefit from the specialized assistance and backup needed to properly serve the town.

We wish you a prosperous 2013 and we will continue to work hard so that Hampton Falls is a safe place to live, work and have fun.

***Robbie E. Dirsa, Police Chief***



***Police Department Secretary Sheri Allen, Lieutenant Tom Boynton and Police Chief Robbie Dirsa***

**HAMPTON FALLS POLICE**  
**2012 DEPARTMENT CALLS**

|                      | <b>2010</b> | <b>2011</b> | <b>2012</b> |
|----------------------|-------------|-------------|-------------|
| 911 Call             | 56          | 30          | 35          |
| Aband. Mtr Veh.      | 1           | 6           | 3           |
| Accident             | 74          | 72          | 65          |
| Alarms               | 171         | 167         | 176         |
| Animal               | 58          | 127         | 58          |
| Arrests              | 142         | 104         | 97          |
| Assault              | 6           | 7           | 7           |
| Assist Fire/Rescue   | 112         | 140         | 127         |
| Bad Check            | 10          | 2           | 2           |
| Burglaries/Robbery   | 15          | 16          | 14          |
| Business Checks      | 1047        | 1130        | 1290        |
| Citizen Assist       | 71          | 81          | 72          |
| Civil Matters        | 16          | 22          | 21          |
| Criminal Mischief    | 16          | 18          | 21          |
| Criminal Trespass    | 9           | 6           | 17          |
| Directed Patrols     | 15          | 40          | 18          |
| Dist. Court Caseload | 476         | 461         | 347         |

|                     |             |              |              |
|---------------------|-------------|--------------|--------------|
| Disturbance         | 14          | 16           | 18           |
| Domestic            | 29          | 28           | 31           |
| Dumping             | 14          | 6            | 10           |
| DWI                 | 31          | 25           | 19           |
| Fingerprints        | 14          | 6            | 6            |
| Found Property      | 15          | 16           | 6            |
| Fraud               | 6           | 5            | 14           |
| Harassment          | 26          | 13           | 10           |
| Haz. Situation      | 125         | 117          | 89           |
| House Checks        | 1401        | 2316         | 2144         |
| Intoxicated Subject | 6           | 2            | 6            |
| Juvenile Problem    | 10          | 9            | 11           |
| Lost Property       | 7           | 7            | 5            |
| Missing Person      | 3           | 6            | 6            |
| Motor Veh. Comp.    | 70          | 71           | 72           |
| Motor Veh. Lockout  | 11          | 16           | 11           |
| Motor Vehicle Stops | 1631        | 1306         | 1159         |
| Mutual Aid          | 266         | 279          | 276          |
| Neighborhood Prob.  | 22          | 9            | 9            |
| Off. Gen. Incident  | 130         | 126          | 134          |
| Officer Wanted      | 62          | 56           | 64           |
| OAS                 | 41          | 24           | 21           |
| Open Door           | 5           | 4            | 5            |
| Paperwork Service   | 82          | 81           | 68           |
| Parking Complaints  | 3           | 2            | 5            |
| Phone Calls         | 1674        | 1426         | 1487         |
| Police Info         | 75          | 85           | 101          |
| Possession Drugs    | 12          | 15           | 7            |
| Possess/Use Tobacco | 0           | 0            | 0            |
| Protective Custody  | 7           | 12           | 6            |
| Radar Checks        | 765         | 873          | 881          |
| Reckless Acts       | 10          | 4            | 4            |
| Relay of Items      | 3           | 0            | 0            |
| Sexual Assaults     | 4           | 2            | 2            |
| Sex. Off. Registry  | 10          | 5            | 14           |
| Snow/icy roads      | 18          | 29           | 16           |
| Suicide/attempts    | 6           | 3            | 5            |
| Summons issued      | 763         | 545          | 465          |
| Suspicious Activity | 153         | 177          | 158          |
| Theft               | 38          | 39           | 41           |
| Threats             | 2           | 2            | 7            |
| Towed Motor Vehicle | 1           | 5            | 2            |
| Untimely death      | 0           | 1            | 1            |
| VIN Verification    | 23          | 19           | 25           |
| Welfare Check       | 29          | 32           | 34           |
| <b>TOTAL</b>        | <b>9912</b> | <b>10249</b> | <b>9,825</b> |



*Hampton Falls Fire Department responds to mobile home fire at Wakeda Campground (7/11/12)  
Cause of fire likely a mosquito trap propane tank.*

## **AMBULANCE & FIRE REPORTS**

A review of 2012 shows that we were slightly down in all categories that we ‘track’ but that does not mean that we were not busy. In the early spring we responded to a few grass and brush fires due to dry conditions and a fire in a dishwasher that fortunately did not do damage to the rest of the kitchen. A trailer was a total loss during the summer and an attic fire was started from spray foam insulation in the fall. As part of the mutual aid agreement we have with 42+ other towns, including some in Massachusetts and Maine, we did receive some help during these calls as well as providing the same to them when needed throughout the year.

We did see an increase in alarm activations from either Carbon Monoxide or smoke detectors, which means the systems are working correctly and proving that early detection is a factor in reducing the amount of structure fire annually. Speaking of fire prevention items, Lincoln Akerman School completed the sprinkler system project which helped alleviate some safety issues that have been lingering for a number of years.

In March, voters approved the first of a two-part plan to build a mezzanine above the fire apparatus for storage in order to utilize available space in the station. Between Fire, Police and Emergency Management we have a number of ‘bulky’ items that we don’t use all the time but each has a specific use and we need to put them someplace. In March of 2013, the second half of the request will appear on the ballot.

We hosted an American Red Cross blood drive during our annual Open House in October with 33

people participating (which ARC thought was very good for the first time).

On the medical side of the Department we added some new technology to our bag of tricks - we now have the ability to transmit cardiac information directly to the hospital before we leave the patient's house. In a move to reduce the amount of paper we use every year, we now have the ability to process insurance billing online as well as a number of fire and ambulance reports that are required by different State agencies.

One of the stand-out items for EMS was that there were about half the amount of car accidents compared to the previous year. Some of this may have been due to the lack of snow storms in 2011/2012 winter, or maybe people just started to pay attention while driving.

The EMT's were busy with details this year providing standby coverage at two separate horse shows, a bicycle race and a ladies-only obstacle course/mud run. Hampton Falls is becoming a 'destination' for various events.

We lost some dear friends this year including the oldest resident, Ken Pelton, who passed away in his favorite place in the world – his blueberry patch. I hope I am half as active when I get to be his age. We also lost Janet Davies, sister to Deputy Chief Russ Davies, who had been our dispatcher for many, many years when we were still at the fire house on Kensington Road. Building Inspector Kevin Kelley moved on to become the Building Inspector in North Hampton this summer and I wish him the best. A number of items were corrected with his assistance during his tenure.

Thanks are extended to all town employees and volunteers who help us during the year. We are *very* fortunate to have a great working relationship with you and couldn't do our best without you. I would also like to thank all the families of the members of the Fire Department. The Department members put in a tremendous amount of training time, leave all kinds of planned events and usually are late to things; without the help and support of the families we would not be able to provide the Town of Hampton Falls a top quality emergency response department.

If you have any questions or concerns, our non-emergency number is 926-5752, call us any time. **Emergency call number is 9-1-1.** Remember that no emergency is too small and you are *not* bothering us...it's what we do. We are also on Facebook.

Sincere thanks are also extended to the members of the community for their support during the year. Please remember, the Fire Department is just a phone call away and always willing and prepared to assist you. No emergency is too small. We would rather be called and not needed than needed and not called.

***Emergency: Call 911***  
***Non-Emergency: Call 926-5752***

| <b>Emergency Calls</b>         | <b>2012</b> | <b>2011</b> |
|--------------------------------|-------------|-------------|
| Auto Accidents*(MVC)           | 28          | 48          |
| Brush/Grass Fires              | 5           | 0           |
| Building/Chimney Fires         | 5           | 4           |
| Car Fires                      | 1           | 4           |
| Alarm Activation (Fire/CO)     | 38          | 28          |
| Alarm Activation* (Medical)    | 14          | 28          |
| Fire calls (Other)             | 19          | 24          |
| Good Intent Call               | 7           | 1           |
| Medical & Rescue*              | 101         | 115         |
| Mutual Aid                     | 15          | 16          |
| Police Assist                  | 5           | 1           |
| Public Assist                  | 6           | 8           |
| Smoke/Odor Investigation       | 9           | 8           |
| <b>Emergency sub-total</b>     | <b>253</b>  | <b>285</b>  |
| <br>                           |             |             |
| <b>Ambulance Transports</b>    |             |             |
| HFFD (M/F 08:00 to 17:00)      | 40          | 49          |
| HFFD (Nights / Weekends)       | 73          | 59          |
| Mutual Aid                     | 3           | 19          |
| <b>Transports Totals</b>       | <b>116</b>  | <b>127</b>  |
| <br>                           |             |             |
| <b>Service Calls</b>           |             |             |
| Alarm Inspection (Fire, CO)    | 19          | 27          |
| Brush Burn Permits (One Day)   | 193         | 198         |
| Brush Burn Permits (Seasonal)  | 69          | 70          |
| Cert Occupy Insp./Permit       | 12          | 8           |
| Comm. Build. Inspection        | 37          | 75          |
| Firepl/W'stove/Chim Inspect    | 5           | 8           |
| H2O Supply                     |             |             |
| Insp/Testing/Maint             | 53          | 115         |
| Misc Inspections               | 46          | 94          |
| Oil Burn Inspection            | 7           | 8           |
| Oil Burn Permits Issued        | 5           | 7           |
| Police Assist - Non Emg        | 9           | 5           |
| Pub Assist/Contact - Non Emg   | 138         | 143         |
| <b>Service Total</b>           | <b>593</b>  | <b>758</b>  |
| <br>                           |             |             |
| <b>Grand total Emg/Service</b> | <b>846</b>  | <b>1043</b> |

***Jay M. Lord, Fire Chief***



# BURNING OF BRUSH

## State Law Prohibits Residential Trash Burning

Effective January 1, 2003

### What Materials CAN Be Burned Outside?

(Only with a permit from your local fire warden)

- Clean untreated wood
- Leaves and brush less than 5 inches in diameter
- Campfire wood or charcoal
- On-premises burning for forest prevention, agricultural, forestry, or wildlife habitat improvement
- Untreated wood from the construction or demolition of a building

*Penalties for burning without a permit are punishable by fines of up to \$2,000 or one-year imprisonment, or both. The N. H. Department of Resources and Economic Development has enforcement authority under RSA 227-L.*

### What Materials CANNOT Be Burned Outside?

- Household trash
- Packaging materials
- Coated or laminated papers
- Painted or treated wood
- Coated or treated cardboard
- Animal, vegetable, kitchen waste
- Plastics
- Rubber
- Oily rags

*Penalties for illegal burning of trash may include a warning, with an explanation of the ban; fines of up to \$100 for the first offense; and fines of up to \$250 for subsequent offenses. The N. H. Dept. of Environmental Services has enforcement authority under RSA 125-N.*

Open burning permit. The Hampton Falls Fire Department has an answering service for burning permits and other non-emergency business. Please call 926-5752 and leave a message. The messages are checked daily around 4:00 pm.

Here is a quick review for obtaining a burning permit:

- All outside fires that are not barbecues, including chiminea, kettles and other “FREE STANDING” FIRE PLACES always require a permit regardless of the time of year and weather conditions.

- All burning must be done after 5:00 PM and the fire must be out and cold by 9:00 AM the following morning.
- Burning Permits are only good for one day and only issued the day of the fire.
- Burning permits cannot be obtained until after the site is inspected by a Deputy Fire Warden.
- Burn pile should be of a small manageable size with no material larger than five inches in diameter.
- Brush and clippings are acceptable, but leaves should be put in a compost pile.

Reminder – have on hand shovels and a garden hose to contain and extinguish the fire. The fire is not out until the ashes are cold and wet.

If you have further questions, please leave a message at 926-5752 and a Deputy Fire Warden will return your call. Thank you.

*Hampton Falls Fire Wardens*

## FOREST FIRE WARDEN

Your local Forest Fire Warden, Fire Department, and the State of New Hampshire Division of Forests & Lands, work collaboratively to reduce the risk and frequency of wild land fires in New Hampshire. To help us assist you, please contact your local Forest Fire warden or Fire Department to determine if a permit is required before doing ANY outside burning. Under State law (RSA 227-L:17) a fire permit is required for all outside burning, unless the ground is completely covered with snow. The New Hampshire Department of Environmental Services also prohibits the open burning of household waste. Citizens are encouraged to contact the local fire department or DES at 603-271-1370 or [www.des.state.nh.us](http://www.des.state.nh.us) for more information. Safe open burning requires diligence and responsibility. Help us to protect New Hampshire’s forest resources. For more information please contact the Division of Forests & Lands at (603) 271-2214, or online at [www.nhdfl.org](http://www.nhdfl.org).

Due to a record warm winter and little snow, our first fire occurred on February 4<sup>th</sup> with several more early fires to follow. Normally a large percentage of the warm windy days with low humidity occur when the ground is saturated from a long snow covered winter. By the time the surface

fuels and ground dry out enough to burn, we only have a few weeks until “green up”. This year however we had an extended period of these favorable spring fire conditions. Our largest fire in the state was 86 acres. The average size fire was .6 acres. Extensive summer rains kept total acreage burned to near normal levels.

As has been the case over the last few years, state budget constraints have limited the staffing of our statewide system of 16 fire lookout towers to Class III or higher fire danger days. Despite the reduction in the number of days staffed, our fire lookouts are credited with keeping most fires small and saving several structures due to their quick and accurate spotting capabilities. The towers fire spotting was supplemented by the NH Civil Air Patrol when the fire danger was especially high. Several of the fires during the 2012 season threatened structures, a constant reminder that forest fires burn more than just trees. Please help Smokey Bear, your local fire department, and the state’s Forest Rangers by being fire wise and fire safe!

***ONLY YOU CAN PREVENT WILDLAND FIRE***

**EMERGENCY MANAGEMENT**

The spring started with the required every other year test of the response plan for Seabrook Station and after two drills and a graded exercise we got good marks from the Nuclear Regulatory Commission and FEMA, Thanks to all that participated in them.

The 25+ year old generator was replaced at the Public Safety Building through a grant with NH Homeland Security and Emergency Management. The grant allowed us to increase the fuel tank to 1,000 gallons and triple the size of the generator from 20 to 60 kW of power. To help get everything installed we used the services of the HF Road Agent to dig the hole and set the tank. A number of fire department members dug the trench for gas lines and constructed the concrete pad to set the generator on. An outside contractor hooked it up. With the increased power demands of the building over the years, this new unit will come in handy during events that knock out the power and will allow emergency services to respond to events around Town.

Hampton Falls Emergency Management also participates in the Exeter Area Public Health group planning for large scale inoculations, epidemics, etc. In August, due to the events at Exeter Hospital, we were asked to assist at the Hepatitis C clinic at the Stratham

Middle School. We assisted by checking in and handing out job assignments to the 100 workers from various agencies of the State and local Health Departments that were taking and testing blood samples.

Superstorm/Hurricane Sandy arrived in October just in time to mess up Halloween( at one point in the days leading up to it making landfall in New Jersey, it was on track to come directly through Hampton Falls). Fortunately, Hampton Falls missed a direct hit and enabled the Department to undertake an exercise to check all our contingency plans. I like to live by the motto “Plan for the worst, hope for the best”. If you have not built your own emergency ‘go kit’ we have some info for you at the station and would be happy to share. You can reach us at 926-5752 with any questions.

*Jay M. Lord, EM Director*

**BUILDING INSPECTION  
CODE COMPLIANCE  
HEALTH OFFICER  
PLANNING & ZONING  
ADMINISTRATOR**

Permitting remained at a steady pace through 2012. Approvals were issued for five new homes with four of them completed during the calendar year. Renovations and additions were at the same pace as last year.

Businesses in the residential corridor have been proactive completing required life safety upgrades to comply with the New Hampshire State Fire Codes.

If you are thinking of starting a new building project this year please take a moment to create a checklist of important items for review. State environmental laws and town ordinances are the guidebooks for planning any new projects. Many areas of Hampton Falls contain protected wetlands. Wetlands are determined by soils and vegetation. Hampton Falls requires a 100 foot buffer from any wetlands; this is more stringent than State regulations. If you are contemplating a project you may contact this office concerning zoning regulations or review a copy of the zoning book online at [www.hamptonfalls.org](http://www.hamptonfalls.org). The newly updated website is also the place to find applications for many activities involving building, renovating or upgrading your property.

If you are contemplating an addition or renovation to the interior of your home be aware of a requirement contained in the International Residential Code for one and two family dwellings. If you undertake this type of

work you will be required to bring your entire home up to current life safety standards for smoke and carbon monoxide alarms. Sections 314 and 315 of the IRC outline the requirements for these life saving devices. Even if you aren't planning on updating your home it is still a good idea to review your alarm devices for operation. Most alarm manufacturers recommend replacing these devices every ten years (seven for carbon monoxide alarms). Date codes are usually imprinted on the devices to help determine age. Test them regularly. Now is a good time to start planning as the spring will be here before you know it. If you don't have a contractor, it's time to start looking and getting references. If a contractor will not supply you a list of satisfied customers, there is a reason.

Generators have become as common as lawnmowers in homeowners garages. Power outages are a huge inconvenience in today's electronically dependent homes. If you already own one, or are considering adding it to your arsenal of tools make sure to review safe installation and operating procedures.

Prior to 2011, there was no requirement to submit a new Individual Sewage Disposal System (ISDS) design to replace a septic system in kind. This is now mandated. Please check with this office for procedures.

Depending on the scope of your project there are many things to consider especially if you want to add a bedroom. Don't assume that the soils can support the expansion especially if it is an older system. Test pits are the only way to determine if it can support the additional loading.

If it's an addition you want to add, do you know the yard requirements or setbacks from your property lines? They vary depending on the acreage of your property.

You may have plenty of land, but do you have wetlands or poorly drained soils on or within 100 feet of a wetland boundary? Hampton Falls has an additional 100 foot buffer from wetlands. If your property falls into this category you would need to seek relief from the Zoning Board of Adjustment which could add months to your projected start date.

Plan ahead for new projects and save time and costs. If we can't answer your questions, we will help you find the person or agency that can.

The Planning Board has been active on multiple issues such as Subdivision and Site plan regulations that need to be amended or added as necessary. The Sign Ordinance was reviewed and changes have been made with regard to the size and illumination of certain signs.

One new section of the Building Code is Historic Review for Demolition for buildings assumed to have been constructed more than 75 years before the application for the demolition permit. The reasoning for

the delay is to allow the committee to photograph the structure and to see if there is an alternative where the Committee would propose to the owner to save a part of the town's past and preserve it for future generations. In some cases the owner may not even be aware that the structure may be of some historical significance. The role of the Committee is advisory and not mandated. The Board members work very hard to keep Hampton Falls productive yet protected for its residents and visitors alike.

The Town is continuing its proactive approach to Eastern Equine Encephalitis, referred to as "Triple E," by contracting to spray areas prone to mosquito pools. Your personal vigilance at home is essential to lessen the chances of contracting this life altering illness by eliminating standing water on your property. Anything that can hold water (old tires, buckets, etc.) is a potential breeding pool.

In 2012, there were 162 total permits (167 in 2011) issued with a total estimated value of \$3,030,324. The total amount collected for permit fees was \$20,081.

**STATISITICS**

| <b>Construction</b>                | <b>Permits</b> |
|------------------------------------|----------------|
| New Homes                          | 5              |
| Renovations                        | 21             |
| Additions                          | 15             |
| Barns, Sheds, Garages              | 4              |
| Plumbing/Electrical and Mechanical | 109            |
| Misc.                              | 12             |
| <b>TOTAL</b>                       | <b>166</b>     |

This office dedicates nearly 50% of available time performing inspections with regard to code compliance in Building, Health, and Septic applications. Consultations with residents, realtors, contractors and the general public with inquiries on building, planning, zoning and wetlands issues are also frequent. Effective September 2012 the Building Inspector's position was revised to part time. The Building Inspector's office hours are from 8:00-12:00 a.m., Monday, Tuesday and Thursday. Accommodations may be made outside of normal hours for special circumstances. If you have any questions or concerns, please contact me by e-mail [buildinginspector@hamptonfalls.org](mailto:buildinginspector@hamptonfalls.org) or call the office at 926-4618, ext. 5

**Mark Sikorski**  
**Building Inspector/Code Compliance**  
**Officer/Health Officer**  
**Planning and Zoning Administrator**



## MOSQUITO CONTROL

Dry conditions favor West Nile Virus (WNV). That was apparent in NH and across the country last season. As of Dec 2012, there were 5,387 human cases of WNV with 243 deaths nationwide. In NH, there were 41 WNV positive mosquito batches in eight communities and a human case in Manchester. The WNV positive mosquitoes were trapped in Seabrook, Brentwood, North Hampton, Exeter, Stratham, Salem, Manchester and Nashua.

Mosquitoes carrying EEE were found in Sandown, Manchester, Brentwood, Newton, Danville, and Newfields last season. Two horses and two emus died of EEE. The horses lived in Durham and Derry while the emus were from Fitzwilliam. Massachusetts had an active season with 266 mosquito batches testing positive for EEE and seven human cases of the disease. EEE may be on the rise again after two previously quiet years in NH. I would expect to see more EEE activity next year in the state.

Dragon has identified 89 larval mosquito habitats in the Town of Hampton Falls. Crews checked larval habitats 270 times throughout the season. There were 89 sites treated to eliminate mosquito larvae. In addition, 95 catch basin treatments were made to combat disease carrying mosquitoes. Adult mosquitoes were monitored at four locations throughout town. Nearly 3,900 mosquitoes were collected in light traps, identified to species, and select species were sent to the State Lab to be tested for diseases. No mosquitoes collected in Hampton Falls tested positive for disease in 2012. Spraying to control adult mosquitoes was conducted last season at the Lincoln Akerman School and Governor Weare Park.

The proposed 2013 Mosquito Control plan for Hampton Falls includes trapping mosquitoes for disease testing, sampling wetlands for larval mosquito activity, larviciding where mosquito larvae are found, efficacy monitoring, and emergency spraying when a public health threat exists. The control program begins in April when mosquito larvae are found in stagnant water such as red maple and cedar swamps, ditches, and woodland pools. Trapping adult mosquitoes begins in July. The mosquito control program ends in October when temperatures drop and daylight diminishes.

Homeowners can reduce the number of mosquitoes in their yard by emptying any outdoor containers that hold standing water such as buckets, trash barrels, and boats. Tires collect enough water for mosquitoes to survive. It is also a good idea to change the water in bird baths every two or three days.

Residents who do not want their wetlands treated may use our No-Spray Registry online at

[www.DragonMosquito.com/No-Spray-Registry](http://www.DragonMosquito.com/No-Spray-Registry) or write to Dragon Mosquito Control, P.O. Box 46, Stratham, NH 03885. Be sure to include your name, physical address, phone number, and a description of your property with boundaries. Otherwise, your property may be treated. Anyone who submitted a request in 2012 may contact the office to reaffirm your request. Inquiries may be emailed to [info@dragonmosquito.com](mailto:info@dragonmosquito.com) or call the office at 734-4144. You may call or email our office for assistance regarding mosquitoes, insecticides or questions about EEE or WNV. Check out our web site: [www.dragonmosquito.com](http://www.dragonmosquito.com) where you can request a larval survey, sign up for email alerts or follow us on Twitter.

*Respectfully submitted,  
Sarah MacGregor, President  
Dragon Mosquito Control, Inc.*



*Road Agent Dick Robinson*

## HIGHWAY DEPARTMENT

2012 was my fourth serving as the town's road agent. My responsibilities include: emergency repairs, winter road maintenance, road construction, road maintenance and safety measures.

Emergency repairs result from vandalism, accidents and acts of mother nature and involve the repair and/or replacement of guardrails, road shoulders, street and safety signs, removing dead limbs and fallen trees from the roadways, filling pot holes and closing off roads in times of floods and accidents.

In 2012, Selectmen entered into its fourth year contracting with Environmental Landscape Management (ELM) for snow removal purposes with the two minimum payments, totally \$31,000, the first being made by November 15 and the second by December 15;

the final payment being no later than April 30, 2012. Payments to the contractor are based on a maximum of 78 inches of snow (6 inches more than in 2012), with a cap of \$ 161,200, an increase of \$12,400 over the past year. The Agreement extends for one year to November 15, 2013.

I serve as an advisor to the Board of Selectmen on snow removal issues and work directly with the snow removal contractor. We continue to monitor the use of salt on our roads to make sure that just the right amount is used to make the roads safe and passable and to prevent the pollution of residential wells. This year we took the state bid for solar salt through International Salt in Portsmouth at a cost of \$55.92 a ton.

Selectmen accepted Wadleigh Lane as a town road, with a two year maintenance period. At the end of two years, the town engineer will conduct an inspection of this road and if repairs are needed, funds are available at the developer's expense.

Selectmen continued its agreement with the University of New Hampshire Technology Transfer Center (UNH T2), in road inventory data collection, identification of pavement conditions, and operation of Road Surface Management System (RSMS) software. A survey team of civil engineers from the University performed the road condition survey and analysis.

The team performed the following steps using UNH T2's RSMS software:

1. Inventoried the road system, dividing the roads into sections as appropriate
2. Determined and documented the conditions of each section
3. Prioritized maintenance and repair requirements
4. Chose maintenance or repair methods appropriate to each condition category
5. Determined unit costs of these maintenance and repair methods
6. Elected a maintenance or repair method for each road section
7. Established long-term work and budget plans

The survey team maintains an inventory of road conditions for all locally maintained roads in a GIS database available through GRANIT. Factors were determined for establishing priorities and repair treatment cost estimates. The data was entered into the RSMS program, which developed a prioritized list of maintenance and repair recommendations.

Working from RSMS reports, town officials can prepare a detailed comprehensive long-term work and Budget plan. The survey team identified road sections based on changes in road geometry, pavement condition,

and traffic volume. 70 sections were defined for the **24.1** miles of paved roads.

Currently **75 %** of paved local roads in Hampton Falls, NH (referred to as the Town) are in need of repairs. At this time capital improvements and road maintenance budgets are inadequate to meet these needs. The Town's roads are deteriorating more rapidly than the Highway Department can maintain and reconstruct them. The Town recognizes this problem and is seeking to create a long-term work and budget plan to restore the roads.

In 2010, a capital reserve fund was established for the maintenance of the town roads and voters approved a deposit of \$45,000 that year and \$55,000 in 2011 and 2012. Voters will be asked to raise and appropriate \$95,000 to add to this fund in 2013.

In the early fall, sections of Drinkwater Road were re-paved and a culvert on Sanborn Road replaced. A yearly maintenance program for all the roads is important for their longevity as well as for public safety purposes. Trees and limbs are addressed annually and roadside mowing was completed in the late summer.



***Repair of Culvert at 33 Sanborn Road***

Hurricane Sandy struck the area in October. Public Safety departments assisted with needs during the storm event. Federal funds were awarded to the town in the amount of \$2,878 to pay for 75% of the storm-related expenses.

The Emergency Management Director and Unitil representatives continue to work with the Planning Board on a plan for removing trees along the scenic roads to avoid loss of power during the winter storms.

Funds have been included in the 2013 budget to fund preventive road maintenance projects in order to save on future reconstruction costs.

***Richard Robinson, Road Agent***

## HIGHWAY SAFETY COMMITTEE

The Highway Safety Committee met a few times during the year to discuss items brought to us by citizens or other town departments. Topics such as visibility requirements for driveways, speed limits, signage for neighborhoods and grant applications were addressed. If you have a concern regarding a road safety issue please forward it to me at the fire station or the town hall. The issues will then be discussed at the next Highway Safety Committee meeting and recommendations passed along to the Selectmen for action.

*Jay M. Lord / Chairman*

## OLD STAGE ROAD BRIDGE COMMITTEE

The Old Stage Road Bridge has become a popular destination for runners, bicyclists and strollers of all ages. The Bridge project was previously featured on WMUR's (Channel 9) NH Chronicle program as an example of a community project accomplished solely by volunteers and private donations - without any public funds.

The Bridge also has been featured on the cover of NH Town and City, the NH Local Government Center's magazine. Volunteers continued their efforts to enhance the site, adding a display that includes photographs showing various stages of construction. A special thank you from the Committee to the Hampton Falls Fire Department for its annual donation of the wreath that adorns the Bridge at Christmastime.

*Judy B. Wilson, Chairperson*

## SOLID WASTE & RECYCLING

### Brush Removal

With the abundance of wood chips on the market, the town has had to resume paying for the removal of brush from the brush dump. Funds have been re-added to the Solid Waste Disposal budget.

### Cardboard Recycling

There are three cardboard recycling units at the Brush dump next to the town garage. Selectmen request that residents flatten the boxes before placing them in these containers and request that only cardboard be disposed at this location and no other solid waste. Due to the amount of other waste left at this location, the Selectmen have authorized the posting of a sign prohibiting dumping of waste; Police Take Notice.

## Cleanup Days – spring and fall

The annual spring and fall white goods cleanup days are held in May and October. It begins at 8 a.m. and ends at 2 p.m. We charge fees for the disposal of electronics, tires, and units containing Freon and propane tanks. Residents must have a dump sticker to use the brush dump or the cleanup days. Stickers, valid for three years, are on sale at the Town Clerk's office for \$10.

Special thanks go to those members of the Hampton Falls Fire Department and citizens who volunteer during these events.

## Holiday Pickup

Effective January 1, 2013, there is *no longer* a need to determine if there was a holiday that affects the collection day. The Board of Selectmen entered into a new multi-year contract with Northside Carting. One amendment to the contract was to have Friday be the only collection day for trash and recycling.

*Effective January 1, 2013, the collection day for both rubbish / recyclables is Friday; Containers shall be placed at the curb by 6:00 a.m.*

## Recycling Unit at Brush Dump

Selectmen have authorized the placement of a comingled recycling container at the Brush Dump for those who might miss weekly recycling pickup. The container is inside the gates of the Brush Dump and can only be used on Saturdays when the Brush Dump is open (Saturdays beginning April 1 through November end).

## Rules for the Disposal of Used Petroleum Oil

### At the Hampton Falls Brush Dump

1. Only residents of Hampton Falls may participate in this program.
2. Please call (926-5752) for an appointment Monday through Thursday before delivering the used oil.
3. Used oil must be in clear containers, no larger than 5 gallons.
4. Residents must identify their name and phone number on the container. (We provide stickers.)
5. The Town appointed agent inspects the used oil before accepting it for disposal.

## Solid Waste & Recycling Committee

Erik Caldwell, Mike Hastings and Ken Nydam are members of the Solid Waste and Recycling Committee.

It serves to advise the Board of Selectmen of regional, long term solutions to solid waste and recycling disposal.

**Committee Mission Statement**

1. To consist of three residents of the Town of Hampton Falls.
2. To elect officers, delegate assignments, and take other actions as may be deemed necessary by a vote of the majority provided a quorum is present.
3. To comply in all respects with the provisions of RSA 91-A, the NH Right to Know Law.
4. To call upon the services of the Town Administrator for administrative assistance as may be necessary.
5. To make a recommendation to the Board of Selectmen as to whether or not the Town should make a commitment (or enter into a long-term agreement) for a single stream recycling program as part of the Concord Regional Solid Waste Resource Recovery Cooperative.
6. To research alternative solid waste (trash) collection methods and the comprehensive costs related thereto.
7. To assist with the bidding process upon the expiration of the existing Solid Waste Agreement.
8. To propose and/or evaluate existing and new regulations for waste disposal in the Town of Hampton Falls, including modifications to the current Solid Waste Ordinance.
9. To undertake other solid waste and recycling related investigations and projects upon the request of the Board of Selectmen.

**Collection Statistics**

| Year | Rubbish- Tons | Recyclables - Tons |
|------|---------------|--------------------|
| 2010 | 851           | 211                |
| 2011 | 828           | 259                |
| 2012 | 773           | 241                |

***Eric N. Small, Town Administrator***  
***Lori A. Ruest, Administrative Assistant***

**BRUSH DUMP**

The following statistics show the number of vehicles hauling brush to the brush dump - corner of Drinkwater and Parsonage Roads. The brush dump is open Saturdays from 8 a.m. to 2 p.m. beginning April 1 and closing the last Saturday in November for leaves, brush and grass clippings only and on the first Saturday in January for Christmas trees.

**Brush Dump Use**

| Months opened             | 2010         | 2011         | 2012       |
|---------------------------|--------------|--------------|------------|
| January (Christmas trees) | 20           |              | 25         |
| March – special openings  | 187          | ---          | ---        |
| April                     | 363          | 140          | 191        |
| May                       | 384          | 150          | 92         |
| June                      | 95           | 90           | 100        |
| July                      | 110          | 245          | 125        |
| August                    | 66           | 189          | 123        |
| September                 | 119          | 165          | 169        |
| October                   | 338          | 283          | *41        |
| November                  | 183          | 185          | *68        |
| <b>TOTAL</b>              | <b>1,865</b> | <b>1,472</b> | <b>934</b> |

*\*Interim Dump Attendant – no counts taken*

***Paul Michael, Attendant***

**WELFARE**

Welfare Officer Sue Benoit received a number of inquiries for assistance in 2012, resulting in a total cost of \$3,512.

When an applicant needs food, referrals are made to Rockingham Community Action, the Church of Christ in Seabrook, the Salvation Army and St. Vincent DePaul in Hampton. These organizations provide food and/or clothing on an emergency basis. Clients are required to apply for food stamps at the Portsmouth Office of the NH Dept. of Health and Human Services.

During the winter season, applicants are referred to the Fuel Assistance Program at Community Action. In some cases when payments are made, reimbursement must be made to the town in cash.

As there are few rental units in Hampton Falls, referrals are made to Cross Roads House, a homeless shelter in Portsmouth, for temporary housing and to the NH Housing Finance Authority for permanent housing.

The Board of Selectmen has adopted NH Local Government Center’s updated guidelines for the administration of welfare and contract with a professional welfare agent to process all applications.

***Eric N. Small, Town Administrator***



## **SOUTHEAST REGIONAL REFUSE DISPOSAL DISTRICT 53B**

The Southeast Regional Refuse Disposal District was established in 1988 under RSA Chapter 53-B. The District is authorized to provide four facilities: recycling, landfill, septage, and waste-to-energy. Each member municipality can participate in one or more of the District's facilities and the various costs and expenses are apportioned among the members.

The District is presently made up of ten member towns: Brentwood, Fremont, Hampton, Hampton Falls, Kensington, New Castle, North Hampton, Rye, Sandown and South Hampton. It is intended that the interests of all member municipalities, be they large or small, be protected. Also provided is flexibility in developing solutions to joint solid waste problems.

In 2012 Household Hazardous Waste Day events were held on May 19, 2012 in Hampton and on September 22, 2012 in Brentwood. Both events were very successful with Hampton serving 357 households and Brentwood serving 256. Those who chose to participate were able to dispose of materials such as paints, pesticides, batteries, household cleaners, and pool chemicals as well as electronic devices such as televisions, computers and air conditioners. Keeping these materials out of our landfills and precious water resources is a benefit to all of us that is difficult to measure. The District is pleased to provide this service to its members each spring and fall and encourages participation of as many households as possible.

The Southeast Regional Refuse Disposal District started out its 2012-2013 fiscal year on April 1, 2012 with an Operating Budget of \$22,920.00. The December 31, 2012 financial reports show expenditures to date of \$7054.34 with 69.22% remaining. The Household Hazardous Waste portion of the budget was set at \$30,000.00. As of December 31, 2012 \$696.30 remained in that budget, or 2.32%. The financial statements presented by auditors Weidema and Lavin, CPA's, PA, confirmed a surplus of \$51,654.00 as of year ended March 31, 2012. At the District's March 2012 Quarterly Meeting it was voted to retain that surplus fund balance and restrict it to future endeavors to allow necessary research and hire consultants for a new solid waste contract as the current contract expires.

I would like to thank all the representatives and alternates from all the member towns for their participation and efforts over the past year.

*Everett (Bud) Jordan, Chairman  
SOUTHEAST REGIONAL REFUSE  
DISPOSAL DISTRICT 53B*

## **TOWN IMPROVEMENT COMMITTEE**

In 2012, the Town Improvement Committee again worked on a variety of town projects. Members of the Committee include Larry Smith, Jack Fermery, Dick Robinson, Wayne Barker and Peter Robart serving as Chairman. Wayne joined the Committee in April; we were pleased to add him as a full time member. Town Administrator Eric Small attended our meetings as well as Building Inspector Kevin Kelley until Eric retired in August and Kevin Kelley left employment to take a position in North Hampton

The Town Common continued to stay in excellent condition through periods of low rain fall. We were again able to host two Castleberry Fairs in May and September, "Concerts on the Common" during the summer months and weekly farmers' markets. In 2013, two more Castleberry Fairs are planned. The Committee is still soliciting donations to install curbing around the grass perimeter of the Town Common. We have approximately half of the funds necessary to complete the project. With some luck with fund raising, we may be able to complete the curbing and pave the shoulder area between the grass and the roads that run along the Common.



In 2011, we had met with the New Hampshire D.O.T. concerning the creation of an actual traffic island on the west end of the Town Common. No promises were made, however, this April, we learned the State would provide granite curbing for the island if we would finish the interior section. We thank Road Agent Dick Robinson for providing top soil and helping extend the irrigation system into the island. We additionally thank Jim Ziolkowski for providing and installing the plants.

In September, to honor Karen Ayers and her tireless work on behalf of the Hampton Falls Conservation Commission, we planted a Dogwood tree in her name at the Library. Dick Robinson's backhoe might have seemed to be oversized to dig a tree hole but without it we could not have penetrated the shale layers in order for the tree to grow.

With the passing of a 2012 warrant article for \$20,000, the Town Improvement Committee continued to work

on its plan to install lower maintenance materials on the exterior of the Town Hall while improving overall energy efficiency. With work completed in 2011 on the east facing front entrance the Town Hall, the Committee voted to work on the north (Route 88) side of the Town Hall to include the following:

- Repairing and adding new insulation in the attic above the newer town offices.
- Removing the old wood clapboards and adding blown in insulation.
- Replacing the wood clapboards with fiber cement lap siding.
- Converting the corner boards and water table from wood to cellular PVC.
- Replacing the basement windows to operable low maintenance units.



Most of this work was completed in the fall of 2012. As probably expected with a building of this age, the contractors discovered several areas of significant structural wood deterioration with the trim and clapboards removed. It proved timely to address these

areas and make appropriate repairs before conditions worsened.

The Town Improvement Committee wishes to emphasize that most of the landscaping labor and much of the materials provided for the Town Hall and the Town Common have been provided by volunteers and private donations. We thank Jack and Carol Fernery as well as Pam Fitzgerald for all the effort they have put into both areas.

With gardening expertise in mind, we were delighted to add Sandy Brubaker to the membership of the Committee at the end of 2012. Sandy is an accredited Master Gardener who will add valuable help in maintaining our town landscaping. With Sandy's guidance, we are hoping to form a Hampton Falls Gardening Group to enhance the look of our Town's properties,

We are excited to expand the relatively small lawn in front of the Town Hall in the spring of 2013. Much of the preparation is in place already for this project. We also intend to enhance the irrigation system for the gardens and lawn areas.

The Committee is supporting an additional Warrant Article in 2013 to finish the siding and insulation on the original section of the Town Hall. With this final phase, the Town Hall will finally be completely insulated and be more maintenance free. We have made significant improvements to the Town Common and Town Hall and look forward to seeing these projects through to completion. We are always interested in finding new members and donors who are interested in improving the Town through volunteer projects.

***Peter G. Robart, Chairman***



### **“Tie-Dye T-Shirts”**

**Kyle Chandler, Brooke Chandler, Meghan Tanguay, Kassie Howard, Sophia Schleppy,  
Abby Howard, Jessica Schleppy**

**participate in a children’s activity sponsored by Youth Services Librarian Carol Sanborn  
at the Hampton Falls Library**



| HEALTH AGENCIES                   | Contact #    | HEALTH AGENCIES<br>Summary of Services                                                                                                                                                                                                                                                                                                                                                                                                                                                                                                                                              | Town's Donation 2012 |
|-----------------------------------|--------------|-------------------------------------------------------------------------------------------------------------------------------------------------------------------------------------------------------------------------------------------------------------------------------------------------------------------------------------------------------------------------------------------------------------------------------------------------------------------------------------------------------------------------------------------------------------------------------------|----------------------|
| AIDS Response Seacoast            | 433-5377     | ARS is a non-profit organization and is the only HIV/AIDS agency serving the Seacoast area since 1987. It has a two-fold mission: to prevent the spread of HIV infection by promoting the avoidance of unsafe practices through education and prevention programs for individuals, groups and communities and to provides direct services for those living with HIV/AIDS and their families through case management and other practical and emotional support services for them and their loved ones. ARS provides services without cost to anyone with HIV/AIDS.                   | 1,200                |
| American Red Cross                | 766-5440     | The Great Bay Chapter of the ARC provides emergency relief to victims of local disasters and helps local residents prevent, prepare for and respond to emergencies. Emergency communication services and training in life saving skills (water safety, baby-sitting, life-saving cardiopulmonary resuscitation (CPR) and first aid are available. Disaster services and armed forces emergency services are available to Hampton Falls at all times. It is available to the Fire Dept. during fires and other emergencies, and to families with military members anywhere on earth. | 946                  |
| Area Homecare & Family Services   | 436-9059     | The Area Home Care & Family Services helps people remain independent in their homes with dignity and happiness as long as possible, thereby avoiding the higher costs of institutionalization. There has been a steady increase in the number of elderly needing home care support services. Project CoolAir program is available to Hampton Falls elderly and people with disabilities.                                                                                                                                                                                            | 300                  |
| A Safe Place                      | 800-854-3552 | A Safe Place provides emergency shelter to victims of domestic violence. The services include an emergency shelter, a 24-hour-a-day crisis phone line that provides support and offers information, legal advocacy (assistance in obtaining temporary and permanent protective orders), referrals to appropriate service agencies, peer support, support groups for women, teen dating violence, children staying at the shelter and support groups.                                                                                                                                | 500                  |
| Big Brother Big Sister            | 516-2227     | Big Brothers Big Sisters is a free service. The agency does an in-depth interview with the children, their families, and potential Big Brothers/Big Sisters, recruits and trains the Big Brothers/Big Sisters, and involves the schools, therapists, or police in the children's lives. Then the agency sets up specific goals in the Big Brother/Little Brother, Big Sister/Little Sister relationship and supervises them regularly. These efforts assist children in making positive changes in their lives to become positive citizens in our community.                        | 800                  |
| Court Appointed Special Advocates | 800-626-0622 | CACRC provides a neutral setting that allows trained personnel from law enforcement, the Rockingham county Attorney's Office, Department of Children, Youth and Families, crisis centers, medical providers and mental health professionals jointly investigate alleged child abuse by providing a safe, controlled environment for the evaluation of child abuse and exploitation, coordinating services to victims and families while reducing the long-term effects that abuse has on children, their families and society.                                                      | 500                  |
| Child Advocacy Center of          | 434-5565     | The Child Advocacy Center of Rockingham County protect children by providing a safe environment to evaluate child abuse and exploitation, coordinating services to victims and families and preventing future abuse.                                                                                                                                                                                                                                                                                                                                                                | 1,250                |

| HEALTH AGENCIES                                      | Contact #    | HEALTH AGENCIES<br>Summary of Services                                                                                                                                                                                                                                                                                                                                                                                                                        | Town's Donation 2012 |
|------------------------------------------------------|--------------|---------------------------------------------------------------------------------------------------------------------------------------------------------------------------------------------------------------------------------------------------------------------------------------------------------------------------------------------------------------------------------------------------------------------------------------------------------------|----------------------|
| Rockingham Co.                                       |              |                                                                                                                                                                                                                                                                                                                                                                                                                                                               |                      |
| Child & Family Services of NH                        | 800-640-6486 | CFSNH is the only area counseling center that sees low-income adults and their families on a sliding fee scale. Its referrals come from schools, police, residents and human services. It helps residents deal with the stresses of unemployment, poor self esteem, chemical dependence, parenting skills and problems with their children.                                                                                                                   | 500                  |
| Families First & Support Center                      | 422-8208     | Families First Health and Support Center is a nonprofit community health center and family support center. The goal of FFHSC is to bring affordable medical and dental care and parenting classes to the Hampton, Hampton Falls, North Hampton-Seabrook region.                                                                                                                                                                                               | 200                  |
| Lamprey Health Care                                  | 659-2494     | Lamprey Health Care provides comprehensive health care to residents of southeastern New Hampshire. The services include primary care, prenatal care, pediatric care, alcohol and substance abuse counseling, diabetes education, Reach Out and Read, an early literacy program, and InfoLink, an information and referral service.                                                                                                                            | 700                  |
| Richie MacFarland                                    | 778-8193     | The Richie MacFarland Children's Center is the only early intervention program available for developmentally delayed children from birth to age three who reside in your community. RMCC serves families with children whose development has been delayed by congenital disorders, physical/emotional trauma and/or environmental risks.                                                                                                                      | 900                  |
| Retired & Senior Volunteer Program (Friends Program) | 436-4310     | RSVP offers older adults a meaningful life through volunteer service that is responsive to community needs. RSVP provides opportunities for persons age 55 and over to serve on a regular basis. RSVP volunteers serve through organizations, agencies, and institutions designated as volunteer stations - courts, schools, libraries, day-care centers, hospitals, nursing homes, economic development agencies, and other community service organizations. | 100                  |
| Rockingham Community Action                          | 431-2911     | Community Action provides a wide range of services that are unduplicated in the county. These services meet immediate, critical needs, while others are designed to help families achieve long-term economic self-sufficiency.                                                                                                                                                                                                                                | 2,754                |
| Rockingham Nutrition/Meals on Wheels                 | 679-2201     | RNMWP provides meals for residents, the elderly and disabled. The nutrition program provides hot homebound.                                                                                                                                                                                                                                                                                                                                                   | 400                  |
| SeaCare Health Services                              | 772-8119     | SeaCare Health Services delivers affordable health care to low income, working families in Towns in southern and central Rockingham County and offers health care providers an opportunity to volunteer their professional expertise to this under-served population. These individuals and families do not qualify for government sponsored assistance and are unable to secure private health insurance because of very limited financial resources.        | 1,425                |
| Seacoast Hospice                                     |              | Seacoast Hospice promotes the quality of life for the terminally ill patients and supports the family through this process. It offers a team approach - the patient's physician, a nurse, social worker, clergy                                                                                                                                                                                                                                               | 0                    |

| HEALTH AGENCIES                                 | Contact #                | HEALTH AGENCIES<br>Summary of Services                                                                                                                                                                                                                                                                                                                                                                             | Town's Donation 2012 |
|-------------------------------------------------|--------------------------|--------------------------------------------------------------------------------------------------------------------------------------------------------------------------------------------------------------------------------------------------------------------------------------------------------------------------------------------------------------------------------------------------------------------|----------------------|
| Seacoast Mental Health                          | 800-416-9207<br>433-5078 | and specially trained volunteers. Services include programs for the bereaved, a Loan Closet (electric beds and wheelchairs), a speaker's bureau, in-service training programs, and a lending library. The SMH provides comprehensive mental health services and offers reduced fees for those in need.                                                                                                             | 1,100                |
| Seacoast Visiting Nurses                        | 926-2066                 | Seacoast VNA provides home health and community services. An episode of care is a period of no more than 60 days in which the patient receives all the home health services required to maintain the patient at home safely. Each patient's plan of care is specific to the patient and their medical needs and is ordered by their primary physician.                                                             | 5,510                |
| Seacoast Youth Services                         | 474-3332                 | Seacoast Youth Services provides community and school-based services and support for at-risk youth and their families. This includes drug/alcohol prevention education and intervention, youth leadership training, community service opportunities, anger management and self control skills education, youth support groups, parent/guardian support, after school programs and education and family assistance. | 1,500                |
| Sexual Assault Support Services                 | 888-747-7070             | Sexual Assault Support Services supports victims/survivors to heal from the trauma of sexual assault and childhood sexual abuse, while strives to prevent the occurrence of sexual violence in local communities and in society at large. Education programs and teacher-training and police-training events were held.                                                                                            | 540                  |
| NH SPCA                                         | 772-2921                 | The New Hampshire Society for the Prevention of Cruelty to Animals provides care and shelter for over 3,200 animals at its Stratham location. It takes animals from the region and places them into good homes, assists animal control officers, educates children and adults about the humane treatment of animals.                                                                                               | 1,000                |
| Transportation Assistance For Seacoast Citizens | 926-9026                 | Hampton Falls is one of eight communities served by TASC's corp of volunteer drivers who provide rides to senior citizens and other adults whose health prevents them from driving.                                                                                                                                                                                                                                | 475                  |

## LIBRARY TREASURER

|                                 |               |
|---------------------------------|---------------|
| <b>Income:</b>                  |               |
| Town of Hampton Falls           | 52,617        |
| Interest                        | 41            |
| <b>Total Income</b>             | <b>52,658</b> |
| <br><b>Expenses:</b>            |               |
| 341 Telephone                   | 712           |
| 345 Internet                    | 50            |
| 360 Custodian                   | 2,280         |
| 390 Other Professional Services | 3,306         |
| 410 Electricity                 | 4,861         |
| 411 Heat                        | 2,915         |
| Heat (prepaid)                  | 1,500         |
| 490 Other Property Services     | 1,783         |
| 555 Newsletter                  | 1,100         |
| 560 Dues and Subscriptions      | 928           |
| 570 Computer Support            | 113           |
| 620 Office Supplies             | 1,389         |
| 625 Postage                     | 140           |
| 630 Maintenance & Repairs       | 4,840         |
| 670 Materials                   | 16,975        |
| 680 Program Materials           | 1,647         |
| 685 Summer Reading Program      | 2,057         |
| 690 Book Processing Supplies    | 423           |
| 740 Technical Equipment         | 393           |
| 750 Furniture & Fixtures        | 541           |
| 830 Meetings & Conferences      | 1,075         |
| 840 Automobile Expenses         | 283           |
| 880 Miscellaneous Expenses      | 62            |
| <b>Total Expenses</b>           | <b>58,501</b> |

The payroll and benefits for library employees were processed at the town offices for a total cost of \$112,787. These funds were not transferred to the library treasurer

|                                   |                |
|-----------------------------------|----------------|
| Fulltime Positions                | 35,173         |
| Part-time Positions               | 46,958         |
| Merit Pay                         | 2,000          |
| Employee Benefits                 | 28,656         |
| <b>Total Salary plus Benefits</b> | <b>112,787</b> |

In addition, the library received \$55,311 in unanticipated income.

## Unanticipated Income Report

|                                      |                      |
|--------------------------------------|----------------------|
| <b>Income:</b>                       |                      |
| 001A Book Sale                       | 2,268                |
| 001B Library Cards                   | 180                  |
| 001C Coffee Income                   | 249                  |
| 001D Misc. Reimbursements            | 57                   |
| 001H Craft Fair Registration         | 175                  |
| 001J Santa Party Donations           | 72                   |
| 001 Other Misc. Income               | 12                   |
| (Bequest)                            | 45,601               |
| 003 Conscience Box Money             | 111                  |
| 004 Copier Income                    | 384                  |
| 007A Adult Book Donations            | 309                  |
| 007B Adult Program Donations         | 72                   |
| 007C Children's Book Donations       | 2,407                |
| 007D Children's Program Donations    | 20                   |
| 007F Summer Reading Donations        | 218                  |
| 007G General Donations               | 300                  |
| 007J Donations for Artist Benefactor | 37                   |
| 007M HFFL Garden Tour                | 500                  |
| 007N Donation for 2013               | 500                  |
| 007 Other                            | 20                   |
| 008A Summer Reading Grants           | 725                  |
| 008D Landscaping                     | 914                  |
| 025 Reimbursed Materials Fund        | 173                  |
| <b>Total Unanticipated Income</b>    | <b>55,311</b>        |
| <br><b>Citizens Bank</b>             |                      |
| Public Funds                         | \$ 9,986.29          |
| Donations A/C                        | \$ 173,894.77        |
| <br>Wachovia                         |                      |
| General Fund                         | closed               |
| Landscaping Fund                     | closed               |
| <b>Total</b>                         | <b>\$ 183,881.06</b> |

*Beth R. Forgione, Library Treasurer*

## LIBRARY TRUSTEES

It often seems that the only constant in life is change, but the Library managed to maintain favorite programs while continuing to offer new events.

Over the course of the year, the Library added 1,169 new items to its collection, 373 of them donated by our generous patrons. In accordance with our technology plan, we were able to update 3 patron computers and helped patrons learn how to use NH

OverDrive on their Kindles and Nooks, which saw a nearly 100% increase in usage from Hampton Falls patrons from 2011. Early in the year we posted a brief survey to see how many of you were using NH OverDrive and our databases, which continues to inform us in how to allocate our funds. The Library has

continued its subscriptions to Learning Express Library, Mango Languages, Ancestrylibrary.com, and Heritage Quest for personal enrichment, NH OverDrive for access to free eBooks and audio books, and to OnlineNewsstand where patrons can read 70+ magazines with full text articles without paying for a subscription.



*Scarlett Orluk, Maggie Ohsberg, Ainsley Pouliot, Georgia Orluk, Amanda Longo, Victoria Allegría*

***Library Director Judy Haskell hosts a  
Mother – Daughter – Aunt – Cousin Tea at the Library***

The Library added 51 new resident patrons and instituted a higher fee of \$40 for out-of-town memberships of which we now have 17. The price for black and white copies rose from ten to fifteen cents, and color copies went from a quarter to fifty cents to reflect the higher cost for ink and paper. Our two book sales and bake sales continued to generate income to purchase new items and fund programs, as did the 2<sup>nd</sup> Barnes & Noble Bookfair, and the 3<sup>rd</sup> annual Craft Fair raised funds while showcasing local talent; thanks to Nancy Brown Duffie and Carol Sanborn, the popularity of our monthly basket-making classes may develop into a cottage industry! Meanwhile, the talented groups who meet to knit on Tuesdays and bead on Fridays offer everyone the opportunity to produce handmade treasures on a weekly basis.

The Library embarked on a collaborative venture with Seacoast Youth Services to launch a Hampton Falls Garden Tour in June. Ten spectacular

gardens were featured, the weather cooperated, and ticket holders from near and far came to admire the many ways the homeowners coaxed the best from their beautiful properties. We trust that Sam Hemond's Reading Garden renovation, completed over several weekends in October and November, may even qualify to be on the next tour!

A revival of the Friends of the Library was another welcome development this year, complete with board elections, new bylaws and filing paperwork for 501c3 status. The group has begun planning events and look forward to learning more about what people would like to see at the Library.

Our youth enjoyed many ongoing activities, such as the "Artists in Flight" art show, four weekly story times for toddlers and preschoolers, and the always-popular Summer Reading Program while also having fun with new events like the stuffed animal sleepover, paper airplane flight school, and creating

sharpie tie-dye t-shirts, plus establishing a new 3<sup>rd</sup>-4<sup>th</sup> grade book discussion group.

In matters financial, the Library received a “Kids, Books and the Arts” grant for \$200 plus a generous donation from local family which funded additional performances for the Summer Reading Program, while the Hampton Rotary Club once more awarded us \$500 to help cover Summer Reading Program expenses. A grant from the Boston Museum of Science for \$275 fueled children’s interest in “science magic” The Library received a grant of \$500 from the Rye Driftwood Garden Club to purchase plants and materials to complement Sam Hemond’s wonderful Eagle Scout project of expanding and renovating the Reading Garden, and also received a NH Humanities Council grant of \$400 to fund a well-attended performance by Pontine Theater Group.

The Trustees spent a significant amount of time in 2012 conducting a salary survey, updating a number of policies including use of the Meeting Room, and Internet and Computer Use, which links with the Privacy, Subpoena and Search Warrants policy; actively participating in the Garden Tour, assisting Sam Hemond with his Eagle project by providing a backhoe, closely monitoring the maintenance issues the building has developed, and supporting the Library’s Book Sales. Their energy and expertise have been put to good use and their reliability and willingness to get things done is greatly appreciated.

The Library staff and Trustees are also indebted to the following volunteers and donors for the many ways they contributed to the well-being of the Library in 2012. Listed alphabetically, we’d like to thank David and Elaine Ahearn, Matthew Alburn, Lt. Larry Anderson, Don and Abbie Jane Anderson, Anne Armand, John Ashak, Nancy Axelson, Marilyn Ayles, Tommy Baker, the Blankenship family, Cassie Brouillard, Joey Brouillard, Mandy Brouillard, Sherri Brown, Sandy and Andrew Brubaker, Susi Burke, Barbara and John Burns, Steve Castle, Mark Caunter, Ed Caylor, Carole and Al Chanasyk, Katherine Chandler, Linda Coe, Marly Coe, Caitlin Colacchio, Patricia Connell, Marcia Curtis, Sandy Davies, Lori and Ward Dilmore, Anne Diltz, Chief Rob Dirsa, Alex Dittami, John Doyle.

Carol and Jack Fermery, Anne and Frank Ferreira, Beth Forgione, Gina Freeman and George Jedlin, Marietta Garavaglia and Ted Tocci, Jake Golas, Ann Haggart, Shawn Hanson, Stacie Hanson, Wendy and Scott Harrington, Lisa Hayes, Tracy Healey-Beattie, Denise Hemond, Josh Hemond, Paul Hemond, Sam

Hemond, Sue Herson, Charlie Higginson, Pat Howard, Kathryn and Larry Job, Joan and Tom Kennedy, Nina Kewley, Jodi Kriner, Lori Lemire, Will Lojek, Chief Jay Lord, Amy Magnarelli, Donna Makechnie, Lauren Makechnie, Jane McGinn, Richard McDermott, George and Louise Merrill, Kim and Paul Michael, Kristin Miranda, Jessica Moriarty, Beverly Mutrie, Kirsten Nelson, Kyle Nelson, Margie O’Donnell, Doug Oxley.

Janet Perry, Nadine Perry, Kathleen Pilon, Cora and Gabe Pimentel, Emma Ratigan, Deborah Regan, Alisha Roberts, Josh Roberts, Justin Roberts, Tim Samway, Gregg Sanborn, Jane Shanahan, Peter Sheesley, Susan Smylie, Ethan Tanguay, Meghan Tanguay, Sheila Tanguay, Deborah and Nick Thomas, Traci Thompson, Kari Tweito, Steve Volpone, Cam and Anderena Wallace, Kerrie Ward, Lori Ward, Carol Whalen, T.J. Wheeler, Clara Whitney, Jonathan and Paige Witham, and Adam Zumbado.

In addition, we would like to thank the following businesses for their generous contributions: Ace/Coastal Living Paint and Hardware, Dodge’s Agway, Drinkwater Flowers & Design, Fiddlesticks, Hampton Falls Scout Troops, Hampton Falls Village Market, Hampton Rotary Club, Hannaford, Las Olas, the Paul Montrone Foundation, Phillips Exeter Community Volunteers, Philbrick’s Fresh Market, Quicksilver Fine Jewelry & Gifts, WalMart of Seabrook, Winnacunnet Interact Club Volunteers, and You’re Invited. Your continued support is greatly appreciated.

|                                   | <u>2011</u>   | <u>2012</u>   |
|-----------------------------------|---------------|---------------|
| <b>Registered Patrons:</b>        | 1,624         | 1,556         |
| <b>Library Programs Held</b>      |               |               |
| Youth:                            | 201           | 190           |
| Adult:                            | 313           | 283           |
| <b>Total</b>                      | <b>514</b>    | <b>473</b>    |
| Story Time/<br>Program Attendance |               |               |
| Youth:                            | 2,786         | 2,402         |
| Adult:                            | 1,946         | 1,692         |
| <b>Total</b>                      | <b>4,792</b>  | <b>4,094</b>  |
| Interlibrary Loan                 |               |               |
| Borrowed:                         | 723           | 652           |
| Lent:                             | 434           | 410           |
| <b>Total</b>                      | <b>1,157</b>  | <b>1,062</b>  |
| Adult Circulation:                | 11,235        | 12,039        |
| Juvenile Circulation:             | 9,733         | 6,618         |
| <b>TOTAL:</b>                     | <b>20,968</b> | <b>18,657</b> |

*Armida Magnarelli, Chairperson*



## ENERGY COMMITTEE

In 2012, the Hampton Falls Energy Committee (HFEC) provided assistance to the LAS Facilities Committee with regard to the proposed school renovation.

The HFEC, comprised of Shawn Hanson, Beverly Mutrie, John Ratigan, Tony Delano, Scott Bieber, Steve Sabatini, Tom Baker, and Joe Minai, with the support of Julie LaBranche of the Rockingham Planning Commission (RPC).

*Tony Delano, Chairperson*

## TERCENTENARY CELEBRATION STEERING COMMITTEE

This Committee was established in 2011 to help guide the planning for the 300<sup>th</sup> anniversary of the Town to be held in 2022. Its role is to encourage and coordinate participation by existing town organizations in the planning and execution of this event. As members of this committee, our objective is to provide a variety of celebratory activities which will appeal to residents of all ages.

We have begun to gather input from the public (recognizing that “time flies”) and in May of this year held an informal meeting with a number of long-term residents to gain their ideas as to how this milestone should be celebrated. Subsequent to that—and with the very capable assistance of videographer Wendy Harrington—we interviewed several of our life-long “Townies” to capture their perspective on Hampton Falls in the earlier years. Fascinating!

Our near-term work will continue with the exploration of commemorative events which will meet the Committee’s objectives of inclusion, variety and relevance. As with any significant initiative, financing is important, and we seek to build up a reserve fund over the coming years which will enable us to celebrate Hampton Falls’ 300<sup>th</sup> anniversary in a way that will be meaningful to us all!

We encourage you to approve the upcoming warrant articles on behalf of the Tercentenary Celebration and we thank you for your prior support.

*Marietta L. Garavaglia, Judy B. Wilson*



***Chief Warrant Officer Michael Stan serves with Joint Forces Headquarters, NH Army National Guard. Michael is the husband of Supervisor of the Checklist Lyn Stan.***

## AMERICAN LEGION POST 35

The Hampton American Legion Post #35 performed the Memorial Day and Veteran’s Day services at the Hampton Falls Common. The program honoring our fallen heroes consisted of school bands, speaker, clergy, placing of a memorial wreath, salute to the dead and taps. Legion member Robert Woodes is in charge of placing markers, flags, and geraniums on all veterans’ graves.

|                        |          |
|------------------------|----------|
| 6 Bronze Grave Markers | 195.00   |
| Flags                  | 268.80   |
| Total                  | \$463.80 |

On Veterans Day, November 11, 2012, at noon, a Monument dedication at Weare Common in Hampton Falls was held to honor all New Hampshire Veterans who served during America’s wars and conflicts from April 30, 1975 to September 11, 2001. The dedication ceremony included: Soloist Jessica Moriarty to sing National Anthem, Pastor Ken Lawrence, Seacoast Girl Scout Brownie Troop 13968 from Sacred Heart in Hampton to sing “God Bless America,” Guest Speaker Chris Nevins, with the unveiling of the monument done by Gulf War Veterans Frank Fitzgerald and Mike Farinola of Hampton Falls.





## HISTORICAL SOCIETY

We have reached the end of the planned term of office of our treasurer, Marietta Garavaglia, and I wish to focus on the real impact she has made on the board of the Society. Although she will admit she is no accounting guru by any means, she has been able to bring some real clarity into our financial management systems by developing a user friendly spreadsheet that will really help us to start creating annual budgets that will guide us in deploying our funds wisely and with aforethought. Thank you, Marietta.

Replacing Marietta in the Treasurer's role is Kaylene Graham, who, fortunately, for us, was recruitable as well as being the possessor of prior related experience, and who can and is currently engaged in converting the accounts into QuickBooks.

Also new to our board this year is Karen Sabatini who many will know as having been ably assisting the town in the Clerk's office for some time. She has taken over the Membership Secretary's role and used her computer skills to modernize the systems to allow for enhanced records management of our growing number of members. Our museum-designed proprietary software is now up and running, and most members (and many lapsed members!) will have by now received communications generated by the system to remind and encourage renewal of expiring or lapsed memberships. To assist in the changeover from the quaint but folksy

handwritten system of reminders, Cindy Wojcicki, another volunteer serving currently as an alternate board member, has devoted many hours together with Karen to help bring about a relatively seamless switch to the 21<sup>st</sup> Century systems. To buy some time during the changeover, and to encourage renewals, a special arrangement was made that changes all memberships to a common expiry date of April 30 each year, memberships were extended for the extra period beyond their normal expiry date, without any pro-rata extra fee. This "deal" will continue for the remaining period until April 30.

Newly instituted this year was our presence at the ramp at the entrance to the polls outside the town hall where we set up a booth to make it easy for many member and non-member voters to renew their memberships. This proved to be both an effective exercise, as well as a fun way for board members to socialize with and answer questions from the public about the non-profit status and activities of the society. We did this again at the primary election and the general election with a good "yield" for our efforts. Look for us again at the polls on town meeting day March 12<sup>th</sup>. We are hoping for mild weather again this year!

There has been one unusual donation we received this past year that is being readied for installation near the old East Schoolhouse by the Free Library. That building, which used to be located near the post office, will gain an antique gas pump which will evoke memories in some of our more elderly members and passers-by, since there was such a pump located there when "Punky" Merrill had his general store in operation. We hope to have all the parts of the pump assembled after sandblasting and repainting, and the pump installed on the concrete pad built for it by society Life Member Wayne Barker, later this spring.

During the year we noticed some mold growing on a few of the artifacts in the museum, and an inspection by local mold abatement expert Ron Augusti brought to our attention the need for taking aggressive action to remediate the growth of mold. After a spellbinding presentation he presented to the board of directors, it was decided that we will need to take out the carpet, clean the air ducts from the furnace and have the mold killed through the application of a special dense ozone treatment, cleanup with heap-vacuum system and special treatment of, among other things, one of our beaver-skin top hats. While all this will take some organization, and funds, the total cost will be manageable largely due to Ron's generosity in doing his part of the work on a bro-bono basis, for which we are very thankful.

The need for completing the residing efforts of the museum has resulted in the support by all selectmen of a warrant article to raise and appropriate \$14,000 to support this project. The passage of this article by voters will help to bring the ageing but still beautiful building into a more presentable state for the prominent place the building holds in this historic part of our town, besides preserving its water tight integrity and increasing the energy efficiency through added insulation of the walls. The society provided free refreshments at the village square during the Memorial Day and Veteran's Day commemorative events this past year to the delight and enjoyment of those who participated at the activities. We plan to continue this service due to its overwhelming popularity, both for the quality of the home baked goodies and the opportunity to socialize with veterans and residents.

The Barn Sale held this year was by all accounts a grand success. Besides providing loads of fun for socializing with visitors to the Aberdeen Farm, itself a historic place once owned by Dr. Charles B. Bailey who was a beloved family practitioner (and who delivered many visitors into this world!), we were able to raise funds in support of our activities. Donated items for sale ranged from the sublime to the ridiculous, for which we are grateful. Isn't it often surprising that one person's junk is another's treasure?

The board of trustees is planning to hold a long range planning session this spring at which our mission and goals will be reviewed and updated. We plan to explore new avenues to follow, bring new features to our deliverables, and determine how we can become even more relevant to our membership. To this end we are always eager to hear from members and the public. Please consider what you would like us to focus on to meet your needs relating to the history of Hampton Falls, be they preserving artifacts, assisting in researching genealogies, providing informative programs and educational forums or other interests. You may reach us by email at [hamptonfallshistoricalsociety.com](http://hamptonfallshistoricalsociety.com) , or by telephoning a board member listed below.

Finally, I wish to thank all our members and other volunteers for their continued support of our activities, and especially the hardworking board members without whom we would not be able to function.

#### **Board Members:**

Bobbi Sliva, Beverly Mutrie (A),  
Anne Coombs, Ann Antaya,  
Cindy Wojcicki (A); Kay Graham Treasurer;  
Bob Perkins, Marietta Garavaglia,  
Georgiana Swain, Forrest Brown,  
Karen Sabatini, Secretary

*David French, President*

### **SCHOLARSHIP COMMITTEE**

Trustees of the Scholarship Committee recognized secondary school graduates for their academic, personal and community achievements through scholarship awards. Over fifteen thousand dollars was distributed to Hampton Falls graduates who successfully completed first semester requirements. The Helen F. Batchelder Scholarship was awarded to Keegan M. Twomey. Scott J. Watts received the Hampton Falls Grange Scholarship. Recipients of the Cable Television Scholarship were Joseph R. Brouillard, Brad A. Fagan, Amie Linnehan, Kyle P. Nelson, Luke R. Pontbriand, Hunter N. Stetz and Colin J. Ward.

Current Trustees George Allen, Tracy Beattie, Carol Christie, Didier Matel, Robert Perkins and Roberta Sliva extend congratulations on behalf of the Town to these young men and women. Exemplary in academic, athletic and community achievement, we commend them and their parents for their accomplishments and wish them every success in future endeavors.

*Tracy Healey Beattie, Chairperson  
Helen F. Batchelder Scholarship Committee*

## CONSERVATION COMMISSION

It has been a productive year for the Conservation Commission. Thank you to the members and volunteers that made 2012 possible. In 2012, the Hampton Falls Conservation Commission focused on making the current conservation lands more accessible to town residents and responding to conservation related issues. This focus will continue in 2013.

Karen Ayers stepped down as Chairman in 2012 after many years of vital service to the Commission. Her lengthy leadership position and persistent efforts had a significant impact on Hampton Falls and preservation of valuable lands such as Raspberry Farm. Those familiar with the fruits of her labor continue to appreciate her service in the realms of conservation and preservation. Though no longer on the Commission, Karen continues to be generous with her time and extensive knowledge in assisting the Commission in its efforts.

Bobbi Burns accepted the nomination as new Chairman. The Commission also welcomed Kay Graham and Dale Ohsberg as new members. Nancy Roka, Robert Weiner, Bonnie French, David Gandt, John Ratigan and JP Pontbriand continue as members. Emily Bowers has remained the secretary. In addition, a number of residents continue to volunteer their time to help with trail clearing and other projects. They include Chuck Graham, Paul Melanson and Alfred Bassett. Thanks to all for your time and efforts.

Thanks to the efforts of many, including Chris Merrill, Dick Robinson and Wayne Barker, a gravel parking lot with granite block enclosure was constructed at Raspberry Farm. Those who frequent the trails at the farm know what a relief it is to have a convenient place to park. The Commission hopes the parking lot will increase recreation at the farm and encourage residents to explore this beautiful land.

Many thanks to Glenn Schrempf for his continuing efforts with haying Raspberry Farm and maintaining the trails. Glenn provided framed pictures of the haying process which can be seen at the Town Hall.

"Partners in Conservation" signs were erected at the Raspberry Farm and Marsh Lane properties. These signs commemorate these areas and provide help in identifying parking lot locations.

Again this year the Boy Scouts managed the flytrap installation at the Depot. Thanks again for their efforts and to all involved.

The Town's annual Earth Day Roadside Cleanup was another success in 2012 with Mark Thompson again coordinating with the FPL Seabrook Station to provide gloves and trash bags to volunteers. This event includes such a large number of residents who volunteer, that we can't even begin to name you all. Thank you all for coming out and helping with this event. The date for the 2013 Roadside Cleanup has yet to be determined, but count on it falling on a rainy day in early spring. We hope to see you there!

If you love the outdoors, are interested in learning more about natural resources, are dedicated to preserving the rural character of the town, please consider joining the Conservation Committee or volunteering. There is lots of work to do!

*Bobbi Burns, Chairman & Emily Bowers, Secretary*

**SUMMARY OF TOWN ORDINANCES, PERMITS AND REGULATIONS**  
*The full text of all ordinances and regulations may be viewed at the Town Clerk's office.*

[www.hamptonfalls.org](http://www.hamptonfalls.org)

| <b>Dept.</b>          | <b>Subject</b>                        | <b>Summary</b>                                                                                                                                                                                                                   | <b>Contact Person</b>            |
|-----------------------|---------------------------------------|----------------------------------------------------------------------------------------------------------------------------------------------------------------------------------------------------------------------------------|----------------------------------|
|                       |                                       | <b>SUMMARY OF TOWN ORDINANCES, PERMITS AND REGULATIONS</b><br><i>The full text of all ordinances and regulations may be viewed at the Town Clerk's Office.</i><br><a href="http://www.hamptonfalls.org">www.hamptonfalls.org</a> |                                  |
| <b>Animal Control</b> |                                       | <b>Animal Control Officer: Police Chief, Robbie E. Dirsa</b>                                                                                                                                                                     | <b>772-4716</b>                  |
|                       | Dog Control                           | Dogs must be under owners' control at all times.                                                                                                                                                                                 | Animal Control Officer           |
|                       | Dog Licenses                          | All dogs over 3 months old must be licensed by April 30 <sup>th</sup> each year. Rabies vaccination certificate must be shown each year. Owners of unlicensed dogs are subject to fines after May 31.                            | Town Clerk                       |
| <b>Building Dept.</b> |                                       | <b>Building Inspector: Mark Sikorski</b>                                                                                                                                                                                         | <b>926-4618 X5</b>               |
|                       | Building Permit                       | No construction to begin until application is approved. (No permit needed to repair existing structure.)                                                                                                                         | Building Inspector               |
|                       | Demolition                            | Permit required.                                                                                                                                                                                                                 | "                                |
|                       | Electrical, Plumb & Mechanical Permit | N.H. Masters License required to obtain permit.                                                                                                                                                                                  | "                                |
|                       | Excavation                            | Permits for excavating earth must be obtained before excavation begins.                                                                                                                                                          | "                                |
|                       | Portable Toilets                      | Required at any construction without sanitation facilities.                                                                                                                                                                      | "                                |
|                       | Signs                                 | Permits required for most -- all property and business owners should consult with the Building Inspector prior to erecting any signs.                                                                                            | "                                |
|                       | Swimming Pools                        | Building/electrical permit(s) required. (Pools must have security fence.)                                                                                                                                                        | "                                |
|                       | Yard Sales                            | Permit required. (Two-yard sales allowed per year.)                                                                                                                                                                              | Building Inspector               |
| <b>Cemetery</b>       |                                       | <b>Cemetery Trustee Chairman: Lillian A. Walker</b>                                                                                                                                                                              | <b>772-5728</b>                  |
|                       | Oaklawn Cem.                          | Sale of lots.                                                                                                                                                                                                                    | Town Clerk                       |
|                       | Cemetery Use                          | See Hampton Falls Cemetery Rules & Regulations.                                                                                                                                                                                  |                                  |
| <b>Conservation</b>   |                                       | <b>Conservation Commission Chairman: Roberta Burns (Bobby)</b>                                                                                                                                                                   |                                  |
|                       | Dredge & Fill                         | Permits required. RSA 439- A defines areas where no digging, filling or other modification is allowed.                                                                                                                           | File application with Town Clerk |
|                       | Environmental                         | Any questions or concerns call.                                                                                                                                                                                                  | Building Inspector               |
|                       | Timber Cutting                        | Permits for timber harvest must be obtained before cutting is started.                                                                                                                                                           | Town Clerk                       |
| <b>Fire</b>           |                                       | <b>Fire Chief: Jay M. Lord</b>                                                                                                                                                                                                   | <b>926-5752</b>                  |
|                       | Brush Burning                         | Permit required -- phone messages are checked daily around 4 pm.                                                                                                                                                                 | Fire Warden, 926-5752            |
|                       | Furnace Inspection                    | All heating systems need Fire Department review prior to installation and use.                                                                                                                                                   |                                  |

**SUMMARY OF TOWN ORDINANCES, PERMITS AND REGULATIONS**

*The full text of all ordinances and regulations may be viewed at the Town Clerk's office.*

[www.hamptonfalls.org](http://www.hamptonfalls.org)

**SUMMARY OF TOWN ORDINANCES, PERMITS AND REGULATIONS**

*The full text of all ordinances and regulations may be viewed at the Town Clerk's Office.*

[www.hamptonfalls.org](http://www.hamptonfalls.org)

| <u>Dept.</u>                  | <u>Subject</u>       | <u>Summary</u>                                                                                                                                                             | <u>Contact Person</u>    |
|-------------------------------|----------------------|----------------------------------------------------------------------------------------------------------------------------------------------------------------------------|--------------------------|
| <b>Health</b>                 |                      | <b>Health Officer: Mark Sikorski</b>                                                                                                                                       | <b>926-4618 X5</b>       |
|                               | Day Schools          | Inspections required.                                                                                                                                                      | Health Officer           |
|                               | Food, Sale of        | Inspection required.                                                                                                                                                       | "                        |
|                               | Health               | Any questions or concerns call.                                                                                                                                            | "                        |
|                               | Night Camping        | Permit needed.                                                                                                                                                             | "                        |
|                               | Failed Septic System | Failed septic system must be reported.                                                                                                                                     | "                        |
|                               | Test Pit Inspection  | Required before designing and/or constructing a septic system. See Building Inspector for an application.                                                                  | "                        |
|                               | Septic System        | Inspection of the basal area also known as the bed bottom.                                                                                                                 | Health Officer           |
| <b>Highway</b>                |                      | <b>Administrative Assistant: Lori Ruest</b>                                                                                                                                | <b>926-4618</b>          |
|                               | Driveways            | A permit must be obtained before constructing a driveway and before a building permit can be issued.                                                                       | Bldg. Insp. / Road Agent |
|                               | Snow on Roads        | No snow or other obstructions shall be placed on the surface of the traveled portion of any town road.                                                                     |                          |
|                               | Scenic Roads         | Planning Board approval required: For cutting of trees 15" in circumference or larger at 4' from the ground and/or moving walls within the town's right of way.            | Building Inspector       |
|                               |                      | <b>Scenic Roads:</b>                                                                                                                                                       | "                        |
|                               |                      | Blake's Ln                                                                                                                                                                 | Nason Rd                 |
|                               |                      | Brimmer Ln                                                                                                                                                                 | Old Stage Rd             |
|                               |                      | Brown Rd                                                                                                                                                                   | Parsonage Rd             |
|                               |                      | Crank Rd                                                                                                                                                                   | Sanborn Rd               |
|                               |                      | Curtis Rd                                                                                                                                                                  | Stard Rd                 |
|                               |                      | Depot Rd                                                                                                                                                                   | Towle Farm Rd            |
|                               | Street Parking       | Ban on overnight street parking between December 1 and April 1, 6 pm to 6 am                                                                                               |                          |
|                               | Thru Trucking        | No vehicle in excess of 16,000 lbs. gross vehicle weight, allowed on Brown Rd, Crank Rd, Goodwin Rd, Nason Rd, Sanborn Rd-three exceptions to this rule.                   |                          |
| <b>Parks &amp; Recreation</b> |                      | <b>Recreation Commission Chairman: Francis J. Ferreira, Jr.</b>                                                                                                            | <b>926-2606</b>          |
|                               | Depot Rd Landing     | Depot Road landing is open to the public each day from one half hour before sunrise to one half-hour after sunset, except on Wednesdays when the use extends until 10 p.m. |                          |
|                               | Gov. Wear Park       | To schedule use of the park.                                                                                                                                               |                          |
|                               | Town Common          | Permit required for use of the Common.                                                                                                                                     | Recreation Commission    |
|                               |                      |                                                                                                                                                                            | Town Clerk               |



## SUMMARY OF TOWN ORDINANCES, PERMITS AND REGULATIONS

*The full text of all ordinances and regulations may be viewed at the Town Clerk's office.*

[www.hamptonfalls.org](http://www.hamptonfalls.org)

| <b>SUMMARY OF TOWN ORDINANCES, PERMITS AND REGULATIONS</b>                                       |                                                                                                                                                                                                                                                      |
|--------------------------------------------------------------------------------------------------|------------------------------------------------------------------------------------------------------------------------------------------------------------------------------------------------------------------------------------------------------|
| <i>The full text of all ordinances and regulations may be viewed at the Town Clerk's Office:</i> |                                                                                                                                                                                                                                                      |
| <a href="http://www.hamptonfalls.org">www.hamptonfalls.org</a>                                   |                                                                                                                                                                                                                                                      |
| Dept.                                                                                            | Subject                                                                                                                                                                                                                                              |
| <b>Police</b>                                                                                    | <b>Summary</b>                                                                                                                                                                                                                                       |
|                                                                                                  | <b>Police Chief: Robbie E. Dirsa</b>                                                                                                                                                                                                                 |
|                                                                                                  | Penalty of \$150 for the first five (5) false alarms and \$150 for each additional false alarm.                                                                                                                                                      |
|                                                                                                  | Littering<br>Prohibited.                                                                                                                                                                                                                             |
|                                                                                                  | Pistols<br>Permit required.                                                                                                                                                                                                                          |
|                                                                                                  | Public Drinking<br>No alcoholic beverages upon any public park, playground, sidewalk, common, town-owned property or any public way.                                                                                                                 |
| <b>Solid Waste</b>                                                                               | <b>Recycling &amp; Solid Waste Committee Chairman Michael R. Hastings</b>                                                                                                                                                                            |
|                                                                                                  | Curbside Pickup<br>Effective 1/1/13 trash and recyclables collected weekly on Friday mornings.                                                                                                                                                       |
|                                                                                                  | <b>Recycling Bins</b><br>Bins & recycling manuals are available at the Town Hall for new residents. Replacement bins are \$15.                                                                                                                       |
|                                                                                                  | Tires - mounted<br>Prohibited at the brush dump (unmounted/rimless tires may be brought to dump on White Goods Day (one Saturday in May and in October)                                                                                              |
|                                                                                                  | Yard Waste<br>Yard waste that originates outside of the borders of Hampton Falls – prohibited from disposal on any property. Yard waste from inside the borders of Hampton Falls may be brought to the brush dump or disposed on one's own property. |
|                                                                                                  | Dump Stickers<br>Required for using the brush dump.                                                                                                                                                                                                  |
| <b>Miscellaneous</b>                                                                             | <b>Town Clerk: Holly E. Knowles</b>                                                                                                                                                                                                                  |
|                                                                                                  | Sale: Any Goods<br>State and Local Hawkers, Peddlers and Vendors license is needed prior to the sale of any items or goods.                                                                                                                          |
|                                                                                                  | Solicitation<br>Permit required 16 days prior to soliciting                                                                                                                                                                                          |
|                                                                                                  | Taxi Cabs<br>License required, rates set by Selectmen                                                                                                                                                                                                |
|                                                                                                  | Contact Person<br><b>926-4619</b>                                                                                                                                                                                                                    |

**SUMMARY INVENTORY OF VALUATION (MS-1)**

**FINANCIAL REPORT**

**1. Value of Land Only**

|                          |             |
|--------------------------|-------------|
| a. Current Use           | 506,000     |
| d. Preservation Easement | 3,900       |
| f. Residential           | 170,214,700 |
| g. Commercial/Industrial | 12,310,900  |

**FOR THE**

**2. Value of Buildings Only**

|                          |             |
|--------------------------|-------------|
| a. Residential           | 218,157,600 |
| b. Manufactured Housing  | 82,800      |
| c. Commercial/Industrial | 24,616,100  |
| d. Preservation Easement | 11,800      |

**TOWN OF HAMPTON FALLS**

3. Public Utilities 10,355,300

**for the calendar year**

8. Valuation before Exemptions Allowed 436,259,100

12. Blind Exemption (30,000)

**ended**

13. Elderly Exemptions (3,172,500)

15. Disabled Exemptions (270,000)

21. Net Valuation which Tax Rate for Town, County and Local Education Tax is computed 432,786,600

**December 31, 2012**

22. Less Public Utilities (10,355,300)

23. Net Valuation without utilities which tax rate for State Education Tax is computed 422,431,300

**RECAPITULATION OF TAX RATE**

**CERTIFICATE**

Net Assessed Valuation with utilities 432,786,600

This is to certify that the information contained in this report was taken from official records and is correct to the best of our knowledge and belief.

Net Assessed Valuation without utilities 422,431,300

Tax Rate 19.98

Less: Estimated War Services Tax Credit (60,600)

Net Property Tax Commitment **8,561,623**

**TAX RATE BREAKDOWN**

*Richard P. McDermott, Chair*

Municipal 4.28

*Board of Selectmen*

*Maryann Kasprzak*

County 1.01

*Charles P. Graham*

Local School 12.29

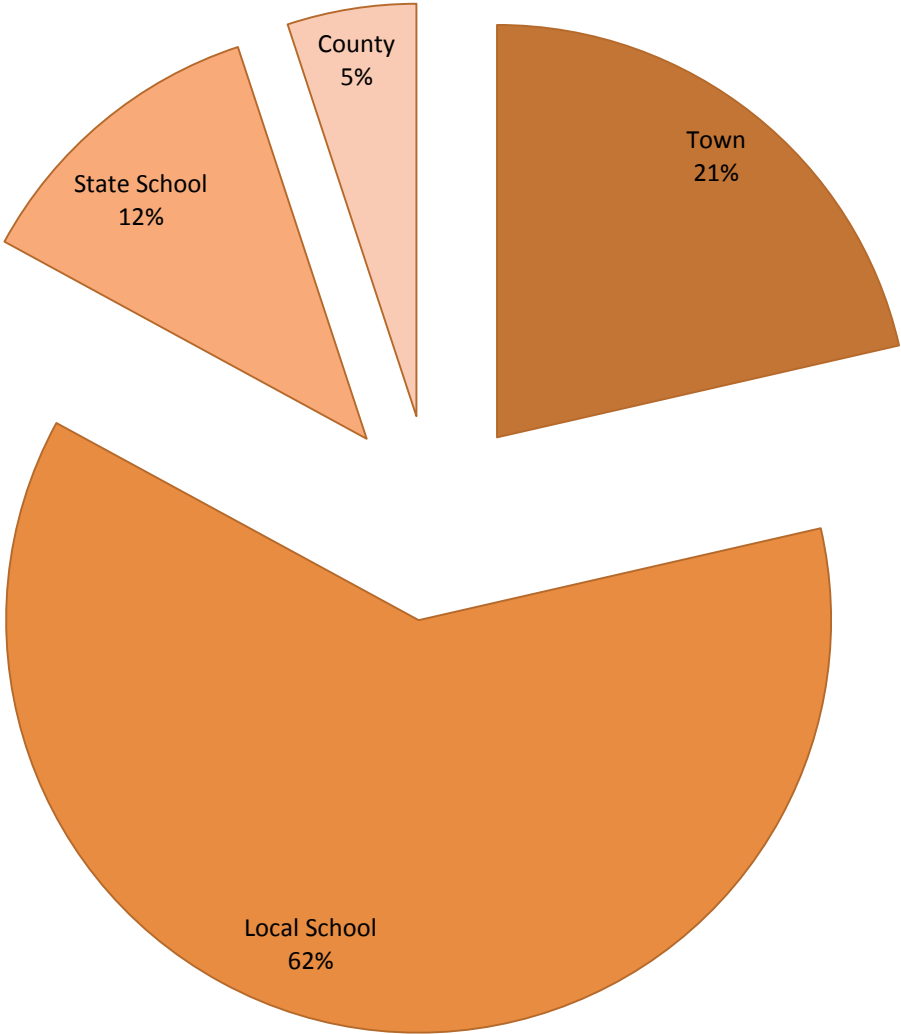
State School 2.40

Tax Rate **19.98**

**Total Gross Property Taxes 8,561,623**



# Hampton Falls Tax Rate 2012







## TOWN BUILDINGS

| BUILDING               | ADDRESS                               | BUILDING<br>VALUE | CONTENTS<br>VALUE |
|------------------------|---------------------------------------|-------------------|-------------------|
| Bandstand              | Town Common                           | 42,000            | 0                 |
| Dugouts                | Governor Weare Park                   | 32,500            | 0                 |
| Garage                 | Corner of Parsonage & Drinkwater Road | 220,400           | 79,800            |
| Library                | 7 Drinkwater Road                     | 773,400           | 659,400           |
| Old Library (Museum)   | 45 Exeter Road                        | 194,200           | 58,200            |
| Pole Barn              | Corner of Parsonage & Drinkwater Road | 7,800             | 0                 |
| Police Garage          | Rear 1 Drinkwater Road                | 17,500            | 13,200            |
| Public Safety Building | 3 Drinkwater Road                     | 1,087,600         | 374,600           |
| Public Safety Shed     | 3 Drinkwater Road                     | 12,300            | 0                 |
| Salt Shed              | Corner of Parsonage & Drinkwater Road | 55,200            | 0                 |
| Sport Shed             | Governor Weare Park                   | 5,000             | 3,000             |
| Town Hall              | 1 Drinkwater Road                     | 674,200           | 173,100           |
| <b>Total Values</b>    |                                       | <b>3,122,100</b>  | <b>1,361,300</b>  |

## TOWN VEHICLES

| YEAR | MAKE/MODEL          | TYPE                    |
|------|---------------------|-------------------------|
| 1949 | Ford                | Fire Truck              |
| 1991 | Int'l Emergency One | Pumper Fire Truck       |
| 1991 | Int'l Emergency One | Tanker Fire Truck       |
| 1991 | Ford F350           | Rescue                  |
| 1997 | GMC                 | Jimmy 4x4 (Police)      |
| 1998 | Utility Trailer     | Homemade                |
| 2000 | International       | Tanker Fire Truck       |
| 2000 | Event Trailer       | Homemade                |
| 2003 | Ford                | Ambulance               |
| 2005 | Ford                | Crown Victoria (Police) |
| 2010 | Ford                | Crown Victoria (Police) |
| 2010 | HME Intruder II     | Pumper Fire Truck       |
| 2011 | Ford                | Crown Victoria (Police) |



*Demolition of the former Faro Gardens function establishment at 11 Lafayette Road.*

## FINANCIAL ASSISTANCE & GRANTS

| <u>Department</u>        | <u>Purpose</u>                             | <u>Source</u>                                            | <u>Amount</u>            |
|--------------------------|--------------------------------------------|----------------------------------------------------------|--------------------------|
| Emergency Management     | Drills                                     | NH RERP                                                  | \$4,342                  |
| Financial Administration | General Purposes                           | State Room & Meals Tax Distribution                      | \$99,702                 |
| Health                   | Mosquito Control                           | NH Dept. of Health and Human Services                    | No state program 2012    |
| Highway                  | Maintenance & Improvements – Class V Roads | Highway Block Grant – NH Department of Transportation    | \$57,753                 |
| Planning                 | Circuit Rider for Planning Board           | NH Coastal Zone Program through Office of State Planning | \$7,685                  |
| Planning                 | Zoning Review ReVision of Route 1 Corridor | NH Community Planning Grant Program                      | \$22,000                 |
| Emergency Management     | Training                                   | State of NH                                              | \$2,662                  |
| Fire                     | VFA – Forestry Shirts & Helmets            | State of NH                                              | \$440                    |
| Emergency Management     | Generator (PSB) 3 Drinkwater Road          | EMPG                                                     | \$36,300                 |
| Police                   | Radio Equipment                            | NH Department of Safety                                  | Equipment; no cash value |



---

**TOWN OF HAMPTON FALLS**

**2013**

**Ballot Questions and Final Budget**

**In accordance with RSA 40:13 II.**

*“Final budgets and ballot questions shall be printed in the annual report  
made available to the legislative body at least one week before the date of the second session of the annual meeting.”*

---

**TOWN OF HAMPTON FALLS**

**Annual Town Meeting**

**First (Deliberative) Session**

**February 2, 2013**

**TOWN WARRANT**

To the inhabitants of the Town of Hampton Falls in the County of Rockingham in the State of New Hampshire, qualified to vote on Town affairs:

You are hereby notified to meet in the Lincoln Akerman School Gymnasium, Exeter Road, the transaction on Saturday, **February 2, 2013, 9:00 a.m.**, for the first session of the Annual Town Meeting for of business other than voting by official ballot. *In the event of a severe snow/ice storm, the meeting will be held on February 9, 2013, same place and time.*

In accordance with the adoption of Article 4 in the 2003 Annual Town Warrant (pursuant to RSA 40:13), the second session of the Annual Town Meeting to elect officers by official ballot and to vote on questions required by law to be inserted on the official ballot, shall be held on **Tuesday, March 12, 2013 at 8:00 a.m.** at the Town Hall, 1 Drinkwater Road. The polls will not close before **8:00 p.m.**

Further, you are hereby notified that the Moderator will process the absentee ballots on **March 12, 2013, at 1:00 p.m.**, pursuant to RSA 659:49.

**Article 1:** To choose all necessary town officers for the year ensuing.

| <b>Position</b>                   | <b>No. of Vacancies</b> | <b>Length of Term</b> |
|-----------------------------------|-------------------------|-----------------------|
| <i>Cemetery Trustee</i>           | <i>1</i>                | <i>3 years</i>        |
| <i>Library Trustee</i>            | <i>2</i>                | <i>3 years</i>        |
| <i>Planning Board</i>             | <i>2</i>                | <i>3 years</i>        |
| <i>Selectman</i>                  | <i>1</i>                | <i>3 years</i>        |
| <i>Treasurer</i>                  | <i>1</i>                | <i>3 years</i>        |
| <i>Trustee of the Trust Funds</i> | <i>1</i>                | <i>3 years</i>        |

*Majority vote required*

**Article 2:** Are you in favor of the adoption of **Amendment No. 1 for the Zoning Ordinance** which amends Article 4, by adding Section 10 – Agricultural Animals and amends Article 1, Section 4 - Definitions.

*Agricultural animals, as defined by this ordinance, require minimum facilities and care as defined herein.*

*10.1 Animal buildings, keeping areas and waste material storage areas shall be a minimum of 50' from all property lines, 75' from private water wells, and 100' from surface water bodies and wetland areas. Grazing areas are not subject to these setbacks.*

*10.2 Siting and operation shall be subject to the application of the NH Department of Agriculture, Markets and Food Manual of Best Management Practices (BMPs) for Agriculture in New Hampshire, dated April 2002, as amended.*

*10.3 All applicable NH statutes related to agricultural animals shall apply.*

*Article 1, Section 4 – Definitions:*

*Agricultural Animals: The grazing, care, or keeping of personal or commercial agricultural animals including, by example, livestock, poultry, dairy and beef cattle, deer, bison, sheep, swine, horses, ponies, mules, goats, llamas; as well as animals traditionally raised for fur.*

*This article cannot be amended at the Deliberative Session.*

*Recommended by the Planning Board*

*Majority vote required*

**Article 3:** "Shall the Town of Hampton Falls raise and appropriate as an operating budget, not including appropriations by special warrant articles and other appropriations voted separately, the amounts set forth on the budget posted with the warrant or as amended by vote of the first session, for the purposes set forth therein, totaling **\$2,383,300**. Should this article be defeated, the default budget shall be **\$2,386,756** which is the same as last year, with certain adjustments required by previous action of the Town of Hampton Falls or by law; or the governing body may hold one special meeting, in accordance with RSA 40:13, X and XVI, to take up the issue of a revised operating budget only." (This warrant article does not include appropriations in any other warrant article.)

*Recommended by the Board of Selectmen*

**Yes:        3        No:        0**

*Majority vote required*

**Article 4:** To see if the town will vote to appoint the Conservation Commission as agents to expend the following Capital Reserve Fund (CRF):

| <b>Name of the CRF:</b> | <b>Year Created:</b> |
|-------------------------|----------------------|
| Conservation Land       | 1987                 |

*Recommended by the Board of Selectmen*

**Yes:        3        No:        0**

*Majority vote required*

**Article 5:** To see if the Town will vote to authorize the Board of Selectmen to convey a conservation easement on the so-called Niebling Tract, consisting of 7.44 acres of open space identified on Tax Map 4, Lot 57 and located on Nason Road, to the Southeast Land Trust of New Hampshire, to ensure long-term protection of this property, which was originally donated to the Town for conservation purposes.

*Recommended by the Board of Selectmen*

**Yes:        3        No:        0**

*Majority vote required*

**Article 6:** To see if the Town will vote to authorize the Board of Selectmen to acquire or sell land, buildings, or both, in accordance with RSA 41:14-a, subject to the following conditions:

- The Selectmen shall first submit any such proposed acquisition or sale to the Planning Board and to the Conservation Commission for review and recommendation of those bodies;
- The Selectmen shall hold two public hearings at least ten, but not more than fourteen days apart on the proposed acquisition or sale;
- The Selectmen's vote shall take place no sooner than seven days nor later than fourteen days after the second public hearing;
- Upon the written petition of 50 registered voters presented to the Selectmen, prior to the Selectman's vote, according to the provisions of RSA 39:3, the proposed acquisition or sale shall be inserted as an Article in the Warrant for the Town Meeting; and
- The Selectmen shall have no authority to sell Town-owned conservation land which is managed and controlled by the Conservation Commission, any part of a Town forest, and any real estate that has been provided to the Town for charitable or community purposes.

***Recommended by the Board of Selectmen***

**Yes:        3        No:        0**

***Majority vote required***

**Article 7:** To see if the Town will vote to change the manner in which the Town fills the position of Town Treasurer from elected to appointed by the Board of Selectmen, in accordance with RSA 41:26-e. Such appointment shall be made in writing and shall include the compensation to be paid. *(This change will become effective at the 2014 Annual Meeting, in accordance with RSA 669:17-d.).*

***Recommended by the Board of Selectmen***

**Yes:        3        No:        0**

***Majority vote required***

**Article 8:** To see if the town will vote to raise and appropriate the sum of \$1,000 which will be used to carry out the duties of the Heritage Commission as specified in RSA 674:44-b, which includes but is not limited to conducting an historic resources survey. *The balance in the Heritage Fund is \$2,052.*

***Recommended by the Board of Selectmen***

**Yes:        3        No:        0**

***Majority vote required***

**Article 9:** To see if the Town will vote to authorize the Board of Selectmen to establish or amend fees for the issuance of any license or permit which is part of a regulatory program which has been established by vote of the Town or the use or occupancy of any public revenue-producing facility, as defined in RSA 33-B:1, VI, the establishment of which has been authorized by vote of the Town, subject to the following conditions:

1. Such fees or charges shall not exceed, in the case of licenses or permits, an amount reasonably calculated to cover the Town's regulatory, administrative and enforcement costs;
2. Prior to the establishment or amendment of any such fees, the Selectmen shall hold a public hearing, notice for which shall be given at least seven days prior to the hearing by posting in two public places in the Town, and by publication in a newspaper of general circulation in the Town. The notice shall include the proposed schedule of fees;
3. This vote shall continue in effect until rescinded; and
4. This section shall not prohibit the Town from delegating authority over specific fees to another official or official body of the Town. This section shall not supersede other provisions of law concerning the establishment or amount of specific types of fees.

***Recommended by the Board of Selectmen***

**Yes:        3        No:        0**

***Majority vote required***



**Article 10:** To see if the town will vote to raise and appropriate the sum of **\$1,000** to be placed in Tercentenary Celebration Capital Reserve Fund, established in 2011. *The balance in this fund is \$2,004.*

*Recommended by the Board of Selectmen*

Yes:        3        No:        0

*Majority vote required*

**Article 11:** To see if the town will vote to raise and appropriate the sum of **\$20,000** to be placed in the Town Hall Capital Reserve Fund, established in 2011, to continue the long term maintenance, cost savings and energy efficient improvements to the Town Hall.

*Recommended by the Board of Selectmen*

Yes:        3        No:        0

*Majority vote required*

**Article 12:** To see if the town will vote to establish an Old Library Building Improvement Capital Reserve Fund under the provisions of RSA 35:1 for the maintenance of said building, including but not limited to replacing the siding, and to raise and appropriate the sum of **\$14,000** to be placed in this fund and to appoint the selectmen as agents to expend said fund.

*Recommended by the Board of Selectmen*

Yes:        3        No:        0

*Majority vote required*

**Article 13:** To see if the town will vote to raise and appropriate the sum of **\$19,500** to be placed in the Police Cruiser Capital Reserve Fund, established in 1994, for the purpose of purchasing police cruisers. *The balance in this fund is \$19,106.*

*Recommended by the Board of Selectmen*

Yes:        3        No:        0

*Majority vote required*

**Article 14:** To see if the town will vote to raise and appropriate the sum of **\$5,000** for computer equipment for the Town Offices. This will be a non-lapsing account per RSA 32:7, VI and will not lapse until the project is completed or by December 31, 2018, whichever is sooner.

*Recommended by the Board of Selectmen*

**Yes: 3 No: 0**

*Majority vote required*

**Article 15:** To see if the town will vote to raise and appropriate the sum of **\$9,000** to add to the Fire Department Mezzanine Capital Reserve Fund established in 2012 under the provisions of RSA 35:1 to extend the mezzanine in the fire bays for storage purposes and to appoint the Selectmen as agents to expend said fund. This is the second half of the request of a two phase project. *The balance in this fund is \$8,532.*

*Recommended by the Board of Selectmen*

**Yes: 3 No: 0**

*Majority vote required*

**Article 16:** To see if the Town will vote to raise and appropriate the sum of **\$25,000** to add to the Fire Truck Capital Reserve Fund, established in 1987, for the purpose of buying a fire engine in accordance with RSA 35:1. *The balance in this fund is \$51,579.*

*Recommended by the Board of Selectmen*

**Yes: 3 No: 0**

*Majority vote required*

**Article 17:** To see if the town will vote to raise and appropriate the sum of **\$95,000** to add to the Highway Maintenance Capital Reserve Fund for the purpose of maintaining the town's roads. *The balance in this fund is \$118,081.*

*Recommended by the Board of Selectmen*

**Yes: 3 No: 0**

**Article 18:** To see if the town will vote to raise and appropriate the sum of **\$5,000** to add to the Capital Reserve Fund, known as the “Landfill Closure Fund,” for the purpose of closing the former landfill dump at the corner of Parsonage and Drinkwater Roads. (*Current balance is \$33,589.*)

*Recommended by the Board of Selectmen*

Yes:        3        No:        0

*Majority vote required*

**Article 19:** To see if the Town will vote to raise and appropriate the sum of **\$30,000** for a mosquito control program that will include an early detection system for diseases, larviciding and spot adulticiding for 2013. This will be a non-lapsing account per RSA 32:7, VI and will not lapse until the project is completed or by December 31, 2018, whichever is sooner.

*Recommended by the Board of Selectmen*

Yes:        3        No:        0

*Majority vote required*

**Article 20:** To see if the town will vote to raise and appropriate the sum of **\$6,000** to add to the Library Improvement Capital Reserve Fund, established in 2010, for the purpose of making improvements to the library building and grounds. *The balance in this fund is \$20,160.*

*Recommended by the Board of Selectmen*

Yes:        3        No:        0

*Majority vote required*

**Article 21:** To transact any other business as may come before this meeting.

Given under our hands and seals this **28th day of January**, in the year of our Lord Two Thousand Thirteen (2013).

Selectmen of Hampton Falls

*Richard McSernoff*  
*Wangman Foyuzok*  
*Chad Johnson*

A true copy of Warrant -- Attest:

Selectmen of Hampton Falls

*Richard McSernoff*  
*Wangman Foyuzok*  
*Chad Johnson*

We hereby certify that we gave notice to the inhabitants, within named, to meet at the time and place and for the purpose within named, by posting an attested copy of the within Warrant at the place of meeting within named, and a like attested copy at the Town Hall, Library and Post Office, being public places in said Town on the **16th day of January, 2013.**

Selectmen of Hampton Falls

*Richard McSernoff*  
*Wangman Foyuzok*  
*Chad Johnson*

*Holly E. Knowles*  
A True Copy Attest  
Holly E. Knowles  
Hampton Falls, NH  
Town Clerk

# BUDGET OF THE TOWN

OF: HAMPTON FALLS

Appropriations and Estimates of Revenue for the Ensuing Year January 1, 2013 to December 31, 2013

or Fiscal Year From \_\_\_\_\_ to \_\_\_\_\_

### IMPORTANT:

Please read RSA 32:5 applicable to all municipalities.

- 1. Use this form to list the operating budget and all special and individual warrant articles in the appropriate recommended and not recommended area. All proposed appropriations must be on this form.
- 2. Hold at least one public hearing on this budget.
- 3. When completed, a copy of the budget must be posted with the warrant. Another copy must be placed on file with the town clerk, and a copy sent to the Department of Revenue Administration at the address below within 20 days after the meeting.

This form was posted with the warrant on (Date): 1/18/13

### GOVERNING BODY (SELECTMEN)

*Please sign in ink.*

Under penalties of perjury, I declare that I have examined the information contained in this form and to the best of my belief it is true, correct and complete.

Richard P. McDermott, Chairman

Maryann Kazprzak, Vice Chair.

Charles P. Graham

*Richard P. McDermott*  
*Maryann Kazprzak*  
*Charles P. Graham*

**THIS BUDGET SHALL BE POSTED WITH THE TOWN WARRANT**

FOR DRA USE ONLY

NH DEPARTMENT OF REVENUE ADMINISTRATION  
MUNICIPAL SERVICES DIVISION  
P.O. BOX 487, CONCORD, NH 03302-0487  
(603)271-3397

| 1                              | 2                                         | 3                         | 4                                                  | 5                                    | 6                                             | 7                                                 |
|--------------------------------|-------------------------------------------|---------------------------|----------------------------------------------------|--------------------------------------|-----------------------------------------------|---------------------------------------------------|
| Acct. #                        | PURPOSE OF APPROPRIATIONS<br>(RSA 32:3,V) | OP Bud.<br>Warr.<br>Art.# | Appropriations<br>Prior Year As<br>Approved by DRA | Actual<br>Expenditures<br>Prior Year | Appropriations<br>Ensuing FY<br>(Recommended) | Appropriations<br>Ensuing FY<br>(Not Recommended) |
| <b>GENERAL GOVERNMENT</b>      |                                           |                           |                                                    |                                      |                                               |                                                   |
| 4130-4139                      | Executive                                 |                           | 119,600                                            | 133,293                              | 97,710                                        |                                                   |
| 4140-4149                      | Election, Reg. & Vital Statistics         |                           | 72,500                                             | 61,733                               | 66,905                                        |                                                   |
| 4150-4151                      | Financial Administration                  |                           | 101,600                                            | 103,245                              | 124,055                                       |                                                   |
| 4152                           | Revaluation of Property                   |                           |                                                    |                                      |                                               |                                                   |
| 4153                           | Legal Expense                             |                           | 12,500                                             | 8,750                                | 11,000                                        |                                                   |
| 4155-4159                      | Personnel Administration                  |                           | 314,500                                            | 299,220                              | 278,200                                       |                                                   |
| 4191-4193                      | Planning & Zoning                         |                           | 37,600                                             | 34,406                               | 29,665                                        |                                                   |
| 4194                           | General Government Buildings              |                           | 47,900                                             | 50,060                               | 40,500                                        |                                                   |
| 4195                           | Cemeteries                                |                           | 8,200                                              | 3,815                                | 11,800                                        |                                                   |
| 4196                           | Insurance                                 |                           | 14,900                                             | 13,829                               | 30,600                                        |                                                   |
| 4197                           | Advertising & Regional Assoc.             |                           |                                                    |                                      |                                               |                                                   |
| 4199                           | Other General Government                  |                           | 4,000                                              | 0                                    | 4,000                                         |                                                   |
| <b>PUBLIC SAFETY</b>           |                                           |                           |                                                    |                                      |                                               |                                                   |
| 4210-4214                      | Police                                    |                           | 403,300                                            | 372,454                              | 434,990                                       |                                                   |
| 4215-4219                      | Ambulance                                 |                           | 52,500                                             | 53,895                               | 55,610                                        |                                                   |
| 4220-4229                      | Fire                                      |                           | 179,000                                            | 190,976                              | 186,845                                       |                                                   |
| 4240-4249                      | Building Inspection                       |                           | 53,500                                             | 47,302                               | 25,470                                        |                                                   |
| 4290-4298                      | Emergency Management                      |                           | 15,200                                             | 10,245                               | 7,850                                         |                                                   |
| 4299                           | Other (Incl. Communications)              |                           |                                                    |                                      |                                               |                                                   |
| <b>AIRPORT/AVIATION CENTER</b> |                                           |                           |                                                    |                                      |                                               |                                                   |
| 4301-4309                      | Airport Operations                        |                           |                                                    |                                      |                                               |                                                   |
| <b>HIGHWAYS &amp; STREETS</b>  |                                           |                           |                                                    |                                      |                                               |                                                   |
| 4311                           | Administration                            |                           |                                                    |                                      |                                               |                                                   |
| 4312                           | Highways & Streets                        |                           | 230,600                                            | 183,810                              | 242,760                                       |                                                   |
| 4313                           | Bridges                                   |                           |                                                    |                                      |                                               |                                                   |
| 4316                           | Street Lighting                           |                           | 3,500                                              | 3,392                                | 3,600                                         |                                                   |
| 4319                           | Other                                     |                           |                                                    |                                      |                                               |                                                   |
| <b>SANITATION</b>              |                                           |                           |                                                    |                                      |                                               |                                                   |
| 4321                           | Administration                            |                           |                                                    |                                      |                                               |                                                   |
| 4323                           | Solid Waste Collection                    |                           | 132,000                                            | 119,338                              | 152,400                                       |                                                   |
| 4324                           | Solid Waste Disposal                      |                           | 68,000                                             | 58,336                               | 74,000                                        |                                                   |
| 4325                           | Solid Waste Clean-up                      |                           |                                                    |                                      |                                               |                                                   |
| 4326-4329                      | Sewage Coll. & Disposal & Other           |                           |                                                    |                                      |                                               |                                                   |



| 1                                         | 2                                         | 3                         | 4                                                  | 5                                    | 6                                            | 7                                                |
|-------------------------------------------|-------------------------------------------|---------------------------|----------------------------------------------------|--------------------------------------|----------------------------------------------|--------------------------------------------------|
| Acct. #                                   | PURPOSE OF APPROPRIATIONS<br>(RSA 32:3,V) | OP Bud.<br>Warr.<br>Art.# | Appropriations<br>Prior Year As<br>Approved by DRA | Actual<br>Expenditures<br>Prior Year | Appropriations<br>Ensuig FY<br>(Recommended) | Appropriations<br>Ensuig FY<br>(Not Recommended) |
| <b>WATER DISTRIBUTION &amp; TREATMENT</b> |                                           |                           |                                                    |                                      |                                              |                                                  |
| 4331                                      | Administration                            |                           |                                                    |                                      |                                              |                                                  |
| 4332                                      | Water Services                            |                           |                                                    |                                      |                                              |                                                  |
| 4335-4339                                 | Water Treatment, Conserv.& Other          |                           |                                                    |                                      |                                              |                                                  |
| <b>ELECTRIC</b>                           |                                           |                           |                                                    |                                      |                                              |                                                  |
| 4351-4352                                 | Admin. and Generation                     |                           |                                                    |                                      |                                              |                                                  |
| 4353                                      | Purchase Costs                            |                           |                                                    |                                      |                                              |                                                  |
| 4354                                      | Electric Equipment Maintenance            |                           |                                                    |                                      |                                              |                                                  |
| 4359                                      | Other Electric Costs                      |                           |                                                    |                                      |                                              |                                                  |
| <b>HEALTH</b>                             |                                           |                           |                                                    |                                      |                                              |                                                  |
| 4411                                      | Administration                            |                           | 10,400                                             | 9,436                                | 4,300                                        |                                                  |
| 4413                                      | Animal Control                            |                           | 2,600                                              | 2,323                                | 2,600                                        |                                                  |
| 4415-4419                                 | Health Agencies & Hosp. & Other           |                           | 22,600                                             | 21,600                               | 22,500                                       |                                                  |
| <b>WELFARE</b>                            |                                           |                           |                                                    |                                      |                                              |                                                  |
| 4441-4442                                 | Administration & Direct Assist.           |                           | 11,000                                             | 3,512                                | 8,750                                        |                                                  |
| 4444                                      | Intergovernmental Welfare Pymts           |                           |                                                    |                                      |                                              |                                                  |
| 4445-4449                                 | Vendor Payments & Other                   |                           |                                                    |                                      |                                              |                                                  |
| <b>CULTURE &amp; RECREATION</b>           |                                           |                           |                                                    |                                      |                                              |                                                  |
| 4520-4529                                 | Parks & Recreation                        |                           | 20,000                                             | 18,933                               | 21,500                                       |                                                  |
| 4550-4559                                 | Library                                   |                           | 161,300                                            | 162,157                              | 171,690                                      |                                                  |
| 4583                                      | Patriotic Purposes                        |                           | 500                                                | 513                                  | 600                                          |                                                  |
| 4589                                      | Other Culture & Recreation                |                           |                                                    |                                      |                                              |                                                  |
| <b>CONSERVATION</b>                       |                                           |                           |                                                    |                                      |                                              |                                                  |
| 4611-4612                                 | Admin.& Purch. of Nat. Resources          |                           | 4,500                                              | 2,781                                | 7,000                                        |                                                  |
| 4619                                      | Other Conservation                        |                           |                                                    |                                      |                                              |                                                  |
| <b>REDEVELOPMENT AND HOUSING</b>          |                                           |                           |                                                    |                                      |                                              |                                                  |
| 4631-4632                                 | Redevelopment and Housing                 |                           |                                                    |                                      |                                              |                                                  |
| 4651-4659                                 | Economic Development                      |                           |                                                    |                                      |                                              |                                                  |
| <b>DEBT SERVICE</b>                       |                                           |                           |                                                    |                                      |                                              |                                                  |
| 4711                                      | Princ.- Long Term Bonds & Notes           |                           | 185,000                                            | 185,000                              | 185,000                                      |                                                  |
| 4721                                      | Interest-Long Term Bonds & Notes          |                           | 89,600                                             | 88,418                               | 80,400                                       |                                                  |
| 4723                                      | Int. on Tax Anticipation Notes            |                           | 1,000                                              | 0                                    | 1,000                                        |                                                  |
| 4790-4799                                 | Other Debt Service                        |                           |                                                    |                                      |                                              |                                                  |

| 1                              | 2                                         | 3                         | 4                                                  | 5                                    | 6                                             | 7                                                 |
|--------------------------------|-------------------------------------------|---------------------------|----------------------------------------------------|--------------------------------------|-----------------------------------------------|---------------------------------------------------|
| Acct. #                        | PURPOSE OF APPROPRIATIONS<br>(RSA 32:3,V) | OP Bud.<br>Warr.<br>Art.# | Appropriations<br>Prior Year As<br>Approved by DRA | Actual<br>Expenditures<br>Prior Year | Appropriations<br>Ensuing FY<br>(Recommended) | Appropriations<br>Ensuing FY<br>(Not Recommended) |
| <b>CAPITAL OUTLAY</b>          |                                           |                           |                                                    |                                      |                                               |                                                   |
| 4901                           | Land                                      |                           |                                                    |                                      |                                               |                                                   |
| 4902                           | Machinery, Vehicles & Equipment           |                           |                                                    |                                      |                                               |                                                   |
| 4903                           | Buildings                                 |                           |                                                    |                                      |                                               |                                                   |
| 4909                           | Improvements Other Than Bldgs.            |                           |                                                    |                                      |                                               |                                                   |
| <b>OPERATING TRANSFERS OUT</b> |                                           |                           |                                                    |                                      |                                               |                                                   |
| 4912                           | To Special Revenue Fund                   |                           |                                                    |                                      |                                               |                                                   |
| 4913                           | To Capital Projects Fund                  |                           |                                                    |                                      |                                               |                                                   |
| 4914                           | To Enterprise Fund                        |                           |                                                    |                                      |                                               |                                                   |
|                                | - Sewer                                   |                           |                                                    |                                      |                                               |                                                   |
|                                | - Water                                   |                           |                                                    |                                      |                                               |                                                   |
|                                | - Electric                                |                           |                                                    |                                      |                                               |                                                   |
|                                | - Airport                                 |                           |                                                    |                                      |                                               |                                                   |
| 4918                           | To Nonexpendable Trust Funds              |                           |                                                    |                                      |                                               |                                                   |
| 4919                           | To Fiduciary Funds                        |                           |                                                    |                                      |                                               |                                                   |
| <b>OPERATING BUDGET TOTAL</b>  |                                           |                           | 2,379,400                                          | 2,242,772                            | 2,383,300                                     |                                                   |

Use page 5 for special and individual warrant articles.

**\*\*SPECIAL WARRANT ARTICLES\*\***

Special warrant articles are defined in RSA 32:3,VI, as appropriations: 1) in petitioned warrant articles; 2) appropriations raised by bonds or notes; 3) appropriation to a separate fund created pursuant to law, such as capital reserve funds or trust funds; 4) an appropriation designated on the warrant as a special article or as a nonlapsing or nontransferable article.

| 1                                   | 2                                              | 3           | 4                                            | 5                              | 6                                       | 7                                           |
|-------------------------------------|------------------------------------------------|-------------|----------------------------------------------|--------------------------------|-----------------------------------------|---------------------------------------------|
| Acct. #                             | PURPOSE OF APPROPRIATIONS (RSA 32:3,V)         | Warr. Art.# | Appropriations Prior Year As Approved by DRA | Actual Expenditures Prior Year | Appropriations Ensuing FY (Recommended) | Appropriations Ensuing FY (Not Recommended) |
| 4589                                | Heritage Commission                            | 11/8        | 1,300                                        | 1,300                          | 1,000                                   |                                             |
| 4915                                | Tercentenary Celebration Capital Reserve Fund  | 12/10       | 1,000                                        | 1,000                          | 1,000                                   |                                             |
| 4194                                | Upgrading former Selectmen's office            | 14          | 1,500                                        | 450                            |                                         |                                             |
| 4915                                | Town Hall Building Capital Reserve Fund        | 15          | 20,000                                       | 20,000                         |                                         |                                             |
| 4915                                | Old Library Improvement Capital Reserve Fund   | 16          | 5,000                                        | 5,000                          |                                         |                                             |
| 4915                                | Police Vehicle Capital Reserve Fund            | 17          | 19,000                                       | 19,000                         |                                         |                                             |
| 4194                                | Extend mezzanine in firebays Capital Res Fund  | 19          | 8,500                                        | 8,500                          |                                         |                                             |
| 4915                                | Fire Truck Capital Reserve Fund                | 20          | 25,000                                       | 25,000                         |                                         |                                             |
| 4902                                | Replace 20 pagers Fire/Amb depts - final phase | 21          | 9,000                                        | 145                            |                                         |                                             |
| 4915                                | Highway Maintenance Capital Reserve Fund       | 22          | 55,000                                       | 55,000                         |                                         |                                             |
| 4411                                | Mosquito Control Program                       | 23          | 27,000                                       | 27,000                         |                                         |                                             |
| 4915                                | Library Improvement Capital Reserve Fund       | 24          | 6,000                                        | 6,000                          |                                         |                                             |
| 4550                                | Libr Computer Automation & Other Maint Impr    | 25          | 20,000                                       |                                |                                         |                                             |
| 4903                                | Town Hall Capital Reserve Fund                 | 11          |                                              |                                | 20,000                                  |                                             |
| 4903                                | Old Library Improvement Capital Reserve Fund   | 12          |                                              |                                | 14,000                                  |                                             |
| 4902                                | Police Cruiser Capital Reserve Fund            | 13          |                                              |                                | 19,500                                  |                                             |
| 4902                                | Computer Equipment                             | 14          |                                              |                                | 5,000                                   |                                             |
| 4903                                | Fire Dept. Mezzanine Capital Res Fund          | 15          |                                              |                                | 9,000                                   |                                             |
| 4902                                | Fire Truck Capital Reserve Fund                | 16          |                                              |                                | 25,000                                  |                                             |
| 4916                                | Highway Maintenance Capital Reserve Fund       | 17          |                                              |                                | 95,000                                  |                                             |
| 4916                                | Landfill Closure Fund                          | 18          |                                              |                                | 5,000                                   |                                             |
| 4909                                | Mosquito Control Program                       | 19          |                                              |                                | 30,600                                  |                                             |
| 4903                                | Library Improvement Capital Reserve Fund       | 20          |                                              |                                | 6,000                                   |                                             |
| <b>SPECIAL ARTICLES RECOMMENDED</b> |                                                |             | <b>198,300</b>                               |                                | <b>230,500</b>                          |                                             |

**\*\*INDIVIDUAL WARRANT ARTICLES\*\***

"Individual" warrant articles are not necessarily the same as "special warrant articles". Individual warrant articles might be negotiated cost items for labor agreements or items of a one time nature you wish to address individually.

| 1                                      | 2                                      | 3           | 4                                            | 5                              | 6                                       | 7                                           |
|----------------------------------------|----------------------------------------|-------------|----------------------------------------------|--------------------------------|-----------------------------------------|---------------------------------------------|
| Acct. #                                | PURPOSE OF APPROPRIATIONS (RSA 32:3,V) | Warr. Art.# | Appropriations Prior Year As Approved by DRA | Actual Expenditures Prior Year | Appropriations Ensuing FY (Recommended) | Appropriations Ensuing FY (Not Recommended) |
|                                        |                                        |             |                                              |                                |                                         |                                             |
| <b>INDIVIDUAL ARTICLES RECOMMENDED</b> |                                        |             |                                              |                                |                                         |                                             |

| 1                                   | 2                                         | 3           | 4                             | 5                          | 6                               |
|-------------------------------------|-------------------------------------------|-------------|-------------------------------|----------------------------|---------------------------------|
| Acct. #                             | SOURCE OF REVENUE                         | Warr. Art.# | Estimated Revenues Prior Year | Actual Revenues Prior Year | Estimated Revenues Ensuing Year |
| <b>TAXES</b>                        |                                           |             |                               |                            |                                 |
| 3120                                | Land Use Change Taxes - General Fund      |             | 10,000                        | 0                          | 15,000                          |
| 3180                                | Resident Taxes                            |             |                               |                            |                                 |
| 3185                                | Yield Taxes                               |             | 500                           | 0                          | 700                             |
| 3186                                | Payment in Lieu of Taxes                  |             |                               |                            |                                 |
| 3189                                | Other Taxes                               |             |                               |                            |                                 |
| 3190                                | Interest & Penalties on Delinquent Taxes  |             | 60,000                        | 83,023                     | 70,000                          |
|                                     | Inventory Penalties                       |             |                               |                            |                                 |
| 3187                                | Excavation Tax (\$.02 cents per cu yd)    |             |                               |                            |                                 |
| <b>LICENSES, PERMITS &amp; FEES</b> |                                           |             |                               |                            |                                 |
| 3210                                | Business Licenses & Permits               |             | 1,500                         | 4,155                      | 3,100                           |
| 3220                                | Motor Vehicle Permit Fees                 |             | 475,000                       | 481,566                    | 460,000                         |
| 3230                                | Building Permits                          |             | 14,000                        | 20,706                     | 15,000                          |
| 3290                                | Other Licenses, Permits & Fees            |             | 12,700                        | 12,061                     | 10,000                          |
| 3311-3319                           | <b>FROM FEDERAL GOVERNMENT</b>            |             |                               | 10,072                     | 5,000                           |
| <b>FROM STATE</b>                   |                                           |             |                               |                            |                                 |
| 3351                                | Shared Revenues                           |             |                               |                            |                                 |
| 3352                                | Meals & Rooms Tax Distribution            |             | 99,800                        | 99,703                     | 99,800                          |
| 3353                                | Highway Block Grant                       |             | 58,000                        | 57,753                     | 57,753                          |
| 3354                                | Water Pollution Grant                     |             |                               |                            |                                 |
| 3355                                | Housing & Community Development           |             |                               |                            |                                 |
| 3356                                | State & Federal Forest Land Reimbursement |             |                               |                            |                                 |
| 3357                                | Flood Control Reimbursement               |             |                               |                            |                                 |
| 3359                                | Other (Including Railroad Tax)            |             | 14,000                        | 7,533                      | 2,500                           |
| 3379                                | <b>FROM OTHER GOVERNMENTS</b>             |             |                               |                            |                                 |
| <b>CHARGES FOR SERVICES</b>         |                                           |             |                               |                            |                                 |
| 3401-3406                           | Income from Departments                   |             | 4,000                         | 7,654                      | 3,500                           |
| 3409                                | Other Charges                             |             | 20,000                        |                            |                                 |
| <b>MISCELLANEOUS REVENUES</b>       |                                           |             |                               |                            |                                 |
| 3501                                | Sale of Municipal Property                |             |                               | 0                          | 100                             |
| 3502                                | Interest on Investments                   |             | 7,500                         | 9,306                      | 7,000                           |
| 3503-3509                           | Other                                     |             | 800                           | 8,545                      | 800                             |

| 1                                            | 2                                      | 3           | 4                             | 5                          | 6                               |
|----------------------------------------------|----------------------------------------|-------------|-------------------------------|----------------------------|---------------------------------|
| Acct. #                                      | SOURCE OF REVENUE                      | Warr. Art.# | Estimated Revenues Prior Year | Actual Revenues Prior Year | Estimated Revenues Ensuing Year |
| <b>INTERFUND OPERATING TRANSFERS IN</b>      |                                        |             |                               |                            |                                 |
| 3912                                         | From Special Revenue Funds             |             | 0                             | 0                          | 0                               |
| 3913                                         | From Capital Projects Funds            |             |                               | 0                          |                                 |
| 3914                                         | From Enterprise Funds                  |             |                               |                            |                                 |
|                                              | Sewer - (Offset)                       |             |                               |                            |                                 |
|                                              | Water - (Offset)                       |             |                               |                            |                                 |
|                                              | Electric - (Offset)                    |             |                               |                            |                                 |
|                                              | Airport - (Offset)                     |             |                               |                            |                                 |
| 3915                                         | From Capital Reserve Funds             |             |                               |                            | 0                               |
| 3916                                         | From Trust & Fiduciary Funds           |             |                               | 0                          | 6,500                           |
| 3917                                         | Transfers from Conservation Funds      |             |                               |                            |                                 |
| <b>OTHER FINANCING SOURCES</b>               |                                        |             |                               |                            |                                 |
| 3934                                         | Proc. from Long Term Bonds & Notes     |             |                               | 0                          |                                 |
|                                              | Amount Voted From Fund Balance         |             |                               |                            |                                 |
|                                              | Estimated Fund Balance to Reduce Taxes |             | 100,000                       | 100,000                    | 120,000                         |
| <b>TOTAL ESTIMATED REVENUE &amp; CREDITS</b> |                                        |             | <b>877,800</b>                | <b>894,167</b>             | <b>876,753</b>                  |

**\*\*BUDGET SUMMARY\*\***

|                                                           | Prior Year       | Ensuing Year     |
|-----------------------------------------------------------|------------------|------------------|
| Operating Budget Appropriations Recommended (from page 4) | 2,379,400        | 2,383,300        |
| Special Warrant Articles Recommended (from page 5)        | 233,300          | 230,500          |
| Individual Warrant Articles Recommended (from page 5)     |                  |                  |
| <b>TOTAL Appropriations Recommended</b>                   | <b>2,612,700</b> | <b>2,613,800</b> |
| Less: Amount of Estimated Revenues & Credits (from above) | -877,800         | -876,753         |
| <b>Estimated Amount of Taxes to be Raised</b>             | <b>1,734,900</b> | <b>1,737,047</b> |

# DEFAULT BUDGET OF THE TOWN

OF: HAMPTON FALLS

For the Ensuing Year January 1, 2013 to December 31, 2013

or Fiscal Year From \_\_\_\_\_ to \_\_\_\_\_

RSA 40:13, IX (b) "Default budget" as used in this subdivision means the amount of the same appropriations as contained in the operating budget authorized for the previous year, reduced and increased, as the case may be, by debt service, contracts, and other obligations previously incurred or mandated by law, and reduced by one-time expenditures contained in the operating budget. For the purposes of this paragraph, one-time expenditures shall be appropriations not likely to recur in the succeeding budget, as determined by the governing body, unless the provisions of RSA 40:14-b are adopted, of the local political subdivision.

- 1. Use this form to list the default budget calculation in the appropriate columns.
- 2. Post this form or any amended version with proposed operating budget (MS-6 or MS-7) and the warrant.
- 3. Per RSA 40:13, XI, (a), the default budget shall be disclosed at the first budget hearing.

### GOVERNING BODY (SELECTMEN)

or

Budget Committee if RSA 40:14-b is adopted

Under penalties of perjury, I declare that I have examined the information contained in this form and to the best of my belief it is true, correct and complete.

Richard P. McDermott, Chairman

Maryann Kasprzak, Vice Chair.

Charles P. Graham

*Richard McDermott*  
*Maryann Kasprzak*  
*Charles P. Graham*

NH DEPARTMENT OF REVENUE ADMINISTRATION  
 MUNICIPAL SERVICES DIVISION  
 P.O. BOX 487, CONCORD, NH 03302-0487  
 (603)230-5090

1/18/13



Default Budget - Town of Hampton Falls FY 2013

| 1                              | 2                                         | 3                                         | 4                         | 5                                 | 6              |
|--------------------------------|-------------------------------------------|-------------------------------------------|---------------------------|-----------------------------------|----------------|
| Acct. #                        | PURPOSE OF APPROPRIATIONS<br>(RSA 32:3,V) | Prior Year<br>Adopted<br>Operating Budget | Reductions &<br>Increases | Minus<br>1-Time<br>Appropriations | DEFAULT BUDGET |
| <b>GENERAL GOVERNMENT</b>      |                                           |                                           |                           |                                   |                |
| 4130-4139                      | Executive                                 | 119,600                                   | 450                       | (22,255)                          | 97,795         |
| 4140-4149                      | Election, Reg. & Vital Statistics         | 72,500                                    | 1,650                     |                                   | 74,150         |
| 4150-4151                      | Financial Administration                  | 101,600                                   | 23,952                    |                                   | 125,552        |
| 4152                           | Revaluation of Property                   |                                           |                           |                                   |                |
| 4153                           | Legal Expense                             | 12,500                                    |                           |                                   | 12,500         |
| 4155-4159                      | Personnel Administration                  | 314,500                                   | 14,460                    | (50,710)                          | 278,250        |
| 4191-4193                      | Planning & Zoning                         | 37,600                                    | 2,485                     |                                   | 40,085         |
| 4194                           | General Government Buildings              | 47,900                                    | 1,150                     | (2,200)                           | 46,850         |
| 4195                           | Cemeteries                                | 8,200                                     | 2,500                     |                                   | 10,700         |
| 4196                           | Insurance                                 | 14,900                                    | 15,700                    |                                   | 30,600         |
| 4197                           | Advertising & Regional Assoc.             |                                           |                           |                                   |                |
| 4199                           | Other General Government                  | 4,000                                     | -                         |                                   | 4,000          |
| <b>PUBLIC SAFETY</b>           |                                           |                                           |                           |                                   |                |
| 4210-4214                      | Police                                    | 403,300                                   | 18,395                    |                                   | 421,695        |
| 4215-4219                      | Ambulance                                 | 52,500                                    | 1,250                     | (2,400)                           | 51,350         |
| 4220-4229                      | Fire                                      | 179,000                                   | 7,259                     |                                   | 186,259        |
| 4240-4249                      | Building Inspection                       | 53,500                                    | 360                       | (27,740)                          | 26,120         |
| 4290-4298                      | Emergency Management                      | 15,200                                    | 2,000                     | (5,000)                           | 12,200         |
| 4299                           | Other (Incl. Communications)              |                                           |                           |                                   |                |
| <b>AIRPORT/AVIATION CENTER</b> |                                           |                                           |                           |                                   |                |
| 4301-4309                      | Airport Operations                        |                                           |                           |                                   |                |
| <b>HIGHWAYS &amp; STREETS</b>  |                                           |                                           |                           |                                   |                |
| 4311                           | Administration                            |                                           |                           |                                   |                |
| 4312                           | Highways & Streets                        | 230,600                                   | 14,400                    |                                   | 245,000        |
| 4313                           | Bridges                                   |                                           |                           |                                   |                |
| 4316                           | Street Lighting                           | 3,500                                     | 100                       |                                   | 3,600          |
| 4319                           | Other                                     |                                           |                           |                                   |                |
| <b>SANITATION</b>              |                                           |                                           |                           |                                   |                |
| 4321                           | Administration                            |                                           |                           |                                   |                |
| 4323                           | Solid Waste Collection                    | 132,000                                   | 20,100                    |                                   | 152,100        |
| 4324                           | Solid Waste Disposal                      | 68,000                                    | 5,950                     |                                   | 73,950         |
| 4325                           | Solid Waste Clean-up                      |                                           |                           |                                   |                |
| 4326-4329                      | Sewage Coll. & Disposal & Other           |                                           |                           |                                   |                |

Default Budget - Town of Hampton Falls FY 2013

| 1                                         | 2                                         | 3                                         | 4                         | 5                                 | 6              |
|-------------------------------------------|-------------------------------------------|-------------------------------------------|---------------------------|-----------------------------------|----------------|
| Acct. #                                   | PURPOSE OF APPROPRIATIONS<br>(RSA 32:3,V) | Prior Year<br>Adopted<br>Operating Budget | Reductions &<br>Increases | Minus<br>1-Time<br>Appropriations | DEFAULT BUDGET |
| <b>WATER DISTRIBUTION &amp; TREATMENT</b> |                                           |                                           |                           |                                   |                |
| 4331                                      | Administration                            |                                           |                           |                                   |                |
| 4332                                      | Water Services                            |                                           |                           |                                   |                |
| 4335-4339                                 | Water Treatment, Conserv. & Other         |                                           |                           |                                   |                |
| <b>ELECTRIC</b>                           |                                           |                                           |                           |                                   |                |
| 4351-4352                                 | Admin. and Generation                     |                                           |                           |                                   |                |
| 4353                                      | Purchase Costs                            |                                           |                           |                                   |                |
| 4354                                      | Electric Equipment Maintenance            |                                           |                           |                                   |                |
| 4359                                      | Other Electric Costs                      |                                           |                           |                                   |                |
| <b>HEALTH</b>                             |                                           |                                           |                           |                                   |                |
| 4411                                      | Administration                            | 10,400                                    |                           | (6,100)                           | 4,300          |
| 4413                                      | Animal Control                            | 2,600                                     | 0                         |                                   | 2,600          |
| 4415-4419                                 | Health Agencies & Hosp. & Other           | 22,600                                    | 0                         |                                   | 22,600         |
| <b>WELFARE</b>                            |                                           |                                           |                           |                                   |                |
| 4441-4442                                 | Administration & Direct Assist.           | 11,000                                    | 0                         |                                   | 11,000         |
| .444                                      | Intergovernmental Welfare Pymnts          |                                           |                           |                                   |                |
| 4445-4449                                 | Vendor Payments & Other                   |                                           |                           |                                   |                |
| <b>CULTURE &amp; RECREATION</b>           |                                           |                                           |                           |                                   |                |
| 4520-4529                                 | Parks & Recreation                        | 20,000                                    | 400                       |                                   | 20,400         |
| 4550-4559                                 | Library                                   | 161,300                                   | 1,500                     | (1,100)                           | 161,700        |
| 4583                                      | Patriotic Purposes                        | 500                                       | 0                         |                                   | 500            |
| 4589                                      | Other Culture & Recreation                |                                           |                           |                                   |                |
| <b>CONSERVATION</b>                       |                                           |                                           |                           |                                   |                |
| 4611-4612                                 | Admin. & Purch. of Nat. Resources         | 4,500                                     | 0                         |                                   | 4,500          |
| 4619                                      | Other Conservation                        |                                           |                           |                                   |                |
| 4631-4632                                 | <b>REDEVELOPMENT &amp; HOUSING</b>        |                                           |                           |                                   |                |
| 4651-4659                                 | <b>ECONOMIC DEVELOPMENT</b>               |                                           |                           |                                   |                |
| <b>DEBT SERVICE</b>                       |                                           |                                           |                           |                                   |                |
| 4711                                      | Princ.- Long Term Bonds & Notes           | 185,000                                   | 0                         |                                   | 185,000        |
| 4721                                      | Interest-Long Term Bonds & Notes          | 89,600                                    | 0                         | (9,200)                           | 80,400         |
| 4723                                      | Int. on Tax Anticipation Notes            | 1,000                                     | 0                         |                                   | 1,000          |
| 4790-4799                                 | Other Debt Service                        |                                           |                           |                                   |                |

Default Budget - Town of Hampton Falls FY 2013

| 1                              | 2                                         | 3                                         | 4                         | 5                                 | 6              |
|--------------------------------|-------------------------------------------|-------------------------------------------|---------------------------|-----------------------------------|----------------|
| acct. #                        | PURPOSE OF APPROPRIATIONS<br>(RSA 32:3,V) | Prior Year<br>Adopted<br>Operating Budget | Reductions &<br>Increases | Minus<br>1-Time<br>Appropriations | DEFAULT BUDGET |
| <b>CAPITAL OUTLAY</b>          |                                           |                                           |                           |                                   |                |
| 4901                           | Land                                      |                                           |                           |                                   |                |
| 4902                           | Machinery, Vehicles & Equipment           |                                           |                           |                                   |                |
| 4903                           | Buildings                                 |                                           |                           |                                   |                |
| 4909                           | Improvements Other Than Bldgs.            |                                           |                           |                                   |                |
| <b>OPERATING TRANSFERS OUT</b> |                                           |                                           |                           |                                   |                |
| 4912                           | To Special Revenue Fund                   |                                           |                           |                                   |                |
| 4913                           | To Capital Projects Fund                  |                                           |                           |                                   |                |
| 4914                           | To Enterprise Fund                        |                                           |                           |                                   |                |
|                                | Sewer-                                    |                                           |                           |                                   |                |
|                                | Water-                                    |                                           |                           |                                   |                |
|                                | Electric-                                 |                                           |                           |                                   |                |
|                                | Airport-                                  |                                           |                           |                                   |                |
| 4917                           | To Health Maint. Trust Funds              |                                           |                           |                                   |                |
| 4918                           | To Nonexpendable Trust Funds              |                                           |                           |                                   |                |
| 4919                           | To Fiduciary Funds                        |                                           |                           |                                   |                |
| <b>TOTAL</b>                   |                                           | 2,379,400                                 | 134,061                   | (126,705)                         | 2,386,756      |

Please use the box below to explain increases or reductions in columns 4 & 5.

| t #  | Explanation for Increases                   | Acct # | Explanation for Reductions |
|------|---------------------------------------------|--------|----------------------------|
| 4130 | Contracted Services                         | 4130   | Reduction in Personnel     |
| 4140 | Mandated By Law                             |        |                            |
| 4150 | Contracted Services                         |        |                            |
| 4155 | Legal Requirement - Employee Benefits       | 4155   | Reduction in Personnel     |
| 4191 | Contracted Services - Planner               |        |                            |
| 4194 | Maintenance Services                        | 4194   | One Time Expense           |
| 4195 | Contracted Services                         |        |                            |
| 4196 | Contracted Premium Increase                 |        |                            |
| 4210 | Contracted Service                          |        |                            |
| 4215 | Obligations Previous Incurred               |        |                            |
| 4220 | Obligations Previous Incurred               |        |                            |
| 4240 | Obligations Previous Incurred               | 4240   | Reduction in Personnel     |
| 4290 | Obligations Previous Incurred               | 4290   | Reduced Training           |
| 4312 | Contracted Service                          |        |                            |
| 4323 | Contracted Service - Solid Waste Collection |        |                            |
| 4324 | Contracted Service - Solid Waste Disposal   |        |                            |
| 4550 | Legal Requirement - Mandated By Law         |        |                            |
|      |                                             | 4721   | Bond Interest Reduction    |

---

**HAMPTON FALLS**

**2013 - 2014**

**SCHOOL DISTRICT**

**WARRANT & BUDGET**

*As amended on February 7, 2013 at the Deliberative Session*

---

**AS AMENDED AT DELIBERATIVE SESSION  
TOWN OF HAMPTON FALLS  
THE STATE OF NEW HAMPSHIRE  
SCHOOL DISTRICT WARRANT - 2013**

To the Inhabitants of the School District in the Town of Hampton Falls, in the County of Rockingham, State of New Hampshire, qualified to vote upon District Affairs:

YOU ARE HEREBY NOTIFIED TO MEET FOR TWO SEPARATE SESSIONS OF THE ANNUAL SCHOOL DISTRICT MEETING.

SESSION I: (DELIBERATIVE SESSION) MEET AT THE LINCOLN AKERMAN SCHOOL GYMNASIUM IN HAMPTON FALLS ON THURSDAY THE SEVENTH OF FEBRUARY, 2013 AT 7:00 P.M. IN THE EVENING. THE PURPOSE OF THE MEETING IS TO EXPLAIN, DISCUSS, DEBATE AND POSSIBLY AMEND THE FOLLOWING WARRANT ARTICLES:

1. To see if the School District will vote to raise and appropriate the sum of ~~\$6,600,000~~ \$6,700,000 to construct a new addition to include gymnasium, music room and new classroom; renovation of existing gym/cafeteria to create two classrooms and cafeteria space, roof replacement, window replacement, HVAC upgrades, provide equipment and furnishings for the new and renovated space, provide other sitework and utilities support, provide architectural and other service fees, and provide any other items incidental to or necessary for the construction/renovations; and to authorize the issuance of not more than ~~\$6,600,000~~ \$6,700,000 of bonds or notes in accordance with the provisions of the Municipal Finance Act (RSA 33); and to authorize the school board to apply for, obtain and accept federal, state or other aid, if any, which may be available for said project and to comply with all laws applicable to said project, to authorize the school board to issue and negotiate such bonds or notes and to determine the rate of interest thereon and the maturity and other items thereof, and further to raise and appropriate an additional sum of \$123,337 for the first year's interest payment on the bond; and to authorize the school board to take any other action or to pass any other vote relative thereto? **The School Board recommends this article. Vote: 5-0** (3/5 ballot vote required).

2. Shall the School District raise and appropriate as an operating budget, not including appropriations by special warrant articles and other appropriations voted separately, the amounts set forth on the budget posted with the warrant or as amended by vote of the first session, for the purposes set forth therein, totaling \$5,207,431? Should this article be defeated, the default budget shall be \$5,195,226, which is the same as last year, with certain adjustments required by previous action of the School District or by law; or the governing body may hold one special meeting, in accordance with RSA 40:13, X and XVI, to take up the issue of a revised operating budget only. **The School Board recommends this article. Vote: 5-0** (Majority vote required.)

*Note: Warrant Article #2 (operating budget) does not include appropriations in any other warrant articles.*

3. To see if the School District will vote to raise and appropriate up to \$25,000 to be added to the existing Special Education Expendable Trust Fund, with such amount to be funded from the June 30, 2013 unreserved fund balance available for transfer on July 1, 2013. **The School Board recommends this article. Vote: 5-0** (Majority vote required.)

*(Should this article be approved, the funding is from fund balance and no amount will be raised from taxation.)*

4. To allow the School District to subdivide the property located at 5 Kensington Road into a parcel not to exceed 5 acres and sell the real estate and structures located on such property. **The School Board recommends this article. Vote: 5-0** (Majority vote required.)

5. To see if the School District will ~~approve~~ *recommend* the preservation of the historic Merrill Buildings (c.1770 House and Barn) at 5 Kensington Road? *This article is advisory only.* CITIZEN'S PETITION. **The School Board recommends this article. Vote: 4-1** (Majority vote required.)

6. To see if the School District will raise and appropriate the sum of \$2,500 for necessary maintenance or improvements to the Merrill buildings at 5 Kensington Road? This will be a non-lapsing account per RSA 32:7, VI and will not lapse for 5 years. CITIZEN'S PETITION. **The School Board recommends this article. Vote: 4-0** (Majority vote required.)

7. To see if the School District will raise and appropriate the sum of \$4,000 to stabilize the Merrill Barn at 5 Kensington Road to prevent collapse? CITIZEN'S PETITION. **The School Board recommends this article. Vote: 4-0** (Majority vote required.)

SESSION II: (BALLOTING) MEET AT THE TOWN HALL, HAMPTON FALLS, NEW HAMPSHIRE, ON TUESDAY, THE TWELFTH OF MARCH, 2013 AT 8:00 A.M. IN THE MORNING, TO ELECT BY OFFICIAL BALLOT OFFICERS OF THE SCHOOL DISTRICT AND TO VOTE BY OFFICIAL BALLOT ON WARRANT ARTICLES FROM THE FIRST SESSION.

1. Voting for school district officers consists of choosing:
  - Two School Board Members for the ensuing three years.
  - One School Board Member for the ensuing year.
2. Voting for warrant articles 1 through 7 as more fully set forth under Session I above and as any of said articles may have been amended as a result of the first session.

POLLS WILL NOT CLOSE BEFORE 8:00PM.

GIVEN UNDER OUR HANDS AND SEALS AT SAID HAMPTON FALLS, NH THIS 24<sup>th</sup> DAY OF JANUARY, 2013.

|                   |              |
|-------------------|--------------|
| Robin M. Ratigan  | Chairperson  |
| Wayne A. Skoglund |              |
| Ellen V. Christo  |              |
| James H. Stevens  |              |
|                   | School Board |

|                                  |                   |              |
|----------------------------------|-------------------|--------------|
| A true copy of Warrant – Attest: | Robin M. Ratigan  | Chairperson  |
|                                  | Wayne A. Skoglund |              |
|                                  | Ellen V. Christo  |              |
|                                  | James H. Stevens  |              |
|                                  |                   | School Board |

# SCHOOL BUDGET FORM

OF: HAMPTON FALLS NH

Appropriations and Estimates of Revenue for the Fiscal Year From July 1, 2013 to June 30, 2014

## IMPORTANT:

Please read RSA 32:5 applicable to all municipalities.

- 1 Use this form to list ALL APPROPRIATIONS in the appropriate recommended and not recommended area. This means the operating budget and all special and individual warrant articles must be posted.
- 2. Hold at least one public hearing on this budget.
- 3. When completed, a copy of the budget must be posted with the warrant. Another copy must be placed on file with the school clerk, and a copy sent to the Department of Revenue Administration at the address below within 20 days after the meeting.

This form was posted with the warrant on (Date): 1/25/13

### SCHOOL BOARD MEMBERS

*Please sign in ink.*

Under penalties of perjury, I declare that I have examined the information contained in this form and to the best of my belief it is true, correct and complete.

*Robert Rat*

*Ellen V. Clark*

*Wayne A. Dwyer*  
*James H. Allen*

## THIS BUDGET SHALL BE POSTED WITH THE SCHOOL WARRANT

FOR DRA USE ONLY

NH DEPARTMENT OF REVENUE ADMINISTRATION  
MUNICIPAL SERVICES DIVISION  
P.O. BOX 487, CONCORD, NH 03302-0487  
(603)230-5090



Budget - School District of HAMPTON FALLS FY 2013-14

| 1                                                 | 2                                                      | 3                  | 4                                       | 5                                              | 6                                      | 7                                          |
|---------------------------------------------------|--------------------------------------------------------|--------------------|-----------------------------------------|------------------------------------------------|----------------------------------------|--------------------------------------------|
| Acct.#                                            | PURPOSE OF APPROPRIATIONS (RSA 32:3,V)                 | OP Bud. WARR. ART# | Expenditures for Year 7/1/11 to 6/30/12 | Appropriations Current Year As Approved by DRA | Appropriations Ensuig FY (Recommended) | Appropriations Ensuig FY (Not Recommended) |
| <b>INSTRUCTION</b>                                |                                                        |                    |                                         |                                                |                                        |                                            |
| 1100-1199                                         | Regular Programs                                       |                    | 1,503,253                               | 1,521,877                                      | 1,593,848                              |                                            |
| 1200-1299                                         | Special Programs                                       |                    | 924,246                                 | 882,335                                        | 895,150                                | 1,998                                      |
| 1300-1399                                         | Vocational Programs                                    |                    |                                         |                                                |                                        |                                            |
| 1400-1499                                         | Other Programs                                         |                    | 48,807                                  | 50,278                                         | 50,588                                 |                                            |
| 1500-1599                                         | Non-Public Programs                                    |                    |                                         |                                                |                                        |                                            |
| 1600-1699                                         | Adult/Continuing Ed. Programs                          |                    |                                         |                                                |                                        |                                            |
| 1700-1799                                         | Community/Jr.College Ed. Programs                      |                    |                                         |                                                |                                        |                                            |
| 1800-1899                                         | Community Service Programs                             |                    |                                         |                                                |                                        |                                            |
| <b>SUPPORT SERVICES</b>                           |                                                        |                    |                                         |                                                |                                        |                                            |
| 2000-2199                                         | Student Support Services                               |                    | 91,547                                  | 93,296                                         | 96,240                                 |                                            |
| 2200-2299                                         | Instructional Staff Services                           |                    | 216,446                                 | 205,863                                        | 198,502                                |                                            |
| <b>GENERAL ADMINISTRATION</b>                     |                                                        |                    |                                         |                                                |                                        |                                            |
| 2310 840                                          | School Board Contingency                               |                    |                                         |                                                |                                        |                                            |
| 2310-2399                                         | Other School Board                                     |                    | 37,814                                  | 38,039                                         | 35,199                                 |                                            |
| <b>EXECUTIVE ADMINISTRATION</b>                   |                                                        |                    |                                         |                                                |                                        |                                            |
| 2320-310                                          | SAU Management Services                                |                    | 95,382                                  | 101,965                                        | 98,373                                 |                                            |
| 2320-2399                                         | All Other Administration                               |                    |                                         |                                                |                                        |                                            |
| 2400-2499                                         | School Administration Service                          |                    | 140,050                                 | 147,570                                        | 149,371                                |                                            |
| 2500-2599                                         | Business                                               |                    |                                         |                                                |                                        |                                            |
| 2600-2699                                         | Operation & Maintenance of Plant                       |                    | 379,656                                 | 397,116                                        | 410,055                                |                                            |
| 2700-2799                                         | Student Transportation                                 |                    | 197,058                                 | 194,640                                        | 198,965                                |                                            |
| 2800-2999                                         | Support Service, Central & Other                       |                    | 1,088,925                               | 1,183,881                                      | 1,244,722                              |                                            |
| <b>NON-INSTRUCTIONAL SERVICES</b>                 |                                                        |                    |                                         |                                                |                                        |                                            |
| 3100                                              | Food Service Operations                                |                    | 117,131                                 | 126,014                                        | 129,396                                |                                            |
| 3200                                              | Enterprise Operations                                  |                    |                                         |                                                |                                        |                                            |
| <b>FACILITIES ACQUISITIONS &amp; CONSTRUCTION</b> |                                                        |                    |                                         |                                                |                                        |                                            |
| 4100                                              | Site Acquisition                                       |                    |                                         |                                                |                                        |                                            |
| 4200                                              | Site Improvement                                       |                    |                                         |                                                |                                        |                                            |
| 4300                                              | Architectural/Engineering                              |                    |                                         |                                                |                                        |                                            |
| 4400                                              | Educational Specification Development                  |                    |                                         |                                                |                                        |                                            |
| 4500                                              | Building Acquisition/Construction                      |                    |                                         |                                                |                                        |                                            |
| 4600                                              | Building Improvement Services                          |                    |                                         |                                                |                                        |                                            |
| 4900                                              | Other Facilities Acquisition and Construction Services |                    |                                         |                                                |                                        |                                            |
| <b>OTHER OUTLAYS (5000-5999)</b>                  |                                                        |                    |                                         |                                                |                                        |                                            |
| 5110                                              | Debt Service - Principal                               |                    | 45,000                                  | 50,000                                         | 50,000                                 |                                            |
| 5120                                              | Debt Service - Interest                                |                    | 43,897                                  | 41,522                                         | 39,022                                 |                                            |
| <b>FUND TRANSFERS</b>                             |                                                        |                    |                                         |                                                |                                        |                                            |
| 5220-5221                                         | To Food Service                                        |                    | 16,100                                  | 18,000                                         | 18,000                                 |                                            |
| 5222-5229                                         | To Other Special Revenue                               |                    |                                         |                                                |                                        |                                            |
| 5230-5239                                         | To Capital Projects                                    |                    |                                         |                                                |                                        |                                            |
| 5254                                              | To Agency Funds                                        |                    |                                         |                                                |                                        |                                            |
| 5300-5399                                         | Intergovernmental Agency Alloc.                        |                    |                                         |                                                |                                        |                                            |
| <b>SUPPLEMENTAL APPROPRIATION</b>                 |                                                        |                    |                                         |                                                |                                        |                                            |
| <b>DEFICIT APPROPRIATION</b>                      |                                                        |                    |                                         |                                                |                                        |                                            |
| <b>OPERATING BUDGET TOTAL</b>                     |                                                        |                    | 4,945,312                               | 5,052,396                                      | 5,207,431                              | 1,998                                      |



Budget - School District of HAMPTON FALLS FY 2013-14

| 1                                   | 2                                         | 3              | 4                             | 5                                   | 6                                               |
|-------------------------------------|-------------------------------------------|----------------|-------------------------------|-------------------------------------|-------------------------------------------------|
| Acct.#                              | SOURCE OF REVENUE                         | WARR.<br>ART.# | Actual Revenues<br>Prior Year | Revised<br>Revenues<br>Current Year | Estimated<br>Revenues<br>ENSUING FISCAL<br>YEAR |
| <b>REVENUE FROM LOCAL SOURCES</b>   |                                           |                |                               |                                     |                                                 |
| 1300-1349                           | Tuition                                   |                |                               |                                     |                                                 |
| 1400-1449                           | Transportation Fees                       |                |                               |                                     |                                                 |
| 1500-1599                           | Earnings on Investments                   |                | 284                           | 200                                 | 200                                             |
| 1600-1699                           | Food Service Sales                        |                | 75,638                        | 75,000                              | 75,000                                          |
| 1700-1799                           | Student Activities                        |                |                               |                                     |                                                 |
| 1800-1899                           | Community Services Activities             |                |                               |                                     |                                                 |
| 1900-1999                           | Other Local Sources                       |                |                               |                                     |                                                 |
|                                     | <b>IMPACT FEES</b>                        |                | <b>32,228</b>                 |                                     |                                                 |
| <b>REVENUE FROM STATE SOURCES</b>   |                                           |                |                               |                                     |                                                 |
| 3210                                | School Building Aid                       |                |                               |                                     |                                                 |
| 3215                                | Kindergarten Building Aid                 |                |                               |                                     |                                                 |
| 3220                                | Kindergarten Aid                          |                |                               |                                     |                                                 |
| 3230                                | Catastrophic Aid                          |                | 144,691                       | 0                                   | 0                                               |
| 3240-3249                           | Vocational Aid                            |                |                               |                                     |                                                 |
| 3250                                | Adult Education                           |                |                               |                                     |                                                 |
| 3260                                | Child Nutrition                           |                | 1,307                         | 1,400                               | 1,400                                           |
| 3270                                | Driver Education                          |                |                               |                                     |                                                 |
| 3290-3299                           | Other State Sources                       |                |                               |                                     |                                                 |
| <b>REVENUE FROM FEDERAL SOURCES</b> |                                           |                |                               |                                     |                                                 |
| 4100-4539                           | Federal Program Grants                    |                |                               |                                     |                                                 |
| 4540                                | Vocational Education                      |                |                               |                                     |                                                 |
| 4550                                | Adult Education                           |                |                               |                                     |                                                 |
| 4560                                | Child Nutrition                           |                | 15,791                        | 15,000                              | 15,000                                          |
| 4570                                | Disabilities Programs                     |                |                               |                                     |                                                 |
| 4580                                | Medicaid Distribution                     |                | 20,389                        | 25,000                              | 0                                               |
| 4590-4999                           | Other Federal Sources (except 4810)       |                |                               |                                     |                                                 |
| 4810                                | Federal Forest Reserve                    |                |                               |                                     |                                                 |
|                                     | <b>USDA COMMODITIES</b>                   |                | <b>8,334</b>                  | <b>5,000</b>                        | <b>6,000</b>                                    |
| <b>OTHER FINANCING SOURCES</b>      |                                           |                |                               |                                     |                                                 |
| 5110-5139                           | Sale of Bonds or Notes                    |                |                               |                                     | 6,600,000                                       |
| 5221                                | Transfer from Food Service-Spec.Rev.Fund  |                |                               |                                     |                                                 |
| 5222                                | Transfer from Other Special Revenue Funds |                |                               |                                     |                                                 |
| 5230                                | Transfer from Capital Project Funds       |                |                               |                                     |                                                 |
| 5251                                | Transfer from Capital Reserve Funds       |                |                               |                                     |                                                 |

Budget - School District of HAMPTON FALLS FY 2013-14

| 1                                    | 2                                                                                                                                                                                                           | 3 | 4                             | 5                                   | 6                                               |
|--------------------------------------|-------------------------------------------------------------------------------------------------------------------------------------------------------------------------------------------------------------|---|-------------------------------|-------------------------------------|-------------------------------------------------|
| ACCT.#                               | SOURCE OF REVENUE                                                                                                                                                                                           |   | Actual Revenues<br>Prior Year | Revised<br>Revenues<br>Current Year | ESTIMATED<br>REVENUES<br>ENSUING FISCAL<br>YEAR |
| <b>OTHER FINANCING SOURCES cont.</b> |                                                                                                                                                                                                             |   |                               |                                     |                                                 |
| 5252                                 | Transfer from Expendable Trust Funds                                                                                                                                                                        |   |                               |                                     |                                                 |
| 5253                                 | Transfer from Non-Expendable Trust Funds                                                                                                                                                                    |   |                               |                                     |                                                 |
| 5300-5699                            | Other Financing Sources                                                                                                                                                                                     |   |                               |                                     |                                                 |
|                                      |                                                                                                                                                                                                             |   |                               |                                     |                                                 |
|                                      | <b>**BUDGET SUMMARY**</b>                                                                                                                                                                                   |   |                               |                                     |                                                 |
| 5140                                 | This Section for Calculation of RAN's<br>(Reimbursement Anticipation Notes) Per RSA<br>198:20-d for Catastrophic Aid Borrowing<br>RAN, Revenue This FY _____ less<br>RAN, Revenue Last FY _____<br>=NET RAN |   |                               |                                     |                                                 |
|                                      | Supplemental Appropriation (Contra)                                                                                                                                                                         |   |                               |                                     |                                                 |
|                                      | Voted From Fund Balance                                                                                                                                                                                     |   | 25,000                        | 25,000                              | 25,000                                          |
|                                      | Fund Balance to Reduce Taxes                                                                                                                                                                                |   | 174,583                       | 130,554                             |                                                 |
|                                      | <b>Total Estimated Revenue &amp; Credits</b>                                                                                                                                                                |   | <b>498,245</b>                | <b>277,154</b>                      | <b>6,722,600</b>                                |

|                                                                   | Current Year     | Ensuing Year      |
|-------------------------------------------------------------------|------------------|-------------------|
| Operating Budget Appropriations Recommended (from page 2)         | 5,052,396        | 5,207,431         |
| Special Warrant Articles Recommended (from page 3)                | 275,000          | 6,754,837         |
| Individual Warrant Articles Recommended (from page 3)             | 41,009           | 0                 |
| <b>TOTAL Appropriations Recommended</b>                           | <b>5,368,405</b> | <b>11,962,268</b> |
| Less: Amount of Estimated Revenues & Credits (from above)         | 277,154          | 6,722,600         |
| Less: Amount of State Education Tax/Grant                         | 100,076          | 111,476           |
| <b>Estimated Amount of Local Taxes to be Raised For Education</b> | <b>4,991,175</b> | <b>5,128,192</b>  |

HAMPTON FALLS SCHOOL DISTRICT BUDGET - 2013-14  
AS AMENDED AT DELIBERATIVE SESSION - 2/7/13

| Acct. | DESC                                            | Budget* 2009-10  | EXPENDED 2009-10 | Budget 2010-11   | EXPENDED 2010-11 | Budget 2011-12   | EXPENDED 2011-12 | BUDGET 2012-13   | ADMIN PROPOSED 2013-14 | \$ change     | % change     | BOARD PROPOSED 2013-14 | AS AMENDED AT DELIB SESSION 2013-14 | FINAL ACTION 2013-14 | DEFAULT BUDGET 2013-14 |
|-------|-------------------------------------------------|------------------|------------------|------------------|------------------|------------------|------------------|------------------|------------------------|---------------|--------------|------------------------|-------------------------------------|----------------------|------------------------|
| 2     | 3110009-103 SALARIES - CERTIFIED STAFF          | 1,410,703        | 1,415,766        | 1,397,105        | 1,410,870        | 1,395,804        | 1,376,032        | 1,430,007        | 1,470,276              | 40,269        | 2.82%        | 1,470,276              | 1,470,276                           |                      | 1,468,916              |
| 4     | 3110009-105 SALARIES - ED ASSOCS/AIDES/MONITORS | 41,531           | 41,577           | 41,531           | 41,643           | 38,642           | 29,936           | 20,227           | 20,522                 | 285           | 1.48%        | 20,522                 | 20,522                              |                      | 20,522                 |
| 5     | 3110009-119 SALARIES - OTHER                    | 500              | 0                | 500              | 0                | 500              | 150              | 12,560           | 12,718                 | 158           | 1.26%        | 12,718                 | 12,718                              |                      | 12,560                 |
| 6     | 3110009-128 SALARIES - SUBSTITUTES              | 22,100           | 27,119           | 24,000           | 26,035           | 24,000           | 15,995           | 28,000           | 28,000                 | 0             | 0.00%        | 28,000                 | 28,000                              |                      | 26,000                 |
| 7     | 3110009-430 REPAIR/MAINTAIN EQUIPMENT           | 500              | 27,150           | 500              | 150              | 500              | 459              | 500              | 500                    | 0             | 0.00%        | 500                    | 500                                 |                      | 500                    |
| 8     | 3110009-442 RENTAL/LEASE EQUIPMENT              | 6,300            | 8,283            | 7,000            | 8,395            | 12,647           | 10,443           | 10,284           | 10,284                 | 0             | 0.00%        | 10,284                 | 10,284                              |                      | 10,284                 |
| 9     | 3110009-610 SUPPLIES                            | 33,000           | 29,629           | 33,000           | 31,517           | 34,650           | 39,620           | 34,650           | 34,650                 | 0             | 0.00%        | 34,650                 | 34,650                              |                      | 34,650                 |
| 10    | 3110009-641 BOOKS/PRINT MEDIA                   | 6,725            | 4,333            | 14,517           | 13,868           | 13,233           | 18,513           | 17,862           | 11,600                 | -6,252        | -35.02%      | 11,600                 | 11,600                              |                      | 17,862                 |
| 11    | 3110009-739 EQUIPMENT                           | 1,845            | 1,371            | 1,842            | 2,348            | 4,105            | 12,215           | 5,296            | 5,296                  | 0             | 0.00%        | 5,296                  | 5,296                               |                      | 5,296                  |
|       | <b>TOTAL - REGULAR EDUCATION</b>                | <b>1,623,204</b> | <b>1,528,328</b> | <b>1,519,995</b> | <b>1,534,836</b> | <b>1,522,081</b> | <b>1,503,253</b> | <b>1,559,378</b> | <b>1,593,848</b>       | <b>34,470</b> | <b>2.21%</b> | <b>1,593,848</b>       | <b>1,593,848</b>                    | <b>0</b>             | <b>1,597,682</b>       |
| 13    | 3120012-102 SALARY - DIRECTORS/MGRS             | 81,402           | 81,676           | 81,402           | 81,387           | 82,257           | 82,623           | 84,275           | 85,539                 | 1,264         | 1.50%        | 85,539                 | 85,539                              |                      | 84,275                 |
| 14    | 3120012-103 SALARIES - CERTIFIED STAFF          | 261,568          | 273,304          | 269,550          | 281,211          | 273,130          | 276,807          | 284,821          | 289,827                | 5,006         | 1.76%        | 289,827                | 289,827                             |                      | 289,827                |
| 15    | 3120012-104 SALARIES - SPECIALISTS              | 72,215           | 72,215           | 72,215           | 72,215           | 72,215           | 73,950           | 75,207           | 75,207                 | 1,257         | 1.70%        | 75,207                 | 75,207                              |                      | 75,207                 |
| 16    | 3120012-105 SALARIES - ED ASSOCS/AIDES/MONITORS | 158,243          | 148,470          | 155,607          | 178,688          | 175,298          | 171,183          | 187,028          | 190,703                | 3,677         | 1.97%        | 190,703                | 190,703                             |                      | 190,703                |
| 17    | 3120012-106 SALARIES - ASSOC-OUT-OF-DISTRICT    | 1                | 0                | 1                | 0                | 1                | 0                | 1                | 1                      | 0             | 0.00%        | 1                      | 1                                   |                      | 1                      |
| 18    | 3120012-110 SALARY - CLERICAL                   | 19,768           | 19,768           | 19,768           | 19,768           | 19,880           | 20,065           | 20,475           | 21,069                 | 594           | 2.90%        | 21,069                 | 21,069                              |                      | 20,475                 |
| 19    | 3120012-331 PROFESSIONAL SERVICES               | 163,208          | 141,252          | 175,250          | 180,226          | 206,052          | 190,294          | 184,825          | 184,505                | -320          | -0.17%       | 184,505                | 184,505                             |                      | 184,825                |
| 20    | 3120012-332 EVALUATIONS/TESTING                 | 4,500            | 2,385            | 4,000            | 7,305            | 3,500            | 1,363            | 2,600            | 5,500                  | 2,900         | 111.54%      | 5,500                  | 5,500                               |                      | 2,600                  |
| 21    | 3120012-333 LEGAL                               | 4,500            | 19,575           | 10,000           | 3,700            | 15,000           | 3,469            | 13,000           | 10,000                 | -3,000        | -23.08%      | 10,000                 | 10,000                              |                      | 13,000                 |
| n/a   | 3120012-534 POSTAGE                             | 1,500            | 0                | 0                | 0                | 0                | 0                | 0                | 0                      | 0             | 0.00%        | 0                      | 0                                   |                      | 0                      |
| 22    | 3120012-560 TUITION                             | 427,623          | 451,666          | 384,628          | 418,967          | 138,022          | 98,584           | 39,380           | 28,597                 | -10,783       | -27.36%      | 28,597                 | 28,597                              |                      | 28,597                 |
| 23    | 3120012-580 TRAVEL REIMBURSEMENT                | 800              | 857              | 1,400            | 1,132            | 800              | 1,703            | 1,200            | 2,000                  | 800           | 66.67%       | 2,000                  | 2,000                               |                      | 1,200                  |
| 24    | 3120012-610 SUPPLIES                            | 1,400            | 2,272            | 1,400            | 1,400            | 1,400            | 2,278            | 1,400            | 1,000                  | -400          | -28.57%      | 1,000                  | 1,000                               |                      | 1,400                  |
| 25    | 3120012-641 BOOKS/PRINT MEDIA                   | 1,500            | 282              | 1,000            | 997              | 1,000            | 2,185            | 1,000            | 1,000                  | 0             | 0.00%        | 1,000                  | 1,000                               |                      | 1,000                  |
| 26    | 3120012-739 EQUIPMENT                           | 265              | 178              | 1                | 0                | 1,000            | 937              | 2,000            | 1,000                  | -1,000        | -50.00%      | 1,000                  | 1,000                               |                      | 2,000                  |
| 27    | 3120012-810 DUES AND FEES                       | 555              | 530              | 555              | 530              | 1,100            | 560              | 1,100            | 1,200                  | 100           | 9.09%        | 1,200                  | 1,200                               |                      | 1,100                  |
|       | <b>TOTAL - SPECIAL EDUCATION</b>                | <b>1,199,048</b> | <b>1,214,420</b> | <b>1,175,177</b> | <b>1,247,526</b> | <b>990,755</b>   | <b>924,246</b>   | <b>897,053</b>   | <b>897,148</b>         | <b>95</b>     | <b>0.01%</b> | <b>897,148</b>         | <b>897,148</b>                      | <b>0</b>             | <b>895,210</b>         |
| 29    | 3140060-118 SALARIES - COACHES & ADVISORS       | 25,770           | 25,651           | 26,270           | 26,932           | 30,026           | 31,739           | 31,138           | 31,138                 | 0             | 0.00%        | 31,138                 | 31,138                              |                      | 31,138                 |
| 30    | 3140060-301 OFFICIALS/TRAINER                   | 4,415            | 5,445            | 5,400            | 5,400            | 6,750            | 6,750            | 6,750            | 6,200                  | -550          | -8.15%       | 6,200                  | 6,200                               |                      | 6,750                  |
| 31    | 3140060-327 ADMISSIONS                          | 0                | 0                | 0                | 0                | 2,500            | 2,980            | 2,500            | 5,000                  | 2,500         | 100.00%      | 5,000                  | 5,000                               |                      | 2,500                  |
| 32    | 3140060-610 SUPPLIES                            | 4,890            | 2,755            | 4,890            | 4,846            | 5,690            | 2,713            | 5,890            | 5,000                  | -890          | -15.11%      | 5,000                  | 5,000                               |                      | 5,890                  |
| 33    | 3140060-739 EQUIPMENT                           | 2,500            | 2,064            | 2,500            | 2,509            | 3,000            | 4,615            | 4,000            | 3,250                  | -750          | -18.75%      | 3,250                  | 3,250                               |                      | 4,000                  |
|       | <b>TOTAL - STUDENT ACTIVITIES</b>               | <b>37,375</b>    | <b>36,115</b>    | <b>38,860</b>    | <b>39,587</b>    | <b>47,966</b>    | <b>48,807</b>    | <b>50,278</b>    | <b>50,588</b>          | <b>310</b>    | <b>0.62%</b> | <b>50,588</b>          | <b>50,588</b>                       | <b>0</b>             | <b>50,278</b>          |
| 35    | 3212029-103 SALARIES - CERTIFIED STAFF          | 32,941           | 32,941           | 32,941           | 32,941           | 34,252           | 35,221           | 34,423           | 35,009                 | 588           | 1.70%        | 35,009                 | 35,009                              |                      | 35,009                 |
| 36    | 3212029-610 SUPPLIES                            | 500              | 440              | 500              | 225              | 500              | 0                | 500              | 1                      | -499          | -99.80%      | 1                      | 1                                   |                      | 500                    |
|       | <b>TOTAL - GUIDANCE</b>                         | <b>33,441</b>    | <b>33,381</b>    | <b>33,441</b>    | <b>33,166</b>    | <b>34,752</b>    | <b>35,221</b>    | <b>34,923</b>    | <b>35,010</b>          | <b>87</b>     | <b>0.25%</b> | <b>35,010</b>          | <b>35,010</b>                       | <b>0</b>             | <b>35,509</b>          |
| 36    | 3213044-103 SALARIES - CERTIFIED STAFF          | 54,945           | 65,991           | 54,807           | 54,807           | 54,807           | 54,807           | 56,862           | 59,994                 | 2,132         | 3.75%        | 59,994                 | 59,994                              |                      | 56,994                 |
| 38    | 3213044-314 EMPLOYMENT EXAMS                    | 400              | 310              | 500              | 70               | 500              | 100              | 500              | 300                    | -200          | -40.00%      | 300                    | 300                                 |                      | 500                    |
| 40    | 3213044-328 PHYSICIAN SERVICES                  | 1,200            | 1,200            | 1,500            | 0                | 1,500            | 0                | 1,500            | 1                      | -1,499        | -99.93%      | 1                      | 1                                   |                      | 1,500                  |
| 41    | 3213044-610 SUPPLIES                            | 1,325            | 1,330            | 1,325            | 1,485            | 1,400            | 1,319            | 1,600            | 1,600                  | 0             | 0.00%        | 1,600                  | 1,600                               |                      | 1,600                  |
| 42    | 3213044-739 EQUIPMENT                           | 1                | 800              | 1                | 100              | 1                | 100              | 1                | 200                    | 199           | 19900.00%    | 200                    | 200                                 |                      | 1                      |
| 43    | 3213044-810 DUES AND FEES                       | 125              | 135              | 125              | 0                | 135              | 0                | 135              | 135                    | 0             | 0.00%        | 135                    | 135                                 |                      | 135                    |
|       | <b>TOTAL - HEALTH</b>                           | <b>57,996</b>    | <b>69,766</b>    | <b>58,258</b>    | <b>56,362</b>    | <b>58,343</b>    | <b>56,326</b>    | <b>60,588</b>    | <b>61,230</b>          | <b>632</b>    | <b>1.04%</b> | <b>61,230</b>          | <b>61,230</b>                       | <b>0</b>             | <b>62,730</b>          |
| 45    | 3215012-103 SALARIES - CERTIFIED STAFF          | 72,215           | 92,515           | 90,878           | 0                | 1                | 0                | 1                | 0                      | 0             | 0.00%        | 0                      | 0                                   |                      | 1                      |
|       | <b>TOTAL - SPEECH</b>                           | <b>72,215</b>    | <b>92,515</b>    | <b>90,878</b>    | <b>0</b>         | <b>1</b>         | <b>0</b>         | <b>1</b>         | <b>0</b>               | <b>0</b>      | <b>0.00%</b> | <b>0</b>               | <b>0</b>                            | <b>0</b>             | <b>1</b>               |
| 47    | 3221009-125 SALARY - CURRICULUM/PROF DEV        | 4,000            | 3,613            | 4,000            | 1,425            | 4,000            | 3,600            | 8,500            | 8,500                  | 0             | 0.00%        | 8,500                  | 8,500                               |                      | 8,500                  |
| 48    | 3221009-240 TUITION REIMBURSEMENT               | 5,600            | 3,470            | 5,600            | 6,223            | 5,600            | 8,209            | 6,500            | 7,500                  | 1,000         | 15.38%       | 7,500                  | 7,500                               |                      | 6,500                  |
| 49    | 3221009-321 TESTING                             | 4,190            | 2,657            | 4,190            | 4,096            | 4,190            | 3,07             | 4,325            | 3,750                  | -575          | -13.29%      | 3,750                  | 3,750                               |                      | 4,325                  |
| 50    | 3221009-322 WORKSHOPS/SEMINARS                  | 3,025            | 3,088            | 3,025            | 2,279            | 3,025            | 4,723            | 3,250            | 4,250                  | 1,000         | 30.77%       | 4,250                  | 4,250                               |                      | 3,250                  |
| 51    | 3221009-329 IN-SERVICE TRAINING                 | 1,200            | 287              | 1,200            | 500              | 1,200            | 2,679            | 1,200            | 1,200                  | 0             | 0.00%        | 1,200                  | 1,200                               |                      | 1,200                  |
| 52    | 3221009-336 PROFESSIONAL DEVELOPMENT - SES/PA   | 7,200            | 683              | 3,500            | 2,528            | 2,400            | 1,384            | 2,400            | 2,000                  | -400          | -16.67%      | 2,000                  | 2,000                               |                      | 2,400                  |
| 53    | 3221009-560 TRAVEL REIMBURSEMENT                | 0                | 0                | 0                | 0                | 0                | 0                | 1,250            | 1,250                  | 0             | 0.00%        | 1,250                  | 1,250                               |                      | 400                    |
| 54    | 3221009-641 BOOKS/PRINT MEDIA                   | 400              | 140              | 400              | 172              | 400              | 354              | 400              | 400                    | 0             | 0.00%        | 400                    | 400                                 |                      | 400                    |
|       | <b>TOTAL - IMPROVEMENT OF INSTRUCTION</b>       | <b>25,615</b>    | <b>13,938</b>    | <b>21,915</b>    | <b>17,224</b>    | <b>20,815</b>    | <b>21,266</b>    | <b>27,825</b>    | <b>28,850</b>          | <b>1,025</b>  | <b>3.65%</b> | <b>28,850</b>          | <b>28,850</b>                       | <b>0</b>             | <b>27,825</b>          |

HAMPTON FALLS SCHOOL DISTRICT BUDGET - 2013-14  
AS AMENDED AT DELIBERATIVE SESSION - 2/7/13

| Acct. | DESC                                            | Budget*<br>2009-10 | EXPENDED<br>2009-10 | Budget<br>2010-11 | EXPENDED<br>2010-11 | Budget<br>2011-12 | EXPENDED<br>2011-12 | BUDGET<br>2012-13 | ADMIN<br>PROPOSED<br>2013-14 | \$ change      | % change       | BOARD<br>PROPOSED<br>2013-14 | AS AMENDED<br>AT DELIB<br>SESSION | FINAL<br>ACTION<br>2013-14 | DEFAULT<br>BUDGET<br>2013-14 |
|-------|-------------------------------------------------|--------------------|---------------------|-------------------|---------------------|-------------------|---------------------|-------------------|------------------------------|----------------|----------------|------------------------------|-----------------------------------|----------------------------|------------------------------|
| 56    | 3222042-103 SALARIES - CERTIFIED STAFF          | 50,916             | 50,916              | 50,916            | 50,916              | 50,916            | 50,916              | 52,826            | 54,807                       | 1,981          | 3.75%          | 54,807                       | 54,807                            | 54,807                     | 54,807                       |
| 57    | 3222042-105 SALARIES - ED ASSOCS/AIDES/MONITORS | 400                | 0                   | 400               | 0                   | 400               | 0                   | 400               | 400                          | 0              | 0.00%          | 400                          | 400                               | 400                        | 400                          |
| 58    | 3222042-610 REPAIR/MAINTAIN AV EQUIPMENT        | 352                | 352                 | 668               | 668                 | 600               | 600                 | 600               | 600                          | 0              | 0.00%          | 600                          | 600                               | 600                        | 600                          |
| 59    | 3222042-611 SUPPLIES - AV/MEDIA                 | 600                | 437                 | 600               | 449                 | 600               | 600                 | 600               | 600                          | 0              | 0.00%          | 600                          | 600                               | 600                        | 600                          |
| 60    | 3222042-641 BOOKS/PRINT MEDIA                   | 6,200              | 5,877               | 6,200             | 5,998               | 7,954             | 7,905               | 8,498             | 9,067                        | 569            | 6.70%          | 9,067                        | 9,067                             | 9,067                      | 8,488                        |
|       | <b>TOTAL - EDUCATIONAL MEDIA</b>                | <b>58,717</b>      | <b>57,582</b>       | <b>58,717</b>     | <b>58,391</b>       | <b>60,471</b>     | <b>60,158</b>       | <b>62,924</b>     | <b>65,474</b>                | <b>2,550</b>   | <b>4.05%</b>   | <b>65,474</b>                | <b>65,474</b>                     | <b>0</b>                   | <b>64,905</b>                |
| 62    | 3222522-103 SALARIES - CERTIFIED STAFF          | 69,828             | 69,828              | 69,828            | 69,828              | 69,828            | 67,628              | 17,800            | 0                            | -17,800        | -100.00%       | 0                            | 0                                 | 1                          | 1                            |
| 63    | 3222522-105 SALARIES - ED ASSOCS/AIDES/MONITORS | 17,262             | 15,646              | 17,869            | 17,891              | 21,168            | 5,866               | 21,378            | 1                            | -21,377        | -100.00%       | 1                            | 1                                 | 1                          | 22,106                       |
| 64    | 3222522-109 SALARY - TECHNOLOGY                 | 0                  | 0                   | 0                 | 0                   | 0                 | 0                   | 40,000            | 68,340                       | 28,340         | 70.85%         | 68,340                       | 68,340                            | 4,320                      | 4,320                        |
| 65    | 3222522-431 REPAIR/MAINTAIN COMPUTERS           | 5,300              | 1,166               | 4,320             | 6,828               | 7,000             | 359                 | 6,578             | 4,320                        | -6,577         | -89.98%        | 1                            | 1                                 | 1                          | 1                            |
| 66    | 3222522-442 RENTAL/LEASE EQUIPMENT              | 0                  | 0                   | 0                 | 0                   | 0                 | 0                   | 0                 | 1,750                        | 1,750          | 0.00%          | 1,750                        | 1,750                             | 1,750                      | 1,750                        |
| 67    | 3222522-612 SUPPLIES - COMPUTER                 | 3,500              | 3,660               | 3,500             | 3,500               | 1,500             | 1,229               | 1,750             | 1,500                        | 0              | 0.00%          | 1,500                        | 1,500                             | 1,500                      | 1,500                        |
| 68    | 3222522-643 INFORMATION ACCESS FEES             | 180                | 128                 | 180               | 139                 | 180               | 546                 | 180               | 1,500                        | 1,320          | 733.33%        | 1,500                        | 1,500                             | 1,500                      | 1,500                        |
| 69    | 3222522-644 SOFTWARE LICENSE/SUPPORT            | 10,702             | 13,643              | 10,000            | 8,296               | 16,000            | 16,332              | 17,482            | 15,041                       | -2,481         | -14.01%        | 15,041                       | 15,041                            | 15,041                     | 17,482                       |
| 70    | 3222522-650 SOFTWARE                            | 1,721              | 895                 | 1,000             | 457                 | 600               | 720                 | 600               | 625                          | 25             | 4.17%          | 625                          | 625                               | 625                        | 600                          |
| 71    | 3222522-734 NEW TECHNOLOGY EQUIPMENT            | 10,000             | 6,845               | 10,000            | 10,684              | 5,000             | 16,024              | 7,500             | 12,600                       | 5,100          | 68.00%         | 12,600                       | 12,600                            | 12,600                     | 7,500                        |
|       | <b>TOTAL - TECHNOLOGY</b>                       | <b>118,493</b>     | <b>111,811</b>      | <b>116,297</b>    | <b>117,623</b>      | <b>125,597</b>    | <b>135,022</b>      | <b>117,598</b>    | <b>104,178</b>               | <b>-13,420</b> | <b>-11.41%</b> | <b>104,178</b>               | <b>104,178</b>                    | <b>0</b>                   | <b>95,270</b>                |
| 73    | 3231000-117 SALARIES - DISTRICT OFFICERS        | 14,839             | 15,125              | 15,216            | 15,866              | 15,216            | 15,809              | 15,216            | 15,216                       | 0              | 0.00%          | 15,216                       | 15,216                            | 15,216                     | 15,216                       |
| 74    | 3231000-333 LEGAL                               | 4,000              | 1,294               | 4,000             | 3,119               | 3,500             | 3,500               | 3,500             | 3,000                        | -500           | -14.29%        | 3,000                        | 3,000                             | 3,000                      | 3,500                        |
| 75    | 3231000-334 AUDIT                               | 6,000              | 9,008               | 8,000             | 3,750               | 8,500             | 13,110              | 9,000             | 9,000                        | 0              | 0.00%          | 9,000                        | 9,000                             | 9,000                      | 9,000                        |
| 76    | 3231000-335 ANNUAL MEETING                      | 2,440              | 1,347               | 2,440             | 2,987               | 1,640             | 1,751               | 2,800             | 1,800                        | -1,100         | -37.93%        | 1,800                        | 1,800                             | 1,800                      | 2,900                        |
| 77    | 3231000-534 POSTAGE                             | 300                | 590                 | 350               | 388                 | 400               | 418                 | 400               | 400                          | 0              | 0.00%          | 400                          | 400                               | 400                        | 400                          |
| 78    | 3231000-540 ADVERTISING                         | 2,000              | 3,400               | 2,000             | 411                 | 2,500             | 534                 | 1,500             | 1,000                        | -500           | -33.33%        | 1,000                        | 1,000                             | 1,000                      | 1,500                        |
| 79    | 3231000-580 TRAVEL REIMBURSEMENT                | 0                  | 0                   | 0                 | 0                   | 0                 | 0                   | 0                 | 1                            | 1              | 0.00%          | 1                            | 1                                 | 1                          | 1                            |
| 80    | 3231000-810 DUES AND FEES                       | 2,932              | 3,367               | 3,135             | 3,082               | 3,182             | 3,082               | 2,822             | 3,082                        | 260            | 9.21%          | 3,082                        | 3,082                             | 3,082                      | 2,822                        |
| 81    | 3231000-890 OTHER EXPENSES                      | 3,000              | 2,380               | 2,700             | 2,962               | 2,700             | 925                 | 2,700             | 1,700                        | -1,000         | -37.04%        | 1,700                        | 1,700                             | 1,700                      | 2,700                        |
|       | <b>TOTAL - BOARD OF EDUCATION</b>               | <b>35,811</b>      | <b>36,511</b>       | <b>37,942</b>     | <b>32,685</b>       | <b>37,639</b>     | <b>37,814</b>       | <b>38,039</b>     | <b>35,199</b>                | <b>-2,840</b>  | <b>-7.47%</b>  | <b>35,199</b>                | <b>35,199</b>                     | <b>0</b>                   | <b>38,039</b>                |
| 83    | 3232000-311 SAU SERVICES                        | 80,605             | 80,605              | 80,696            | 80,696              | 95,382            | 95,382              | 101,965           | 98,373                       | -3,592         | -3.52%         | 98,373                       | 98,373                            | 98,373                     | 98,373                       |
|       | <b>TOTAL - SAU SERVICES</b>                     | <b>80,605</b>      | <b>80,605</b>       | <b>80,696</b>     | <b>80,696</b>       | <b>95,382</b>     | <b>95,382</b>       | <b>101,965</b>    | <b>98,373</b>                | <b>-3,592</b>  | <b>-3.52%</b>  | <b>98,373</b>                | <b>98,373</b>                     | <b>0</b>                   | <b>98,373</b>                |
| 85    | 3241031-101 SALARY - ADMINISTRATION             | 98,804             | 119,744             | 118,940           | 96,000              | 96,000            | 96,000              | 97,920            | 99,389                       | 1,469          | 1.50%          | 99,389                       | 99,389                            | 99,389                     | 97,920                       |
| 86    | 3241031-110 SALARY - CLERICAL                   | 35,131             | 35,131              | 35,131            | 35,506              | 35,506            | 35,572              | 35,400            | 37,482                       | 1,062          | 2.97%          | 37,482                       | 37,482                            | 37,482                     | 36,400                       |
| 87    | 3241031-531 TELEPHONE                           | 6,000              | 5,786               | 7,000             | 6,168               | 7,000             | 4,094               | 7,000             | 7,000                        | 0              | 0.00%          | 7,000                        | 7,000                             | 7,000                      | 7,000                        |
| 88    | 3241031-534 POSTAGE                             | 2,500              | 2,492               | 3,000             | 1,430               | 3,000             | 234                 | 2,500             | 2,000                        | -500           | -20.00%        | 2,000                        | 2,000                             | 2,000                      | 2,500                        |
| 89    | 3241031-610 SUPPLIES                            | 2,750              | 4,440               | 2,750             | 2,158               | 2,750             | 2,735               | 2,250             | 2,000                        | -250           | -11.11%        | 2,000                        | 2,000                             | 2,000                      | 2,250                        |
| 90    | 3241031-810 DUES AND FEES                       | 2,000              | 1,164               | 2,000             | 1,116               | 2,000             | 1,315               | 1,500             | 1,500                        | 0              | 0.00%          | 1,500                        | 1,500                             | 1,500                      | 1,500                        |
|       | <b>TOTAL - SCHOOL ADMINISTRATION</b>            | <b>145,185</b>     | <b>168,737</b>      | <b>168,821</b>    | <b>142,001</b>      | <b>146,256</b>    | <b>140,050</b>      | <b>147,570</b>    | <b>149,371</b>               | <b>1,801</b>   | <b>1.22%</b>   | <b>149,371</b>               | <b>149,371</b>                    | <b>0</b>                   | <b>147,570</b>               |
| 92    | 3262026-102 SALARY - MANAGER                    | 0                  | 0                   | 0                 | 0                   | 0                 | 49,883              | 50,870            | 58,870                       | 7,979          | 15.68%         | 58,870                       | 58,870                            | 58,870                     | 58,000                       |
| 93    | 3262026-111 SALARIES - CUSTODIANS               | 114,330            | 115,202             | 114,788           | 113,528             | 115,991           | 66,893              | 74,206            | 77,896                       | 3,690          | 4.97%          | 77,896                       | 77,896                            | 74,688                     | 74,688                       |
| 94    | 3262026-128 SALARIES - SUBSTITUTES              | 500                | 130                 | 500               | 5,515               | 500               | 2,045               | 1,200             | 1,380                        | 150            | 12.20%         | 1,380                        | 1,380                             | 1,380                      | 1,200                        |
| 95    | 3262026-130 SALARIES - OVERTIME                 | 500                | 1,467               | 500               | 667                 | 1,500             | 1,469               | 1,500             | 1,500                        | 0              | 0.00%          | 1,500                        | 1,500                             | 1,500                      | 1,500                        |
| 96    | 3262026-340 CONSULTANTS                         | 4,000              | 16,804              | 4,000             | 22,437              | 7,500             | 6,823               | 15,000            | 5,000                        | -10,000        | -66.67%        | 5,000                        | 5,000                             | 5,000                      | 15,000                       |
| 97    | 3262026-425 PEST CONTROL                        | 557                | 0                   | 557               | 0                   | 500               | 180                 | 400               | 400                          | 0              | 0.00%          | 400                          | 400                               | 400                        | 400                          |
| 98    | 3262026-426 FIRE EXTINGUISHERS                  | 900                | 1,133               | 1,133             | 971                 | 1,133             | 713                 | 1,133             | 1,819                        | 684            | 60.26%         | 1,819                        | 1,819                             | 1,819                      | 1,133                        |
| 99    | 3262026-432 REPAIR/MAINTENANCE SERVICE          | 27,445             | 33,959              | 32,189            | 27,646              | 34,094            | 48,317              | 26,968            | 26,529                       | -439           | -1.63%         | 26,529                       | 26,529                            | 26,968                     | 26,968                       |
| 100   | 3262026-520 INSURANCE                           | 15,000             | 14,180              | 12,812            | 11,464              | 12,223            | 11,994              | 12,244            | 13,224                       | 960            | 8.00%          | 13,224                       | 13,224                            | 12,244                     | 12,244                       |
| 101   | 3262026-610 SUPPLIES                            | 11,000             | 21,025              | 12,000            | 9,319               | 12,000            | 13,866              | 13,000            | 13,000                       | 0              | 0.00%          | 13,000                       | 13,000                            | 13,000                     | 13,000                       |
| 102   | 3262026-622 ELECTRICITY                         | 51,500             | 43,571              | 47,283            | 43,882              | 46,803            | 43,933              | 37,470            | 38,558                       | 1,088          | 2.90%          | 38,558                       | 38,558                            | 37,470                     | 37,470                       |
| 103   | 3262026-624 HEATING FUELS                       | 48,450             | 23,591              | 41,850            | 29,291              | 34,970            | 32,559              | 45,500            | 45,500                       | 0              | 0.00%          | 45,500                       | 45,500                            | 45,500                     | 45,500                       |
| 104   | 3262026-720 RENOVATIONS                         | 1                  | 9,600               | 1                 | 15,134              | 76,198            | 68,774              | 76,198            | 76,198                       | 0              | 0.00%          | 76,198                       | 76,198                            | 76,198                     | 76,198                       |
| 105   | 3262026-733 FURNITURE                           | 0                  | 0                   | 0                 | 0                   | 0                 | 0                   | 6,000             | 4,500                        | -2,000         | -33.33%        | 4,500                        | 4,500                             | 4,500                      | 6,000                        |
| 106   | 3262026-739 EQUIPMENT                           | 6,300              | 7,004               | 3,906             | 6,297               | 5,688             | 6,700               | 5,922             | 4,204                        | -1,588         | -27.42%        | 4,204                        | 4,204                             | 4,204                      | 5,922                        |
| 107   | 3262026-896 TRAINING                            | 300                | 236                 | 300               | 300                 | 300               | 95                  | 300               | 300                          | 0              | 0.00%          | 300                          | 300                               | 300                        | 300                          |
|       | <b>TOTAL - BUILDINGS</b>                        | <b>280,813</b>     | <b>287,902</b>      | <b>271,921</b>    | <b>286,679</b>      | <b>349,430</b>    | <b>357,572</b>      | <b>367,834</b>    | <b>368,378</b>               | <b>544</b>     | <b>0.15%</b>   | <b>368,378</b>               | <b>368,378</b>                    | <b>0</b>                   | <b>375,425</b>               |

HAMPTON FALLS SCHOOL DISTRICT BUDGET - 2013-14  
AS AMENDED AT DELIBERATIVE SESSION - 2/7/13

| Acct. | DESC                                     | Budget* 2009-10 | EXPENDED 2009-10 | Budget 2010-11 | EXPENDED 2010-11 | Budget 2011-12 | EXPENDED 2011-12 | Budget 2012-13 | ADMIN PROPOSED 2013-14 | \$ change   | % change | BOARD PROPOSED 2013-14 | AS AMENDED AT DELIB SESSION | FINAL ACTION 2013-14 | DEFAULT BUDGET 2013-14 |
|-------|------------------------------------------|-----------------|------------------|----------------|------------------|----------------|------------------|----------------|------------------------|-------------|----------|------------------------|-----------------------------|----------------------|------------------------|
| 109   | 3263026-422 SNOW REMOVAL                 | 5,000           | 5,575            | 8,000          | 8,000            | 5,303          | 5,303            | 10,000         | 10,000                 | 0           | 0.00%    | 10,000                 | 10,000                      | 10,000               | 10,000                 |
| 110   | 3263026-424 LAWN MOWING/CARE             | 6,920           | 4,614            | 7,500          | 3,590            | 7,500          | 11,500           | 7,500          | 8,000                  | 500         | 6.67%    | 8,000                  | 8,000                       | 7,500                | 7,500                  |
| 111   | 3263026-433 GROUNDS REPAIR               | 5,450           | 4,408            | 7,700          | 4,576            | 8,375          | 5,182            | 11,782         | 9,875                  | -1,907      | -16.19%  | 9,875                  | 9,875                       | 11,782               | 11,782                 |
|       | TOTAL - GROUNDS                          | 17,270          | 14,597           | 23,200         | 24,071           | 24,875         | 22,084           | 29,282         | 27,875                 | -1,407      | -4.80%   | 27,875                 | 27,875                      | 0                    | 29,282                 |
| 113   | 3272109-515 TRANSPORTATION - CONTRACT    | 157,294         | 141,563          | 162,404        | 161,752          | 167,663        | 168,043          | 174,390        | 181,365                | 6,975       | 4.00%    | 181,365                | 181,365                     | 181,365              | 181,365                |
| 114   | 3272212-516 TRANSPORTATION - SPEC. NEEDS | 51,766          | 47,744           | 27,000         | 42,514           | 68,597         | 20,135           | 2,500          | 4,850                  | 2,350       | 94.00%   | 4,850                  | 4,850                       | 1,850                | 2,500                  |
| 115   | 3272460-517 TRANSPORTATION - ATHLETICS   | 3,800           | 3,359            | 3,800          | 3,384            | 4,750          | 4,607            | 5,250          | 5,250                  | 0           | 0.00%    | 5,250                  | 5,250                       | 5,250                | 5,250                  |
| 116   | 3272509-518 TRANSPORTATION - FIELD TRIPS | 500             | 450              | 500            | 763              | 2,500          | 2,342            | 2,900          | 2,500                  | 0           | 0.00%    | 2,500                  | 2,500                       | 2,500                | 2,500                  |
| 117   | 3272509-519 TRANSPORTATION - OTHER       | 1               | 0                | 1              | 1,580            | 10,000         | 10,000           | 10,000         | 5,000                  | -5,000      | -50.00%  | 5,000                  | 5,000                       | 10,000               | 10,000                 |
|       | TOTAL - TRANSPORTATION                   | 213,361         | 193,116          | 193,705        | 209,974          | 254,530        | 197,058          | 194,640        | 198,965                | 4,325       | 2.22%    | 198,965                | 198,965                     | 0                    | 201,615                |
| 119   | 3511000-910 PRINCIPAL PAYMENT            | 45,000          | 45,000           | 45,000         | 45,000           | 45,000         | 45,000           | 50,000         | 50,000                 | 0           | 0.00%    | 50,000                 | 50,000                      | 50,000               | 50,000                 |
| 120   | 3512000-630 INTEREST PAYMENT             | 49,513          | 49,512           | 47,263         | 47,263           | 43,897         | 43,897           | 41,522         | 39,022                 | -2,500      | -6.02%   | 39,022                 | 39,022                      | 39,022               | 39,022                 |
|       | TOTAL - DEBT SERVICE                     | 94,513          | 94,512           | 92,263         | 92,263           | 88,897         | 88,897           | 91,522         | 89,022                 | -2,500      | -2.73%   | 89,022                 | 89,022                      | 0                    | 89,022                 |
| 122   | 3290000-211 HEALTH INSURANCE             | 558,423         | 449,278          | 627,299        | 582,628          | 581,166        | 587,732          | 625,275        | 621,134                | -4,141      | -0.66%   | 621,134                | 621,134                     | 621,134              | 621,134                |
| 125   | 3290000-212 DENTAL INSURANCE             | 20,076          | 17,919           | 20,778         | 20,245           | 21,184         | 20,959           | 22,607         | 22,075                 | -532        | -2.35%   | 22,075                 | 22,075                      | 22,075               | 22,075                 |
| 126   | 3290000-213 LIFE INSURANCE               | 4,154           | 3,948            | 4,300          | 3,125            | 3,215          | 3,068            | 3,047          | 3,111                  | 64          | 2.10%    | 3,111                  | 3,111                       | 3,111                | 3,111                  |
| 127   | 3290000-214 L.T.D. INSURANCE             | 14,223          | 12,499           | 13,997         | 8,756            | 9,236          | 8,592            | 9,448          | 9,602                  | 154         | 1.63%    | 9,602                  | 9,602                       | 9,602                | 9,602                  |
| 128   | 3290000-220 FICA                         | 214,219         | 215,197          | 215,197        | 196,176          | 208,790        | 194,117          | 214,154        | 219,107                | 4,953       | 2.31%    | 219,107                | 219,107                     | 219,107              | 219,107                |
| 129   | 3290000-230 RETIREMENT                   | 189,308         | 199,408          | 201,629        | 201,109          | 234,616        | 262,284          | 279,575        | 354,984                | 75,409      | 28.91%   | 354,984                | 354,984                     | 354,984              | 354,984                |
| 130   | 3290000-250 UNEMPLOYMENT INSURANCE       | 2,802           | 2,622            | 3,314          | 3,322            | 3,314          | 3,222            | 3,473          | 3,507                  | 34          | 0.98%    | 3,507                  | 3,507                       | 3,507                | 3,507                  |
| 131   | 3290000-280 WORKERS COMPENSATION         | 9,796           | 7,779            | 8,508          | 7,768            | 8,910          | 8,771            | 9,623          | 10,393                 | 770         | 8.00%    | 10,393                 | 10,393                      | 10,393               | 10,393                 |
| n/a   | 3290000-285 SICK DAY BUYBACK             | 9,224           | 1,420            | 1              | 0                | 0              | 0                | 0              | 0                      | 0           | 0.00%    | 0                      | 0                           | 0                    | 0                      |
| n/a   | 3290000-285 403B CONTRIBUTION            | 2,000           | 2,000            | 0              | 0                | 0              | 0                | 0              | 0                      | 0           | 0.00%    | 0                      | 0                           | 0                    | 0                      |
| 132   | 3290000-810 DUES AND FEES                | 1,008           | 239              | 660            | 452              | 660            | 200              | 760            | 810                    | 50          | 6.58%    | 810                    | 810                         | 760                  | 760                    |
|       | TOTAL - EMPLOYEE BENEFITS                | 1,023,233       | 900,546          | 1,094,779      | 1,093,557        | 1,081,091      | 1,088,925        | 1,167,962      | 1,244,722              | 76,760      | 6.57%    | 1,244,722              | 1,244,722                   | 0                    | 1,241,476              |
| 134   | 3522100-930 TRANSFER TO FOOD SERVICE     | 15,000          | 0                | 15,000         | 25,565           | 16,000         | 16,100           | 18,000         | 18,000                 | 0           | 0.00%    | 18,000                 | 18,000                      | 18,000               | 18,000                 |
|       | TOTAL - INTERFUND TRANSFER               | 15,000          | 0                | 15,000         | 25,565           | 16,000         | 16,100           | 18,000         | 18,000                 | 0           | 0.00%    | 18,000                 | 18,000                      | 0                    | 18,000                 |
|       | TOTAL GENERAL FUND                       | 5,031,895       | 4,934,382        | 5,091,663      | 5,002,206        | 4,954,881      | 4,828,182        | 4,967,392      | 5,066,231              | 98,840      | 1.99%    | 5,078,035              | 5,078,035                   | 0                    | 5,069,212              |
| 136   | 3312030-102 SALARY - DIRECTORS/MGRS      | 37,163          | 37,163           | 37,163         | 39,063           | 38,900         | 34,000           | 34,680         | 35,200                 | 520         | 1.50%    | 35,200                 | 35,200                      | 34,680               | 34,680                 |
| 137   | 3312030-111 SALARIES - WORKERS           | 28,022          | 28,023           | 28,022         | 28,067           | 28,328         | 28,457           | 29,031         | 29,841                 | 810         | 2.78%    | 29,841                 | 29,841                      | 29,031               | 29,031                 |
| 138   | 3312030-128 SALARIES - SUBSTITUTES       | 1               | 49               | 1              | 1                | 1              | 263              | 278            | 555                    | 277         | 99.64%   | 555                    | 555                         | 278                  | 278                    |
| 139   | 3312030-432 REPAIR/MAINTENANCE SERVICE   | 1,350           | 328              | 1,350          | 2,318            | 1,750          | 2,198            | 2,500          | 2,500                  | 0           | 0.00%    | 2,500                  | 2,500                       | 2,500                | 2,500                  |
| 140   | 3312030-614 SUPPLIES - NON-FOOD          | 4,500           | 2,577            | 4,500          | 2,798            | 4,500          | 2,278            | 3,500          | 3,000                  | -500        | -14.29%  | 3,000                  | 3,000                       | 3,000                | 3,000                  |
| 141   | 3312030-630 SUPPLIES - MILK & FOOD       | 60,000          | 47,712           | 60,000         | 44,034           | 60,000         | 40,861           | 50,000         | 50,000                 | 0           | 0.00%    | 50,000                 | 50,000                      | 50,000               | 50,000                 |
| 142   | 3312030-631 SUPPLIES - USDA COMMODITIES  | 5,000           | 5,616            | 5,000          | 3,985            | 5,250          | 8,334            | 5,250          | 6,000                  | 750         | 14.29%   | 6,000                  | 6,000                       | 5,250                | 5,250                  |
| 143   | 3312030-739 OTHER EXPENSES               | 1               | 0                | 1              | 0                | 1              | 0                | 350            | 1,800                  | 1,250       | 357.14%  | 1,800                  | 1,800                       | 350                  | 350                    |
| 144   | 3312030-890 OTHER EXPENSES               | 0               | 0                | 300            | 0                | 380            | 741              | 425            | 700                    | 275         | 64.71%   | 700                    | 700                         | 425                  | 425                    |
|       | TOTAL - FOOD SERVICE                     | 136,037         | 121,468          | 136,337        | 120,265          | 139,110        | 117,131          | 126,014        | 129,396                | 3,382       | 2.68%    | 129,396                | 129,396                     | 0                    | 126,014                |
|       | TOTAL OPERATING BUDGET                   | 5,167,932       | 5,055,850        | 5,228,000      | 5,122,471        | 5,093,991      | 4,846,314        | 5,093,406      | 5,195,627              | 102,222     | 2.01%    | 5,207,431              | 5,207,431                   | 0                    | 5,195,226              |
|       |                                          |                 |                  |                |                  |                |                  |                |                        |             |          |                        | 0.00%                       | 114,025              |                        |
| Acct. | DESC                                     | Budget* 2009-10 | EXPENDED 2009-10 | Budget 2010-11 | EXPENDED 2010-11 | Budget 2011-12 | EXPENDED 2011-12 | Budget 2012-13 | ADMIN PROPOSED 2013-14 | \$ change   | % change | BOARD PROPOSED 2013-14 | AS AMENDED AT DELIB SESSION | FINAL ACTION 2013-14 | DEFAULT BUDGET 2013-14 |
|       | BOND ARTICLE - BLDG ADDITION/RENOVATION  | 0               | 0                | 0              | 0                | 0              | 0                | 0              | 6,723,337              | 6,723,337   | 0        | 6,823,337              | 6,823,337                   | 0                    | 0                      |
|       | WARRANT ART - SEA NEGOTIATIONS           | 0               | 0                | 0              | 0                | 0              | 0                | INC ABOVE      | 0                      | 0           | 0        | 0                      | 0                           | 0                    | 0                      |
|       | WARRANT ART - SESPA NEGOTIATIONS         | 0               | 0                | 0              | 0                | 0              | 0                | INC ABOVE      | 0                      | 0           | 0        | 0                      | 0                           | 0                    | 0                      |
|       | WARRANT ART - LIFE & SAFETY UPGRADES     | 0               | 0                | 94,000         | 68,445           | 133,000        | 62,363           | 250,000        | 0                      | 0           | 0        | 0                      | 0                           | 0                    | 0                      |
|       | WARRANT ART - EXPEND TRUST - SPED        | 0               | 0                | 0              | 0                | 0              | 0                | 25,000 (FB)    | 25,000 (FB)            | 25,000 (FB) | 0        | 25,000 (FB)            | 25,000 (FB)                 | 0                    | 0                      |
|       | PETITION ART - KENSINGTON ROAD PROPERTY  | 0               | 0                | 0              | 0                | 0              | 0                | 0              | 2,500                  | 2,500       | 0        | 2,500                  | 2,500                       | 0                    | 0                      |
|       | PETITION ART - KENSINGTON ROAD BARN      | 0               | 0                | 0              | 0                | 0              | 0                | 0              | 4,000                  | 4,000       | 0        | 4,000                  | 4,000                       | 0                    | 0                      |
|       | TOTAL WARRANT ARTICLES                   | 0               | 0                | 94,000         | 68,445           | 133,000        | 62,363           | 250,000        | 6,729,837              | 6,729,837   | 0        | 6,829,837              | 6,829,837                   | 0                    | 0                      |
|       | TOTAL BUDGET                             | 5,167,932       | 5,055,850        | 5,322,000      | 5,190,916        | 5,226,991      | 5,007,677        | 5,343,406      | 11,925,464             | 11,925,464  | 0        | 11,937,268             | 11,937,268                  | 0                    | 5,195,226              |



**HAMPTON FALLS SCHOOL DISTRICT  
ESTIMATED REVENUES FOR 2013-14**

|                                   | 2009-10<br>Actual<br>Revenues | 2010-11<br>Actual<br>Revenues | 2011-12<br>Actual<br>Revenues | 2012-13<br>Estimated<br>Revenues | 2013-14<br>Projected<br>Revenues |
|-----------------------------------|-------------------------------|-------------------------------|-------------------------------|----------------------------------|----------------------------------|
| <b>GENERAL FUND REVENUES</b>      |                               |                               |                               |                                  |                                  |
| Catastrophic Aid                  | \$249,013                     | \$214,229                     | \$144,691                     | \$0                              | \$0                              |
| Medicaid                          | 43,877                        | 43,662                        | 20,389                        | 25,000                           | \$0                              |
| Earnings on Investments           | <u>425</u>                    | <u>250</u>                    | <u>284</u>                    | <u>200</u>                       | <u>200</u>                       |
|                                   | \$293,315                     | \$258,141                     | \$165,364                     | \$25,200                         | \$200                            |
| <b>FOOD SERVICE REVENUES</b>      |                               |                               |                               |                                  |                                  |
| Federal Reimbursement             | \$16,480                      | \$17,660                      | \$15,791                      | \$15,000                         | \$15,000                         |
| USDA Commodities                  | 5,616                         | 3,985                         | 8,334                         | 5,000                            | 6,000                            |
| State Reimbursement               | 1,489                         | 1,423                         | 1,307                         | 1,400                            | 1,400                            |
| School Lunch Sales                | <u>80,905</u>                 | <u>74,305</u>                 | <u>75,638</u>                 | <u>75,000</u>                    | <u>75,000</u>                    |
|                                   | \$104,490                     | \$97,373                      | \$101,070                     | \$96,400                         | \$97,400                         |
| ADEQUATE EDUCATION GRANT          | \$38,218                      | \$36,880                      | \$100,486                     | \$100,076                        | \$111,476                        |
| ANTICIPATED SALE OF BONDS & NOTES |                               |                               |                               |                                  | \$6,600,000                      |
| TOTAL ESTIMATED REVENUES          | \$436,023                     | \$392,394                     | \$366,920                     | \$221,676                        | \$6,809,076                      |
| <hr/>                             |                               |                               |                               |                                  |                                  |
| TRANSFER TO EXPENDABLE TRUST      | \$0                           | \$0                           | \$25,000                      | \$25,000                         |                                  |
| FUND BALANCE                      | \$167,982                     | \$174,583                     | \$130,554                     |                                  |                                  |
| IMPACT FEES                       | 0                             | 0                             | 32,228                        |                                  |                                  |

1/23/2013

# DEFAULT BUDGET OF THE SCHOOL

OF: HAMPTON FALLS \_\_\_\_\_ NH

Fiscal Year From July 1, 2013 to June 30, 2014

RSA 40:13, IX (b) "Default budget" as used in this subdivision means the amount of the same appropriations as contained in the operating budget authorized for the previous year, reduced and increased, as the case may be, by debt service, contracts, and other obligations previously incurred or mandated by law, and reduced by one-time expenditures contained in the operating budget. For the purposes of this paragraph, one-time expenditures shall be appropriations not likely to recur in the succeeding budget, as determined by the governing body, unless the provisions of RSA 40:14-b are adopted, of the local political subdivision.





- |                                                                                                                                                                                                                                                                                                                                                                |
|----------------------------------------------------------------------------------------------------------------------------------------------------------------------------------------------------------------------------------------------------------------------------------------------------------------------------------------------------------------|
| <ol style="list-style-type: none"> <li>1. Use this form to list the default budget calculation in the appropriate columns.</li> <li>2. Post this form or any amended version with proposed operating budget (MS-26 or MS-27) and the warrant.</li> <li>3. Per RSA 40:13, XI, (a), the default budget shall be disclosed at the first budget hearing</li> </ol> |
|----------------------------------------------------------------------------------------------------------------------------------------------------------------------------------------------------------------------------------------------------------------------------------------------------------------------------------------------------------------|

### SCHOOL BOARD

or

Budget Committee if RSA 40:14-b is adopted

Under penalties of perjury, I declare that I have examined the information contained in this form and to the best of my belief it is true, correct and complete.

  
 \_\_\_\_\_  
 \_\_\_\_\_  
  
 \_\_\_\_\_  
  
 \_\_\_\_\_  
  
 \_\_\_\_\_

\_\_\_\_\_  
 \_\_\_\_\_  
 \_\_\_\_\_  
 \_\_\_\_\_

NH DEPARTMENT OF REVENUE ADMINISTRATION  
MUNICIPAL SERVICES DIVISION  
P O. BOX 487, CONCORD, NH 03302-0487  
(603)230-5090

**Default Budget - School District of HAMPTON FALLS FY 2013-14**

| 1                                              | 2                                                      | 3                                            | 4                         | 5                              | 6                 |
|------------------------------------------------|--------------------------------------------------------|----------------------------------------------|---------------------------|--------------------------------|-------------------|
| Acct.#                                         | PURPOSE OF APPROPRIATIONS<br>(RSA 32:3,V)              | Prior Year<br>Adopted<br>Operating<br>Budget | Reductions &<br>Increases | Minus 1-Time<br>Appropriations | DEFAULT<br>BUDGET |
| <b>INSTRUCTION</b>                             |                                                        |                                              |                           |                                |                   |
| 1100-1199                                      | Regular Programs                                       | 1,559,378                                    | 38,304                    |                                | 1,597,682         |
| 1200-1299                                      | Special Programs                                       | 897,053                                      | -843                      |                                | 896,210           |
| 1300-1399                                      | Vocational Programs                                    |                                              | 0                         |                                |                   |
| 1400-1499                                      | Other Programs                                         | 50,278                                       | 0                         |                                | 50,278            |
| 1500-1599                                      | Non-Public Programs                                    |                                              | 0                         |                                |                   |
| 1600-1699                                      | Adult/Continuing Ed. Programs                          |                                              | 0                         |                                |                   |
| 1700-1799                                      | Community/Jr.College Ed. Programs                      |                                              | 0                         |                                |                   |
| 1800-1899                                      | Community Service Programs                             |                                              | 0                         |                                |                   |
| <b>SUPPORT SERVICES (2000-2999)</b>            |                                                        |                                              |                           |                                |                   |
| 2000-2199                                      | Student Support Services                               | 95,522                                       | 2,718                     |                                | 98,240            |
| 2200-2299                                      | Instructional Staff Services                           | 185,797                                      | 3,203                     |                                | 189,000           |
| <b>GENERAL ADMINISTRATION</b>                  |                                                        |                                              |                           |                                |                   |
| 2310 840                                       | School Board Contingency                               |                                              | 0                         |                                |                   |
| 2310-2319                                      | Other School Board                                     | 38,039                                       | 0                         |                                | 38,039            |
| <b>EXECUTIVE ADMINISTRATION</b>                |                                                        |                                              |                           |                                |                   |
| 2320-310                                       | SAU Management Services                                | 101,965                                      | -3,592                    |                                | 98,373            |
| 2320-2399                                      | All Other Administration                               |                                              | 0                         |                                |                   |
| 2400-2499                                      | School Administration Service                          | 147,570                                      | 0                         |                                | 147,570           |
| 2500-2599                                      | Business                                               |                                              | 0                         |                                |                   |
| 2600-2699                                      | Operation & Maintenance of Plant                       | 397,116                                      | 7,591                     |                                | 404,707           |
| 2700-2799                                      | Student Transportation                                 | 194,640                                      | 6,975                     |                                | 201,615           |
| 2800-2999                                      | Support Service Central & Other                        | 1,167,962                                    | 73,514                    |                                | 1,241,476         |
| <b>NON-INSTRUCTIONAL SERVICES</b>              |                                                        |                                              |                           |                                |                   |
| 3100                                           | Food Service Operations                                | 126,014                                      | 0                         |                                | 126,014           |
| 3200                                           | Enterprise Operations                                  |                                              | 0                         |                                |                   |
| <b>FACILITIES ACQUISITION AND CONSTRUCTION</b> |                                                        |                                              |                           |                                |                   |
| 4100                                           | Site Acquisition                                       |                                              | 0                         |                                |                   |
| 4200                                           | Site Improvement                                       |                                              | 0                         |                                |                   |
| 4300                                           | Architectural/Engineering                              |                                              | 0                         |                                |                   |
| 4400                                           | Educational Specification Develop.                     |                                              | 0                         |                                |                   |
| 4500                                           | Building Acquisition/Construction                      |                                              | 0                         |                                |                   |
| 4600                                           | Building Improvement Services                          |                                              | 0                         |                                |                   |
| 4900                                           | Other Facilities Acquisition and Construction Services |                                              | 0                         |                                |                   |

MS-DS  
Rev. 10/10

**Default Budget - School District of HAMPTON FALLS FY 2013-14**

| 1                                | 2                                         | 3                                            | 4                         | 5                              | 6                 |
|----------------------------------|-------------------------------------------|----------------------------------------------|---------------------------|--------------------------------|-------------------|
| Acct.#                           | PURPOSE OF APPROPRIATIONS<br>(RSA 32:3,V) | Prior Year<br>Adopted<br>Operating<br>Budget | Reductions &<br>Increases | Minus 1-Time<br>Appropriations | DEFAULT<br>BUDGET |
| <b>OTHER OUTLAYS (5000-5999)</b> |                                           |                                              |                           |                                |                   |
| 5110                             | Debt Service - Principal                  | 50,000                                       | 0                         |                                | 50,000            |
| 5120                             | Debt Service - Interest                   | 41,522                                       | -2,500                    |                                | 39,022            |
| <b>FUND TRANSFERS</b>            |                                           |                                              |                           |                                |                   |
| 5220-5221                        | To Food Service                           | 18,000                                       | 0                         |                                | 18,000            |
| 5222-5229                        | To Other Special Revenue                  |                                              | 0                         |                                |                   |
| 5230-5239                        | To Capital Projects                       |                                              | 0                         |                                |                   |
| 5254                             | To Agency Funds                           |                                              | 0                         |                                |                   |
| 5300-5399                        | Intergovernmental Agency Alloc.           |                                              | 0                         |                                |                   |
|                                  | <b>SUPPLEMENTAL</b>                       |                                              | 0                         |                                |                   |
|                                  | <b>DEFICIT</b>                            |                                              | 0                         |                                |                   |
|                                  | <b>TOTAL</b>                              | <b>5,070,856</b>                             | <b>125,370</b>            | <b>0</b>                       | <b>5,196,226</b>  |

Please use the box below to explain increases or reductions in columns 4 & 5.

| Acct #                                    | Explanation for Increases                                | Acct #      | Explanation for Reductions           |
|-------------------------------------------|----------------------------------------------------------|-------------|--------------------------------------|
| 3110009-103                               | <b>Salaries - Collective Bargain Agree - Contractual</b> |             |                                      |
| 3120012-103<br>3120012-104<br>3120012-105 | <b>Salaries - Collective Bargain Agree - Contractual</b> |             |                                      |
|                                           |                                                          | 3120012-560 | <b>Reduction in Tuition</b>          |
| 3212029-103<br>3213044-104                | <b>Salaries - Collective Bargain Agree - Contractual</b> |             |                                      |
| 3222042-103<br>3222522-105                | <b>Salaries - Collective Bargain Agree - Contractual</b> |             |                                      |
|                                           |                                                          | 3222522-103 | <b>Staffing Change</b>               |
|                                           |                                                          | 3222522-442 | <b>Expiration of Equipment Lease</b> |
|                                           |                                                          | 3232000-311 | <b>Reduction in SAU Assessment</b>   |
| 3262026-102                               | <b>Salary- Contractual</b>                               |             |                                      |
| 3272109-515                               | <b>Transportation - Contract - Contractual</b>           |             |                                      |
| 3290000-220                               | <b>FICA - Contractual</b>                                |             |                                      |
| 3290000-230                               | <b>Retirement - Contractual</b>                          |             |                                      |

MS-DS  
Rev. 10/10



# **PLODZIK & SANDERSON**

*Professional Association/Accountants & Auditors*

193 North Main Street • Concord • New Hampshire • 03301-5063 • 603-225-6996 • FAX 603-224-1380

## **INDEPENDENT AUDIT TOWN OF HAMPTON FALLS**

**2012**

**EXHIBIT C-1**  
**TOWN OF HAMPTON FALLS, NEW HAMPSHIRE**  
**Governmental Funds**  
**Balance Sheet**  
**December 31, 2012**

|                                                  | General             | Other<br>Governmental<br>Funds | Total<br>Governmental<br>Funds |
|--------------------------------------------------|---------------------|--------------------------------|--------------------------------|
| <b>ASSETS</b>                                    |                     |                                |                                |
| Cash and cash equivalents                        | \$ 2,490,471        | \$ -                           | \$ 2,490,471                   |
| Investments                                      | 3,873               | 723,332                        | 727,205                        |
| Receivables, net of allowance for uncollectible: |                     |                                |                                |
| Taxes                                            | 759,563             | -                              | 759,563                        |
| Accounts                                         | 939                 | 17,466                         | 18,405                         |
| Intergovernmental                                | 5,500               | -                              | 5,500                          |
| Interfund receivable                             | 6,217               | 2,625                          | 8,842                          |
| Restricted - Cash and cash equivalents           | 173,280             | -                              | 173,280                        |
| Restricted - Investments                         | 385,226             | -                              | 385,226                        |
| <b>Total assets</b>                              | <b>\$ 3,825,069</b> | <b>\$ 743,423</b>              | <b>\$ 4,568,492</b>            |
| <b>LIABILITIES AND FUND BALANCES</b>             |                     |                                |                                |
| <b>Liabilities:</b>                              |                     |                                |                                |
| Accounts payable                                 | \$ 36,708           | \$ -                           | \$ 36,708                      |
| Accrued salaries and benefits                    | 3,180               | -                              | 3,180                          |
| Intergovernmental payable                        | 2,742,685           | -                              | 2,742,685                      |
| Interfund payable                                | 3,534               | 5,308                          | 8,842                          |
| Deferred revenue                                 | 22,042              | -                              | 22,042                         |
| <b>Total liabilities</b>                         | <b>2,808,149</b>    | <b>5,308</b>                   | <b>2,813,457</b>               |
| <b>Fund balances:</b>                            |                     |                                |                                |
| Nonspendable:                                    | -                   | 99,093                         | 99,093                         |
| Restricted:                                      | 173,779             | 30,102                         | 203,881                        |
| Committed:                                       | 385,226             | 365,064                        | 750,290                        |
| Assigned:                                        | 22,110              | 243,856                        | 265,966                        |
| Unassigned                                       | 434,505             | -                              | 434,505                        |
| <b>Total fund balances</b>                       | <b>1,015,620</b>    | <b>738,115</b>                 | <b>1,753,735</b>               |
| <b>Total liabilities and fund balances</b>       | <b>\$ 3,823,769</b> | <b>\$ 743,423</b>              | <b>\$ 4,567,192</b>            |

**EXHIBIT C-3**  
**TOWN OF HAMPTON FALLS, NEW HAMPSHIRE**  
*Governmental Funds*  
**Statement of Revenues, Expenditures, and Changes in Fund Balances**  
**For the Fiscal Year Ended December 31, 2012**

|                                                              | General             | Other<br>Governmental<br>Funds | Total<br>Governmental<br>Funds |
|--------------------------------------------------------------|---------------------|--------------------------------|--------------------------------|
| <b>Revenues:</b>                                             |                     |                                |                                |
| Taxes                                                        | \$ 1,851,103        | \$ -                           | \$ 1,851,103                   |
| Licenses and permits                                         | 518,490             | -                              | 518,490                        |
| Intergovernmental                                            | 180,562             | -                              | 180,562                        |
| Charges for services                                         | 4,610               | 114,353                        | 118,963                        |
| Miscellaneous                                                | 93,771              | 24,333                         | 118,104                        |
| Total revenues                                               | <u>2,648,536</u>    | <u>138,686</u>                 | <u>2,787,222</u>               |
| <b>Expenditures:</b>                                         |                     |                                |                                |
| <b>Current:</b>                                              |                     |                                |                                |
| General government                                           | 746,824             | 3,749                          | 750,573                        |
| Public safety                                                | 687,776             | 44,650                         | 732,426                        |
| Highways and streets                                         | 196,510             | -                              | 196,510                        |
| Sanitation                                                   | 191,278             | -                              | 191,278                        |
| Health                                                       | 34,039              | -                              | 34,039                         |
| Welfare                                                      | 3,512               | -                              | 3,512                          |
| Culture and recreation                                       | 192,222             | 7,715                          | 199,937                        |
| Conservation                                                 | 2,797               | 4,818                          | 7,615                          |
| <b>Debt service:</b>                                         |                     |                                |                                |
| Principal                                                    | 185,000             | -                              | 185,000                        |
| Interest                                                     | 88,418              | -                              | 88,418                         |
| Capital outlay                                               | 34,480              | -                              | 34,480                         |
| Total expenditures                                           | <u>2,362,856</u>    | <u>60,932</u>                  | <u>2,423,788</u>               |
| Excess (deficiency) of revenues<br>over (under) expenditures | <u>285,680</u>      | <u>77,754</u>                  | <u>363,434</u>                 |
| <b>Other financing sources (uses):</b>                       |                     |                                |                                |
| Transfers in                                                 | 302,100             | 1,719                          | 303,819                        |
| Transfers out                                                | (303,819)           | -                              | (303,819)                      |
| Total other financing sources and uses                       | <u>(1,719)</u>      | <u>1,719</u>                   | <u>-</u>                       |
| Net change in fund balances                                  | 283,961             | 79,473                         | 363,434                        |
| Fund balances, beginning                                     | 732,959             | 658,642                        | 1,391,601                      |
| Fund balances, ending                                        | <u>\$ 1,016,920</u> | <u>\$ 738,115</u>              | <u>\$ 1,755,035</u>            |



*SCHEDULE 1  
TOWN OF HAMPTON FALLS, NEW HAMPSHIRE  
Major General Fund  
Schedule of Estimated and Actual Revenues (Non-GAAP Budgetary Basis)  
For the Fiscal Year Ended December 31, 2012*

|                                                 | Estimated           | Actual              | Variance<br>Positive<br>(Negative) |
|-------------------------------------------------|---------------------|---------------------|------------------------------------|
| <b>Taxes:</b>                                   |                     |                     |                                    |
| Property                                        | \$ 1,733,529        | \$ 1,770,419        | \$ 36,890                          |
| Land use change                                 | 100                 | -                   | (100)                              |
| Timber                                          | 1,000               | 552                 | (448)                              |
| Interest and penalties on taxes                 | 70,000              | 80,132              | 10,132                             |
| <b>Total from taxes</b>                         | <u>1,804,629</u>    | <u>1,851,103</u>    | <u>46,474</u>                      |
| <b>Licenses, permits, and fees:</b>             |                     |                     |                                    |
| Business licenses, permits, and fees            | 3,000               | 4,155               | 1,155                              |
| Motor vehicle permit fees                       | 440,000             | 481,567             | 41,567                             |
| Building permits                                | 14,000              | 20,706              | 6,706                              |
| Other                                           | 9,000               | 12,062              | 3,062                              |
| <b>Total from licenses, permits, and fees</b>   | <u>466,000</u>      | <u>518,490</u>      | <u>52,490</u>                      |
| <b>Intergovernmental:</b>                       |                     |                     |                                    |
| State:                                          |                     |                     |                                    |
| Meals and rooms distribution                    | 99,718              | 99,703              | (15)                               |
| Highway block grant                             | 57,753              | 57,753              | -                                  |
| Other                                           | 8,800               | 13,034              | 4,234                              |
| Federal:                                        |                     |                     |                                    |
| FEMA                                            | 10,000              | 10,072              | 72                                 |
| <b>Total from intergovernmental</b>             | <u>176,271</u>      | <u>180,562</u>      | <u>4,291</u>                       |
| <b>Charges for services:</b>                    |                     |                     |                                    |
| Income from departments                         | 3,500               | 4,610               | 1,110                              |
| <b>Miscellaneous:</b>                           |                     |                     |                                    |
| Interest on investments                         | 6,500               | 9,308               | 2,808                              |
| Rent of property                                | -                   | 684                 | 684                                |
| Other                                           | 20,800              | 8,700               | (12,100)                           |
| <b>Total from miscellaneous</b>                 | <u>27,300</u>       | <u>18,692</u>       | <u>(8,608)</u>                     |
| <b>Total revenues</b>                           | <u>2,477,700</u>    | <u>\$ 2,573,457</u> | <u>\$ 95,757</u>                   |
| Unassigned fund balance used to reduce tax rate | 100,000             |                     |                                    |
| <b>Total revenues and use of fund balance</b>   | <u>\$ 2,577,700</u> |                     |                                    |

**SCHEDULE 2**  
**TOWN OF HAMPTON FALLS, NEW HAMPSHIRE**  
**Major General Fund**  
*Schedule of Appropriations, Expenditures, and Encumbrances (Non-GAAP Budgetary Basis)*  
**For the Fiscal Year Ended December 31, 2012**

|                                    | Encumbered<br>from Prior<br>Year | Appropriations | Expenditures | Encumbered<br>to Subsequent<br>Year | Variance<br>Positive<br>(Negative) |
|------------------------------------|----------------------------------|----------------|--------------|-------------------------------------|------------------------------------|
| <b>Current:</b>                    |                                  |                |              |                                     |                                    |
| <b>General government:</b>         |                                  |                |              |                                     |                                    |
| Executive                          | \$ -                             | \$ 119,600     | \$ 133,401   | \$ -                                | \$ (13,801)                        |
| Election and registration          | -                                | 72,500         | 61,812       | -                                   | 10,688                             |
| Financial administration           | -                                | 101,600        | 104,783      | -                                   | (3,183)                            |
| Legal                              | -                                | 12,500         | 8,750        | -                                   | 3,750                              |
| Personnel administration           | -                                | 314,500        | 298,884      | -                                   | 15,616                             |
| Planning and zoning                | -                                | 37,600         | 34,406       | -                                   | 3,194                              |
| General government buildings       | -                                | 49,400         | 51,795       | -                                   | (2,395)                            |
| Cemeteries                         | -                                | 8,200          | 3,815        | -                                   | 4,385                              |
| Insurance, not otherwise allocated | -                                | 14,900         | 13,829       | -                                   | 1,071                              |
| Other                              | -                                | 2,500          | -            | -                                   | 2,500                              |
| Total general government           | -                                | 733,300        | 711,475      | -                                   | 21,825                             |
| <b>Public safety:</b>              |                                  |                |              |                                     |                                    |
| Police                             | -                                | 403,300        | 382,536      | -                                   | 20,764                             |
| Ambulance                          | -                                | 52,500         | 54,304       | -                                   | (1,804)                            |
| Fire                               | -                                | 179,000        | 193,273      | -                                   | (14,273)                           |
| Building inspection                | -                                | 53,500         | 47,418       | -                                   | 6,082                              |
| Emergency management               | -                                | 15,200         | 10,245       | -                                   | 4,955                              |
| Total public safety                | -                                | 703,500        | 687,776      | -                                   | 15,724                             |
| <b>Highways and streets:</b>       |                                  |                |              |                                     |                                    |
| Highways and streets               | -                                | 230,600        | 193,118      | -                                   | 37,482                             |
| Street lighting                    | -                                | 3,500          | 3,392        | -                                   | 108                                |
| Total highways and streets         | -                                | 234,100        | 196,510      | -                                   | 37,590                             |
| <b>Sanitation:</b>                 |                                  |                |              |                                     |                                    |
| Solid waste collection             | -                                | 132,000        | 132,942      | -                                   | (942)                              |
| Solid waste disposal               | -                                | 68,000         | 58,336       | -                                   | 9,664                              |
| Total sanitation                   | -                                | 200,000        | 191,278      | -                                   | #####                              |
| <b>Health:</b>                     |                                  |                |              |                                     |                                    |
| Administration                     | -                                | 10,400         | 9,436        | -                                   | 964                                |
| Pest control                       | -                                | 2,600          | 2,323        | -                                   | 277                                |
| Health agencies                    | -                                | 22,600         | 22,280       | -                                   | 320                                |
| Total health                       | -                                | 35,600         | 34,039       | -                                   | 1,561                              |
| <b>Welfare:</b>                    |                                  |                |              |                                     |                                    |
| Direct assistance                  | -                                | 11,000         | 3,512        | -                                   | 7,488                              |
| <b>Culture and recreation:</b>     |                                  |                |              |                                     |                                    |
| Parks and recreation               | -                                | 20,000         | 18,933       | -                                   | 1,067                              |
| Patriotic purposes                 | -                                | 500            | 512          | -                                   | (12)                               |
| Total culture and recreation       | -                                | 20,500         | 19,445       | -                                   | 1,055                              |
| Conservation                       | -                                | 4,500          | 2,797        | -                                   | 1,703                              |

*(Continued)*

*SCHEDULE 2 (Continued)*  
**TOWN OF HAMPTON FALLS, NEW HAMPSHIRE**  
*Major General Fund*  
*Schedule of Appropriations, Expenditures, and Encumbrances (Non-GAAP Budgetary Basis)*  
*For the Fiscal Year Ended December 31, 2012*

|                                                                                       | Encumbered<br>from Prior<br>Year | Appropriations      | Expenditures        | Encumbered<br>to Subsequent<br>Year | Variance<br>Positive<br>(Negative) |
|---------------------------------------------------------------------------------------|----------------------------------|---------------------|---------------------|-------------------------------------|------------------------------------|
| <b>Debt service:</b>                                                                  |                                  |                     |                     |                                     |                                    |
| Principal of long-term debt                                                           | -                                | 185,000             | 185,000             | -                                   | -                                  |
| Interest on long-term debt                                                            | -                                | 89,600              | 88,418              | -                                   | 1,182                              |
| Interest on tax anticipation notes                                                    | -                                | 1,000               | -                   | -                                   | 1,000                              |
| Total debt service                                                                    | -                                | 275,600             | 273,418             | -                                   | 2,182                              |
| <b>Capital outlay:</b>                                                                |                                  |                     |                     |                                     |                                    |
| Police cruiser computers/software                                                     | 43                               | -                   | -                   | -                                   | 43                                 |
| Town office improvements                                                              | 772                              | -                   | 772                 | -                                   | -                                  |
| Town Hall slates                                                                      | 2,146                            | -                   | -                   | 2,146                               | -                                  |
| Town website                                                                          | 370                              | -                   | -                   | 370                                 | -                                  |
| Cemetery fence                                                                        | 1,736                            | -                   | -                   | 1,736                               | -                                  |
| Road reclamation                                                                      | 357                              | -                   | -                   | 357                                 | -                                  |
| Grave restoration                                                                     | 4,400                            | -                   | 414                 | 3,986                               | -                                  |
| Police cruiser                                                                        | 1,986                            | -                   | 672                 | 1,314                               | -                                  |
| New police cruiser                                                                    | 1,829                            | -                   | 672                 | 1,157                               | -                                  |
| Ambulance                                                                             | 239                              | -                   | -                   | 239                                 | -                                  |
| Pagers                                                                                | 4,355                            | -                   | 4,355               | -                                   | -                                  |
| Mosquito control                                                                      | 900                              | 27,000              | 27,000              | 900                                 | -                                  |
| Termites and pests - old library                                                      | 2,000                            | -                   | -                   | -                                   | 2,000                              |
| Upgrade office                                                                        | -                                | 1,500               | 450                 | 1,050                               | -                                  |
| Replace pagers                                                                        | -                                | 9,000               | 145                 | 8,855                               | -                                  |
| Total capital outlay                                                                  | 21,133                           | 37,500              | 34,480              | 22,110                              | 2,043                              |
| <b>Other financing uses:</b>                                                          |                                  |                     |                     |                                     |                                    |
| Transfers out:                                                                        | -                                | 322,100             | 303,819             | -                                   | 18,281                             |
| <b>Total appropriations, expenditures,<br/>other financing uses, and encumbrances</b> | <b>\$ 21,133</b>                 | <b>\$ 2,577,700</b> | <b>\$ 2,458,549</b> | <b>\$ 22,110</b>                    | <b>\$ 118,174</b>                  |

**SCHEDULE 3**  
**TOWN OF HAMPTON FALLS, NEW HAMPSHIRE**  
**Major General Fund**  
*Schedule of Changes in Unassigned Fund Balance (Non-GAAP Budgetary Basis)*  
*For the Fiscal Year Ended December 31, 2012*

|                                                      |    |           |
|------------------------------------------------------|----|-----------|
| Unassigned fund balance, beginning                   | \$ | 320,574   |
| Changes:                                             |    |           |
| Unassigned fund balance used to reduce 2012 tax rate |    | (100,000) |
| 2012 Budget summary:                                 |    |           |
| Revenue surplus (Schedule 1)                         | \$ | 95,757    |
| Unexpended balance of appropriations (Schedule 2)    |    | 118,174   |
| 2012 Budget surplus                                  |    | 213,931   |
| Unassigned fund balance, ending, budgetary basis     | \$ | 434,505   |

**SCHEDULE 4**  
**TOWN OF HAMPTON FALLS, NEW HAMPSHIRE**  
*Nonmajor Governmental Funds*  
**Combining Balance Sheet**  
**December 31, 2012**

|                                                  | Special Revenue Funds      |                               |            |                |                  |              |                   | Total      |
|--------------------------------------------------|----------------------------|-------------------------------|------------|----------------|------------------|--------------|-------------------|------------|
|                                                  | Conservation<br>Commission | Fire<br>Department<br>Vehicle | Recreation | Fire<br>Detail | Police<br>Detail | All<br>Other | Permanent<br>Fund |            |
| <b>ASSETS</b>                                    |                            |                               |            |                |                  |              |                   |            |
| Investments                                      | \$ 330,714                 | \$ 173,338                    | \$ 32,615  | \$ 5,457       | \$ 40,730        | \$ 11,283    | \$ 129,195        | \$ 723,332 |
| Receivables, net of allowance for uncollectable: |                            |                               |            |                |                  |              |                   |            |
| Accounts                                         | -                          | 15,545                        | -          | -              | 1,921            | -            | -                 | 17,466     |
| Interfund receivable                             | 1,735                      | 890                           | -          | -              | -                | -            | -                 | 2,625      |
| Total assets                                     | \$ 332,449                 | \$ 189,773                    | \$ 32,615  | \$ 5,457       | \$ 42,651        | \$ 11,283    | \$ 129,195        | \$ 743,423 |
| <b>LIABILITIES AND FUND BALANCES</b>             |                            |                               |            |                |                  |              |                   |            |
| Liabilities:                                     |                            |                               |            |                |                  |              |                   |            |
| Interfund payable                                | \$ -                       | \$ -                          | \$ -       | \$ 3,707       | \$ 1,601         | \$ -         | \$ -              | \$ 5,308   |
| Fund balances:                                   |                            |                               |            |                |                  |              |                   |            |
| Nonspendable                                     | -                          | -                             | -          | -              | -                | -            | 99,093            | 99,093     |
| Restricted                                       | -                          | -                             | -          | -              | -                | -            | 30,102            | 30,102     |
| Committed                                        | 332,449                    | -                             | 32,615     | -              | -                | -            | -                 | 365,064    |
| Assigned:                                        |                            |                               |            |                |                  |              |                   |            |
| Unassigned                                       | -                          | 189,773                       | -          | 1,750          | 41,050           | 11,283       | -                 | 243,856    |
| Total fund balances                              | 332,449                    | 189,773                       | 32,615     | 1,750          | 41,050           | 11,283       | 129,195           | 738,115    |
| Total liabilities and fund balances              | \$ 332,449                 | \$ 189,773                    | \$ 32,615  | \$ 5,457       | \$ 42,651        | \$ 11,283    | \$ 129,195        | \$ 743,423 |

**SCHEDULE 5**  
**TOWN OF HAMPTON FALLS, NEW HAMPSHIRE**  
*Nonmajor Governmental Funds*  
**Combining Schedule of Revenues, Expenditures, and Changes in Fund Balances**  
**For the Fiscal Year Ended December 31, 2012**

|                                                              | Special Revenue Funds      |                               |            |                |                  |              |                   |  |  |            | Total |
|--------------------------------------------------------------|----------------------------|-------------------------------|------------|----------------|------------------|--------------|-------------------|--|--|------------|-------|
|                                                              | Conservation<br>Commission | Fire<br>Department<br>Vehicle | Recreation | Fire<br>Detail | Police<br>Detail | All<br>Other | Permanent<br>Fund |  |  |            |       |
| <b>Revenues:</b>                                             |                            |                               |            |                |                  |              |                   |  |  |            |       |
| Charges for services                                         | \$ -                       | \$ 42,276                     | \$ 6,143   | \$ 3,747       | \$ 62,187        | \$ -         | \$ -              |  |  | \$ 114,353 |       |
| Miscellaneous                                                | 2,826                      | 703                           | 4,910      | 3              | 45               | 3,659        | 12,187            |  |  | 24,333     |       |
| Total revenues                                               | 2,826                      | 42,979                        | 11,053     | 3,750          | 62,232           | 3,659        | 12,187            |  |  | 138,686    |       |
| <b>Expenditures:</b>                                         |                            |                               |            |                |                  |              |                   |  |  |            |       |
| <b>Current:</b>                                              |                            |                               |            |                |                  |              |                   |  |  |            |       |
| General government                                           | -                          | -                             | -          | -              | -                | -            | 3,749             |  |  | 3,749      |       |
| Public safety                                                | -                          | 200                           | -          | 3,707          | 40,743           | -            | -                 |  |  | 44,650     |       |
| Culture and recreation                                       | -                          | -                             | 6,548      | -              | -                | 1,167        | -                 |  |  | 7,715      |       |
| Conservation                                                 | 4,818                      | -                             | -          | -              | -                | -            | -                 |  |  | 4,818      |       |
| Total expenditures                                           | 4,818                      | 200                           | 6,548      | 3,707          | 40,743           | 1,167        | 3,749             |  |  | 60,932     |       |
| Excess (deficiency) of revenues<br>over (under) expenditures | (1,992)                    | 42,779                        | 4,505      | 43             | 21,489           | 2,492        | 8,438             |  |  | 77,754     |       |
| <b>Other financing sources (uses):</b>                       |                            |                               |            |                |                  |              |                   |  |  |            |       |
| Transfers in                                                 | 1,719                      | -                             | -          | -              | -                | -            | -                 |  |  | 1,719      |       |
| Net change in fund balances                                  | (273)                      | 42,779                        | 4,505      | 43             | 21,489           | 2,492        | 8,438             |  |  | 79,473     |       |
| Fund balances, beginning                                     | 332,722                    | 146,994                       | 28,110     | 1,707          | 19561            | 8,791        | 120,757           |  |  | 658,642    |       |
| Fund balances, ending                                        | \$ 332,449                 | \$ 189,773                    | \$ 32,615  | \$ 1,750       | \$ 41,050        | \$ 11,283    | \$ 129,195        |  |  | \$ 738,115 |       |

# TOWN OWNED LAND & EASEMENTS

| Map | Lot | Date Acquired | Method Acquired | Deed      | Last Owner                     | Location      | Type     | Use   | Other Information                | Acres | Value   |
|-----|-----|---------------|-----------------|-----------|--------------------------------|---------------|----------|-------|----------------------------------|-------|---------|
|     |     | 10/27/1938    | Tax Deed        | 946-261   | Dow, Mrs. Herbert L.           | unknown       | marsh    | Cons  |                                  | 1.50  |         |
|     |     | 3/14/1949     | Tax Deed        | 1125-227  | Brewer, Elmer                  | unknown       | marsh    | Cons  | adjoining marsh of Richard Nason | 7.00  |         |
|     |     | 6/17/1964     | Tax Deed        | 1721-415  | Dalton, Harrison               | unknown       | marsh    | Cons  |                                  | 6.00  |         |
|     |     | 6/17/1964     | Tax Deed        | 1721-416  | P. F. Beckman                  | unknown       | marsh    | Cons  |                                  | 1.00  |         |
|     |     | 6/17/1964     | Tax Deed        | 1721-417  | Pearson, James                 | unknown       | marsh    | Cons  |                                  | 10.00 |         |
|     |     | 12/30/1969    | Tax Deed        | 2009-248  | Philbrook, James/George        | unknown       | marsh    | Cons  |                                  | 2.00  |         |
|     |     | 8/30/1979     | Tax Deed        | 2347-1972 | Beckman, Thorne                | unknown       | marsh    | Cons  | Jonathan French marsh            | 6.00  | 2,300   |
| M   | 1   | 12/1/1990     | Gift            | 2861-1628 | Ellison, Robert                | unknown       | marsh    | Cons  |                                  | 10.00 | 3,800   |
| M   | 4   | 5/1/1997      | Tax Deed        | 3214-1674 | Dow, Alvah H. III              | unknown       | marsh    | Cons  |                                  | 5.00  | 1,900   |
| M   | 5   | 6/3/1997      | Gift            | 3225-1918 | Powell, Beverly S.             | unknown       | marsh    | Cons  | no deed                          | 7.00  | 2,600   |
| M   | 7   | 12/17/1990    |                 | 2861-1629 | McIntyre, Donald               | unknown       | marsh    | Cons  |                                  | 2.00  | 800     |
| M   | 13  |               |                 |           | Smith, Adin(heirs)             | unknown       | marsh    | Cons  | no deed                          | 2.00  | 800     |
| 1   | 53  | 12-14-09      | 1,468,148       | 5079-0539 | Harbor St. Limited Partnership | Kesnington Rd | Farmland | Cons  |                                  | 40.26 | 355,700 |
| 2   | 61  | 11/18/2004    | \$225,700       | 4386/2843 | Janvrit, James                 | Parsonage Rd  | Forest   | Cons  |                                  | 14.17 | 217,700 |
| 2   | 60  | 4/25/1881     | \$70            |           | Batchelder, John               | Drinkwater Rd |          | dump  | for gravel pit-no other purpose  |       |         |
| 2   | 60  | 5/6/1916      | \$100           |           | Batchelder, Warren H.          | Drinkwater Rd |          | dump  |                                  |       |         |
| 2   | 60  | 7/6/1931      | \$100           |           | Robie Family(minors)           | Drinkwater Rd |          | dump  | land on Middle Road              | 3.60  | 155,300 |
| 2   | 60  | 5/8/1935      | \$1             |           | Page, James & Florence         | Drinkwater Rd |          | dump  |                                  |       |         |
| 2   | 72  | 1/17/1989     | \$60,000        | 2778.1721 | Bickford, Ananias              | Drinkwater Rd |          | Gov't |                                  | 1.00  | 179,000 |
| 2   | 73  | 7/7/1987      | \$185,000       | 2690-2977 | Creighton, Mary                | Drinkwater Rd |          | Gov't |                                  | 1.00  | 194,500 |
| 2   | 74  | 6/22/1977     | Purchase        |           | Bickford, Arthur & Plumy       | Drinkwater Rd |          | Gov't | site of public safety building   | 1.00  | 194,500 |
| 2   | 75  | 3/28/1877     | \$100           |           | Creighton, James               | Drinkwater Rd |          | Gov't |                                  |       |         |
| 2   | 75  | 3/11/1878     | \$100           |           | Creighton, James               | Drinkwater Rd |          | Gov't |                                  |       |         |
| 2   | 75  | 4/15/1892     | \$40            |           | Glover, Martha J.              | Drinkwater Rd |          | Gov't |                                  | 1.00  | 195,600 |
| 2   | 83  | 4/29/1901     | Gift            |           | Brown, John T.                 | Exeter Road   |          | Lib   | Town Record Book Voi VI,325-326  | 0.20  | 118,500 |

| Map | Lot   | Date Acquired | Method Acquired | Deed      | Last Owner                  | Location      | Type      | Use  | Other Information             | Acres  | Value   |
|-----|-------|---------------|-----------------|-----------|-----------------------------|---------------|-----------|------|-------------------------------|--------|---------|
| 2   | 91    | 9/3/1976      | Tax Deed        | 2321-0699 | Sanborn, J. H.              |               | marsh     | Cons |                               | 12.50  | 4,700   |
| 2   | 94    | 9/3/1976      | Tax Deed        | 2321-0700 | Sanborn, J. H.              |               | marsh     | Cons |                               | 2.00   | 800     |
| 2   | 100   | 9/3/1976      | Tax Deed        | 2321-0702 | Dodge, Charles              |               | marsh     | Cons |                               | 9.00   | 3,400   |
| 2   | 104   |               |                 |           | Depot Landing               |               | Marsh     | Cons |                               | 2.84   | 6,300   |
| 2   | 110   | 9/3/1976      | Tax Deed        | 2321-0701 | Dodge, Charles              |               | marsh     | Cons |                               | 6.50   | 2,400   |
| 2   | 114   | 9/18/1978     | Tax Deed        |           | Chase, John N.              |               | marsh     | Cons | no deed                       | 3.30   | 1,200   |
| 2   | 118   | 12/27/1995    | Gift            | 3135-1031 | Jamcor, Inc.                |               | marsh     | Cons | Off B & M Railroad            | 2.00   | 800     |
| 2   | 119   | 9/3/1976      | Tax Deed        | 2321-0695 | Chase, Joseph               |               | marsh     | Cons |                               | 2.20   | 800     |
| 2   | 120   | 9/3/1976      | Tax Deed        | 2321-0698 | Chase, George               |               | marsh     | Cons |                               | 2.50   | 900     |
| 2   | 128   | 6/15/1991     | Tax Deed        |           | Sanborn, Grant              |               | marsh     | Cons |                               | 3.30   | 1,200   |
| 3   | 20    | 6/14/1989     | Tax Deed        |           | Sanborn, Grant              |               | marsh     | Cons |                               | 5.00   | 1,900   |
| 3   | 24    | 4/12/2005     | Gift            | 2208/3083 | Merrill, Russell Jr.        |               | marsh     | Cons | Deed to Town of Hampton Falls | 2.50   | 900     |
| 3   | 26    | 5/31/2005     | Tax Deed        | 4534/1554 | Heal, Eugene & Barbara      |               | marsh     | Cons |                               | 3.50   | 1,300   |
| 3   | 145   |               |                 |           |                             |               | marsh     | Cons | no deed                       | 2.00   | 800     |
| 3   | 147   |               |                 |           |                             |               | marsh     | Cons | no deed                       | 2.00   | 800     |
| 3   | 155   |               | Tax Deed        |           | Locke, Bertha(heirs)        |               | marsh     | Cons | no deed/steep banks           | 7.00   | 2,600   |
| 4   | 7     | 10/4/1978     | Purchase        | 2323-1272 | Janvrin, Donald & Esther    | Drinkwater Rd |           | Cons | restrictions on plan          | 107.40 | 179,700 |
| 4   | 35    | 9/3/1976      | Tax Deed        | 2321-0697 | Weaver, Joan                | Exeter Road   | house lot |      |                               | 0.50   | 17,400  |
| 4   | 43    | Dec. 2010     | Gift            |           | West View Cemetery Trustees | Nason Rd      |           | Cem  |                               | 1.60   | 179,800 |
| 4   | 46-19 |               | Gift            | 2473-1709 | Jamcor, Inc.                | Curtis Road   | wetland   | Cons |                               | 10.16  | 35,300  |
| 4   | 47-6  |               | Gift            |           | King Merchant Assoc.        | Blake's Lane  |           | Cons |                               | 7.57   | 39,300  |
| 4   | 57    | 12/7/1989     | Gift            | 2820-2493 | Niebling, Richard E.        | Nason Road    | forest    | Cons |                               | 8.00   | 88,600  |
| 4   | 61-1  |               | Purchase        | 2314-1968 | Leonard, Helen L.           | Nason Road    |           | Cem  | Oaklawn Cemetery              | 6.00   | 156,600 |
| 4   | 62    | 1700s         |                 |           |                             | Nason Road    |           | Cem  | Old Westview Cemetery         | 0.50   | 150,900 |



| Map                  | Lot     | Date Acquired | Method Acquired | Deed      | Last Owner                  | Location        | Type           | Use    | Other Information                          | Acres         | Value            |
|----------------------|---------|---------------|-----------------|-----------|-----------------------------|-----------------|----------------|--------|--------------------------------------------|---------------|------------------|
| 5                    | 14      | 2005          | 2,750,000       |           | Applecreat Farm Orchards    | Rt 88           | farm           | Cons   | Conservation Easement                      | 102.00        | 2,750,000        |
| 5                    | 41      | 2005          | Purchase        | 4563/1032 | Gwendolyn Hurd Trust        | Taylor River    | forest         | Cons   | Conservation Easement                      | 12.00         | 22,500           |
| 6                    | 2       | 4/7/1997      | Gift            | 3209-0734 | Hamel, Stanley A.           | Sanborn Road    | forest         | Opn Sp | remain open & undeveloped                  | 2.00          | 20,000           |
| 6                    | 18      | 12/18/1989    | Gift            | 2820-2491 | Bates, Robert & Gail        | Kensington line |                | Cons   | Conservation Easement                      | 45.00         | 50,700           |
| 6                    | 34      | 7/19/2007     |                 | 4824-0248 | Alice L. Tony Trust - 1992  | Exeter Road     | Forest         | Cons   | Conservation Easement with Town            | 65.09         |                  |
| 6                    | 36.03   | 7/19/2007     |                 | 4824-0248 | Alice L. Tony Trust - 1992  | Exeter Road     | Forest         | Cons   | Conservation Easement with Town            | 15.754        |                  |
| 6                    | 36.04-2 | 7/19/2007     |                 | 4824-0248 | Alice L. Tony Trust - 1992  | Exeter Road     | Forest         | Cons   | Conservation Easement with Town            | 3.11          |                  |
| 6                    | 42      | 6/15/1991     | Tax Deed        |           | Sanborn, Grant              | Off Exeter Rd   | forest         |        | Sold 1999/Merged w/ Map 6, Lot 44          | 10.00         | 12,700           |
| 6                    | 52      | 7/12/1994     | Tax Deed        | 3061-2375 | Richards, Raymond J.        | Exeter Road     | wetland        | Cons   |                                            | 28.00         | 37,800           |
| 6                    | 63      | 2005          | Purchase        | 4563/1032 | Gwendolyn Hurd Trust        | Taylor River    | forest         | Cons   | Conservation Easement                      | 6.00          | 9,000            |
| 6                    | 68      | 12/29/1987    | Gift            | 2721-1763 | Bryer, Wayne P.             | Off Exeter Rd   | forest         | Cons   | recreational/conservational                | 6.04          | 9,000            |
| 8                    | 30      | 1700s         |                 |           |                             | Exeter Road     | multi          | Cem    | Brookside Cemetery                         | 1.10          | 141,100          |
| 8                    | 31      | 9/3/1976      | Tax Deed        | 2321-0704 | Page, James H. (heirs)      | East Road       | forest         |        |                                            | 2.40          | 4,500            |
| 8                    | 32      | 6/15/1991     | Tax Deed        |           | Sanborn, Grant              | East Road       | forest         |        |                                            | 5.00          | 47,400           |
| 8                    | 37-1    | 6/28/1995     | \$210,000       | 3123-1802 | Thomas Realty Trust         | Exeter Road     | multi          |        | Governor Weare Park                        | 15.70         | 288,400          |
| 8                    | 38      | 1836          |                 |           |                             | Exeter Road     |                | Cem    | Church Cemetery                            | 1.00          |                  |
| 8                    | 83      | 11-28-77      | under \$100     | 2300-0235 | Hamp Falls Properties, Ltd. | Depot Road      | multi          | Recr   | park & recreation area                     | 14.74         | 58,400           |
| 8                    | 84-1    | 4/8/1976      | Gift            | 2255-0635 | Hamp Falls Properties, Ltd. | Depot Road      | multi          | Recr   | park & recreation area                     | 5.70          | 142,700          |
| 8                    | 88      | 12/31/1958    | Gift            | 1495-403  | State of NH                 | Exeter Road     | park           | Recr   | Town Common                                | 1.15          | 74,500           |
| 8                    | 88      | 12/4/1995     | Gift            | 3135-1030 | State of NH                 | Exeter Road     | park           | Recr   | Town Common                                |               |                  |
| 8                    | 98      | 1951          | Gift            |           | Village Improvement Society | Kensington Rd   | park           | Recr   | Common                                     | 0.15          | 11,000           |
| 8                    |         | 10/7/1954     | Gift            | 1317-130  | Elkins Family               | Kensington Rd   | pond           | Fire   | non-use reverts to grantors                |               |                  |
| 9                    | 9       | 2/5/2007      | Purchase        |           | Pamela Kopka                | Marsh Lane      | Marsh & Upland | Cons   | Adjoins easement accessed by Map 9, Lot 11 | 14.00         | 225,000          |
| <b>Uses</b>          |         |               |                 |           |                             |                 |                |        |                                            | <b>687.33</b> | <b>6,406,100</b> |
| Cem. = Cemetery      |         |               |                 |           |                             |                 |                |        |                                            |               |                  |
| Cons. = Conservation |         |               |                 |           |                             |                 |                |        |                                            |               |                  |
| Fire = Firefighting  |         |               |                 |           |                             |                 |                |        |                                            |               |                  |
| Gov't. = Government  |         |               |                 |           |                             |                 |                |        |                                            |               |                  |
| Lib. = Library       |         |               |                 |           |                             |                 |                |        |                                            |               |                  |
| Opn Sp. = Open Space |         |               |                 |           |                             |                 |                |        |                                            |               |                  |
| Recr. = Recreation   |         |               |                 |           |                             |                 |                |        |                                            |               |                  |

## COMPARATIVE STATEMENT OF APPROPRIATIONS & EXPENDITURES

| Department                                                    | Appropriation    | Expenditures     | Surplus        | Deficit         |
|---------------------------------------------------------------|------------------|------------------|----------------|-----------------|
| Executive                                                     | 119,600          | 133,293          |                | (13,693)        |
| Election, Registration, Statistics                            | 72,500           | 61,733           | 10,767         |                 |
| Financial Administration                                      | 101,600          | 103,245          |                | (1,645)         |
| Legal                                                         | 12,500           | 8,750            | 3,750          |                 |
| Employee Benefits                                             | 314,500          | 299,220          | 15,280         |                 |
| Planning and Zoning                                           | 37,600           | 34,406           | 3,194          |                 |
| Government Buildings                                          | 47,900           | 50,060           |                | (2,160)         |
| Cemeteries                                                    | 8,200            | 3,815            | 4,385          |                 |
| Insurance                                                     | 14,900           | 13,829           | 1,071          |                 |
| Contingency Fund                                              | 4,000            | 0                | 4,000          |                 |
| Police                                                        | 403,300          | 372,454          | 30,846         |                 |
| Ambulance                                                     | 52,500           | 53,895           |                | (1,395)         |
| Fire                                                          | 179,000          | 190,976          |                | (11,976)        |
| Building Inspection                                           | 53,500           | 47,302           | 6,198          |                 |
| Emergency Management                                          | 15,200           | 10,245           | 4,955          |                 |
| Highway                                                       | 230,600          | 183,810          | 46,790         |                 |
| Street Lights                                                 | 3,500            | 3,392            | 108            |                 |
| Solid Waste Collection                                        | 132,000          | 119,338          | 12,662         |                 |
| Solid Waste Disposal                                          | 68,000           | 58,336           | 9,664          |                 |
| Health                                                        | 10,400           | 9,436            | 964            |                 |
| Animal Control                                                | 2,600            | 2,323            | 277            |                 |
| Health Agencies                                               | 22,600           | 21,600           | 1,000          |                 |
| Welfare                                                       | 11,000           | 3,512            | 7,489          |                 |
| Parks and Recreation                                          | 20,000           | 18,933           | 1,067          |                 |
| Library                                                       | 161,300          | 162,157          |                | (857)           |
| Patriotic Purposes                                            | 500              | 513              |                | (13)            |
| Conservation Commission                                       | 4,500            | 2,781            | 1,719          |                 |
| Bond Principal                                                | 185,000          | 185,000          | 0              |                 |
| Bond Interest                                                 | 89,600           | 88,418           | 1,182          |                 |
| Interest on Tax Anticipation Notes                            | 1,000            | 0                | 1,000          |                 |
| Heritage Commission                                           | 1,300            | 1,300            | 0              |                 |
| Tercentenary Celebration Capital Reserve Fund                 | 1,000            | 1,000            | 0              |                 |
| Upgrading former Selectmen's office (elec, light, telephone)  | 1,500            | 450              | 1,050          |                 |
| Town Hall Building Capital Reserve Fund                       | 20,000           | 20,000           | 0              |                 |
| Old Library Improvement Capital Reserve Fund                  | 5,000            | 5,000            | 0              |                 |
| Police Vehicle Capital Reserve Fund                           | 19,000           | 19,000           | 0              |                 |
| Extend mezzanine in firebays Capital Reserve Fund (two years) | 8,500            | 8,500            | 0              |                 |
| Fire Truck Capital Reserve Fund                               | 25,000           | 25,000           | 0              |                 |
| Replace 20 pagers for the Fire/Ambulance depts - final phase  | 9,000            | 145              | 8,855          |                 |
| Highway Maintenance Capital Reserve Fund                      | 55,000           | 55,000           | 0              |                 |
| Mosquito Control Program                                      | 27,000           | 27,000           | 0              |                 |
| Library Improvement Capital Reserve Fund                      | 6,000            | 6,000            | 0              |                 |
| <i>Library Computer Automation &amp; Other Maint Improve</i>  | <i>20,000</i>    | <i>20,000</i>    | <i>0</i>       |                 |
| <b>Total Year End Balance</b>                                 | <b>2,577,700</b> | <b>2,431,167</b> | <b>178,273</b> | <b>(31,739)</b> |

## TREASURER'S REPORT

|          |                                               |                     |
|----------|-----------------------------------------------|---------------------|
|          | <b>On Hand 1-1-12</b>                         | <b>2,253,930.64</b> |
| 1080-100 | Property Taxes                                | 8,475,940.41        |
|          | <b>TOTAL PROPERTY TAXES</b>                   | <b>8,475,940.41</b> |
| 1080-502 | Yield Tax                                     | 552.06              |
|          | <b>TOTAL YIELD TAX</b>                        | <b>552.06</b>       |
| 1110-108 | Tax Lien 2008                                 | 34,422.52           |
| 1110-109 | Tax Lien 2009                                 | 31,246.82           |
| 1110-110 | Tax Lien 2010                                 | 26,925.92           |
| 1110-111 | Tax Lien 2011                                 | 47,303.87           |
|          | <b>TOTAL</b>                                  | <b>139,899.13</b>   |
| 2080-185 | Reimb Fire Dept. Payroll Detail               | 890.02              |
| 2080-190 | Reimb Police Dept. Payroll Detail             | 44,645.50           |
|          | <b>TOTAL REIMBURSEMENTS</b>                   | <b>45,535.52</b>    |
| 2220-100 | Deferred Revenue                              | 19,348.03           |
|          | <b>TOTAL DEFERRED REVENUE</b>                 | <b>19,348.03</b>    |
| 3190-108 | Interest - Tax Redeemed 2008                  | 18,995.57           |
| 3190-109 | Interest - Tax Redeemed 2009                  | 20,935.74           |
| 3190-110 | Interest - Tax Redeemed 2010                  | 11,592.60           |
| 3190-111 | Interest - Tax Redeemed 2011                  | 2,610.67            |
| 3190-208 | Costs - Tax Redeemed 2008                     | 64.50               |
| 3190-209 | Costs - Tax Redeemed 2009                     | 250.50              |
| 3190-210 | Costs - Tax Redeemed 2010                     | 186.00              |
| 3190-211 | Costs - Tax Redeemed 2011                     | 465.00              |
| 3190-991 | Interest Property Tax - Delinquent            | 27,922.73           |
|          | <b>TOTAL PENALTIES &amp; INTEREST - TAXES</b> | <b>83,023.31</b>    |
| 3210-003 | U.C.C. Filings & Certificates                 | 1,225.00            |
| 3210-005 | Dump Permit Stickers                          | 2,930.00            |
|          | <b>TOTAL BUSINESS LICENSES &amp; PERMITS</b>  | <b>4,155.00</b>     |
| 3220-001 | Motor Vehicle Permit Fees                     | 480,644.30          |

|          |                                             |                   |
|----------|---------------------------------------------|-------------------|
| 3220-003 | E-Registration Fees                         | 1,054.15          |
|          | <b>TOTAL MOTOR VEHICLE PERMITS</b>          | <b>481,698.45</b> |
| 3230-001 | Building Permits                            | 20,461.00         |
| 3230-002 | Building Inspection Sign Permits            | 45.00             |
| 3230-003 | Burner Permits                              | 200.00            |
|          | <b>TOTAL BUILDING PERMITS</b>               | <b>20,706.00</b>  |
| 3290-001 | Dog Licenses - State                        | 1,086.00          |
| 3290-002 | Dog Licenses - Town                         | 2,600.00          |
| 3290-003 | Marriage Licenses - State                   | 311.00            |
| 3290-004 | Marriage Licenses - Town                    | 56.00             |
| 3290-005 | Vital Statistics - Town                     | 359.00            |
| 3290-006 | Vital Statistics - State                    | 849.00            |
| 3290-007 | Filing Fees                                 | 32.00             |
| 3290-008 | Notary Public Fees                          | 225.00            |
| 3290-009 | Recording Fees Registry                     | 4.00              |
| 3290-010 | District Court Fees                         | 983.31            |
| 3290-011 | Pistol Permit Fees                          | 460.00            |
| 3290-017 | Dredge and Fill Fee                         | 54.00             |
| 3290-031 | Board of Adjustment Fees                    | 846.09            |
| 3290-033 | Site Plan Review Fees                       | 1,046.25          |
| 3290-035 | Perc Test Fee (Conservation District)       | 2,160.00          |
| 3290-036 | Perc Test Fee (Town Fee)                    | 280.00            |
| 3290-037 | Driveway Permit Fees                        | 105.00            |
| 3290-038 | Animal Population Control                   | 258.00            |
| 3290-039 | Scenic Roads Fee                            | 50.00             |
| 3290-041 | Septic Repair                               | 560.00            |
| 3290-100 | Other Licenses & Fees                       | 1,069.48          |
|          | <b>TOTAL OTHER LIC., PERMITS &amp; FEES</b> | <b>13,394.13</b>  |
| 3319-001 | Federal Grant Highway                       | 10,071.80         |
|          | <b>TOTAL FEDERAL GRANT HIGHWAY</b>          | <b>10,071.80</b>  |
| 3351-000 | NH Shared Revenue Block Grant - Other       | 10,851.65         |
| 3351-001 | NH Shared Revenue Block Grant               | 99,702.79         |
|          | <b>TOTAL SHARED REVENUE GRANT</b>           | <b>110,554.44</b> |
| 3353-000 | NH Highway Block Grant - Other              | 46,901.74         |
|          | <b>TOTAL NH HIGHWAY BLOCK GRANT</b>         | <b>46,901.74</b>  |

|          |                                      |                 |
|----------|--------------------------------------|-----------------|
| 3359-003 | State of NH Reimbursement            | 240.00          |
| 3359-011 | Emergency Mgt. Drills                | 6,143.93        |
| 3359-000 | Other State Grants                   | 1,150.00        |
|          | <b>TOTAL OTHER STATE GRANTS</b>      | <b>7,533.93</b> |
| 3401-001 | Accident Reports                     | 850.00          |
| 3401-003 | Dog Summons                          | 100.00          |
| 3401-006 | Miscellaneous Police Revenue         | 150.00          |
| 3401-008 | Fire Detail                          | 3,045.00        |
| 3401-010 | Sale of Photocopies                  | 581.45          |
| 3401-012 | Sale of Checklists                   | 75.00           |
| 3401-013 | Sale of Town Reports                 | 10.00           |
| 3401-015 | Sale of Recycling Bins               | 55.00           |
| 3401-024 | Freon Removal Fee                    | 600.00          |
| 3401-025 | Tire Recycling Fee                   | 62.00           |
| 3401-027 | Electronics Recycling Fee            | 770.00          |
| 3401-028 | Metal Receipts                       | 973.31          |
| 3401-029 | Recycling Receipts                   | 342.75          |
| 3401-041 | Propane Tank Disposal Fee            | 40.00           |
|          | <b>TOTAL INCOME FROM DEPARTMENT</b>  | <b>7,654.51</b> |
| 3502-001 | Interest on Money Market             | 55.79           |
| 3502-004 | Interest on Institution for Savings  | 6.36            |
| 3502-006 | Interest on NH Deposit Pool Account  | 5.01            |
| 3502-008 | Interest on The Provident Bank       | 1.19            |
| 3502-312 | Interest - People's United CD        | 9,214.78        |
|          | <b>TOTAL INTEREST ON INVESTMENTS</b> | <b>9,283.13</b> |
| 3503-001 | Rent of Town Hall                    | 632.00          |
| 3503-002 | Lease - Old Library & East School    | 2.00            |
|          | <b>TOTAL RENTAL OF PROPERTY</b>      | <b>634.00</b>   |
| 3508-000 | Contributions & Donations            | 20.00           |
|          | <b>Contributions &amp; Donations</b> | <b>20.00</b>    |
| 3509-001 | Miscellaneous Receipts               | 111.51          |
| 3509-002 | Bad Check Fees - Town Clerk          | 767.40          |
| 3509-003 | Bad Check Fees - Tax Collector       | 60.00           |
| 3509-009 | Credit Card - From December 2011     | 433.80          |

|          |                                  |                  |
|----------|----------------------------------|------------------|
| 3509-009 | Police Vests - Out in January    | 397.50           |
| 3509-010 | Overpayments - Tax Collector     | 9,904.92         |
| 3509-021 | Library Reimbursements           | 2,080.00         |
| 3509-029 | Refunds Miscellaneous            | 6.37             |
| 3509-030 | Reimbursements Miscellaneous     | 4,682.72         |
| 3509-033 | Reimbursement from TTF           | 28,948.22        |
| 3509-035 | Scholarship Awards               | 12,000.00        |
| 3509-036 | Old Stage Road Bridge Project    | 752.86           |
|          | <b>TOTAL OTHER MISC. REVENUE</b> | <b>60,145.30</b> |

**TOTAL OF REVENUES**

**9,537,050.89**

|          |                              |                    |
|----------|------------------------------|--------------------|
| 4130-120 | Payroll Expense              | -669,333.76        |
|          | <b>TOTAL PAYROLL EXPENSE</b> | <b>-669,333.76</b> |

|          |                                   |                  |
|----------|-----------------------------------|------------------|
| 4140-390 | Other Professional Service        | -1,123.60        |
|          | <b>Other Professional Service</b> | <b>-1,123.60</b> |

|          |                                   |               |
|----------|-----------------------------------|---------------|
| 4150-000 | Bank Service Charges              | -44.28        |
|          | <b>TOTAL BANK SERVICE CHARGES</b> | <b>-44.28</b> |

|          |                               |                      |
|----------|-------------------------------|----------------------|
| 4199-880 | General Expenses              | -8,652,949.68        |
|          | <b>TOTAL GENERAL EXPENSES</b> | <b>-8,652,949.68</b> |

|          |                                        |          |
|----------|----------------------------------------|----------|
| 4140-130 | Reimburse Checklist Supervisor         | 49.90    |
| 4140-850 | Reimburse Election Meals               | 15.00    |
| 4150-830 | Meetings/Conferences                   | 375.00   |
| 4155-210 | Partial Pay Benefits                   | 153.52   |
| 4155-220 | Reimbursement to the Town              | 336.60   |
| 4155-230 | NH Retirement System Refund            | 383.98   |
| 4194-360 | Custodial Services                     | 400.00   |
| 4194-430 | Repair & Maintenance                   | 1,575.00 |
| 4195-430 | Reimburse Cemetery Mowing              | 1,829.00 |
| 4195-630 | Maintenance & Repairs - Supplies       | 38.93    |
| 4210-390 | Restitution Grudinski Case             | 130.00   |
| 4210-630 | Reimbursement Cruiser Repair           | 417.50   |
| 4215-390 | Other Professional Services (Medicare) | -523.00  |
| 4220-341 | Reimburse Telephone                    | 150.00   |
| 4220-820 | Reimburse for VFD Boots                | 117.00   |
| 4220-835 | Fire Dept. Reimb. Training             | 1,490.00 |

|          |                                       |                  |                     |
|----------|---------------------------------------|------------------|---------------------|
| 4290-740 | Machinery & Equipment                 | 11,300.00        |                     |
| 4312-570 | Other Purchased Services              | 2,232.50         |                     |
| 4520-120 | Summer Camp Payroll                   | 4,400.00         |                     |
| 4520-530 | Equipment Rental                      | 88.20            |                     |
| 4520-630 | Maintenance & Repairs - Supplies      | 258.97           |                     |
|          | <b>TOTAL REIMBURSEMENTS</b>           | <b>25,218.10</b> |                     |
|          | <b>TOTAL EXPENSES</b>                 |                  | <b>9,298,233.22</b> |
|          | <b>TOTAL CASH ON HAND FROM REPORT</b> |                  | <b>2,492,748.31</b> |
|          | <b>ACTUAL CASH ON HAND 12/31/12</b>   |                  | <b>2,492,748.31</b> |
|          | UNAUDITED/UNADJUSTED                  |                  | 0.00                |

**SPECIAL ACCOUNTS**

**AVERY RIDGE ENGINEERING**

|                  |             |
|------------------|-------------|
| On Hand 1-1-12   | 15.74       |
| Expenditures     | -15.74      |
| Balance 12-31-12 | <b>0.00</b> |

**BANDSTAND CONCERT FUND**

|                  |                 |
|------------------|-----------------|
| On Hand 1-1-12   | 4,906.68        |
| Deposits         | 875.92          |
| Expenditures     | -875.92         |
| Interest Earned  | 5.41            |
| Balance 12-31-12 | <b>4,912.09</b> |

**CEMETERY MAINTENANCE**

|                  |               |
|------------------|---------------|
| On Hand 1-1-12   | 0.00          |
| Deposits         | 2,500.00      |
| Expenditures     | -2,000.00     |
| Interest Earned  | 0.03          |
| Balance 12-31-12 | <b>500.03</b> |

**CONSERVATION COMMISSION (NHDIP)**

|                  |                 |
|------------------|-----------------|
| On Hand 1-1-12   | 7,668.83        |
| Expenditures     | -4,818.13       |
| Interest Earned  | 5.97            |
| Balance 12-31-12 | <b>2,856.67</b> |

**CONS. COMM. (PEOPLE'S UNITED CD)**

|                  |                   |
|------------------|-------------------|
| On Hand 1-1-12   | 320,428.54        |
| Deposits         | 7,075.58          |
| Interest Earned  | 353.55            |
| Balance 12-31-12 | <b>327,857.67</b> |

**CRANE WETLAND CROSSING**

|                  |             |
|------------------|-------------|
| On Hand 1-1-12   | 0.00        |
| Deposits         | 32,235.00   |
| Expenditures     | -32,246.51  |
| Interest Earned  | 11.51       |
| Balance 12-31-12 | <b>0.00</b> |

**CRANE WETLAND ENGINEERING**

|                  |             |
|------------------|-------------|
| On Hand 1-1-12   | 0.00        |
| Deposits         | 1,322.52    |
| Expenditures     | -1,322.52   |
| Balance 12-31-12 | <b>0.00</b> |

**DIAMOND STAR PROPERTIES**

|                  |             |
|------------------|-------------|
| On Hand 1-1-12   | 172.64      |
| Expenditures     | -172.64     |
| Balance 12-31-12 | <b>0.00</b> |

**ELTON LANE ENGINEERING**

|                  |               |
|------------------|---------------|
| On Hand 1-1-12   | 827.68        |
| Balance 12-31-12 | <b>827.68</b> |

**FIRE DEPT. VEHICLE FUND (AMBULANCE)**

|                  |                   |
|------------------|-------------------|
| On Hand 1-1-12   | 126,423.74        |
| Deposits         | 47,841.10         |
| Expenditures     | -1,090.02         |
| Interest Earned  | 163.36            |
| Balance 12-31-12 | <b>173,338.18</b> |

**FIRE DEPT. VEHICLE FUND (SPEC. DETAIL)**

|                  |                |
|------------------|----------------|
| On Hand 1-1-12   | 1,706.59       |
| Deposits         | 3,747.63       |
| Interest Earned  | 3.25           |
| Balance 12-31-12 | <b>5457.47</b> |



**FORFEITURE FUND - POLICE**

|                  |               |
|------------------|---------------|
| On Hand 1-1-12   | 756.60        |
| Balance 12-31-12 | <b>756.60</b> |

**FOX HILL DRINKWATER**

|                  |             |
|------------------|-------------|
| On Hand 1-1-12   | 10,903.37   |
| Expenditures     | -10,903.41  |
| Interest Earned  | 0.04        |
| Balance 12-31-12 | <b>0.00</b> |

**FOX HILL LANE ENGINEERING**

|                  |             |
|------------------|-------------|
| On Hand 1-1-12   | 5,279.81    |
| Expenditures     | -5,279.83   |
| Interest Earned  | 0.02        |
| Balance 12-31-12 | <b>0.00</b> |

**FRYING PAN LANE REPAIR**

|                  |                  |
|------------------|------------------|
| On Hand 1-1-12   | 15,238.46        |
| Interest Earned  | 16.37            |
| Balance 12-31-12 | <b>15,254.83</b> |

**GOVERNOR WEARE PARK**

|                  |                 |
|------------------|-----------------|
| On Hand 1-1-12   | 579.74          |
| Deposits         | 2,000.00        |
| Expenditures     | 2.22            |
| Balance 12-31-12 | <b>2,581.96</b> |

**HARDY LANE ENGINEERING**

|                  |             |
|------------------|-------------|
| On Hand 1-1-12   | 1,506.06    |
| Expenditures     | -1,507.30   |
| Interest Earned  | 1.24        |
| Balance 12-31-12 | <b>0.00</b> |

**HERITAGE FUND**

|                  |                 |
|------------------|-----------------|
| On Hand 1-1-12   | 2,132.58        |
| Expenditures     | -83.00          |
| Interest Earned  | 2.61            |
| Balance 12-31-12 | <b>2,052.19</b> |

**LIBERTY ELM TREE**

|                  |             |
|------------------|-------------|
| On Hand 1-1-12   | 0.20        |
| Balance 12-31-12 | <b>0.20</b> |

**NEWBURY NORTH DEVELOPMENT**

|                  |             |
|------------------|-------------|
| On Hand 1-1-12   | 159.52      |
| Expenditures     | -159.52     |
| Balance 12-31-12 | <b>0.00</b> |

**NEWSLETTER ACCOUNT**

|                  |                 |
|------------------|-----------------|
| On Hand 1-1-12   | 18.05           |
| Deposits         | 3,300.00        |
| Expenditures     | -1,167.00       |
| Interest Earned  | 0.82            |
| Balance 12-31-12 | <b>2,151.87</b> |

**OLD STAGE INDEMNIFICATION**

|                  |             |
|------------------|-------------|
| On Hand 1-1-12   | 11,599.38   |
| Expenditures     | -11,601.04  |
| Interest Earned  | 1.66        |
| Balance 12-31-12 | <b>0.00</b> |

**125 LAFAYETTE ROAD**

|                  |                 |
|------------------|-----------------|
| On Hand 1-1-12   | 837.89          |
| Deposits         | 7,615.22        |
| Expenditures     | -7,074.82       |
| Interest Earned  | 1.70            |
| Balance 12-31-12 | <b>1,379.99</b> |

**115 LAFAYETTE ROAD**

|                  |             |
|------------------|-------------|
| On Hand 1-1-12   | 1,379.99    |
| Expenditures     | -1,379.99   |
| Balance 12-31-12 | <b>0.00</b> |

**115 LAFAYETTE ROAD SITE PLAN**

|                  |             |
|------------------|-------------|
| On Hand 1-1-12   | 17,384.46   |
| Expenditures     | -17,387.25  |
| Interest Earned  | 2.79        |
| Balance 12-31-12 | <b>0.00</b> |

**PELTON'S PRIVATE ROAD ENGIN.**

|                  |             |
|------------------|-------------|
| On Hand 1-1-12   | 2,001.18    |
| Expenditures     | -2,001.56   |
| Interest Earned  | 0.38        |
| Balance 12-31-12 | <b>0.00</b> |

**PELTON'S PUBLIC ROAD ENGINEERING**

|                  |               |
|------------------|---------------|
| On Hand 1-1-12   | 1,459.51      |
| Deposits         | 1,881.56      |
| Expenditures     | -2,499.40     |
| Interest Earned  | 0.01          |
| Balance 12-31-12 | <b>841.68</b> |

**PEOPLE'S UNITED BANK TOWN CD**

|                  |                     |
|------------------|---------------------|
| On Hand 1-1-12   | 2,189,131.67        |
| Deposits         | 5,814,659.65        |
| Expenditures     | -5,948,242.88       |
| Interest Earned  | 9,214.78            |
| Balance 12-31-12 | <b>2,064,763.22</b> |

**POLICE DEPT. VEHICLE FUND**

|                  |                  |
|------------------|------------------|
| On Hand 1-1-12   | 19,114.80        |
| Deposits         | 66,230.93        |
| Expenditures     | -44,660.50       |
| Interest Earned  | 44.84            |
| Balance 12-31-12 | <b>40,730.07</b> |

**RECREATION FUND**

|                  |                 |
|------------------|-----------------|
| On Hand 1-1-12   | 5,028.47        |
| Deposits         | 2,000.00        |
| Expenditures     | -450.00         |
| Interest Earned  | 5.89            |
| Balance 12-31-12 | <b>6,584.36</b> |

**SEACOAST ACADEMY ENGINEERING**

|                  |             |
|------------------|-------------|
| On Hand 1-1-12   | 1,286.08    |
| Expenditures     | -1,286.08   |
| Balance 12-31-12 | <b>0.00</b> |

**STARVISH LANE ENGINEERING**

|                  |             |
|------------------|-------------|
| On Hand 1-1-12   | 492.14      |
| Expenditures     | -492.14     |
| Balance 12-31-12 | <b>0.00</b> |

**STATELINE SITE PLAN**

|                  |                 |
|------------------|-----------------|
| On Hand 1-1-12   | 6,074.75        |
| Interest Earned  | 6.61            |
| Balance 12-31-12 | <b>6,081.36</b> |

**SUMMER CAMP PROGRAM**

|                  |                  |
|------------------|------------------|
| On Hand 1-1-12   | 12,926.13        |
| Deposits         | 6,143.00         |
| Expenditures     | -4,802.20        |
| Interest Earned  | 16.57            |
| Balance 12-31-12 | <b>14,283.50</b> |

**TOWN BANDSTAND MAINTENANCE FUND**

|                  |                 |
|------------------|-----------------|
| On Hand 1-1-12   | 4,668.61        |
| Expenditures     | -420.00         |
| Interest Earned  | 4.56            |
| Balance 12-31-12 | <b>4,253.17</b> |

**TOWN CLOCK FUND**

|                  |                 |
|------------------|-----------------|
| On Hand 1-1-12   | 939.09          |
| Deposits         | 300.00          |
| Interest Earned  | 0.46            |
| Balance 12-31-12 | <b>1,239.55</b> |

**TOWN IMPROVEMENT FUND**

|                  |                 |
|------------------|-----------------|
| On Hand 1-1-12   | 7,077.26        |
| Deposits         | 50.00           |
| Interest Earned  | 7.61            |
| Balance 12-31-12 | <b>7,134.87</b> |

**T.P. REALTY SITE PLAN**

|                 |           |
|-----------------|-----------|
| On Hand 1-1-12  | 1,826.08  |
| Deposits        | 2,540.00  |
| Expenditures    | -4,366.47 |
| Interest Earned | 0.39      |

|                                     |                  |
|-------------------------------------|------------------|
| Balance 12-31-12                    | <b>0.00</b>      |
| <b>WADLEIGH DRINKWATER INDEMN.</b>  |                  |
| On Hand 1-1-12                      | 11,204.54        |
| Expenditures                        | -11,208.00       |
| Interest Earned                     | 3.46             |
| Balance 12-31-12                    | <b>0.00</b>      |
| <b>WADLEIGH ENGINEERING</b>         |                  |
| On Hand 1-1-12                      | 299.40           |
| Deposits                            | 4,006.06         |
| Expenditures                        | -4,305.68        |
| Interest Earned                     | 0.22             |
| Balance 12-31-12                    | <b>0.00</b>      |
| <b>WADLEIGH MAINTENANCE</b>         |                  |
| On Hand 1-1-12                      | 0.00             |
| Deposits                            | 39,208.12        |
| Expenditures                        | -831.50          |
| Interest Earned                     | 28.84            |
| Balance 12-31-12                    | <b>38,405.46</b> |
| <b>WINTER ROAD MAINTENANCE</b>      |                  |
| On Hand 1-1-12                      | 1,778.37         |
| Deposits                            | 3,791.66         |
| Expenditures                        | -4,021.11        |
| Interest Earned                     | 1.08             |
| Balance 12-31-12                    | <b>1,550.00</b>  |
| <b>IMPACT FEES BALANCE 12/31/12</b> |                  |
| Map 5, Lot 51-16                    | 9,766.21         |
| Map 5, Lot 51-12                    | 9,606.35         |
| Map 7, Lot 68-1, #2186              | 6,044.23         |
| Map 7, Lot 68-1, #2196              | 6,044.23         |
| Map 4, Lot 61                       | 7,894.04         |
| Map 4, Lot 1-7                      | 10,439.46        |
| Map 4, Lot 2-2                      | 10,439.46        |
| Map 5, Lot 51-14                    | 10,353.82        |
| Map 5, Lot 43-3                     | 7,084.58         |
| Map 6, Lot 4-1                      | 4,787.41         |
| Map 7, Lot 68-1                     | 6,146.31         |
| Map 6, Lot 4-1                      | 6,997.60         |
| Map 5, Lot 5-15                     | 8,803.06         |
| Map 7, Lot 68-1                     | 5,794.22         |
| Map 7, Lot 68-1                     | 5,779.89         |

|                  |                   |
|------------------|-------------------|
| Map 1, Lot 65-3  | 10,104.15         |
| Map 7, Lot 68-1  | 5,749.30          |
| Map 1, Lot 65-4  | 7,794.50          |
| Map 1, Lot 53-5  | 8,866.70          |
| Map 7, Lot 68    | 5,589.39          |
| Map 7, Lot 68    | 5,879.37          |
| Map 7, Lot 68    | 5,879.37          |
| Map 7, Lot 68    | 5,878.25          |
| Map 4, Lot 2-3   | 10,033.74         |
| Map 7, Lot 68    | 5,622.78          |
| Map 7, Lot 68    | 5,580.03          |
| Map 1, Lot 53-3  | 9,253.35          |
| Map 1, Lot 47-1  | 10,002.01         |
| Map 1, Lot 65-07 | 5,733.74          |
| Map 7, Lot 68    | 6,016.88          |
| Map 7, Lot 68    | 5,589.79          |
| Map 1, Lot 53-4  | 5,885.89          |
| Map 1, Lot 65-6  | 5,749.43          |
| Map 1, Lot 66-1  | 7,766.48          |
| Map 4, Lot 2-5   | 7,253.65          |
| <b>TOTAL</b>     | <b>256,209.67</b> |

*Elizabeth H. Riordan, Treasurer*

## TOWN CLERK

My staff and I are pleased to have completed another successful year serving the townspeople in all areas of Town Clerk responsibilities.

We had anticipated starting to register boats by now but were disappointed that the State Department of Motor Vehicles hasn't completed the necessary software, installation and training for this service yet. We're hoping this will be accomplished in 2013. The Bureau of Vital Records improved, more user-friendly software for producing Birth, Death, Marriage and Divorce certificates is also still pending.

We attended the annual Spring Town Clerk's Seminar and the three-day Fall Convention where we received refresher courses and updates on changes in state RSAs that pertain to Town Clerk duties. At the convention, I was honored to receive a pin and gift in recognition of my 25 years of service as Town Clerk in Hampton Falls.



*Moderator Bobbi Burns*

In addition to the March Town Election we, along with our Moderator, Assistant Moderator, Supervisors of the Checklist and Ballot Clerks, successfully ran three additional elections in 2012, including the much-anticipated General Election. We were correct in our estimation that a majority of our registered voters would cast their votes during this Presidential Election, either in person or through absentee ballot. We were quite successful in implementing the new law that requests voters to now show an ID or sign a "challenged voter affidavit" before voting.

Residents continue to thank us for being able to complete both town and state portions of their vehicle registrations with one stop at our office. They also appreciate our switch to one check instead of two which allows the ability to pay by credit card and renew vehicle registrations and dog licenses on-line.

My Deputy, Assistant and I continue to enjoy helping you, our residents, with the many varied Town Clerk duties throughout the year. We thank you for your patience and understanding and are always available to discuss any concerns or questions you may have for us.

*Holly Knowles, Town Clerk  
Karen Sabatini, Deputy  
Jarlath Fournier, Assistant*

## FINANCIAL REPORT

| <b>Fees</b>               | <b>Number</b> | <b>Collected &amp; Paid to the Treasurer</b> |
|---------------------------|---------------|----------------------------------------------|
| Motor vehicles registered | 3,326         | 480,954.99                                   |
| Dog Licenses              | 510           | 3,923.00                                     |
| UCC Fees                  |               | 1,225.00                                     |
| Certified Copy Fees       |               | 1,170.00                                     |
| Notarizing Fees           |               | 230.00                                       |
| Marriage License Fees     |               | 405.00                                       |
| E-Reg Fees                |               | 1,049.15                                     |
| Dump Stickers             |               | 140.00                                       |
| <b>TOTAL COLLECTED</b>    |               | <b>\$489,097.14</b>                          |

*Holly E. Knowles, Town Clerk*

## TAX COLLECTOR

In 2011, Deputy Town Clerk Abby Tonry started the sorting of Current Use Applications and Releases and identified where there were gaps in our information. Because of this work, she was recruited by the Assessor to assist in updating the information on file at the Registry of Deeds. This required letters to owners and in some cases re-applications were necessary. This caused a bit of confusion for a while, however, Abby is going to continue to fill in these gaps in 2013.

Abby attended the third and final of three Tax Collector Certification seminars this past August. These are intensive classes in the laws, the techniques, and the pit-falls of the tax collection process. She passed with flying colors and is now a Certified Deputy Tax Collector. Congratulations Abby!

We also attended the Spring Workshop and Annual Conference. This year, discussions relating to the *do's and don'ts* of taxing a property in bankruptcy continued where last year's conference left off. Deeding a property to the town for non-payment of taxes was another hot topic. I was particularly interested in this session as I have almost had to do conduct the process two years in a row and wanted to ensure accuracy.

In order to avoid this kind of crisis, we continue to encourage owners who are behind on their property taxes to consider making partial payments of their taxes. Many taxpayers find that there are two major advantages to making periodic payments: the total amount of interest they must pay is less; and making a few smaller payments is not as daunting as one large lump sum.

*Mary Ann S. Hill, Tax Collector*



# TAX COLLECTOR

Year Ended December 31, 2012

| <b>DEBITS</b>                               | <b>LEVY 2012</b>    | <b>LEVY 2011</b>  |
|---------------------------------------------|---------------------|-------------------|
| <b>Uncollected Taxes Beginning of Year:</b> |                     |                   |
| Property Taxes                              |                     | 464,033.02        |
| Land Use Change Taxes                       |                     |                   |
| <b>Taxes Committed This Year:</b>           |                     |                   |
| Property Taxes                              | 8,561,340.15        |                   |
| Land Use Change Taxes                       | 0                   |                   |
| Yield Taxes                                 | 552.06              |                   |
| <b>Overpayments:</b>                        |                     |                   |
| Property Taxes                              | 9,035.00            | 412.00            |
| Deferred Revenue                            | 8,452.08            |                   |
| Interest & Fees on Late Taxes               | 5,879.55            | 23,332.69         |
| <b>TOTAL DEBITS</b>                         | <b>8,585,258.84</b> | <b>487,777.71</b> |
| <b>CREDITS</b>                              | <b>LEVY 2012</b>    | <b>LEVY 2011</b>  |
| <b>Remitted to Treasurer:</b>               |                     |                   |
| Property Taxes                              | 8,025,194.71        | 298,065.64        |
| Land Use Change                             |                     |                   |
| Yield Taxes                                 | 552.06              |                   |
| Interest & Costs                            | 5,879.55            | 23,332.69         |
| Deferred Revenue                            | 8,452.08            |                   |
| Conversion to Lien                          |                     | 165,967.38        |
| <b>Abatements Made:</b>                     |                     |                   |
| Property taxes                              |                     | 412.00            |
| Land Use Change Tax                         |                     |                   |
| Overpayments                                | 9,035.00            |                   |
| <b>Uncollected Taxes End of Year</b>        |                     |                   |
| Property Taxes                              | 536,145.44          |                   |
| Land Use Change                             |                     |                   |
| Yield taxes                                 |                     |                   |
| <b>TOTAL CREDITS</b>                        | <b>8,585,258.84</b> | <b>487,777.71</b> |

*Continued next page*

**SUMMARY OF TAX LIEN ACCOUNTS**

| <b>DEBITS</b>                                   | <b>LEVY of<br/>2011</b> | <b>LEVY of<br/>2010</b> | <b>LEVY of<br/>2009</b> | <b>LEVY of<br/>2008</b> |
|-------------------------------------------------|-------------------------|-------------------------|-------------------------|-------------------------|
| Unredeemed Liens Balance at January 1, 2010     |                         | 115,470.87              | 67,805.85               | 34,420.93               |
| Liens Executed during Fiscal Year               | 177,003.32              |                         |                         |                         |
| Interest & Costs Collected After Lien Execution | 3,075.67                | 11,778.60               | 21,186.24               | 19,060.07               |
| Land Use Change Taxes                           |                         |                         |                         |                         |
| Yield Taxes                                     |                         |                         |                         |                         |
| <b>TOTAL DEBITS</b>                             | <b>180,078.99</b>       | <b>127,249.47</b>       | <b>88,992.09</b>        | <b>53,481.00</b>        |
| <b>CREDITS: Remitted to treasurer</b>           | <b>LEVY of<br/>2011</b> | <b>LEVY of<br/>2010</b> | <b>LEVY of<br/>2009</b> | <b>LEVY of<br/>2008</b> |
| Redemptions                                     | 47,303.89               | 26,925.92               | 31,246.82               | 34,422.52               |
| Interest & Costs Collected After Lien Execution | 3,075.67                | 11,778.60               | 21,186.24               | 19,060.07               |
| Land Use Change Tax                             |                         |                         |                         |                         |
| Liens deeded to the Town                        |                         |                         |                         |                         |
| Abatement of Unredeemed Liens                   | 21,162.63               |                         |                         |                         |
| Unredeemed <b>Lien Balance</b> End of Year      | <b>108,536.80</b>       | <b>88,544.95</b>        | <b>36,559.03</b>        | <b>(1.59)</b>           |
| <b>TOTAL CREDITS</b>                            | <b>180,078.99</b>       | <b>127,249.47</b>       | <b>88,992.09</b>        | <b>53,481.00</b>        |

*Mary Ann S. Hill, Tax Collector*



*Hampton Falls Depot 2012*

## EXPENDITURE REPORT

| Account                             | Budget            | Expenditures      | Unencumbered<br>Balance |
|-------------------------------------|-------------------|-------------------|-------------------------|
| 1-4130 Executive                    |                   |                   |                         |
| 1-4130-110 Full Time Positions      | 74,700.00         | 95,947.61         | (21,247.61)             |
| 1-4130-120 Part Time Positions      | 25,500.00         | 17,964.61         | 7,535.39                |
| 1-4130-130 Elected Officials        | 9,200.00          | 8,580.04          | 619.96                  |
| 1-4130-240 Tuition Reimbursements   | 250.00            | -                 | 250.00                  |
| 1-4130-370 Advertising              | -                 | 99.12             | (99.12)                 |
| 1-4130-550 Printing                 | 6,100.00          | 5,952.75          | 147.25                  |
| 1-4130-560 Dues & Subscriptions     | 2,450.00          | 2,281.54          | 168.46                  |
| 1-4130-670 Books & Periodicals      | 50.00             | 83.40             | (33.40)                 |
| 1-4130-810 Other Charges & Expenses | 50.00             | -                 | 50.00                   |
| 1-4130-830 Meetings/Conferences     | 700.00            | 830.52            | (130.52)                |
| 1-4130-840 Auto Reimbursement       | 550.00            | 490.08            | 59.92                   |
| 1-4130-850 Food & Meals             | -                 | 1,035.81          | (1,035.81)              |
| 1-4130-880 Other Miscellaneous      | 50.00             | 26.79             | 23.21                   |
| <b>TOTAL</b>                        | <b>119,600.00</b> | <b>133,292.27</b> | <b>(13,692.27)</b>      |
| <br>                                |                   |                   |                         |
| 1-4140 Election & Registration      |                   |                   |                         |
| 1-4140-120 Part Time Positions      | 15,300.00         | 12,523.30         | 2,776.70                |
| 1-4140-130 Elected Officials        | 38,000.00         | 33,224.80         | 4,775.20                |
| 1-4140-240 Tuition Reimbursements   | 150.00            | -                 | 150.00                  |
| 1-4140-305 Election Services        | 2,800.00          | 2,629.77          | 171.23                  |
| 1-4140-370 Advertising              | 100.00            | -                 | 100.00                  |
| 1-4140-390 Other Prof Serv          | 10,100.00         | 8,630.40          | 1,469.60                |
| 1-4140-550 Printing                 | 130.00            | -                 | 130.00                  |
| 1-4140-560 Dues & Subscriptions     | 55.00             | -                 | 55.00                   |
| 1-4140-610 Supplies - General       | 925.00            | 1,028.08          | (103.08)                |
| 1-4140-625 Postage                  | 500.00            | 433.12            | 66.88                   |
| 1-4140-670 Books & Periodicals      | 440.00            | 300.00            | 140.00                  |
| 1-4140-740 Machinery & Equipment    | 200.00            | -                 | 200.00                  |
| 1-4140-810 Other Charges & Expenses | 1,800.00          | 1,473.12          | 326.88                  |
| 1-4140-830 Meetings/Conferences     | 600.00            | 586.00            | 14.00                   |
| 1-4140-840 Auto Reimbursement       | 500.00            | 144.10            | 355.90                  |
| 1-4140-850 Food/Meals               | 900.00            | 839.49            | 60.51                   |
| <b>TOTAL</b>                        | <b>72,500.00</b>  | <b>61,812.18</b>  | <b>10,688.82</b>        |
| <br>                                |                   |                   |                         |
| 1-4150 Financial Administration     |                   |                   |                         |
| 1-4150-120 Part Time Positions      | 18,600.00         | 19,373.23         | (773.23)                |
| 1-4150-130 Elected Officials        | 24,400.00         | 24,406.96         | (6.96)                  |
| 1-4150-240 Tuition Reimbursement    | 300.00            | 245.00            | 55.00                   |
| 1-4150-301 Auditing Services        | 12,000.00         | 12,000.00         | -                       |
| 1-4150-312 Assessing                | 21,800.00         | 16,997.27         | 4,802.73                |
| 1-4150-338 BankService Charge - MM  | 200.00            | 44.28             | 155.72                  |
| 1-4150-341 Telephone                | 2,500.00          | 1,825.81          | 674.19                  |

|                                      |            |            |            |
|--------------------------------------|------------|------------|------------|
| 1-4150-342 Data Processing           | 8,500.00   | 7,760.17   | 739.83     |
| 1-4150-345 Internet                  | 1,700.00   | 1,437.29   | 262.71     |
| 1-4150-370 Advertising               | 150.00     | 572.38     | (422.38)   |
| 1-4150-390 Other Professional Serv.  | 2,400.00   | 3,662.74   | (1,262.74) |
| 1-4150-530 Equipment Rental (Shred)  | -          | 159.75     | (159.75)   |
| 1-4150-550 Printing                  | 500.00     | 477.38     | 22.62      |
| 1-4150-560 Dues & Subscriptions      | 150.00     | 60.00      | 90.00      |
| 1-4150-620 Office Supplies           | 2,700.00   | 2,689.62   | 10.38      |
| 1-4150-625 Postage                   | 3,600.00   | 3,644.00   | (44.00)    |
| 1-4150-630 Maintenance & Repair      | 100.00     | -          | 100.00     |
| 1-4150-740 Machinery & Equipment     | 400.00     | 6,607.50   | (6,207.50) |
| 1-4150-810 Other Charges & Expenses  | 50.00      | 51.50      | (1.50)     |
| 1-4150-830 Meetings/Conferences      | 700.00     | 50.00      | 650.00     |
| 1-4150-840 Auto Reimbursement        | 450.00     | 417.36     | 32.64      |
| 1-4150-850 Food/Meals                | 400.00     | 388.69     | 11.31      |
| TOTAL                                | 101,600.00 | 102,870.93 | (1,270.93) |
| 1-4153 Legal                         |            |            |            |
| 1-4153-320 Legal - General           | 6,500.00   | 7,669.82   | (1,169.82) |
| 1-4153-325 Legal - Planning Board    | 6,000.00   | 1,080.00   | 4,920.00   |
|                                      | 12,500.00  | 8,749.82   | 3,750.18   |
| 1-4155 Employee Benefits             |            |            |            |
| 1-4155-210 Group Ins - Health        | 145,700.00 | 131,282.33 | 14,417.67  |
| 1-4155-215 Group Insurance - Buyout  | 500.00     | 1,804.39   | (1,304.39) |
| 1-4155-219 Group Ins - Dental        | 8,400.00   | 6,546.43   | 1,853.57   |
| 1-4155-220 Social Security           | 44,000.00  | 42,410.34  | 1,589.66   |
| 1-4155-230 Retirement Contributions  | 84,700.00  | 83,205.54  | 1,494.46   |
| 1-4155-250 Unemployment Compensation | 2,900.00   | 3,149.39   | (249.39)   |
| 1-4155-260 Worker's Compensation     | 21,400.00  | 24,078.97  | (2,678.97) |
| 1-4155-270 Short/LongTermDisability  | 5,500.00   | 5,307.00   | 193.00     |
| 1-4155-280 Life & AD&D Insurance     | 1,400.00   | 1,099.20   | 300.80     |
| TOTAL                                | 314,500.00 | 298,883.59 | 15,616.41  |
| 1-4191 Planning & Zoning             |            |            |            |
| 1-4191-120 Part Time Positions       | 16,700.00  | 11,828.15  | 4,871.85   |
| 1-4191-310 Engineering               | 100.00     | -          | 100.00     |
| 1-4191-355 Photography               | 35.00      | -          | 35.00      |
| 1-4191-370 Advertising               | 1,550.00   | 746.72     | 803.28     |
| 1-4191-390 Other Professional Serv.  | 14,150.00  | 17,764.97  | (3,614.97) |
| 1-4191-550 Printing                  | 350.00     | 133.00     | 217.00     |
| 1-4191-560 Dues & Subscriptions      | 2,079.00   | 2,079.00   | -          |
| 1-4191-620 Office Supplies           | 386.00     | 49.19      | 336.81     |
| 1-4191-625 Postage                   | 1,450.00   | 1,625.00   | (175.00)   |
| 1-4191-670 Books & Periodicals       | 200.00     | 133.00     | 67.00      |
| 1-4191-685 Photography               | 30.00      | -          | 30.00      |

|                                 |           |           |          |
|---------------------------------|-----------|-----------|----------|
| 1-4191-690 Other Miscellaneous  | 20.00     | 12.45     | 7.55     |
| 1-4191-830 Meetings/Conferences | 350.00    | 35.00     | 315.00   |
| 1-4191-840 Auto Reimbursement   | 50.00     | -         | 50.00    |
| 1-4191-850 Food/Meals           | 150.00    | -         | 150.00   |
| TOTAL                           | 37,600.00 | 34,406.48 | 3,193.52 |

|                                      |           |           |            |
|--------------------------------------|-----------|-----------|------------|
| 1-4194 Government Buildings          |           |           |            |
| 1-4194-120 Part Time Positions       | 1,000.00  | 980.78    | 19.22      |
| 1-4194-360 Custodial Services        | 5,000.00  | 3,915.62  | 1,084.38   |
| 1-4194-390 Other Professional Serv.  | 1,900.00  | 3,908.85  | (2,008.85) |
| 1-4194-410 Electricity               | 9,000.00  | 10,478.54 | (1,478.54) |
| 1-4194-411 Fuel Oil/Propane - TH/PSB | 22,500.00 | 14,429.92 | 8,070.08   |
| 1-4194-412 Insect Pests - 45 Exeter* | 2,000.00  | 1,740.33  | 259.67     |
| 1-4194-430 Repairs & Maint.-Services | 7,300.00  | 10,876.46 | (3,576.46) |
| 1-4194-610 Supplies - General        | 250.00    | 192.04    | 57.96      |
| 1-4194-630 Maint. & Repair Supplies  | 500.00    | 1,578.13  | (1,078.13) |
| 1-4194-650 Groundskeeping            | 300.00    | -         | 300.00     |
| 1-4194-690 Other Miscellaneous       | 50.00     | 28.53     | 21.47      |
| 1-4194-740 Machinery & Equipment     | -         | 1,930.62  | (1,930.62) |
| 1-4194-850 Food/Meals                | 100.00    | -         | 100.00     |
| TOTAL                                | 49,900.00 | 50,059.82 | (159.82)   |

|                                      |          |          |          |
|--------------------------------------|----------|----------|----------|
| 1-4195 Cemeteries                    |          |          |          |
| 1-4195-120 Part Time Positions       | 400.00   | 386.35   | 13.65    |
| 1-4195-390 Other Professional Serv.  | 500.00   | 37.35    | 462.65   |
| 1-4195-410 Electricity               | 100.00   | 139.97   | (39.97)  |
| 1-4195-430 Repairs & Maint.-Services | 7,000.00 | 3,089.00 | 3,910.00 |
| 1-4195-630 Maint. & Repairs-Supplies | -        | 71.91    | (71.91)  |
| 1-4195-670 Books & Periodicals       | -        | 33.45    | (33.45)  |
| 1-4195-850 Food/Meals                | 200.00   | 57.07    | 142.93   |
| TOTAL                                | 8,200.00 | 3,815.10 | 4,383.90 |

|                                       |           |           |          |
|---------------------------------------|-----------|-----------|----------|
| 1-4196 Insurance                      |           |           |          |
| 1-4196-480 Property Insurance         | 13,900.00 | 13,829.00 | 71.00    |
| 1-4196-485 Uninsured Loss(Deductible) | 1,000.00  | -         | 1,000.00 |
| TOTAL                                 | 14,900.00 | 13,829.00 | 1,071.00 |

|                                     |          |   |          |
|-------------------------------------|----------|---|----------|
| 1-4199 Other General Government     |          |   |          |
| 1-4199-810 Other Charges & Expenses | 4,000.00 | - | 4,000.00 |
| TOTAL                               | 4,000.00 | - | 4,000.00 |

|                                      |            |            |            |
|--------------------------------------|------------|------------|------------|
| 1-4210 Police Department             |            |            |            |
| 1-4210-110 Full Time Positions       | 240,093.00 | 241,032.55 | (939.55)   |
| 1-4210-120 Part Time Positions       | 75,645.00  | 47,140.37  | 28,504.63  |
| 1-4210-130 Overtime                  | 13,816.00  | 16,890.13  | (3,074.13) |
| 1-4210-150 Other Comp(Vac/hol)buyout | 3,631.00   | 6,699.57   | (3,068.57) |
| 1-4210-341 Telephone                 | 5,665.00   | 4,836.77   | 828.23     |

|                                      |            |            |            |
|--------------------------------------|------------|------------|------------|
| 1-4210-355 Photo Laboratory          | 25.00      | -          | 25.00      |
| 1-4210-370 Advertising               | 150.00     | 326.48     | (176.48)   |
| 1-4210-390 Other Professional Serv.  | 8,900.00   | 8,304.15   | 595.85     |
| 1-4210-395 Prosecution Contract      | 1,200.00   | 1,199.70   | 0.30       |
| 1-4210-550 Printing                  | 550.00     | 180.00     | 370.00     |
| 1-4210-560 Dues & Subscriptions      | 1,050.00   | 655.00     | 395.00     |
| 1-4210-570 Car Washes                | 125.00     | 140.00     | (15.00)    |
| 1-4210-620 Office Supplies           | 1,200.00   | 821.06     | 378.94     |
| 1-4210-625 Postage                   | 500.00     | 402.92     | 97.08      |
| 1-4210-630 Maint. & Repairs-Supplies | 14,100.00  | 13,902.30  | 197.70     |
| 1-4210-635 Gasoline                  | 15,400.00  | 13,123.20  | 2,276.80   |
| 1-4210-665 Equipment/Supplies        | 300.00     | 94.99      | 205.01     |
| 1-4210-670 Books & Periodicals       | 650.00     | 328.53     | 321.47     |
| 1-4210-675 Software                  | 500.00     | -          | 500.00     |
| 1-4210-685 Photography               | 25.00      | -          | 25.00      |
| 1-4210-690 Other Miscellaneous       | 5,175.00   | 3,445.58   | 1,729.42   |
| 1-4210-740 Machinery & Equipment     | 3,088.00   | 3,368.60   | (280.60)   |
| 1-4210-810 Other Charges & Expenses  | 75.00      | -          | 75.00      |
| 1-4210-815 Investigative Services    | 400.00     | -          | 400.00     |
| 1-4210-820 Uniforms/Clothing         | 6,900.00   | 7,154.27   | (254.27)   |
| 1-4210-830 Meetings/Conferences      | 400.00     | -          | 400.00     |
| 1-4210-835 Training                  | 1,200.00   | 569.00     | 631.00     |
| 1-4210-840 Auto Reimbursement        | 225.00     | 17.70      | 207.30     |
| 1-4210-850 Food/Meals                | 300.00     | 260.60     | 39.40      |
| 1-4210-880 Other Miscellaneous       | 2,012.00   | 1,560.00   | 452.00     |
| TOTAL                                | 403,300.00 | 372,453.47 | 30,846.53  |
|                                      |            |            |            |
| 1-4215 Ambulance                     |            |            |            |
| 1-4215-110 Fulltime Positions        | 11,100.00  | 11,071.84  | 28.16      |
| 1-4215-120 Parttime Positions        | 19,000.00  | 19,441.13  | (441.13)   |
| 1-4215-125 VFD Training              | 9,300.00   | 11,030.57  | (1,730.57) |
| 1-4215-160 Medical Coordinator       | 400.00     | 400.00     | -          |
| 1-4215-341 Telephone                 | 250.00     | 318.38     | (68.38)    |
| 1-4215-390 Other Prof. Services      | 4,200.00   | 3,997.18   | 202.82     |
| 1-4215-430 Repairs & Maintenance     | 2,000.00   | 2,340.70   | (340.70)   |
| 1-4215-635 Gasoline                  | 2,000.00   | 1,736.24   | 263.76     |
| 1-4215-810 Other Charges             | 250.00     | -          | 250.00     |
| 1-4215-835 Training                  | 2,500.00   | 1,160.00   | 1,340.00   |
| 1-4215-870 Medical Supplies          | 1,500.00   | 2,399.34   | (899.34)   |
| TOTAL                                | 52,500.00  | 53,895.38  | (1,395.38) |
|                                      |            |            |            |
| 1-4220 Fire Department               |            |            |            |
| 1-4220-110 Full-Time Positions       | 44,300.00  | 44,287.10  | 12.90      |
| 1-4220-120 PT Positions - Fire Calls | 32,000.00  | 34,013.11  | (2,013.11) |
| 1-4220-125 VFD Training              | 10,000.00  | 17,674.96  | (7,674.96) |
| 1-4220-170 VFD Officers' Salaries    | 31,100.00  | 31,092.92  | 7.08       |
| 1-4220-341 Telephone                 | 3,300.00   | 2,782.68   | 517.32     |

|                                      |            |            |             |
|--------------------------------------|------------|------------|-------------|
| 1-4220-390 Other Prof Services       | 1,500.00   | 1,116.78   | 383.22      |
| 1-4220-430 Repairs & Maintenance     | 14,100.00  | 19,424.18  | (5,324.18)  |
| 1-4220-560 Dues & Subscriptions      | 25,575.00  | 24,709.47  | 865.53      |
| 1-4220-610 Supplies - General        | 750.00     | 944.41     | (194.41)    |
| 1-4220-630 Maint & Repair - Supplies | 100.00     | 53.75      | 46.25       |
| 1-4220-635 Gasoline                  | 2,000.00   | 1,895.57   | 104.43      |
| 1-4220-740 Machinery & Equipment     | 5,500.00   | 1,101.50   | 4,398.50    |
| 1-4220-810 Other Charges & Expenses  | 25.00      | -          | 25.00       |
| 1-4220-820 Uniforms & Clothing       | 6,000.00   | 8,885.23   | (2,885.23)  |
| 1-4220-830 Meetings/Conferences      | 50.00      | -          | 50.00       |
| 1-4220-835 Training                  | 1,700.00   | 1,670.00   | 30.00       |
| 1-4220-840 Mileage Reimbursement     | 1,000.00   | 1,173.28   | (173.28)    |
| TOTAL                                | 179,000.00 | 190,824.94 | (11,824.94) |

|                                     |           |           |            |
|-------------------------------------|-----------|-----------|------------|
| 1-4240 Building Inspection          |           |           |            |
| 1-4240-110 Full-time Positions      | 49,550.00 | 35,920.38 | 13,629.62  |
| 1-4240-120 Part Time Positions      | -         | 3,942.00  | (3,942.00) |
| 1-4240-240 Tuition Reimbursement    | 400.00    | 232.00    | 168.00     |
| 1-4240-341 Telephone                | -         | 64.17     | (64.17)    |
| 1-4240-390 Other Prof. Services     | 25.00     | 4,659.68  | (4,634.68) |
| 1-4240-550 Printing                 | 50.00     | -         | 50.00      |
| 1-4240-560 Dues & Subscriptions     | 300.00    | 212.00    | 88.00      |
| 1-4240-620 Office Supplies          | 50.00     | -         | 50.00      |
| 1-4240-670 Books & Periodicals      | 600.00    | 164.93    | 435.07     |
| 1-4240-750 Furniture & Fixtures     | -         | 129.99    | (129.99)   |
| 1-4240-810 Other Charges & Expenses | -         | 200.75    | (200.75)   |
| 1-4240-830 Meetings/Conferences     | 875.00    | -         | 875.00     |
| 1-4240-840 Auto Reimbursement       | 1,650.00  | 1,776.04  | (126.04)   |
|                                     | 53,500.00 | 47,301.94 | 6,198.06   |

|                                     |           |           |            |
|-------------------------------------|-----------|-----------|------------|
| 1-4290 Emergency Management         |           |           |            |
| 1-4290-370 Advertising              | -         | 99.12     | (99.12)    |
| 1-4290-390 Other Professional Serv. | 1,000.00  | 2,184.52  | (1,184.52) |
| 1-4290-620 Office Supplies          | 50.00     | -         | 50.00      |
| 1-4290-740 Machinery & Equipment    | 6,000.00  | 3,187.56  | 2,812.44   |
| 1-4290-810 Other Charges & Expenses | 100.00    | 530.03    | (430.03)   |
| 1-4290-830 Meetings/Conferences     | 50.00     | -         | 50.00      |
| 1-4290-835 Training                 | 7,500.00  | 3,770.00  | 3,730.00   |
| 1-4290-850 Food/Meals               | 500.00    | 473.94    | 26.06      |
| TOTAL                               | 15,200.00 | 10,245.17 | 4,954.83   |

|                                 |          |          |            |
|---------------------------------|----------|----------|------------|
| 1-4312 Highway Department       |          |          |            |
| 1-4312-310 Engineering          | 300.00   | -        | 300.00     |
| 1-4312-370 Advertising          | 400.00   | -        | 400.00     |
| 1-4312-390 Other Prof. Services | 2,100.00 | 1,750.00 | 350.00     |
| 1-4312-410 Electricity          | 700.00   | 462.20   | 237.80     |
| 1-4312-530 Rental of Equipment  | 500.00   | 6,405.60 | (5,905.60) |

|                                      |            |            |           |
|--------------------------------------|------------|------------|-----------|
| 1-4312-570 Other Purchased Services  | 199,060.00 | 165,118.59 | 33,941.41 |
| 1-4312-630 Maintenance & Repair      | 27,100.00  | 9,961.15   | 17,138.85 |
| 1-4312-690 Other Miscellaneous       | 100.00     | 12.58      | 87.42     |
| 1-4312-830 Meetings & Conferences    | 240.00     | -          | 240.00    |
| 1-4312-880 Other Miscellaneous       | 100.00     | -          | 100.00    |
| TOTAL                                | 230,600.00 | 183,710.12 | 46,889.88 |
|                                      |            |            |           |
| 1-4316 Street Lights                 |            |            |           |
| 1-4316-410 Electricity               | 3,500.00   | 3,391.54   | 108.46    |
| TOTAL                                | 3,500.00   | 3,391.54   | 108.46    |
|                                      |            |            |           |
| 1-4323 Solid Waste Collection        |            |            |           |
| 1-4323-365 Solid Waste-Recycling Ser | 122,800.00 | 113,315.08 | 9,484.92  |
| 1-4323-390 Other Prof Services       | 8,700.00   | 5,510.65   | 3,189.35  |
| 1-4323-530 Equipment Rental          | 200.00     | 168.20     | 31.80     |
| 1-4323-690 Other Miscellaneous       | 50.00      | 277.38     | (227.38)  |
| 1-4323-810 Other Charges & Expenses  | 150.00     | -          | 150.00    |
| 1-4323-850 Food                      | 100.00     | 66.93      | 33.07     |
| TOTAL                                | 132,000.00 | 119,338.24 | 12,661.76 |
|                                      |            |            |           |
| 1-4324 Solid Waste Disposal          |            |            |           |
| 1-4324-120 Part Time Positions       | 2,900.00   | 2,210.80   | 689.20    |
| 1-4324-390 Other Professional Serv.  | 500.00     | 705.00     | (205.00)  |
| 1-4324-430 Equipment                 | -          | 109.29     | (109.29)  |
| 1-4324-560 Dues & Subscriptions      | 2,700.00   | 2,509.08   | 190.92    |
| 1-4324-810 Other Charges & Expenses  | 61,900.00  | 52,802.05  | 9,097.95  |
| TOTAL                                | 68,000.00  | 58,336.22  | 9,663.78  |
|                                      |            |            |           |
| 1-4411 Health Department             |            |            |           |
| 1-4411-110 Full Time Positions       | 8,700.00   | 6,338.95   | 2,361.05  |
| 1-4411-120 Part Time Positions       | -          | 681.75     | (681.75)  |
| 1-4411-365 Perc Inspections          | 1,450.00   | 1,890.00   | (440.00)  |
| 1-4411-390 Other Prof Services       | -          | 500.00     | (500.00)  |
| 1-4411-560 Dues & Subscriptions      | 50.00      | 25.00      | 25.00     |
| 1-4411-830 Meetings/Conferences      | 50.00      | -          | 50.00     |
| 1-4411-880 Other Miscellaneous       | 150.00     | -          | 150.00    |
| TOTAL                                | 10,400.00  | 9,435.70   | 964.30    |
|                                      |            |            |           |
| 1-4413 Animal Control                |            |            |           |
| 1-4413-120 Parttime Positions        | 1,830.00   | 1,899.70   | (69.70)   |
| 1-4413-390 Other Prof. Services      | 100.00     | -          | 100.00    |
| 1-4413-670 Books & Periodicals       | 30.00      | -          | 30.00     |
| 1-4413-820 Uniforms & Clothing       | 40.00      | -          | 40.00     |
| 1-4413-840 Auto Reimbursement        | 600.00     | 423.32     | 176.68    |
| TOTAL                                | 2,600.00   | 2,323.02   | 276.98    |
|                                      |            |            |           |
| 1-4415 Health Agencies               |            |            |           |



|                                        |            |            |          |
|----------------------------------------|------------|------------|----------|
| 1-4415-220 Professional Services       | 22,600.00  | 21,600.00  | 1,000.00 |
| TOTAL                                  | 22,600.00  | 21,600.00  | 1,000.00 |
| 1-4442 Direct Assistance               |            |            |          |
| 1-4442-120 Parttime Positions          | 2,000.00   | 2,094.50   | (94.50)  |
| 1-4442-341 Telephone                   | 100.00     | -          | 100.00   |
| 1-4442-390 Other Professional Service  | 700.00     | -          | 700.00   |
| 1-4442-410 Electricity                 | 500.00     | -          | 500.00   |
| 1-4442-411 Heat and Oil/Gas            | 1,700.00   | 217.45     | 1,482.55 |
| 1-4442-440 Rentals & Leases            | 5,000.00   | 1,200.00   | 3,800.00 |
| 1-4442-560 Dues & Subscriptions        | 30.00      | -          | 30.00    |
| 1-4442-635 Gasoline                    | 500.00     | -          | 500.00   |
| 1-4442-830 Meetings/Conferences        | 50.00      | -          | 50.00    |
| 1-4442-850 Food & Meals                | 150.00     | -          | 150.00   |
| 1-4442-870 Medical                     | 170.00     | -          | 170.00   |
| 1-4442-880 Miscellaneous               | 100.00     | -          | 100.00   |
| TOTAL                                  | 11,000.00  | 3,511.95   | 7,488.05 |
| 1-4520 Parks & Recreation              |            |            |          |
| 1-4520-120 Part-time Positions         | -          | -          | -        |
| 1-4520-390 Other Prof Services         | 5,250.00   | 5,050.00   | 200.00   |
| 1-4520-410 Electricity                 | 900.00     | 848.49     | 51.51    |
| 1-4520-430 Repairs & Maintenance       | 8,900.00   | 8,715.55   | 184.45   |
| 1-4520-530 Equipment Rental            | 700.00     | 914.45     | (214.45) |
| 1-4520-610 Supplies                    | 250.00     | 179.97     | 70.03    |
| 1-4520-630 Maint & Repair-Supplies     | 2,500.00   | 2,777.50   | (277.50) |
| 1-4520-650 Groundskeeping              | 1,400.00   | 446.85     | 953.15   |
| 1-4520-810 Other Charges & Expenses    | 50.00      | -          | 50.00    |
| 1-4520-880 Other Miscellaneous         | 50.00      | -          | 50.00    |
| TOTAL                                  | 20,000.00  | 18,932.81  | 1,067.19 |
| 1-4550 Library                         |            |            |          |
| 1-4550-110 Full-time Positions         | 35,173.00  | 35,173.06  | (0.06)   |
| 1-4550-120 Part Time Positions         | 46,235.00  | 46,957.70  | (722.70) |
| 1-4550-190 Merit Pay                   | 2,000.00   | 2,000.00   | -        |
| 1-4550-210 Library - Health Ins.       | 18,725.00  | 17,881.58  | 843.42   |
| 1-4550-215 Library-BenefitStrategies   | 50.00      | 50.00      | -        |
| 1-4550-219 Library - Dental Ins.       | 752.00     | 751.93     | 0.07     |
| 1-4550-220 Library - Social Security   | 6,228.00   | 6,107.03   | 120.97   |
| 1-4550-230 Retirement Contrib-Libr     | 3,122.00   | 2,969.44   | 152.56   |
| 1-4550-250 Libr. Unemployment<br>Comp. | 100.00     | 100.00     | -        |
| 1-4550-260 Worker's Compensation       | 275.00     | 275.00     | -        |
| 1-4550-270 Library--ST/LT Disability   | 525.00     | 420.60     | 104.40   |
| 1-4550-280 Life/AD&D Insurance         | 101.00     | 100.80     | 0.20     |
| 1-4550-384 Library                     | 48,014.00  | 48,014.01  | (0.01)   |
| TOTAL                                  | 161,300.00 | 160,801.15 | 498.85   |

|                                  |                           |                     |                     |                   |
|----------------------------------|---------------------------|---------------------|---------------------|-------------------|
| 1-4583                           | Patriotic Purposes        |                     |                     |                   |
| 1-4583-390                       | Other Professional Serv.  | 500.00              | 512.66              | (12.66)           |
| TOTAL                            |                           | 500.00              | 512.66              | (12.66)           |
| 1-4611                           | Conservation Commission   |                     |                     |                   |
| 1-4611-120                       | Part-time Positions       | 2,500.00            | 597.25              | 1,902.75          |
| 1-4611-370                       | Advertising               | 50.00               | -                   | 50.00             |
| 1-4611-550                       | Printing                  | 100.00              | -                   | 100.00            |
| 1-4611-560                       | Dues & Subscriptions      | 250.00              | 235.00              | 15.00             |
| 1-4611-570                       | Other Purchased Services  | 250.00              | 980.00              | (730.00)          |
| 1-4611-610                       | General                   | 100.00              | -                   | 100.00            |
| 1-4611-625                       | Postage                   | 100.00              | 100.00              | -                 |
| 1-4611-670                       | Books & Periodicals       | 50.00               | -                   | 50.00             |
| 1-4611-730                       | Insect Traps&Bird Houses  | 800.00              | 828.06              | (28.06)           |
| 1-4611-830                       | Meetings/Conferences      | 200.00              | -                   | 200.00            |
| 1-4611-840                       | Auto Reimbursement        | 100.00              | -                   | 100.00            |
| 1-4611-880                       | Miscellaneous             | -                   | 40.72               | (40.72)           |
| TOTAL                            |                           | 4,500.00            | 2,781.03            | 1,718.97          |
| 1-4711                           | Bond Principal            |                     |                     |                   |
| 1-4711-980                       | Debt Service-Principal    | 185,000.00          | 185,000.00          | -                 |
| TOTAL                            |                           | 185,000.00          | 185,000.00          | -                 |
| 1-4721                           | Bond Interest             |                     |                     |                   |
| 1-4721-981                       | Debt Service - Interest   | 89,600.00           | 88,418.00           | 1,182.00          |
| TOTAL                            |                           | 89,600.00           | 88,418.00           | 1,182.00          |
| 1-4723                           | Tax Anticipation Notes    |                     |                     |                   |
| 1-4723-990                       | Misc. Fin. Uses-Int. Cost | 1,000.00            | -                   | 1,000.00          |
| TOTAL                            |                           | 1,000.00            | -                   | 1,000.00          |
| <b>TOTAL BUDGET EXPENDITURES</b> |                           | <b>2,379,400.00</b> | <b>2,242,771.61</b> | <b>136,628.39</b> |
| 1-4902                           | Cap.Outly-Mach,Veh, Equip |                     |                     |                   |
| 1-4902-740                       | Art 7/11 - Cruiser/Camera | 1,829.00            | 672.00              | 1,157.00          |
| 1-4902-742                       | Art 17/07 IMC Comp (PD)   | 43.00               | -                   | 43.00             |
| 1-4902-744                       | Art 5/10 Police Cruiser   | 1,986.00            | 672.00              | 1,314.00          |
| 1-4902-745                       | Art 21/12 Pagers(final)   | 9,000.00            | 145.00              | 8,855.00          |
| 1-4902-747                       | Art 18/11 - Ambulance     | 239.00              | -                   | 239.00            |
| 1-4902-749                       | Art 19/11 - Pagers        | 4,355.00            | 4,355.00            | -                 |
| TOTAL                            |                           | 17,452.00           | 5,844.00            | 11,608.00         |
| 1-4903                           | Cap. Outlay - Buildings   |                     |                     |                   |
| 1-4903-310                       | Art 9/06 Slates Town Hall | 2,146.00            | -                   | 2,146.00          |
| 1-4903-311                       | Art 14/12 Office Upgrade  | 1,500.00            | 450.00              | 1,050.00          |
| 1-4903-430                       | Art 12/07 Insulate Attic  | 772.00              | 772.00              | -                 |

|                                       |              |              |            |
|---------------------------------------|--------------|--------------|------------|
| TOTAL                                 | 4,418.00     | 1,222.00     | 3,196.00   |
| 1-4909 Cap.Outly-Other Improvmts      |              |              |            |
| 1-4909-353 Art 18/09 Restore Grave    | 4,400.00     | 413.15       | 3,986.85   |
| 1-4909-391 Art 23/12 Mosquito Control | 27,000.00    | 27,000.00    | -          |
| 1-4909-392 Art 21/11 Mosquito Cont    | 900.00       | -            | 900.00     |
| 1-4909-395 Art 8/04 Town Web Site     | 370.00       | -            | 370.00     |
| 1-4909-710 Art 11/12 Heritage Comm    | 1,300.00     | -            | 1,300.00   |
| 1-4909-730 Art 11/06 Cemetery Fence   | 1,736.00     | -            | 1,736.00   |
| 1-4909-890 Art 6/05 Road Reclaim      | 357.00       | -            | 357.00     |
| TOTAL                                 | 36,063.00    | 27,413.15    | 8,649.85   |
| 1-4916 Transfers to Trust Funds       |              |              |            |
| 1-4916-926 Art 12/12 Tercentenary CR  | 1,000.00     | 1,000.00     | -          |
| 1-4916-930 Art 15/12 TownHall CRF     | 20,000.00    | 20,000.00    | -          |
| 1-4916-960 Art 16/12 Old Libr CRF     | 5,000.00     | 5,000.00     | -          |
| 1-4916-961 Art 17/12 Police Veh CRF   | 19,000.00    | 19,000.00    | -          |
| 1-4916-962 Art 19/12 Mezzanine CRF    | 8,500.00     | 8,500.00     | -          |
| 1-4916-963 Art 20/12 Fire Truck CRF   | 25,000.00    | 25,000.00    | -          |
| 1-4916-964 Art 22/12 Hwy Maint CRF    | 55,000.00    | 55,000.00    | -          |
| 1-4916-965 Art 24/12 Libr Improv CRF  | 6,000.00     | 6,000.00     | -          |
| TOTAL                                 | 139,500.00   | 139,500.00   | -          |
|                                       | 2,576,833.00 | 2,416,750.76 | 160,082.24 |

\*unaudited/unadjusted

Town of Hampton Falls  
Report of Trust Funds & Capital Reserve Funds  
December 31, 2012

| Date of Creation            | Name of Trust Fund                                  | Purpose of Fund       | How Invested % | Principal Beginning Balance | New Funds Created | Cash Gain/Loss on Securities | Additions  | Withdrawals | Income                        |                           |                             |                            | End of Year Principal Balance | End of Year Income Balance | Income Expended During Year | End of Year Income Balance | Grand Total Principal & Income End of Year | Unrealized Gain/Loss | Market Value Principal & Income |
|-----------------------------|-----------------------------------------------------|-----------------------|----------------|-----------------------------|-------------------|------------------------------|------------|-------------|-------------------------------|---------------------------|-----------------------------|----------------------------|-------------------------------|----------------------------|-----------------------------|----------------------------|--------------------------------------------|----------------------|---------------------------------|
|                             |                                                     |                       |                |                             |                   |                              |            |             | Beginning Year Income Balance | Income Earned During Year | Income Expended During Year | End of Year Income Balance |                               |                            |                             |                            |                                            |                      |                                 |
| 1                           | 1/6/1928 Mary Pickering Harris<br>Gettitude & Peley | Lot                   | Van 1          | \$200.00                    |                   | \$9.84                       |            |             | \$208.84                      | \$2,546.56                | \$89.00                     | (\$10.00)                  | \$2,637.56                    | \$2,847.43                 | \$277.74                    | \$3,125.17                 |                                            |                      |                                 |
| 2                           | 11/27/1931<br>Sanborn                               | Lot                   | Van 1          | \$200.00                    |                   | \$9.84                       |            |             | \$208.84                      | \$87.94                   | \$21.54                     | (\$10.00)                  | \$409.48                      | \$619.32                   | \$60.54                     | \$679.87                   |                                            |                      |                                 |
| 3                           | 5/14/1933 Oliver Fleming                            | Lot                   | Van 1          | \$200.00                    |                   | \$9.84                       |            |             | \$208.84                      | (\$18.89)                 | \$9.52                      | (\$12.39)                  | \$197.49                      | \$197.49                   | \$8.45                      | \$205.94                   |                                            |                      |                                 |
| 4                           | 5/19/1933 Oliver Fleming                            | Lot                   | Van 1          | \$200.00                    |                   | \$9.84                       |            |             | \$208.84                      | (\$18.89)                 | \$9.52                      | (\$12.39)                  | \$197.49                      | \$197.49                   | \$8.45                      | \$205.94                   |                                            |                      |                                 |
| 5                           | 12/16/1934 May Wakeman                              | Lot                   | Van 1          | \$150.00                    |                   | \$7.38                       |            |             | \$157.38                      | (\$19.89)                 | \$4.69                      | \$0.00                     | \$137.49                      | \$142.19                   | \$7.76                      | \$147.95                   |                                            |                      |                                 |
| 6                           | 1/27/1942 Miriam Andrews                            | Lot                   | Van 1          | \$500.00                    |                   | \$24.61                      |            |             | \$524.61                      | \$2,693.51                | \$112.87                    | (\$10.00)                  | \$2,796.38                    | \$3,280.89                 | \$301.85                    | \$3,582.84                 |                                            |                      |                                 |
| 7                           | 1/27/1942 William Cockrane                          | Lot                   | Van 1          | \$200.00                    |                   | \$9.84                       |            |             | \$208.84                      | \$124.20                  | \$11.68                     | (\$10.00)                  | \$186.69                      | \$396.54                   | \$38.83                     | \$435.36                   |                                            |                      |                                 |
| 8                           | 12/13/1947 Annie E. Crane                           | Lot                   | Van 1          | \$200.00                    |                   | \$9.84                       |            |             | \$208.84                      | \$182.80                  | \$13.79                     | (\$10.00)                  | \$186.69                      | \$396.54                   | \$38.83                     | \$435.36                   |                                            |                      |                                 |
| 9                           | 7/13/1949 Alice E. Brown                            | Lot                   | Van 1          | \$500.00                    |                   | \$24.61                      |            |             | \$524.61                      | \$4,283.33                | \$172.85                    | (\$10.00)                  | \$4,256.18                    | \$4,959.99                 | \$469.48                    | \$5,450.08                 |                                            |                      |                                 |
| 10                          | 5/25/1968 Whitler                                   | Lot                   | Van 1          | \$300.00                    |                   | \$14.77                      |            |             | \$314.77                      | \$633.84                  | \$33.64                     | (\$10.00)                  | \$657.48                      | \$972.24                   | \$89.55                     | \$1,061.79                 |                                            |                      |                                 |
| 11                          | 9/15/1968 Sanborn                                   | Lot                   | Van 1          | \$200.00                    |                   | \$9.84                       |            |             | \$208.84                      | \$4.50                    | \$7.37                      | (\$10.00)                  | \$1.87                        | \$211.71                   | \$20.81                     | \$232.52                   |                                            |                      |                                 |
| 12                          | 9/2/1968 Herbert M. Green                           | Lot                   | Van 1          | \$300.00                    |                   | \$14.77                      |            |             | \$314.77                      | \$1,010.46                | \$47.20                     | (\$10.00)                  | \$1,047.68                    | \$1,362.45                 | \$127.58                    | \$1,490.03                 |                                            |                      |                                 |
| 13                          | 5/2/1960 Bertram T. Janvin                          | Lot                   | Van 1          | \$200.00                    |                   | \$9.84                       |            |             | \$208.84                      | \$15.09                   | \$11.35                     | (\$10.00)                  | \$16.44                       | \$326.28                   | \$31.98                     | \$358.26                   |                                            |                      |                                 |
| 14                          | 8/28/1960 Austin D. Frost                           | Lot                   | Van 1          | \$300.00                    |                   | \$14.77                      |            |             | \$314.77                      | \$973.40                  | \$46.87                     | (\$10.00)                  | \$1,009.27                    | \$1,324.03                 | \$123.84                    | \$1,447.87                 |                                            |                      |                                 |
| 15                          | 10/14/1963 Chertisa D. Walker                       | Lot                   | Van 1          | \$250.00                    |                   | \$12.30                      |            |             | \$262.30                      | \$236.47                  | \$17.52                     | (\$10.00)                  | \$243.99                      | \$506.30                   | \$48.83                     | \$555.12                   |                                            |                      |                                 |
| 16                          | 8/7/1967 Jillian Janvin                             | Lot                   | Van 1          | \$200.00                    |                   | \$9.84                       |            |             | \$208.84                      | (\$18.87)                 | \$9.52                      | (\$12.35)                  | \$197.50                      | \$197.50                   | \$8.45                      | \$205.95                   |                                            |                      |                                 |
| 17                          | 7/14/1969 Sherman                                   | Lot                   | Van 1          | \$200.00                    |                   | \$9.84                       |            |             | \$208.84                      | \$5.38                    | \$7.40                      | (\$10.00)                  | \$2.78                        | \$212.62                   | \$20.90                     | \$233.52                   |                                            |                      |                                 |
| 18                          | 4/3/1972 Thomslette                                 | Lot                   | Van 1          | \$200.00                    |                   | \$9.84                       |            |             | \$208.84                      | (\$20.90)                 | \$2.85                      | \$0.00                     | (\$18.05)                     | \$86.87                    | \$3.07                      | \$89.84                    |                                            |                      |                                 |
| 19                          | 5/5/1975 Charles C. Grove                           | Lot                   | Van 1          | \$100.00                    |                   | \$4.92                       |            |             | \$104.92                      | \$20.94                   | \$6.52                      | (\$10.00)                  | \$12.35                       | \$197.50                   | \$8.45                      | \$205.95                   |                                            |                      |                                 |
| 20                          | 7/28/1969 Parsons                                   | Lot                   | Van 1          | \$200.00                    |                   | \$9.84                       |            |             | \$208.84                      | \$29.24                   | \$8.28                      | (\$10.00)                  | \$27.50                       | \$237.34                   | \$23.31                     | \$260.65                   |                                            |                      |                                 |
| 21                          | 8/11/1975 Eleanor M. Millburn                       | Lot                   | Van 1          | \$200.00                    |                   | \$9.84                       |            |             | \$208.84                      | \$155.18                  | \$16.40                     | (\$10.00)                  | \$161.58                      | \$476.34                   | \$41.20                     | \$517.55                   |                                            |                      |                                 |
| 22                          | 7/16/1976 Mary Jenkins                              | Lot                   | Van 1          | \$300.00                    |                   | \$14.77                      |            |             | \$314.77                      | (\$18.87)                 | \$6.52                      | (\$12.35)                  | \$197.50                      | \$197.50                   | \$8.45                      | \$205.95                   |                                            |                      |                                 |
| 23                          | 2/16/1980 Toppan & Sawage                           | Lot                   | Van 1          | \$200.00                    |                   | \$9.84                       |            |             | \$208.84                      | \$194.40                  | \$46.62                     | (\$10.00)                  | \$83.02                       | \$1,395.83                 | \$116.12                    | \$1,471.75                 |                                            |                      |                                 |
| 24                          | 2/12/1980 Florence Batchelder                       | Lot                   | Van 1          | \$500.00                    |                   | \$24.61                      |            |             | \$524.61                      | \$98.70                   | \$14.36                     | (\$10.00)                  | \$103.06                      | \$417.63                   | \$35.50                     | \$453.33                   |                                            |                      |                                 |
| 25                          | 1/13/1980 Edward Gough                              | Lot                   | Van 1          | \$300.00                    |                   | \$14.77                      |            |             | \$314.77                      | \$52.59                   | \$19.80                     | (\$10.00)                  | \$62.48                       | \$657.10                   | \$41.20                     | \$698.30                   |                                            |                      |                                 |
| 26                          | 3/10/1988 Ira Pevear                                | Lot                   | Van 1          | \$500.00                    |                   | \$24.61                      |            |             | \$524.61                      | \$147.33                  | \$16.11                     | (\$10.00)                  | \$153.44                      | \$468.21                   | \$40.41                     | \$508.62                   |                                            |                      |                                 |
| 27                          | 3/26/1988 Oliver Akerman                            | Lot                   | Van 1          | \$300.00                    |                   | \$14.77                      |            |             | \$314.77                      | \$7,449.45                | \$770.22                    | (\$190.00)                 | \$14,863.35                   | \$22,312.80                | \$2,000.10                  | \$24,312.90                |                                            |                      |                                 |
| Total Perpetual Care Funds  |                                                     |                       |                |                             | \$7,100.00        | \$349.45                     |            |             | \$7,449.45                    | \$14,283.13               | \$770.22                    | (\$190.00)                 | \$14,863.35                   | \$22,312.80                | \$2,000.10                  | \$24,312.90                |                                            |                      |                                 |
| Cemetery Trust Funds        |                                                     |                       |                |                             |                   |                              |            |             |                               |                           |                             |                            |                               |                            |                             |                            |                                            |                      |                                 |
| 43                          | 1/11/2010 West View Cemetery<br>Trust Fund          | West View Cem. Maint. | Van 1          | \$79,042.77                 |                   | \$1,557.77                   |            |             | \$80,600.54                   | \$1,764.43                | \$2,903.80                  | (\$3,558.93)               | \$1,109.40                    | \$81,709.84                | \$7,324.77                  | \$89,034.71                |                                            |                      |                                 |
| Library Trust Funds         |                                                     |                       |                |                             |                   |                              |            |             |                               |                           |                             |                            |                               |                            |                             |                            |                                            |                      |                                 |
| 37                          | 5/16/1933 Oliver Fleming                            | Books                 | Van 1          | \$2,500.00                  |                   | \$39.81                      |            |             | \$2,539.81                    | \$57.64                   | \$92.21                     | \$0.00                     | \$149.85                      | \$2,689.66                 | \$237.08                    | \$2,927.52                 |                                            |                      |                                 |
| 38                          | 5/19/1933 Oliver Fleming                            | Books                 | Van 1          | \$2,500.00                  |                   | \$39.81                      |            |             | \$2,539.81                    | \$57.64                   | \$92.21                     | \$0.00                     | \$149.85                      | \$2,689.66                 | \$237.08                    | \$2,927.52                 |                                            |                      |                                 |
| 39                          | 12/6/1933 George Clifford Healey                    | Books                 | Van 1          | \$5,000.00                  |                   | \$86.88                      |            |             | \$5,086.88                    | \$499.45                  | \$201.19                    | \$0.00                     | \$700.64                      | \$5,886.43                 | \$518.96                    | \$6,405.39                 |                                            |                      |                                 |
| 40                          | 10/16/1972 Rosemary Bonin<br>Tim & Annette          | Books                 | Van 1          | \$500.00                    |                   | \$10.61                      |            |             | \$510.61                      | \$71.67                   | \$24.57                     | \$0.00                     | \$96.24                       | \$716.54                   | \$63.37                     | \$779.91                   |                                            |                      |                                 |
| 41                          | 3/15/2002 Cemetery<br>Trust Fund                    | Books                 | Van 1          | \$2,259.70                  |                   | \$38.42                      |            |             | \$2,298.12                    | \$208.73                  | \$88.99                     | \$0.00                     | \$297.72                      | \$2,595.85                 | \$228.56                    | \$2,824.41                 |                                            |                      |                                 |
| Total Endowed Library Funds |                                                     |                       |                |                             | \$12,950.33       | \$215.52                     |            |             | \$13,165.85                   | \$895.13                  | \$498.16                    | \$0.00                     | \$1,384.28                    | \$14,560.14                | \$1,287.60                  | \$15,847.75                |                                            |                      |                                 |
| Total Trust Funds           |                                                     |                       |                |                             | \$99,093.10       | \$0.00                       | \$2,122.73 | \$0.00      | \$101,215.83                  | \$4,173.29                | \$17,367.05                 | (\$3,748.93)               | \$17,367.05                   | \$118,562.86               | \$10,912.47                 | \$129,475.33               |                                            |                      |                                 |

2005 SERIES B NON GUARANTEED - AFTER 2010 SERIES A REFUNDING

20 YEAR DEBT SCHEDULE FOR



TOWN OF HAMPTON FALLS

|                               |          |                                   |                           |                |
|-------------------------------|----------|-----------------------------------|---------------------------|----------------|
| DATE PREPARED:                | 08/27/10 | NEW HAMPSHIRE MUNICIPAL BOND BANK | Amount of Loan to be Paid | \$3,036,970.00 |
| BONDS DATED:                  | 08/15/05 |                                   | Premium                   | \$152,030.00   |
| INTEREST START DATE: 204 days | 07/21/05 |                                   | Total Received            | \$3,189,000.00 |
| FIRST INTEREST PAYMENT:       | 02/15/06 |                                   |                           |                |
| NET INTEREST COST:            | 3.8600%  |                                   |                           |                |

| DEBT YEAR | PERIOD ENDING | PRINCIPAL OUTSTANDING | PRINCIPAL      | RATE   | INTEREST       | Less 2010A Refunding | TOTAL PAYMENT  | CALENDAR YEAR TOTAL PAYMENT |
|-----------|---------------|-----------------------|----------------|--------|----------------|----------------------|----------------|-----------------------------|
|           | 02/15/06      |                       |                |        | \$81,089.32    |                      | \$81,089.32    |                             |
| 1         | 08/15/06      | \$3,036,970.00        | \$181,970.00   | 4.000% | 71,549.40      |                      | 253,519.40     | \$334,608.72                |
|           | 02/15/07      |                       |                |        | 67,910.00      |                      | 67,910.00      |                             |
| 2         | 08/15/07      | 2,855,000.00          | 185,000.00     | 5.000% | 67,910.00      |                      | 252,910.00     | 320,820.00                  |
|           | 02/15/08      |                       |                |        | 63,285.00      |                      | 63,285.00      |                             |
| 3         | 08/15/08      | 2,670,000.00          | 185,000.00     | 5.000% | 63,285.00      |                      | 248,285.00     | 311,570.00                  |
|           | 02/15/09      |                       |                |        | 58,660.00      |                      | 58,660.00      |                             |
| 4         | 08/15/09      | 2,485,000.00          | 185,000.00     | 5.000% | 58,660.00      |                      | 243,660.00     | 302,320.00                  |
|           | 02/15/10      |                       |                |        | 54,035.00      |                      | 54,035.00      |                             |
| 5         | 08/15/10      | 2,300,000.00          | 185,000.00     | 5.000% | 54,035.00      |                      | 239,035.00     | 299,070.00                  |
|           | 02/15/11      |                       |                |        | 49,410.00      |                      | 49,410.00      |                             |
| 6         | 08/15/11      | 2,115,000.00          | 185,000.00     | 5.000% | 49,410.00      | (1,152.00)           | 233,258.00     | 282,668.00                  |
|           | 02/15/12      |                       |                |        | 44,785.00      |                      | 44,785.00      |                             |
| 7         | 08/15/12      | 1,930,000.00          | 185,000.00     | 5.000% | 44,785.00      | (1,152.00)           | 228,633.00     | 273,418.00                  |
|           | 02/15/13      |                       |                |        | 40,160.00      |                      | 40,160.00      |                             |
| 8         | 08/15/13      | 1,745,000.00          | 185,000.00     | 5.000% | 40,160.00      | (1,152.00)           | 224,008.00     | 264,168.00                  |
|           | 02/15/14      |                       |                |        | 35,535.00      |                      | 35,535.00      |                             |
| 9         | 08/15/14      | 1,560,000.00          | 180,000.00     | 5.000% | 35,535.00      | (1,152.00)           | 214,383.00     | 249,918.00                  |
|           | 02/15/15      |                       |                |        | 31,035.00      |                      | 31,035.00      |                             |
| 10        | 08/15/15      | 1,380,000.00          | 180,000.00     | 5.000% | 31,035.00      | (1,152.00)           | 209,883.00     | 240,918.00                  |
|           | 02/15/16      |                       |                |        | 26,535.00      |                      | 26,535.00      |                             |
| 11        | 08/15/16      | 1,200,000.00          | 120,000.00     | 5.000% | 26,535.00      | (1,152.00)           | 145,383.00     | 171,918.00                  |
|           | 02/15/17      |                       |                |        | 23,535.00      |                      | 23,535.00      |                             |
| 12        | 08/15/17      | 1,080,000.00          | 120,000.00     | 5.000% | 23,535.00      | (1,152.00)           | 142,383.00     | 165,918.00                  |
|           | 02/15/18      |                       |                |        | 20,535.00      |                      | 20,535.00      |                             |
| 13        | 08/15/18      | 960,000.00            | 120,000.00     | 4.100% | 20,535.00      |                      | 140,535.00     | 161,070.00                  |
|           | 02/15/19      |                       |                |        | 18,075.00      |                      | 18,075.00      |                             |
| 14        | 08/15/19      | 840,000.00            | 120,000.00     | 4.125% | 18,075.00      |                      | 138,075.00     | 156,150.00                  |
|           | 02/15/20      |                       |                |        | 15,600.00      |                      | 15,600.00      |                             |
| 15        | 08/15/20      | 720,000.00            | 120,000.00     | 4.200% | 15,600.00      |                      | 135,600.00     | 151,200.00                  |
|           | 02/15/21      |                       |                |        | 13,080.00      |                      | 13,080.00      |                             |
| 16        | 08/15/21      | 600,000.00            | 120,000.00     | 4.250% | 13,080.00      |                      | 133,080.00     | 146,160.00                  |
|           | 02/15/22      |                       |                |        | 10,530.00      |                      | 10,530.00      |                             |
| 17        | 08/15/22      | 480,000.00            | 120,000.00     | 4.300% | 10,530.00      |                      | 130,530.00     | 141,060.00                  |
|           | 02/15/23      |                       |                |        | 7,950.00       |                      | 7,950.00       |                             |
| 18        | 08/15/23      | 360,000.00            | 120,000.00     | 4.375% | 7,950.00       |                      | 127,950.00     | 135,900.00                  |
|           | 02/15/24      |                       |                |        | 5,325.00       |                      | 5,325.00       |                             |
| 19        | 08/15/24      | 240,000.00            | 120,000.00     | 4.375% | 5,325.00       |                      | 125,325.00     | 130,650.00                  |
|           | 02/15/25      |                       |                |        | 2,700.00       |                      | 2,700.00       |                             |
| 20        | 08/15/25      | 120,000.00            | 120,000.00     | 4.500% | 2,700.00       |                      | 122,700.00     | 125,400.00                  |
| TOTALS    |               |                       | \$3,036,970.00 |        | \$1,329,998.72 | (\$8,064.00)         | \$4,358,904.72 | \$4,358,904.72              |

## EMPLOYEE WAGES

| Name                   | Position                          | Wages     |
|------------------------|-----------------------------------|-----------|
| Africano, Nicholas     | Fire Department                   | 225.73    |
| Allen, Sharada         | Police Department Secretary       | 20,514.49 |
| Anderson, Jr. Laurance | Fire Department/Detail            | 17,119.15 |
| Anderson, Shane        | Fire Department                   | 2,154.12  |
| Bateman, Shane         | Fire Department                   | 1,910.95  |
| Bellen, Stacey         | Summer Program Director           | 2,104.78  |
| Benoit, Sueanne        | Welfare Officer                   | 1,487.00  |
| Bowers, Emily          | Conservation Commission Secretary | 526.29    |
| Boynton, Thomas        | Lieutenant                        | 52,489.35 |
| Brillard, Matthew      | Fire Department                   | 2,908.38  |
| Buchanan, Scott        | Fire Department                   | 1,833.40  |
| Burns, Roberta         | Assistant Moderator               | 547.22    |
| Cain, Scott            | Part-Time Police Officer          | 1,656.43  |
| Calder, Diana          | Assessor                          | 7,583.41  |
| Calderwood, Daniel     | Fire Department/Detail            | 787.50    |
| Christie, Andrew       | Supervisor of Checklist           | 338.98    |
| Croteau, Kathleen      | Secretary to PB/ZBA/BI/AA         | 1,972.95  |
| Davies, Russell        | Fire Department                   | 5,065.25  |
| Defeo, Mark            | Fire Department                   | 1,298.21  |
| Deveney, Joan          | Library Substitute                | 4,440.66  |
| Dirsa, Robbie          | Police Chief                      | 52,999.06 |
| Dittami, Alexander     | Moderator                         | 141.52    |
| Fallon, Adam           | Fire Department                   | 2,213.86  |
| Fournier, Jarlath      | Deputy Town Clerk                 | 5,202.29  |
| Fowler, Jessica        | Bookkeeper                        | 1,364.27  |
| Fowler, Peter          | Police Detective                  | 39,009.46 |
| Garrant, Alexis        | Fire Department                   | 1,892.37  |
| Garrant, Robert        | Fire Department                   | 1,699.97  |
| Ghershi, Alex          | Fire Department                   | 1,255.02  |
| Gillick, Dennis        | Fire Department/Detail            | 1,558.52  |
| Graham, Charles        | Selectman                         | 2,380.27  |
| Haskell, Judith        | Librarian                         | 26,287.82 |
| Hastings, Maureen      | Supervisor of Checklist           | 1,315.24  |
| Haughton, John         | Fire Department                   | 2,944.30  |
| Hill, Mary Ann         | Tax Collector                     | 15,610.73 |
| Hubbard, Henry         | Fire Department                   | 3,268.78  |
| Hudson, Bobby          | Fire Department                   | 4,423.85  |
| Jautaikis, Melissa     | Fire Department                   | 2,381.04  |
| Jautaikis, Steven      | Fire Department                   | 2,078.75  |
| Jones, Martha          | Library                           | 9,202.82  |
| Kasprzak, Maryann      | Selectman                         | 2,424.78  |
| Kelley, Kevin          | Building Inspector/CEO            | 28,678.42 |
| Keeefe, Timothy        | Fire Department                   | 2,344.05  |
| Kent, Brian            | Fire Department                   | 4,986.28  |
| Knowles, Debra         | Bookkeeper                        | 1,919.70  |
| Knowles, Holly         | Town Clerk                        | 19,220.78 |
| Lamontagne, Daniel     | Fire Department                   | 5,586.56  |
| Lister, Joseph         | Part-Time Police Officer          | 10,569.49 |
| Lord, Jay              | Fire Chief                        | 36,910.25 |
| McDermott, Richard     | Selectman                         | 2,377.78  |
| McEachern III, John    | ACO/Fire Department               | 24,238.64 |

|                      |                                |           |
|----------------------|--------------------------------|-----------|
| Michael, Paul        | Dump Attendant/Fire Department | 5,152.21  |
| Miner, Matthew       | Fire Department                | 2,319.32  |
| Miner, Patrick       | Fire Department                | 3,921.93  |
| Moulton, Walter      | Fire Department                | 2,453.77  |
| Mounsey, John        | Part-Time Police Officer       | 4,028.37  |
| O'Donnell, Marjorie  | Library                        | 800.78    |
| Preston, Bruce       | Part-Time Police Officer       | 4,339.78  |
| Queenan, Michael     | Summer Program Director        | 1,643.92  |
| Rathman, Brian       | Police Patrolman               | 41,470.66 |
| Regan, Robert        | Fire Department                | 5,279.55  |
| Riordan, Elizabeth   | Treasurer                      | 5,836.64  |
| Ruest, Lori          | Administrative Assistant       | 33,779.94 |
| Sabatini, Karen      | Town Clerk Assistant           | 6,547.58  |
| Sanborn, Carol       | Assistant Librarian            | 24,463.00 |
| Sanders, Scott       | Part-Time Police Officer       | 5,201.37  |
| Schleppy, Francesa   | Library                        | 1,343.61  |
| Sheets, Bonnie       | Library                        | 84.62     |
| Sikorski, Mark       | Building Inspector             | 3,422.64  |
| Small, Eric N.       | Town Administrator             | 51,381.82 |
| Stan, Lillian        | Supervisor of Checklist        | 550.85    |
| Swain, Georgianna    | Cemetery Sexton                | 364.53    |
| Tanguay, Sheila      | Library                        | 2,190.69  |
| Tatarinowicz, Eric   | Fire Department                | 1,906.20  |
| Thompson, Mark       | Fire Department                | 1,508.64  |
| Tonry, Abigail       | Tax Collector Assistant        | 3,426.96  |
| True, Jonathan       | Fire Department                | 7,557.42  |
| Trueman, Christopher | Fire Department/Detail         | 2,895.79  |
| Weinhold, Charles    | Fire Department                | 2,472.34  |

**TOTAL PAYROLL**

**669,977.41**

*Jessica Fowler, Bookkeeper*

**SCHOOL REPORTS**  
**for the**  
**SCHOOL DISTRICT**  
**of**  
**HAMPTON FALLS**  
**2012-2013**



# **SCHOOL DISTRICT OFFICERS**

## **SCHOOL BOARD**

|                                  |                   |
|----------------------------------|-------------------|
| Robin Moyer Ratigan, Chairperson | Term Expires 2015 |
| Thomas Baker                     | Term Expires 2013 |
| Ellen Christo                    | Term Expires 2013 |
| Wayne Skoglund                   | Term Expires 2015 |
| James Stevens                    | Term Expires 2013 |

## **SUPERINTENDENT OF SCHOOLS**

Robert M. Sullivan, Ed.D.

## **ASSISTANT SUPERINTENDENT**

Barbara A. Hopkins, B.A., M.Ed., C.A.G.S.

## **BUSINESS ADMINISTRATOR**

William A. Hickey III, MBA

## **PRINCIPAL**

Mark W. Deblois, B.S., M.Ed.

## **MODERATOR**

Bobbie Burns

## **CLERK**

Maureen Hastings

## **TREASURER**

Karen Ayers

## **AUDITORS**

Plodzick and Sanderson  
Concord, New Hampshire

**Hampton Falls Deliberative Session  
February 9, 2012**

|                                             |                                                                                                                               |
|---------------------------------------------|-------------------------------------------------------------------------------------------------------------------------------|
| <b><u>School District Moderator:</u></b>    | Roberta Burns                                                                                                                 |
| <b><u>School District Clerk:</u></b>        | Maureen Hastings                                                                                                              |
| <b><u>School Board Members present:</u></b> | R. Moyer Ratigan; Chair, T. Baker, W. Skoglund and S. Smylie. (E. Christo was absent).                                        |
| <b><u>Administration present:</u></b>       | R. Sullivan, Ed.D; Superintendent, B. Hickey; Business Administrator, N. Tuttle; Business Manager, and M. DeBlois; Principal. |
| <b><u>Legal Counsel:</u></b>                | Robert Cassassa                                                                                                               |

**Call to Order**

The Moderator called the Deliberative Session of the Hampton Falls School District to order at 7:00 p.m.

**Pledge of Allegiance**

The Moderator invited Lizzie Baker; Co-President of the Student Council and Jessica Mayes; Secretary to the Student Council, to lead the Pledge of Allegiance.

The moderator welcomed the audience, and introduced herself and the District Clerk, School Board, SAU Administration, LAS Administration and Assistant Moderator; T. Samway to the audience. The Supervisors were in attendance – Andrew Christie, Lyn Stan and Maureen Hastings.

The Warrants for this meeting have been properly posted and signed. This is a meeting of the School District and is known as an SB2 meeting, which means that this district has adopted a system “whereby all matters coming before the legislative body are given their final vote by means of the official ballot.” The purpose of tonight’s meeting is for the transaction of all business other than voting by official ballot. This first session consists of explanation, discussion, and debate of each warrant article. Amendments to articles will be voted on at this meeting. We will not vote on the articles themselves. At the conclusion of debate on each article, the article will be placed on the official ballot.

The Moderator acknowledged and thanked Richard Oster and Alan Lajoie for setting up the Gymnasium for the meeting.

**Rules of the meeting:**

- All speakers must first be recognized by the Moderator and should address all remarks to the Moderator.
- When speaking, please approach the microphone. Please clearly state your name for the Clerk to record. If a microphone is needed, please raise your hand.
- Try to be brief and stay on the subject being discussed. Discussions will be limited to one amendment at a time.
- The Moderator will request that any lengthy motions be submitted in writing to ensure that it is correct.
- Any motion to reconsider or restrict reconsideration must be made in a timely fashion. Any ruling by the Moderator can be overturned by a majority vote.
- The Moderator reminded the audience that it is their meeting. If there is something they wish to accomplish here but are uncertain as to how to proceed, please ask. If there is something that is not clear to them, please ask.
- The Moderator’s role is to ensure that everyone who wishes to speak gets to do so and to keep the meeting moving in an orderly fashion.

The Moderator introduced and read **Article 1.**

**Hampton Falls Deliberative Session  
February 9, 2012**

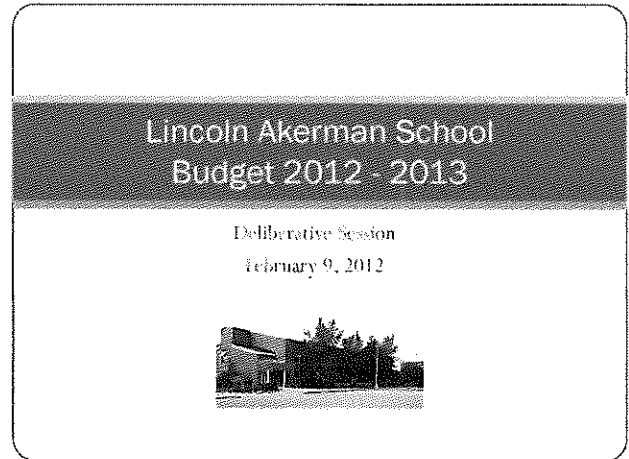
1. Shall the School District raise and appropriate as an operating budget, not including appropriations by special warrant articles and other appropriations voted separately, the amounts set forth on the budget posted with the warrant or as amended by vote of the first session, for the purposes set forth therein, totaling \$5,052,396? Should this article be defeated, the default budget shall be \$4,989,028 which is the same as last year, with certain adjustments required by previous action of the School District or by law; or the governing body may hold one special meeting, in accordance with RSA 40:13, X and XVI, to take up the issue of a revised operating budget only. **The School Board recommends this appropriation.**

**Vote: 4-0** (Majority vote required.)

*Note: Warrant Article #1 (operating budget) does not include appropriations in any other warrant articles.*

The Moderator recognized the Board who provided a power point presentation and presented the 2012-2013 Budget.

- R. Moyer Ratigan led the discussions for Warrant Article 1, and discussed Regular Education and Special Education.
- S. Smylie led the discussions for Student Activities, Guidance, Health, Speech, Improvement of Instruction, and Educational Media.
- T. Baker led the discussions for Technology, Board of Education, SAU Services, and School Administration.
- W. Skoglund led the discussion for Buildings, Grounds, and Transportation.
- R. Moyer Ratigan led the discussion for Debt Service, Employee Benefits, Interfund Transfer and Food Service.



### 2012 - 2013 Highlights

- No new full-time headcount additions
- Student population anticipated to be in the 275 range (little/no change)
- 77% of operating budget consists of salaries and benefits – increases to 86% if transportation, debt service, SALL, utilities and insurance are included
- No increase in salaries for personnel covered by collective bargaining agreements
- 2% increase for staff not covered by collective bargaining agreements
- School now required to fund 100% of retirement costs (increase from 9.07% of pay to 11.3% of pay) – a 24.5% increase in the rate ~\$38,000 impact
- Retirement in Certified Technology Staff replaced with salaried non-certified technical staff member
- Significant reductions in Special Education based upon reduced anticipated needs
- Maintain level of renovation spending (increased last year)
- Contingency of \$25,000 included in Special Ed Tuition
- Added 3 hrs/day of custodial time

### Historical Spending Trends

|                            | Financial Summary |           |           |           |                     | Default<br>2012-13 |
|----------------------------|-------------------|-----------|-----------|-----------|---------------------|--------------------|
|                            | 2008-09           | 2009-10   | 2010-11   | 2011-12   | Proposed<br>2012-13 |                    |
| Operating Budget \$        | 4,984,415         | 5,167,592 | 5,229,000 | 5,093,991 | 5,052,396           | 4,989,028          |
| % Change<br>CAGR 0809-1213 |                   | 4.1%      | 1.2%      | -2.6%     | 0.44%               | -0.1%              |
| Actual/Budget \$           | 4,914,407         | 5,055,950 | 5,122,471 | 5,052,991 | 5,052,396           | 4,989,028          |
| % Change<br>CAGR 0809-1213 |                   | 2.8%      | 1.3%      | -4.4%     | 0.8%                | -0.1%              |
| Under/over vs Budget %     | -1.4%             | -2.2%     | 2.6%      | 0.0%      | 0.0%                | -0.1%              |

## Hampton Falls Deliberative Session February 9, 2012

### Spending by Category

| Budget Spending Comparison 2012 vs. 2013 |                    |               |                     |               |                     |
|------------------------------------------|--------------------|---------------|---------------------|---------------|---------------------|
|                                          | 2011-12            | % of Total    | 2012-13             | % of Total    | % Inc/Dec           |
| Regulate Education                       | \$1,702,041        | 29.4%         | \$ 1,521,877        | 20.1%         | (10.4%)             |
| Special Education                        | 960,722            | 19.4%         | 882,336             | 11.5%         | (10.8%)             |
| Student Activities                       | 47,966             | 0.9%          | 50,778              | 1.0%          | 2,812               |
| Guidance                                 | 54,762             | 0.7%          | 54,752              | 0.1%          | 0                   |
| Health                                   | 68,319             | 1.4%          | 24,543              | 0.7%          | (2.9%)              |
| Speech                                   | 1                  | 0.0%          | 1                   | 0.0%          | 0                   |
| Improvement of Instruction               | 20,816             | 0.4%          | 27,625              | 0.4%          | 7,809               |
| Educational Media                        | 80,471             | 1.2%          | 61,014              | 1.0%          | (5.4%)              |
| Technology                               | 126,627            | 2.5%          | 117,634             | 0.8%          | (8.6%)              |
| Board of Ed                              | 27,539             | 0.7%          | 29,439              | 0.4%          | 400                 |
| SAU Services                             | 35,021             | 1.6%          | 101,905             | 2.0%          | 6,883               |
| School Administration                    | 146,258            | 2.6%          | 147,570             | 2.0%          | 1,314               |
| Buildings                                | 349,430            | 6.9%          | 367,834             | 7.0%          | 18,404              |
| Sounds                                   | 24,375             | 0.4%          | 29,282              | 0.4%          | 4,907               |
| Transportation                           | 254,137            | 5.0%          | 194,640             | 0.4%          | (59,497)            |
| Deer                                     | 38,397             | 0.7%          | 91,522              | 1.4%          | 2,625               |
| Buses/Fuel                               | 1,081,091          | 21.9%         | 1,183,981           | 21.4%         | 102,790             |
| Interfund Transfer                       | 16,000             | 0.3%          | 19,000              | 0.4%          | 2,000               |
| Food Services                            | 224,119            | 4.7%          | 132,024             | 0.9%          | (13,095)            |
| <b>Total</b>                             | <b>\$5,024,091</b> | <b>100.0%</b> | <b>\$ 6,052,308</b> | <b>100.0%</b> | <b>\$ 1,028,217</b> |

### Facilities Update

Hampton Falls  
Deliberative Session  
February 9, 2012

### Line Items

| Top 10 Line Items |                              |           |           |           |
|-------------------|------------------------------|-----------|-----------|-----------|
| Rank              | 2011-12                      | 2012-13   | % Inc/Dec |           |
| <b>Increases</b>  |                              |           |           |           |
| 1                 | Health Insurance             | 591,166   | 651,720   | 60,554    |
| 2                 | Salary - Technology          | 0         | 40,000    | 40,000    |
| 3                 | Retirement                   | 234,616   | 273,608   | 38,991    |
| 4                 | Salaries - Reg Ed Other      | 500       | 12,560    | 12,060    |
| 5                 | Heating Fuels                | 34,970    | 45,500    | 10,530    |
| 6                 | Salaries - Custodial/Jan     | 115,961   | 125,097   | 9,136     |
| 7                 | Consultants - Building       | 7,500     | 15,000    | 7,500     |
| 8                 | Salaries - Spec Ed Assoc     | 175,298   | 182,036   | 6,738     |
| 9                 | Transportation               | 167,683   | 174,380   | 6,707     |
| 10                | SAU Services                 | 95,382    | 101,965   | 6,583     |
| <b>Decreases</b>  |                              |           |           |           |
| 1                 | Tuition - Special Ed         | 136,022   | 39,380    | (96,642)  |
| 2                 | Transportation - Special Ed  | 60,507    | 2,500     | (57,997)  |
| 3                 | Salaries Cert Staff - Tech   | 68,828    | 17,800    | (51,028)  |
| 4                 | Prof Services - Spec Ed      | 206,052   | 104,825   | (101,227) |
| 5                 | Salaries - Reg Ed Assoc      | 36,642    | 20,022    | (16,620)  |
| 6                 | Food Services - Milk/Food    | 60,000    | 50,000    | (10,000)  |
| 7                 | Electricity                  | 48,803    | 37,470    | (11,333)  |
| 8                 | Buildings - Repair/maint     | 34,094    | 26,958    | (7,136)   |
| 9                 | Salaries - Food Service      | 38,500    | 34,680    | (3,820)   |
| 10                | Salaries - Reg Ed Cert Staff | 1,385,804 | 1,389,711 | (3,093)   |

### Repair & Maintenance

#### Expenses to Date

|                                         |                 |
|-----------------------------------------|-----------------|
| Replace hot water heater                | \$13,140        |
| Masonry repair                          | 5,650           |
| Roof repair                             | 2,329           |
| Boiler repairs                          | 2,000           |
| HVAC repairs                            | 1,612           |
| Expansion tank & pressure release valve | 3,189           |
| <b>Total</b>                            | <b>\$27,920</b> |

### Fixed Costs Comparison

|               | % of Budget         |                                 |
|---------------|---------------------|---------------------------------|
|               | Salaries & Benefits | Transportation, Utilities & Inc |
| Hampton Falls | 77%                 | 86%                             |
| North Hampton | 82%                 | 91%                             |
| Seabrook      | 76%                 | 88%                             |
| South Hampton | 54%                 | 68%                             |

### Renovations

|                                          |                 |
|------------------------------------------|-----------------|
| Security front door system               | \$21,678        |
| Removal of temporary wall (second floor) | 3,750           |
| Repaving rear of building                | 6,000           |
| <b>Total</b>                             | <b>\$31,428</b> |

**Hampton Falls Deliberative Session  
February 9, 2012**

| Work to be Completed       |                 |
|----------------------------|-----------------|
| Security doors (red doors) | \$ 3,986        |
| Pressure tank              | 4,047           |
| Circulator pump            | 1,975           |
| Hot water storage tank*    | 6,125           |
| 5 interior doors           | 9,000           |
| Exterior door gym          | 2,500           |
| Student lockers 3-4 wing   | 11,000          |
| <b>Total</b>               | <b>\$38,633</b> |

\*Exploring other options

**Motion:** T. Baker moved to move forward article 1 on the ballot as read. S. Smylie seconded. Discussion. Motion passed 4-0.

Article 1 will be moved to the official ballot as read.

The Moderator introduced and read **Article 2.**

2. To see if the School District will vote to approve the cost items included in the collective bargaining agreement reached between the Hampton Falls School Board and the Seacoast Education Association which calls for the following increases in salaries and benefits at the current staffing levels:

| Year      | Estimated Salary Increase | Estimated Health Insurance Savings | Estimated Salary Driven Benefits Increase | TOTAL Estimated Cost |
|-----------|---------------------------|------------------------------------|-------------------------------------------|----------------------|
| 2012-2013 | \$51,160                  | (\$20,435)                         | \$9,785                                   | \$40,510             |
| 2013-2014 | \$50,358                  | (\$2,207)                          | \$9,578                                   | \$57,729             |

and further to raise and appropriate the sum of \$40,510 for the 2012-13 school year, such sum representing the additional costs attributable to the increase in salaries and benefits required by the new agreement over those that would be paid

at current staffing levels in accordance with the most recent collective bargaining agreement. **The School Board recommends this appropriation.**

**Vote 4-0** (Majority vote required.)

The Moderator recognized T. Baker who led the discussion and continued the power point presentation. Summary of Tentative Agreement between SEA and the School Boards of SAU #21.

| Summary of Tentative Agreement Between SEA and the School Boards of SAU #21                                                                                                                                                                                                                                                                                                                                                                                                                                                                                                                                                                                                                                                                                                                                                                                                                                                                                                                                                                                                                                                                                                               |
|-------------------------------------------------------------------------------------------------------------------------------------------------------------------------------------------------------------------------------------------------------------------------------------------------------------------------------------------------------------------------------------------------------------------------------------------------------------------------------------------------------------------------------------------------------------------------------------------------------------------------------------------------------------------------------------------------------------------------------------------------------------------------------------------------------------------------------------------------------------------------------------------------------------------------------------------------------------------------------------------------------------------------------------------------------------------------------------------------------------------------------------------------------------------------------------------|
| <ul style="list-style-type: none"> <li>2 year Collective Bargaining Agreement for July 1, 2012- June 30, 2014; the parties agree to not negotiate a CBA to cover 2010-11 and 2011-12, so pay and other items are frozen at status quo this year.</li> <li>Salary Increases:               <ul style="list-style-type: none"> <li>Year 1: 0% COLA with the exception of a new top step increment at 1.75% increase. Staff will advance one step in 2012-13</li> <li>Year 2: 0% COLA with the exception of a new top step increment at 1.75% increase. Staff will advance one step in 2013-14</li> </ul> </li> <li>Longevity will increase by \$500 starting in Year 1</li> <li>Health Concessions:               <ul style="list-style-type: none"> <li>Prescription coverage change to \$10/\$20/\$45, a savings of 5.26% on the premium for both the employer and the employee</li> <li>Eliminate the JV health plan</li> <li>.50% health insurance premium cost shift from the Employer to Employee for each plan starting in Year 1</li> <li>Additional .50% health insurance premium cost shift from the Employer to Employee for each plan starting in Year 2</li> </ul> </li> </ul> |

**Motion:** T. Baker moved to move forward article 2 on the Ballot as read. Seconded by W. Skoglund. Discussed. Motion passed 4-0.

Article 2 will be moved to the official ballot as read.

The Moderator introduced and read **Article 3.**

3. To see if the School District will vote to approve the cost items included in the collective bargaining agreement reached between the Hampton Falls School Board and the Seacoast Educational Support Personnel Association, which calls for the following increases in salaries and benefits at the current staffing levels:

**Hampton Falls Deliberative Session  
February 9, 2012**

| Year      | Estimated Salary Increase | Estimated Health Insurance Savings | Estimated Salary Driven Benefits Increase | TOTAL Estimated Cost |
|-----------|---------------------------|------------------------------------|-------------------------------------------|----------------------|
| 2012-2013 | \$5,769                   | (\$6,010)                          | \$740                                     | \$499                |
| 2013-2014 | \$5,921                   | \$0                                | \$715                                     | \$6,636              |
| 2014-2015 | \$10,014                  | \$0                                | \$1,206                                   | \$11,220             |

and further, raise and appropriate the sum of \$499 for the 2012-13 school years, such sum representing the additional costs attributable to the increase in salaries and benefits required by the new agreement over those that would be paid at current staffing levels in accordance with the most recent collective bargaining agreement. **The School Board recommends this appropriation.**

**Vote 3-0** (Majority vote required.)

The Moderator recognized R. Moyer Ratigan who led the discussion. The Board presented a power point presentation and a breakdown of the costs for this article.

**Summary of Tentative Agreement Between  
SESPA and the School Boards of SAU #21**

- 3 year Collective Bargaining Agreement for July 1, 2012- June 30, 2015
- Salary Increases:
  - Year 1: 1% COLA. Staff will advance one step in 2012-13
  - Year 2: 1.5% COLA. Staff will advance one step in 2013-14
  - Year 3: 1.5% COLA. Staff will advance one step in 2014-15
- Longevity Changes:
  - 8<sup>th</sup> year of service \$300 increase from \$700 to \$1,000
  - 12<sup>th</sup> year of service \$300 increase from \$850 to \$1,150
  - 16<sup>th</sup> year of service \$300 increase from \$1,050 to \$1,350
- Health Concessions:
  - Prescription coverage change to \$10/\$20/\$45 savings of 5.2% on the premium for both the employer and the employee

**Motion:** R. Moyer Ratigan moved to move forward article 3 on the ballot as read. Seconded by W. Skoglund. Discussion. Motion passed 4-0.

Article 3 will be moved to the official ballot as read.

The Moderator introduced and read **Article 4.**

4. To see if the School District will vote to raise and appropriate the sum of \$250,000 for the third phase of a three phase mandatory and recommended Life and Safety Code upgrade to the Lincoln Akerman School as required by the State Fire Marshal. These funds will be used to complete the final phasing of sprinklers and related systems. This will be a non-lapsing appropriation per RSA 32:7 VI and will not lapse until these projects are completed or June 30, 2014, whichever is earlier. **The School Board recommends this appropriation.**

**Vote 3-0-1** (Majority vote required.)

The Moderator recognized R. Moyer Ratigan who led the discussion.

Life Safety Upgrades

Hampton Falls  
Deliberative Session  
February 9, 2012

**Hampton Falls Deliberative Session  
February 9, 2012**

**2010-2011 Warrant Article**

| Warrant Article                                                                                                                                 | \$94,000 |
|-------------------------------------------------------------------------------------------------------------------------------------------------|----------|
| Exit stairs: extend walls to underside of roof deck, 1 hour rated door between gym/café & store room; enclose kiln room with 1 hour rated walls | 33,805   |
| Fire alarm: speaker strobes in class rooms, strobes in bathrooms, fire panel replaced                                                           | 34,650   |
| Water tank for automatic sprinkler system (deposit)                                                                                             | 25,545   |

**2012-2013 Warrant Article**

| Warrant Article            | \$750,000           |
|----------------------------|---------------------|
| Pump                       | 46,895.00           |
| Pump house                 | 10,000.00           |
| Foundation pump house      | 6,000.00            |
| Wiring pump house          | 2,000.00            |
| Sprinkler                  | 279,197.00          |
| Engineering                | 6,420.22            |
|                            | 350,512.22          |
| <b>Carryover 2011-2012</b> | <b>\$100,512.22</b> |

**2011-2012 Warrant Article**

| Warrant Article                       | \$133,000  |
|---------------------------------------|------------|
| Fire rated gym doors & closure        | 9,910.78   |
| Water tank balance                    | 22,541     |
| Sprinkler system carry over 2012-2013 | 100,518.22 |

**2012-2013 Warrant Article**

- \* Sprinkler System
  - 20% increase in the cost of steel in the last 9 months
  - Corridor doors do not need to be rated (replaced) but must have closing device and resist the passage of smoke

**Motion:** W. Skoglund moved to move forward article 4 on the ballot as read. Seconded by R. Moyer Ratigan. Discussion. Motion passed 4-0.

Article 4 will be moved to the official ballot as read.

The Moderator introduced and read **Article 5**.

5. To see if the School District will vote to create an expendable trust fund under the provisions of RSA 198:20-c, to be known as the Special Education Fund, for unanticipated costs and related services associated with educating educationally disabled children? Furthermore, to raise and appropriate up to \$25,000 to be placed in the special education fund with such amount to be funded from the June 30, 2012 unreserved fund balance available for transfer on July 1, 2012 and to name the School Board as agents to expend. **The School Board recommends this appropriation.**

**Vote 4-0** (Majority vote required.)

The Moderator recognized S. Smylie who led the discussion.

**Motion:** S. Smylie moved to move forward article 5 on the official ballot as read. Seconded by W. Skoglund. Discussion. Motion passed 4-0.

Article 5 will be moved to the official ballot as read.

**Hampton Falls Deliberative Session**  
**February 9, 2012**

C. Graham moved to Amend Article 5 and strike the words “up to”. Seconded by D. Janik. Discussion. Majority vote against. Motion Failed.

**SESSION II: (BALLOTING) MEET AT THE TOWN HALL, HAMPTON FALLS, NEW HAMPSHIRE, ON TUESDAY, THE THIRTEENTH OF MARCH, 2012 AT 8:00 O'CLOCK IN THE MORNING, TO ELECT BY OFFICIAL BALLOT OFFICERS OF THE SCHOOL DISTRICT AND TO VOTE BY OFFICIAL BALLOT ON WARRANT ARTICLES FROM THE FIRST SESSION. POLLS WILL NOT CLOSE BEFORE 8:00 PM.**

1. Voting for school district officers consists of choosing:

Two School Board Members for the ensuing three years.

Candidates include Robin Moyer Ratigan and Wayne Skoglund.

**Attendance** – There were approximately 68 registered voters in attendance and approximately 14 non-residents observing the session.

The Moderator throughout the meeting acknowledged questions and discussions from D. Janik, B. Mutrie, C. Graham, Gino Hardee, M. Kasprzak, R. McDermott, T. Santora, T. Samway, E. Baker, JP Pontbriand and T. Franciosa.

The Moderator throughout the meeting acknowledged M. DeBlois, T. Baker, R. Moyer Ratigan, W. Skoglund, S. Smylie, R. Cassassa, and B. Hickey who answered and satisfied all of the audience questions.

**Other Discussions**

- The Board answered questions regarding the Merrill Property. Questions included gathering the total cost of monies spent on the Merrill Property to date.

- B. Hickey agreed to conduct a reconciliation report on the Impact Fees showing how and where the fees were dispersed.
- The Audience congratulated and applauded the Moderator on her first meeting.
- The Audience gave a standing ovation and thanked the Board for a job well done.

The Moderator recognized Don Wilder, who is retiring at the end of the 2011-2012 school year. The Moderator read a passage written by M. DeBlois.

*Don came to LAS in September of 1986 at the beginning of the technology movement in American education. He was one of those brave and farsighted individuals who envisioned the potential that the marriage between technology and instruction could have. At that time, Don was breaking completely new ground instituting a “fad” that, a quarter of a century later, continues to evolve. When someone looks at all the ways that technology is utilized within LAS today; with wireless networks, parent portals, students with lunchroom debit accounts, and the plethora of ways that laptop and desktop computers are folded into every student’s day, it is important to recognize that Don Wilder facilitated all of those developments. His career at LAS parallels the national movement of technology entering and changing the educational world. Don has been the face of that exciting technological evolution here in Hampton Falls.*

The Board extended their sincere Thanks to Don Wilder for his years of service to the LAS Community.

**Motion:** C. Graham moved to close the Deliberative Session at 9:20 p.m. Seconded by R. McDermott. Motion passed by majority vote.

*Respectfully submitted,*  
*Maureen Hastings,*  
*School District Clerk*



**Results of the March 13, 2012 Election**

**Hampton Falls, New Hampshire**

**School Board Member**

|                     |     |
|---------------------|-----|
| Wayne Skoglund      | 275 |
| Robin Moyer Ratigan | 283 |

|                  |            |            |           |            |
|------------------|------------|------------|-----------|------------|
| <b>Article 1</b> | <b>Yes</b> | <b>228</b> | <b>No</b> | <b>162</b> |
| <b>Article 2</b> | <b>Yes</b> | <b>245</b> | <b>No</b> | <b>162</b> |
| <b>Article 3</b> | <b>Yes</b> | <b>248</b> | <b>No</b> | <b>157</b> |
| <b>Article 4</b> | <b>Yes</b> | <b>310</b> | <b>No</b> | <b>95</b>  |
| <b>Article 5</b> | <b>Yes</b> | <b>260</b> | <b>No</b> | <b>147</b> |

*Respectfully submitted,  
Maureen Hastings  
School Clerk*

## **Annual Report of the Chair of the School Board**

The Hampton Falls School Board, along with Lincoln Akerman School Administration and Staff, are committed to ensuring that every student at Lincoln Akerman School has the opportunity to achieve to their highest potential. A successful education program requires community support, a solid core curriculum, talented staff and a clean, safe facility which meets space and programmatic needs.

### **Community Support**

Essential to the success of LAS students is the support provided by the citizens of Hampton Falls. In addition to the financial support provided by tax dollars, many personal donations are made in support of fundraisers, and countless hours of time are given assisting teachers in classrooms, serving on committees and attending school events. These contributions of time and talent greatly enrich the education and opportunities of LAS students. This commitment to the students of Hampton Falls is recognized and appreciated!

### **Curriculum**

The teachers at LAS are constantly refining and strengthening all aspects of the core curriculum. Assistant Superintendent Barbara Hopkins, has been working with the LAS staff through SAU-wide Vertical Curriculum teams to ensure a smooth transition to the new Common Core State Standards which the State Board of Education adopted at their July 8, 2010 meeting. The standards have been developed to define the knowledge and skills students should have in order to be college and career ready when they graduate from High School. The standards are clear, rigorous, and aim to continuously increase student skills in ELA/literacy and mathematics.

### **Staff**

For a curriculum to be effective you need a talented, well trained, committed staff to

implement it. At LAS we are fortunate to have such a staff. Employment contracts are one way to acknowledge such performance and in March 2012 the Seacoast Educational Association (SEA) and Seacoast Educational Support Personnel Association (SESPA) contracts were approved by the Hampton Falls voters.

### **Facility**

In addition to having a talented, committed staff and a well thought out curriculum a successful school program requires a facility that is clean, safe, in good repair and meets space and programmatic needs.

After three years of planning and financial support from the voters, Lincoln Akerman School has a fully functional fire suppression system (sprinkler). Completing this project is a tremendous step forward for LAS safety. Remember that no child has ever died in a school fire where there was a sprinkler in place. All of those who worked toward reaching this goal should feel a genuine sense of accomplishment as your efforts have now finally reached fruition.

The School Board along with the Facilities Improvement Committee spent this year developing a well thought out plan to utilize and enhance the Lincoln Akerman School building. Working together the two groups have consolidated a list of building projects identified over the past 15 years by several different committees into one comprehensive proposal. This program, if supported by the voters of Hampton Falls in March, will address major health, safety and efficiency needs throughout the existing plant. Highlights of a rather lengthy list include: replacement of all roofs, installation of new air handling equipment, replacing energy inefficient windows throughout the school, upgrades to the electrical infrastructure in the primary wing, resolution of the overheating problem in the upstairs of the middle school wing and a complete digital makeover of the school's heating system. Also addressed within

the proposal will be the numerous space problems and classroom inefficiencies highlighted in all of the studies that examined the school's building. These include space needs for our Spanish program, appropriate housing of our special education programs, creating a space where physical education isn't compromised by the sharing of its classroom with the LAS cafeteria and moving the music room into a space away from our library and classrooms. The proposal will also address the size deficiencies within our science lab and art room. The proposal includes re-purposing the existing facility to accommodate needed additional classrooms, special education rooms, and upgraded science, language and art labs. A new community building will house musical arts and the gymnasium displaced from the current facility. Should the project be approved, construction would start in the early summer of 2013; continue through the 2013-14 school year with an anticipated completion date of August of 2014. This is an exciting prospect as the needs of the LAS plant have grown significantly over the years since its last major project (1987) and it is now time to set things right and prepare LAS for the future.

### **Appreciation**

Thank you to Susan Smylie for her service on the School Board. Susan resigned from her position on the Board when she moved out of Hampton Falls. The members of the Board wish her well. Jim Stevens has stepped forward to fill her position until the March elections. With Jim's recent experience on the Board, he has been able to come quickly up to speed and the Board welcomes his return.

In closing, the School Board would like to acknowledge Don Wilder, Lincoln Akerman Technology Coordinator, who retired in June. He came to LAS in September of 1986 at the beginning of the technology movement in American education. He was one of those brave and farsighted individuals who envisioned the potential that the marriage between technology and instruction could have. At that time, Don was breaking completely new ground instituting a "fad" that, a quarter of a century later,

continues to evolve. When someone looks at all the ways that technology is utilized within LAS today: with wireless networks, parent portals, students with lunchroom debit accounts, and the plethora of ways that laptop and desktop computers are folded into every student's day, it is important to recognize that Don facilitated all of those developments. His career at LAS parallels the national movement of technology entering and changing the educational world. Don has been the face of that exciting technological evolution here in Hampton Falls. Sincere thanks to Don Wilder for his years of service to the LAS Community!

*Respectfully submitted,*

*Robin Moyer Ratigan*

*Chair, Hampton Falls School Board*

## Superintendent's Report 2012-2013

For our SAU #21 school districts, 2012-2013 was a year of progress and of change. Ongoing efforts in all districts to build on past success and to seek opportunities for improvement continued throughout the year.

Our students' accomplishments were many and varied. As you read the annual reports of our building principals and/or school board chairs describing the hard work of our students, you will be inspired and proud to be a member of the SAU #21 community.

Each town should take pride in the dedication and commitment of all staff members of their school district. The staff focus, every day, is the needs of our students. Their efforts create the environment for a safe and enriching educational experience.

### SAU #21

This school year marks the third year of the SAU #21 office administration team working together. Mrs. Barbara Hopkins, Assistant Superintendent of Schools and Mr. William Hickey, Business Administrator and I began our service to the SAU #21 communities in 2010. The commitment of time and energy and dedication to our students' needs by both Mrs. Hopkins and Mr. Hickey is deeply appreciated by me.

On the business side the challenge is to consistently seek cost effective and efficient means to support each of our districts without compromising quality of instruction.

A major initiative coordinated through the SAU #21 office was in the area of emergency preparedness. Grants were secured to improve SAU-wide emergency planning and to install a generator for the Winnacunnet High School Gymnasium. Emergency plans for all schools were reviewed and a template was designed to provide common organization and alignment. Ongoing work continues with the New Hampshire Department of Homeland Security to

refine emergency systems in support of our local communities and schools.

Other areas that the SAU #21 office provided guidance and assistance that is noteworthy are the bond initiatives being put forward by Hampton Falls and North Hampton.

In the areas of Curriculum, assessment and instruction the following describes several initiatives coordinated by the SAU #21 office.

- a) SAU-wide Vertical Teams involving representation from all districts. The teams are in varying stages of focus and include
  - i) Finding shared agreement on goals for performance,
  - ii) Probing prompts or problems that help the team understand the students' knowledge and skills,
  - iii) Assessments or rubrics that assist with following student progress over time.
- b) SAU-wide early release days that focus on Common Core expectations and teachers sharing implementation strategies and resources.
- c) MY Learning Plan was setup during the summer 2012 to enable a systematic approach to professional learning.

### Personnel

Each of our building principals and/or school board chairs will provide details pertaining to personnel in their annual reports.

The past year marked the retirement of Mrs. Barbara Knapp, Principal of the Barnard School in South Hampton. Mrs. Knapp served the South Hampton School District as a teacher and administrator for 40 years. We send our congratulations to Mrs. Knapp on her retirement and a sincere thanks and appreciation for

everything she did for our Barnard School Students.

The South Hampton School Board appointed Mr. Kenneth Darsney as the new principal of the Barnard School.

The Seabrook School District appointed Mrs. Anna Williams as their new Director of Special Services at the beginning of this school year.

In the SAU #21 office, Mr. Art Reardon was hired as the new Information Technologist. Mr. Reardon takes over from Mr. Zach Lamare who moved to Hampton Falls as their Information Technologist.

The work throughout the year by the entire SAU #21 office staff to ensure that the business of our schools is performed properly, efficiently and professionally is outstanding. Their commitment to our students and staff deserves recognition. A special thanks to Paula Cushman, Cindy Durant, Rhonda Evans, John Gamache, Nancy Gosselin, Sandy Kane, Anne Kenny, Mary Mace, Gina McLaughlin, Mary Platenik, Art Reardon, and Nancy Tuttle for their efforts.

We are fortunate in our SAU that the citizens from each town value the educational

opportunities that our students need to be prepared for the challenges they will face in the 21<sup>st</sup> century. Through the hard work and cooperation between School Boards and other Town boards, the needs of our students are explained and justified to the taxpayers. The commitment of time and energy by our School Board members to ensure that our students' educational needs are addressed deserves a well-earned thanks.

On a final note, there are many community members that volunteer their time and contribute to the needs of our schools. Their contributions to creating a positive and thriving educational environment are immeasurable. To all of our volunteers we send a special thanks and a deep appreciation for everything they do for our students.

*Robert M. Sullivan, Ed.D.*

*Superintendent of Schools*

**LINCOLN AKERMAN SCHOOL  
CERTIFIED STAFF  
2012-2013**

| <b>NAME</b>             | <b>POSITION</b>        | <b>DEGREE(S)</b>  | <b>YRS.EXP.</b> | <b>SALARY</b> |
|-------------------------|------------------------|-------------------|-----------------|---------------|
| Deblois, Mark           | Principal              | B.S., M.Ed.       | 38              | 97,920        |
| Ward, Kathy             | Dir. Of Pupil Services | M.S.W.            | 21              | 84,275        |
| Antlitz, Patricia       | Reading Spec.          | B.A., M.Ed.       | 21              | 73,622        |
| Bagley, Jessica         | Grade 2                | B.A.              | 12              | 55,900        |
| Bellen, Stacey          | Art                    | B.S.              | 14              | 55,900        |
| Carter-Guyette, Melodee | LD Specialist          | B.S., M.Ed., CAGS | 21              | 75,495        |
| Casey, Michelle         | Special Ed.            | B.S., M.Ed.       | 14              | 72,387        |
| Cassidy, Janice         | Kindergarten           | B.S.              | 18              | 59,882        |
| Conti, Donald           | Grades 7/8             | B.A., M.Ed.,CAGS  | 21              | 75,167        |
| Cutting, Barbara        | Grade 5                | B.A., M.Ed.       | 19              | 73,622        |
| Cutting, James          | Grade 4                | B.S., M.Ed.       | 25              | 73,950        |
| Elzey, Collette         | Grade 3                | B.A., M.Ed.       | 7               | 50,916        |
| Huebner, Pamela         | Grade 2                | B.A., M.Ed.       | 20              | 69,382        |
| Jeffrey, Catherine      | Spanish                | B.A.              | 18              | 57,857        |
| Joyce, Nola             | Special Ed.            | B.S., M.Ed.       | 15              | 71,811        |
| Karabinis, Jaclyn       | Grade 3                | B.A., M.Ed.       | 11              | 58,994        |
| Lemerise, Christopher   | P.E./Health            | B.S., M.Ed.       | 20              | 73,622        |
| Long, Susan             | Music                  | B.A., M.Ed.       | 24              | 68,847        |
| Mason, Jessica          | Special Ed.            | B.S., M.Ed.       | 7               | 54,543        |
| McCann-Corti, Michele   | Guidance/Psych         | B.A., M.Ed.       | 32              | 73,950        |
| Meade, Lindsay          | Grade 4                | B.A., M.Ed.       | 8               | 56,588        |
| Middleton, Amy          | Grade 1                | B.A., M.Ed.       | 12              | 63,349        |
| Nowak, Whitney          | School Nurse           | B.S., M.S.        | 10              | 56,862        |

**LINCOLN AKERMAN SCHOOL  
CERTIFIED STAFF  
2012-2013**

| <b>NAME</b>             | <b>POSITION</b>   | <b>DEGREE(S)</b>  | <b>YRS.EXP.</b> | <b>SALARY</b> |
|-------------------------|-------------------|-------------------|-----------------|---------------|
| O'Connor-Maynard, Kelli | Grade 6           | B.S., M.A.T.      | 23              | 69,382        |
| Pisinski, Tonya*        | Media Specialist  | B.A.              | 1               | 20,412        |
| Queenan, Michael        | Grade 6           | B.A., M Ed.       | 10              | 61,059        |
| Robinson, Melissa       | Grades 7/8        | B.S., M.S.T.      | 27              | 73,950        |
| Roy, Amy*               | Media Specialist  | B.A., MLIS        | 8               | 26,413        |
| Szeliga, Elizabeth      | Grades 7/8        | B.A., M.Ed.       | 6               | 50,794        |
| Tiralla, Denise         | Grade 1           | B.S., M.Ed.       | 9               | 58,710        |
| Trottier, Kelly         | Grade 5           | B.A., M.Ed.       | 7               | 54,675        |
| Welch, Wendy *          | P.E.              | B.S.              | 6               | 17,620        |
| Woodruff, Lisa          | Grade 7/8 Science | B.S., M.S., M.Ed. | 13              | 65,724        |
| Wynne, Molly *          | Guidance          | B.A., M.Ed.       | 24              | 34,423        |

\* Part-time

**2012-2013**

**SEA SALARY SCHEDULE**

| <b>STEP</b> | <b>B</b> | <b>B+15</b> | <b>B+30</b> | <b>M</b> | <b>M+15</b> | <b>M+30</b> |
|-------------|----------|-------------|-------------|----------|-------------|-------------|
| 1           | 39,445   | 40,825      | 42,254      | 43,944   | 45,483      | 47,074      |
| 2           | 40,924   | 42,356      | 43,839      | 45,592   | 47,188      | 48,840      |
| 3           | 42,459   | 43,945      | 45,483      | 47,302   | 48,958      | 50,671      |
| 4           | 44,051   | 45,593      | 47,188      | 49,076   | 50,794      | 52,571      |
| 5           | 45,703   | 47,302      | 48,958      | 50,916   | 52,698      | 54,543      |
| 6           | 47,417   | 49,076      | 50,794      | 52,826   | 54,675      | 56,588      |
| 7           | 49,195   | 50,917      | 52,699      | 54,807   | 56,725      | 58,710      |
| 8           | 51,040   | 52,826      | 54,675      | 56,862   | 58,852      | 60,912      |
| 9           | 52,954   | 54,807      | 56,725      | 58,994   | 61,059      | 63,196      |
| 10          | 54,939   | 56,862      | 58,852      | 61,206   | 63,349      | 65,566      |
| 11          | 55,900   | 57,857      | 59,882      | 63,502   | 65,724      | 68,025      |
| 12          |          |             |             | 65,883   | 68,189      | 70,576      |
| 13          |          |             |             | 67,036   | 69,382      | 71,811      |

Stipend for CAGS: \$1,545

Stipend for Doctorate: \$1,803

**SAU #21 ADMINISTRATION**

Salary Assessment by District

| <b>District</b> | <b>Superintendent of Schools</b> | <b>Assistant Superintendent of Schools</b> | <b>Business Administrator</b> |
|-----------------|----------------------------------|--------------------------------------------|-------------------------------|
| Hampton Falls   | \$10,530.00                      | \$8,707.50                                 | 7,087.50                      |
| North Hampton   | 20,540.00                        | 16,985.00                                  | 13,825.00                     |
| Seabrook        | 36,634.00                        | 30,293.50                                  | 24,657.50                     |
| South Hampton   | 3,757.00                         | 3,106.75                                   | 2,528.75                      |
| Winnacunnet     | 58,539.00                        | 48,407.25                                  | 39,401.25                     |
| TOTALS          | \$130,000.00                     | \$107,500.00                               | \$87,500.00                   |

**HAMPTON FALLS SCHOOL DISTRICT**

**Value of School Building and Contents**

**\$6,523,880**



**Perfect Attendance**

**2011-2012**

**Kindergarten**

Sean Bagley

**Grade 3**

Brooke Chandler

Grace Michael (4 consecutive years)

Shea Smith (2 consecutive years)

**Grade 4**

Grace Baker (3 consecutive years)

Hannah Michael (2 consecutive years)

Chaz Ziolkowski (3 consecutive years)

**Grade 5**

Dailyn Annis

Connor Smith

**Grade 6**

Braxton Ziolkowski (4 consecutive years)

**Grade 7**

Connor Lennox

Abby Merrill

**Grade 8**

Lauren Fisher

Kerri Hanson

## **Certificate**

This is to certify that the information contained in this report was taken from the official records.

The information is complete and correct to the best of our knowledge and belief.

Robert M. Sullivan, Ed.D.

**Superintendent of Schools**

**Hampton Falls School Board**

Robin Moyer Ratigan, Chairperson

Thomas Baker

Ellen Christo

Wayne Skoglund

James Stevens

**SCHOOL MEMBERSHIP  
October 1, 2012**

| SCHOOL              | Pre       | K          | 1          | 2          | 3          | 4          | 5          | 6          | 7          | 8          | TOTAL       |
|---------------------|-----------|------------|------------|------------|------------|------------|------------|------------|------------|------------|-------------|
| Hampton Falls       |           | 28         | 38         | 29         | 35         | 30         | 27         | 32         | 38         | 26         | 283         |
| North Hampton       | 14        | 40         | 40         | 40         | 56         | 61         | 44         | 52         | 59         | 41         | 447         |
| Seabrook Elementary | 59        | 79         | 73         | 71         | 81         | 75         |            |            |            |            | 438         |
| Seabrook Middle     |           |            |            |            |            |            | 67         | 78         | 81         | 73         | 299         |
| South Hampton       |           | 5          | 11         | 10         | 6          | 9          | 7          | 6          | 8          | 8          | 70          |
| <b>TOTALS</b>       | <b>73</b> | <b>152</b> | <b>162</b> | <b>150</b> | <b>178</b> | <b>175</b> | <b>145</b> | <b>168</b> | <b>186</b> | <b>148</b> | <b>1537</b> |

**WINNACUNNET HIGH SCHOOL**

| GRADES | 9   | 10  | 11  | 12  | Special | TOTAL |
|--------|-----|-----|-----|-----|---------|-------|
|        | 324 | 298 | 314 | 264 | 0       | 1200  |

|                                       |             |
|---------------------------------------|-------------|
| Elementary and Jr. High School Totals | 1539        |
| Winnacunnet High School Totals        | <u>1200</u> |

**GRAND TOTAL MEMBERSHIPS 2739**

**WINNACUNNET HIGH SCHOOL  
Enrollment/Town  
October 1, 2012**

| TOWN          | 9          | 10         | 11         | 12         | PG | TOTAL       |
|---------------|------------|------------|------------|------------|----|-------------|
| HAMPTON       | 147        | 142        | 149        | 128        |    | 566         |
| HAMPTON FALLS | 25         | 21         | 23         | 22         |    | 91          |
| NORTH HAMPTON | 38         | 34         | 43         | 36         |    | 151         |
| SEABROOK      | 114        | 101        | 99         | 78         |    | <u>392</u>  |
| <b>TOTALS</b> | <b>324</b> | <b>298</b> | <b>314</b> | <b>264</b> |    | <b>1200</b> |

**HAMPTON FALLS SCHOOL DISTRICT  
SPECIAL EDUCATION EXPENDITURES SUMMARY**

|                                  | <u>2010-11</u> | <u>2011-12</u> |
|----------------------------------|----------------|----------------|
| Federal Grants                   |                |                |
| IDEA                             | 32,362.02      | 54,428.20      |
| ARRA - IDEA                      | 2,217.81       | 1,534.39       |
| Preschool                        | 124.84         | 0.00           |
| ARRA - Preschool                 | <u>273.53</u>  | <u>5.63</u>    |
| Total Federal Grant Expenditures | 34,978.20      | 55,968.22      |

|                         | <u>2010-11</u>   | <u>2011-12</u>   |
|-------------------------|------------------|------------------|
| District Expenditures   |                  |                  |
| Salaries and Benefits   | 862,037.53       | 866,722.43       |
| Professional Services   | 189,256.21       | 194,000.14       |
| Legal Expenses          | 3,699.71         | 3,468.98         |
| Tuition                 | 418,966.50       | 98,584.14        |
| Supplies and Equipment  | 2,397.18         | 5,400.66         |
| Transportation          | <u>42,515.04</u> | <u>20,134.90</u> |
| Total District Expenses | 1,518,872.17     | 1,188,311.25     |

|                   |                   |                   |
|-------------------|-------------------|-------------------|
| District Revenues |                   |                   |
| Medicaid          | 43,661.52         | 20,389.50         |
| Catastrophic Aid  | <u>214,229.21</u> | <u>144,690.79</u> |
| Total Revenues    | 257,890.73        | 165,080.29        |

|                                             |              |              |
|---------------------------------------------|--------------|--------------|
| District Total (Expenditures less Revenues) | 1,260,981.44 | 1,023,230.96 |
|---------------------------------------------|--------------|--------------|

For Office Use Only

|       |      |
|-------|------|
| Dist. | Loc. |
|-------|------|

Form DOE-25  
 School Administrative Unit # 21

NEW HAMPSHIRE STATE DEPARTMENT OF EDUCATION

Annual Financial Report

for the Year Ending June 30, 2012

for the HAMPTON FALLS School District

Due to the State Department of Education not later than September 1, 2012

This document has been prepared in accordance with the  
New Hampshire Financial Accounting Handbook For Local Education Agencies

"I certify under the pains and penalties of perjury, to the best of my knowledge and belief, that all of the information contained in this document is true, accurate and complete." Per RSA 198:4-d

[Signature] School Board Chairperson Date 8/22/12

[Signature] Superintendent of Schools Date 8/28/12

|                        |              |
|------------------------|--------------|
| School Board           | School Board |
| <u>[Signature]</u>     |              |
| <u>[Signature]</u>     |              |
| <u>Wayne A. St. Je</u> |              |

| NAME:                                    | DIST      | LOC   | (1)        | (2)          | (3)                       | (4)              | (5)          | (6)   | (7)   |
|------------------------------------------|-----------|-------|------------|--------------|---------------------------|------------------|--------------|-------|-------|
| HAMPTON FALLS                            | 21        | Acct  | Fund 10    | Fund 21      | Fund 22                   | Fund 30          | Fund 70      |       |       |
| TITLES                                   | PAGE LINE | No    | GENERAL    | FOOD SERVICE | ALL OTHER SPECIAL REVENUE | CAPITAL PROJECTS | TRUST/AGENCY |       |       |
| *****                                    | *****     | ***** | *****      | *****        | *****                     | *****            | *****        | ***** | ***** |
| BALANCE SHEET                            |           |       |            |              |                           |                  |              |       |       |
| <b>ASSETS</b>                            |           |       |            |              |                           |                  |              |       |       |
| Current Assets                           |           |       |            |              |                           |                  |              |       |       |
| CASH                                     | 1         | 100   | 353,844.52 |              |                           |                  | 0.00         |       |       |
| INVESTMENTS                              | 1         | 2     | 110        |              |                           |                  | 1,534.48     |       |       |
| ASSESSMENTS RECEIVABLE                   | 1         | 3     | 120        |              |                           |                  |              |       |       |
| INTERFUND RECEIVABLE                     | 1         | 4     | 130        | 2,135.43     |                           |                  | 0.00         |       |       |
| INTERGOVERNMENTAL RECEIVABLES            | 1         | 5     | 140        | 946.32       | 25,019.99                 |                  | 0.00         |       |       |
| OTHER RECEIVABLES                        | 1         | 6     | 150        | 1,750.62     |                           |                  | 0.00         |       |       |
| BOND PROCEEDS RECEIVABLE                 | 1         | 7     | 160        |              |                           |                  |              |       |       |
| INVENTORIES                              | 1         | 8     | 170        |              |                           |                  |              |       |       |
| PREPAID EXPENSES                         | 1         | 9     | 180        |              |                           |                  | 0.00         |       |       |
| OTHER CURRENT ASSETS                     | 1         | 10    | 190        |              |                           |                  | 0.00         |       |       |
| <b>Total Current Assets</b>              | 1         | 11    | 379,921.91 | 3,081.75     | 25,019.99                 | 0.00             | 1,534.48     |       |       |
| <b>LIABILITY &amp; FUND EQUITY</b>       |           |       |            |              |                           |                  |              |       |       |
| Current Liabilities                      |           |       |            |              |                           |                  |              |       |       |
| INTERFUND PAYABLES                       | 1         | 12    | 400        |              | 25,019.99                 |                  | 0.00         |       |       |
| INTERGOVERNMENTAL PAYABLES               | 1         | 13    | 410        |              |                           |                  | 0.00         |       |       |
| OTHER PAYABLES                           | 1         | 14    | 420        | 196.34       |                           |                  | 0.00         |       |       |
| CONTRACTS PAYABLE                        | 1         | 15    | 430        |              |                           |                  |              |       |       |
| BOND AND INTEREST PAYABLE                | 1         | 16    | 440        |              |                           |                  |              |       |       |
| LOANS AND INTEREST PAYABLE               | 1         | 17    | 450        |              |                           |                  |              |       |       |
| ACCRUED EXPENSES                         | 1         | 18    | 460        | 5,302.71     |                           |                  |              |       |       |
| PAYROLL DEDUCTIONS                       | 1         | 19    | 470        | 20,400.12    |                           |                  |              |       |       |
| DEFERRED REVENUES                        | 1         | 20    | 480        | 1,795.70     |                           |                  |              |       |       |
| OTHER CURRENT LIABILITIES                | 1         | 21    | 490        |              |                           |                  | 0.00         |       |       |
| <b>Total Current Liabilities</b>         | 1         | 22    | 81,245.16  | 1,932.04     | 25,019.99                 | 0.00             | 0.00         |       |       |
| Fund Equity                              |           |       |            |              |                           |                  |              |       |       |
| Nonspendable:                            |           |       |            |              |                           |                  |              |       |       |
| RESERVE FOR INVENTORIES                  | 1         | 23    | 751        |              |                           |                  |              |       |       |
| RESERVE FOR PREPAID EXPENSES             | 1         | 24    | 752        |              |                           |                  |              |       |       |
| RESERVE FOR ENDOWMENTS (principal only)  | 1         | 25    | 756        |              |                           |                  | 0.00         |       |       |
| Restricted:                              |           |       |            |              |                           |                  |              |       |       |
| RESERVE FOR ENDOWMENTS (interest)        | 1         | 26    | 756        |              |                           |                  | 0.00         |       |       |
| RESTRICTED FOR FOOD SERVICE              | 1         | 27    |            | 1,149.71     |                           |                  |              |       |       |
| UNSPENT BOND PROCEEDS                    | 1         | 28    |            |              |                           |                  |              |       |       |
| Committed:                               |           |       |            |              |                           |                  |              |       |       |
| RESERVE FOR CONTINUING APPROPRIATIONS    | 1         | 29    | 754        |              |                           |                  | 0.00         |       |       |
| RESERVE FOR AMTS VOTED                   | 1         | 30    | 755        | 25,000.00    |                           |                  |              |       |       |
| RESERVE FOR ENCUMBRANCES (non-lapsing)   | 1         | 31    | 753        | 5,248.47     |                           |                  | 0.00         |       |       |
| Assigned:                                |           |       |            |              |                           |                  |              |       |       |
| RESERVED FOR SPECIAL PURPOSES            | 1         | 32    | 760        |              |                           |                  | 1,534.48     |       |       |
| RESERVED FOR ENCUMBRANCES                | 1         | 33    | 753        | 137,874.44   |                           |                  | 0.00         |       |       |
| UNASSIGNED FUND BALANCE                  | 1         | 34    | 770        | 130,553.84   |                           |                  |              |       |       |
| <b>Total Fund Equity</b>                 | 1         | 35    | 298,676.75 | 1,149.71     | 0.00                      | 0.00             | 1,534.48     |       |       |
| <b>Total Liabilities and Fund Equity</b> | 1         | 36    | 379,921.91 | 3,081.75     | 25,019.99                 | 0.00             | 1,534.48     |       |       |

| NAME: HAMPTON FALLS                |          | DIST. LOC |             | DOE 25 2011-2012    |             |              |             |
|------------------------------------|----------|-----------|-------------|---------------------|-------------|--------------|-------------|
| TITLES                             |          | PAGE LINE |             | Acct No             |             |              |             |
|                                    |          |           |             | Fund 10             |             | Fund 21      |             |
|                                    |          |           |             | Fund 22             |             | Fund 30      |             |
|                                    |          |           |             | ALL OTHER           |             | Fund 70      |             |
|                                    |          |           |             | SPECIAL REVENUE     |             | TRUST/AGENCY |             |
|                                    |          |           |             | CAPITAL PROJECTS    |             |              |             |
| STATEMENT OF REVENUES              |          |           |             | GENERAL             |             |              |             |
| Revenue from Local Sources         |          |           |             |                     |             |              |             |
| Assessments                        |          |           |             |                     |             |              |             |
| CURRENT APPROPRIATION              | 2        | 1         | 1111        | 3,981,537.00        |             |              |             |
| DEFICIT APPROPRIATION              | 2        | 2         | 1112        |                     |             |              |             |
| OTHER                              | 2        | 3         | 1119        |                     |             |              |             |
| <b>Total Assessments</b>           | <b>2</b> | <b>4</b>  | <b>1100</b> | <b>3,981,537.00</b> | <b>0.00</b> | <b>0.00</b>  | <b>0.00</b> |
| <b>TUITION</b>                     |          |           |             |                     |             |              |             |
| Tuition from Individuals           |          |           | 1310        |                     |             |              |             |
| REGULAR DAY SCHOOL                 | 2        | 5         | 1311        |                     |             |              |             |
| SUMMER SCHOOL                      | 2        | 6         | 1314        |                     |             |              |             |
| DRIVER EDUCATION                   | 2        | 7         | 1315        |                     |             |              |             |
| ADULT EDUCATION                    | 2        | 8         | 1316        |                     |             |              |             |
| Tuition from Other LEAs Within NH  |          |           | 1320        |                     |             |              |             |
| REGULAR DAY SCHOOL                 | 2        | 9         | 1321        |                     |             |              |             |
| SPECIAL EDUCATION                  | 2        | 10        | 1322        |                     |             |              |             |
| VOCATIONAL                         | 2        | 11        | 1323        |                     |             |              |             |
| Tuition from Other LEAs outside NH |          |           | 1330        |                     |             |              |             |
| REGULAR DAY SCHOOL                 | 2        | 12        | 1331        |                     |             |              |             |
| SPECIAL EDUCATION                  | 2        | 13        | 1332        |                     |             |              |             |
| VOCATIONAL                         | 2        | 14        | 1333        |                     |             |              |             |
| Tuition from Other Sources         |          |           | 1340        |                     |             |              |             |
| REGULAR DAY SCHOOL                 | 2        | 15        | 1341        |                     |             |              |             |
| SPECIAL EDUCATION                  | 2        | 16        | 1342        |                     |             |              |             |
| OTHER                              | 2        | 17        | 1349        |                     |             |              |             |
| <b>Total Tuition</b>               | <b>2</b> | <b>18</b> | <b>1300</b> | <b>0.00</b>         | <b>0.00</b> | <b>0.00</b>  | <b>0.00</b> |

| NAME:<br>HAMPTON FALLS                      | DIST     | LOC       | Acct<br>No          | DOE 25 2011-2012 |                 |                  | (7)          |
|---------------------------------------------|----------|-----------|---------------------|------------------|-----------------|------------------|--------------|
|                                             |          |           |                     | (1)              | (2)             | (3)              |              |
| TITLES                                      | PAGE     | LINE      | Fund 10             | Fund 21          | Fund 22         | Fund 30          | Fund 70      |
|                                             |          |           | GENERAL             | FOOD SERVICE     | SPECIAL REVENUE | CAPITAL PROJECTS | TRUST/AGENCY |
| TRANSPORTATION FEES                         |          |           |                     |                  |                 |                  |              |
| <i>Transportation Fees from Individuals</i> |          |           |                     |                  |                 |                  |              |
| REGULAR DAY SCHOOL                          | 3        | 1         | 1410                |                  |                 |                  |              |
| SUMMER SCHOOL                               | 3        | 2         | 1411                |                  |                 |                  |              |
| <i>Other LEAs Within NH</i>                 |          |           | 1414                |                  |                 |                  |              |
| REGULAR DAY SCHOOL                          | 3        | 3         | 1420                |                  |                 |                  |              |
| SPECIAL EDUCATION                           | 3        | 3         | 1421                |                  |                 |                  |              |
| VOCATIONAL                                  | 3        | 4         | 1422                |                  |                 |                  |              |
| <i>Other LEAs Outside NH</i>                |          |           | 1423                |                  |                 |                  |              |
| REGULAR DAY SCHOOL                          | 3        | 5         | 1430                |                  |                 |                  |              |
| SPECIAL EDUCATION                           | 3        | 6         | 1431                |                  |                 |                  |              |
| VOCATIONAL                                  | 3        | 7         | 1432                |                  |                 |                  |              |
| TRANSPORTATION FEES FOR NON-STUDENT         | 3        | 8         | 1433                |                  |                 |                  |              |
|                                             | 3        | 9         | 1440                |                  |                 |                  |              |
| <b>Total Transportation</b>                 | <b>3</b> | <b>10</b> | <b>0.00</b>         | <b>0.00</b>      | <b>0.00</b>     | <b>0.00</b>      | <b>0.00</b>  |
| <i>Additional Revenues</i>                  |          |           |                     |                  |                 |                  |              |
| EARNINGS ON INVESTMENTS                     | 3        | 11        | 1500                |                  |                 |                  |              |
| FOOD SERVICE SALES                          | 3        | 12        | 1600                | 284.22           |                 |                  |              |
| STUDENT ACTIVITIES                          | 3        | 13        | 1700                |                  | 75,638.00       |                  | 51.36        |
| COMMUNITY SERVICE ACTIVITIES                | 3        | 14        | 1800                |                  |                 |                  |              |
| <i>Other Revenue from Local Sources</i>     |          |           |                     |                  |                 |                  |              |
| RENTALS                                     | 3        | 15        | 1910                |                  |                 |                  |              |
| CONTRIBUTION & DONATIONS                    | 3        | 16        | 1920                |                  |                 |                  |              |
| SALE OF FIXED ASSETS                        | 3        | 17        | 1930                |                  |                 |                  |              |
| SALE OF TEXTBOOKS & MATERIALS               | 3        | 18        | 1940                |                  |                 |                  |              |
| SERVICES PROVIDED OTHER LEAs WITHIN NH      | 3        | 19        | 1951                |                  |                 |                  |              |
| SERVICES PROVIDED OTHER LEAs OUTSIDE NH     | 3        | 20        | 1952                |                  |                 |                  |              |
| SERVICES PROVIDED SAUS                      | 3        | 21        | 1953                |                  |                 |                  |              |
| SERVICES PROVIDED TO LOCAL GOV UNITS        | 3        | 22        | 1960                |                  |                 |                  |              |
| REFUND OF PRIOR YEAR EXPENDITURES           | 3        | 23        | 1980                |                  |                 |                  |              |
| OTHER                                       | 3        | 24        | 1990                | 36,427.04        |                 |                  |              |
| <b>Total Additional/Other Revenue</b>       | <b>3</b> | <b>25</b> | <b>36,711.26</b>    | <b>75,638.00</b> | <b>0.00</b>     | <b>0.00</b>      | <b>51.36</b> |
| <b>Total Local Revenue</b>                  | <b>3</b> | <b>26</b> | <b>4,018,248.26</b> | <b>75,638.00</b> | <b>0.00</b>     | <b>0.00</b>      | <b>51.36</b> |



| NAME:                             |                                         | DIST LOC  |    | DOE 25 2011-2012 |  |            |  |              |          |                 |  |                  |  |              |  |     |  |
|-----------------------------------|-----------------------------------------|-----------|----|------------------|--|------------|--|--------------|----------|-----------------|--|------------------|--|--------------|--|-----|--|
| HAMPTON FALLS                     |                                         | 21        |    | (1)              |  | (2)        |  | (3)          |          | (4)             |  | (5)              |  | (6)          |  | (7) |  |
| TITLES                            |                                         | PAGE LINE |    | Acct No.         |  | Fund 10    |  | Fund 21      |          | Fund 22         |  | Fund 30          |  | Fund 70      |  |     |  |
|                                   |                                         |           |    |                  |  | GENERAL    |  | FOOD SERVICE |          | SPECIAL REVENUE |  | CAPITAL PROJECTS |  | TRUST/AGENCY |  |     |  |
| <b>REVENUES</b>                   |                                         |           |    |                  |  |            |  |              |          |                 |  |                  |  |              |  |     |  |
| <i>Revenue from State Sources</i> |                                         |           |    |                  |  |            |  |              |          |                 |  |                  |  |              |  |     |  |
| <i>Unrestricted Grants-In-Aid</i> |                                         |           |    |                  |  |            |  |              |          |                 |  |                  |  |              |  |     |  |
|                                   | ADEQUACY AID GRANT                      | 4         | 1  | 3111             |  | 100,485.93 |  |              |          |                 |  |                  |  |              |  |     |  |
|                                   | STATEWIDE ENHANCED EDUCATION TAX        | 4         | 2  | 3112             |  | 677,148.00 |  |              |          |                 |  |                  |  |              |  |     |  |
|                                   | ADEQUACY AID GRANT - EDJOBS             | 4         | 3  | 3119             |  | 87.07      |  |              |          |                 |  |                  |  |              |  |     |  |
|                                   | OTHER STATE AID                         | 4         | 4  | 3190             |  |            |  |              |          |                 |  |                  |  |              |  |     |  |
|                                   | <b>Total Unrestricted Grants-In-Aid</b> | 4         | 5  | 3100             |  | 777,721.00 |  | 0.00         |          | 0.00            |  |                  |  |              |  |     |  |
| <i>Restricted Grants-In-Aid</i>   |                                         |           |    |                  |  |            |  |              |          |                 |  |                  |  |              |  |     |  |
|                                   | SCHOOL BUILDING AID                     | 4         | 6  | 3210             |  |            |  |              |          |                 |  |                  |  |              |  |     |  |
|                                   | KINDERGARTEN BUILDING AID               | 4         | 7  | 3215             |  |            |  |              |          |                 |  |                  |  |              |  |     |  |
|                                   | KINDERGARTEN AID                        | 4         | 8  | 3220             |  |            |  |              |          |                 |  |                  |  |              |  |     |  |
|                                   | CATASTROPHIC AID                        | 4         | 9  | 3230             |  | 144,690.79 |  |              |          |                 |  |                  |  |              |  |     |  |
|                                   | VOCATIONAL EDUCATION (TUITION)          | 4         | 10 | 3241             |  |            |  |              |          |                 |  |                  |  |              |  |     |  |
|                                   | VOCATIONAL EDUCATION (TRANSPORTATION)   | 4         | 11 | 3242             |  |            |  |              |          |                 |  |                  |  |              |  |     |  |
|                                   | VOCATIONAL EDUCATION (BUILDING)         | 4         | 12 | 3243             |  |            |  |              |          |                 |  |                  |  |              |  |     |  |
|                                   | VOCATIONAL EDUCATION (OTHER)            | 4         | 13 | 3249             |  |            |  |              |          |                 |  |                  |  |              |  |     |  |
|                                   | ADULT EDUCATION                         | 4         | 14 | 3250             |  |            |  |              |          |                 |  |                  |  |              |  |     |  |
|                                   | CHILD NUTRITION                         | 4         | 15 | 3260             |  |            |  |              | 1,306.81 |                 |  |                  |  |              |  |     |  |
|                                   | DRIVER EDUCATION                        | 4         | 16 | 3270             |  |            |  |              |          |                 |  |                  |  |              |  |     |  |
|                                   | SCHOOL IMPROVEMENT AID                  | 4         | 17 | 3280             |  |            |  |              |          |                 |  |                  |  |              |  |     |  |
|                                   | OTHER RESTRICTED STATE AID              | 4         | 18 | 3290             |  |            |  |              |          |                 |  |                  |  |              |  |     |  |
|                                   | <b>Total Restricted Grants-In-Aid</b>   | 4         | 19 | 3200             |  | 144,690.79 |  | 1,306.81     |          | 0.00            |  |                  |  |              |  |     |  |
|                                   | <b>Total State Revenue</b>              | 4         | 20 | 3700             |  | 922,411.79 |  | 1,306.81     |          | 0.00            |  |                  |  |              |  |     |  |
|                                   | PUBLIC INTER AGENCIES                   | 4         | 21 | 3800             |  |            |  |              |          |                 |  |                  |  |              |  |     |  |
|                                   | REVENUE IN LIEU OF TAXES                | 4         | 22 | 3900             |  |            |  |              |          |                 |  |                  |  |              |  |     |  |
|                                   | REVENUE FOR/ON BEHALF OF LEA            | 4         | 23 | 3000             |  |            |  |              |          |                 |  |                  |  |              |  |     |  |
|                                   | <b>Total State Revenue</b>              | 4         | 23 | 3000             |  | 922,411.79 |  | 1,306.81     |          | 0.00            |  |                  |  |              |  |     |  |

| NAME:<br>HAMPTON FALLS                    | TITLES | DIST LOC<br>21 | Acct<br>No | DOE 25 2011-2012 |                |                             |                  | (7)          |                |
|-------------------------------------------|--------|----------------|------------|------------------|----------------|-----------------------------|------------------|--------------|----------------|
|                                           |        |                |            | (1)<br>Fund 10   | (2)<br>Fund 21 | (3)<br>Fund 22<br>ALL OTHER | (4)<br>Fund 30   |              | (5)<br>Fund 70 |
| REVENUES                                  |        |                |            | GENERAL          | FOOD SERVICE   | SPECIAL REVENUE             | CAPITAL PROJECTS | TRUST/AGENCY |                |
| <i>Revenues from Federal sources</i>      |        |                |            |                  |                |                             |                  |              |                |
| <i>Unrestricted Grants-In-Aid</i>         |        |                |            |                  |                |                             |                  |              |                |
| FROM THE FEDERAL GOVT DIRECT              |        | 5              | 1          | 4100             |                |                             |                  |              |                |
| FROM THE FEDERAL GOVT THROUGH STATE       |        | 5              | 2          | 4200             |                | 15,198.35                   |                  |              |                |
| <b>Total Unrestricted Grants-In-Aid</b>   |        | 5              | 3          |                  | 0.00           | 15,198.35                   | 0.00             |              |                |
| <i>Restricted Grants-In-Aid</i>           |        |                |            |                  |                |                             |                  |              |                |
| FROM THE FEDERAL GOVT DIRECT              |        |                |            | 4300             |                |                             |                  |              |                |
| ELEMENTARY/SECONDARY PROGRAMS             |        | 5              | 4          | 4310             |                |                             |                  |              |                |
| VOCATIONAL PROGRAMS                       |        | 5              | 5          | 4330             |                |                             |                  |              |                |
| DISABILITIES PROGRAMS                     |        | 5              | 6          | 4350             |                |                             |                  |              |                |
| FROM THE FEDERAL GOVT THROUGH STATE       |        |                |            | 4500             |                |                             |                  |              |                |
| ELEM/SEC(ESEA) - TITLE 1                  |        | 5              | 7          | 4520             |                | 11,129.86                   |                  |              |                |
| ELEM/SEC(ESEA) - ALL OTHER PROGRAMS       |        | 5              | 8          | 4530             |                | 795.38                      |                  |              |                |
| VOCATION EDU (ALL PROGRAMS)               |        | 5              | 9          | 4540             |                |                             |                  |              |                |
| ADULT EDUCATION                           |        | 5              | 10         | 4550             |                |                             |                  |              |                |
| CHILD NUTRITION                           |        | 5              | 11         | 4560             |                | 15,791.27                   |                  |              |                |
| DISABILITIES PROGRAMS                     |        | 5              | 12         | 4570             |                |                             |                  |              |                |
| MEDICAID DISTRIBUTIONS                    |        | 5              | 13         | 4580             |                | 55,968.22                   |                  |              |                |
| OTHER RESTRICTED FED AID THROUGH STATE    |        | 5              | 14         | 4590             |                |                             | 8,334.41         |              |                |
| <b>Total Restricted Grants-In-Aid</b>     |        | 5              | 15         |                  | 20,389.50      |                             |                  |              |                |
| <b>OTHER PUBLIC INTERMEDIATE AGENCIES</b> |        | 5              | 16         | 4700             |                | 24,125.68                   | 0.00             |              |                |
| <i>Revenue in Lieu of Taxes</i>           |        |                |            |                  |                |                             |                  |              |                |
| FEDERAL FOREST RESERVE                    |        | 5              | 17         | 4810             |                |                             |                  |              |                |
| OTHER REVENUE IN LIEU OF TAXES            |        | 5              | 18         | 4890             |                |                             |                  |              |                |
| <i>Revenue For/On Behalf of LEA</i>       |        |                |            |                  |                |                             |                  |              |                |
| REVENUE FOR/ON BEHALF OF LEA              |        | 5              | 19         | 4900             |                |                             |                  |              |                |
| <b>Total Revenue from Federal Sources</b> |        | 5              | 20         | 4000             |                | 20,389.50                   | 24,125.68        | 83,091.81    | 0.00           |

| NAME:                                              |   | DIST LOC  |      | DOE 25 2011-2012 |            |           |         |         |       |     |
|----------------------------------------------------|---|-----------|------|------------------|------------|-----------|---------|---------|-------|-----|
| HAMPTON FALLS                                      |   | 21        | Acct | (1)              | (2)        | (3)       | (4)     | (5)     | (6)   | (7) |
| TITLES                                             |   | PAGE LINE | No   | Fund 10          | Fund 21    | Fund 22   | Fund 30 | Fund 70 |       |     |
| <b>OTHER FINANCING SOURCES</b>                     |   |           |      |                  |            |           |         |         |       |     |
| <i>Sales of Bonds &amp; Notes Proceeds</i>         |   |           |      |                  |            |           |         |         |       |     |
| PRINCIPAL                                          | 6 | 1         | 5110 |                  |            |           |         |         |       |     |
| PREMIUM                                            | 6 | 2         | 5120 |                  |            |           |         |         |       |     |
| ACCRUED INTEREST                                   | 6 | 3         | 5130 |                  |            |           |         |         |       |     |
| REIMBURSEMENT ANTICIPATION NOTES                   | 6 | 4         | 5140 |                  |            |           |         |         |       |     |
| <b>Total Sale of Bonds and Notes</b>               | 6 | 5         | 5100 | 0.00             |            |           | 0.00    |         |       |     |
| <i>Interfund Transfers</i>                         |   |           |      |                  |            |           |         |         |       |     |
| TRANS FROM GENERAL FUND                            | 6 | 6         | 5210 |                  | 16,100.00  |           |         |         |       |     |
| TRANS FROM FOOD SERVICE SPECIAL REV FUND           | 6 | 7         | 5221 |                  |            |           |         |         |       |     |
| TRANS FROM ALL OTHER SPEC REV FUNDS                | 6 | 8         | 5222 |                  |            |           |         |         |       |     |
| TRANS FROM CAPITAL PROJECTS FUNDS                  | 6 | 9         | 5230 |                  |            |           |         |         |       |     |
| <b>Total Interfund Transfers</b>                   | 6 | 10        | 5200 | 0.00             | 16,100.00  | 0.00      | 0.00    | 0.00    |       |     |
| <i>Transfer from Trust Funds</i>                   |   |           |      |                  |            |           |         |         |       |     |
| FROM CAPITAL RESERVE FUND                          | 6 | 11        | 5251 |                  |            |           |         |         |       |     |
| FROM OTHER EXPENDABLE TRUST FUNDS                  | 6 | 12        | 5252 |                  |            |           |         |         |       |     |
| FROM NONEXPENDABLE TRUST FUNDS                     | 6 | 13        | 5253 |                  |            |           |         |         |       |     |
| <b>Total Transfer from Trust Funds</b>             | 6 | 14        | 5250 | 0.00             | 0.00       | 0.00      | 0.00    | 0.00    |       |     |
| <b>COMPENSATION FOR LOSS OF FIXED ASSETS</b>       |   |           |      |                  |            |           |         |         |       |     |
| CAPITAL LEASES                                     | 6 | 15        | 5300 |                  |            |           |         |         |       |     |
| LEASE PURCHASES                                    | 6 | 16        | 5500 |                  |            |           |         |         |       |     |
| <b>Total Other Financing Sources</b>               | 6 | 17        | 5600 | 0.00             | 16,100.00  | 0.00      | 0.00    | 0.00    | 0.00  |     |
| <b>Total Revenue &amp; Other Financing Sources</b> | 6 | 19        |      | 4,961,049.55     | 117,170.49 | 83,091.81 | 0.00    | 0.00    | 51.36 |     |

| NAME:                         |                                | DIST. LOC |      | DOE 25 2011-2012 |                   |             |            |            |          |              |
|-------------------------------|--------------------------------|-----------|------|------------------|-------------------|-------------|------------|------------|----------|--------------|
| HAMPTON FALLS                 |                                | 21        | Acct | (1)              | (2)               | (3)         | (4)        | (5)        | (6)      | (7)          |
| TITLES                        |                                | PAGE      | LINE | 100              | 200               | 300,400,500 | 600        | 700        | 800/900  |              |
| GENERAL FUND                  |                                |           | No   | Salaries         | Employee Benefits | Purchased   | Supplies   | Property   | Other    | Total        |
| ELEMENTARY EXPENDITURES       |                                |           |      |                  |                   |             |            |            |          |              |
| <i>Instruction</i>            |                                |           |      |                  |                   |             |            |            |          |              |
|                               | REGULAR PROGRAMS               | 7         | 1    | 1,422,002.72     | 637,056.52        | 10,902.26   | 58,033.38  | 12,214.81  |          | 2,140,209.69 |
|                               | SPECIAL PROGRAMS               | 7         | 2    | 622,892.31       | 243,830.12        | 295,473.16  | 4,463.57   | 937.09     | 580.00   | 1,168,176.25 |
|                               | VOCATIONAL PROGRAMS            | 7         | 3    |                  |                   |             |            |            |          | 0.00         |
|                               | OTHER INSTRUCTIONAL PROGRAMS   | 7         | 4    | 31,739.00        | 2,634.34          | 9,740.39    | 2,712.88   | 4,615.18   |          | 51,441.79    |
| <i>Support Services</i>       |                                |           |      |                  |                   |             |            |            |          |              |
|                               | STUDENT                        | 7         | 5    | 90,028.42        | 19,875.67         | 100.00      | 1,319.10   | 100.00     |          | 111,423.19   |
|                               | INSTRUCTIONAL STAFF            | 7         | 6    | 147,749.68       | 86,441.80         | 16,338.86   | 28,124.54  | 16,024.08  |          | 294,678.96   |
|                               | GENERAL ADMINISTRATION         | 7         | 7    | 15,809.00        | 1,209.39          | 113,379.50  |            |            | 4,007.64 | 134,405.53   |
|                               | SCHOOL ADMINISTRATION          | 7         | 8    | 131,672.06       | 53,687.93         | 4,328.51    | 2,734.79   |            | 1,315.00 | 193,738.29   |
|                               | BUSINESS                       | 7         | 9    |                  |                   |             |            |            |          | 0.00         |
|                               | OPERATION/MAINTENANCE OF PLANT | 7         | 10   | 120,299.55       | 52,198.34         | 89,910.30   | 93,878.03  | 75,473.40  | 95.00    | 431,854.62   |
|                               | STUDENT TRANSPORTATION         | 7         | 11   |                  |                   | 197,057.94  |            |            |          | 197,057.94   |
|                               | CENTRAL                        | 7         | 12   |                  |                   |             |            |            | 200.00   | 200.00       |
|                               | OTHER                          | 7         | 13   |                  |                   |             |            |            |          |              |
|                               | 2900                           |           |      |                  |                   |             |            |            |          |              |
| Total Elementary Expenditures |                                | 7         | 14   | 2,582,192.74     | 1,096,934.11      | 737,230.92  | 191,266.29 | 109,364.56 | 6,197.64 | 4,723,186.26 |

| NAME:                                     |           | DIST LOC     |                   | DOE 25 2011-2012 |            |            |            |              |  |     |  |     |              |
|-------------------------------------------|-----------|--------------|-------------------|------------------|------------|------------|------------|--------------|--|-----|--|-----|--------------|
| HAMPTON FALLS                             |           | 21           |                   | (3)              |            | (4)        |            | (5)          |  | (6) |  | (7) |              |
| TITLES                                    | Acct No   | (1)          | (2)               | (3)              | (4)        | (5)        | (6)        | (7)          |  |     |  |     |              |
|                                           | PAGE LINE | Salaries     | Employee Benefits | Purchased        | Supplies   | Property   | Other      | Total        |  |     |  |     |              |
| DISTRICT WIDE EXPENDITURES                |           | 100          | 200               | 300,400,500      | 600        | 700        | 800/900    |              |  |     |  |     |              |
| PRIVATE PROGRAMS                          | 10 1      | 1500         |                   |                  |            |            |            | 0.00         |  |     |  |     | 0.00         |
| ADULT/CONTINUING ED PROGRAMS              | 10 2      | 1600         |                   |                  |            |            |            | 0.00         |  |     |  |     | 0.00         |
| COMMUNITY/JR. COLLEGE ED. PROGRAMS        | 10 3      | 1700         |                   |                  |            |            |            | 0.00         |  |     |  |     | 0.00         |
| COMMUNITY SERVICE PROGRAMS                | 10 4      | 1800         |                   |                  |            |            |            | 0.00         |  |     |  |     | 0.00         |
| NON-STUDENT TRANSPORTATION                | 10 5      | 2750         |                   |                  |            |            |            | 0.00         |  |     |  |     | 0.00         |
| FACILITIES ACQUISITION & CONSTRUCTION     | 10 6      | 4000         |                   | 130,817.86       |            | 16,701.60  |            | 147,519.46   |  |     |  |     | 147,519.46   |
| Total District Wide Expenditures          | 10 7      | 0.00         | 0.00              | 130,817.86       | 0.00       | 16,701.60  | 0.00       | 147,519.46   |  |     |  |     | 147,519.46   |
| Total Expenditures General Fund           | 10 8      | 2,582,192.74 | 1,096,934.11      | 868,048.78       | 191,266.29 | 126,066.16 | 6,197.64   | 4,870,705.72 |  |     |  |     | 4,870,705.72 |
| OTHER FINANCING USES                      |           |              |                   |                  |            |            |            |              |  |     |  |     |              |
| Debt Service                              |           |              |                   |                  |            |            |            |              |  |     |  |     |              |
| PRINCIPAL                                 | 10 9      | 5100         |                   |                  |            |            |            |              |  |     |  |     | 45,000.00    |
| INTEREST                                  | 10 10     | 5120         |                   |                  |            |            |            |              |  |     |  |     | 43,896.50    |
| Fund Transfers                            |           |              |                   |                  |            |            |            |              |  |     |  |     |              |
| FOOD SERVICE SPECIAL REV. FUND            | 10 11     | 5221         |                   |                  |            |            |            |              |  |     |  |     | 16,100.00    |
| ALL OTHER SPECIAL REV. FUNDS              | 10 12     | 5222         |                   |                  |            |            |            |              |  |     |  |     | 0.00         |
| CAPITAL PROJECT FUNDS                     | 10 13     | 5230         |                   |                  |            |            |            |              |  |     |  |     | 0.00         |
| TRUST/AGENCY FUNDS                        | 10 14     | 5250         |                   |                  |            |            |            |              |  |     |  |     | 0.00         |
| Intergovernmental Agency Allocations      |           |              |                   |                  |            |            |            |              |  |     |  |     |              |
| TO CHARTER SCHOOLS                        | 10 15     | 5310         |                   |                  |            |            |            |              |  |     |  |     | 0.00         |
| TO OTHER AGENCIES                         | 10 16     | 5390         |                   |                  |            |            |            |              |  |     |  |     | 0.00         |
| Total Other Financing Uses                | 10 17     | 0.00         | 0.00              | 0.00             | 0.00       | 0.00       | 104,996.50 | 104,996.50   |  |     |  |     | 104,996.50   |
| Total Expenditures & Other Financing Uses | 10 18     | 2,582,192.74 | 1,096,934.11      | 868,048.78       | 191,266.29 | 126,066.16 | 111,194.14 | 4,975,702.22 |  |     |  |     | 4,975,702.22 |



| NAME:                                                | DIST | LOC  | (1)      | (2)       | (3)               | (4)         | (5)      | (6)       | (7)      |           |
|------------------------------------------------------|------|------|----------|-----------|-------------------|-------------|----------|-----------|----------|-----------|
| TITLES                                               | PAGE | LINE | Acct. No | Salaries  | Employee Benefits | Purchased   | Supplies | Property  | Other    | Total     |
| ALL OTHER SPEC REV FUNDS                             | 14   | 1    | 1500     | 100       | 200               | 300,400,500 | 600      | 700       | 800/900  | 0.00      |
| DISTRICT WIDE EXPENDITURES                           | 14   | 2    | 1600     |           |                   |             |          |           |          | 0.00      |
| PRIVATE PROGRAMS                                     | 14   | 3    | 1700     |           |                   |             |          |           |          | 0.00      |
| ADULT/CONTINUING ED PROGRAMS                         | 14   | 4    | 1800     |           |                   |             |          |           |          | 0.00      |
| COMMUNITY/JR. COLLEGE ED. PROGRAMS                   | 14   | 5    | 4000     |           |                   |             |          |           |          | 0.00      |
| COMMUNITY SERVICE PROGRAMS                           | 14   | 6    |          |           |                   |             |          |           |          | 0.00      |
| FACILITIES ACQUISITION & CONSTRUCTION                | 14   | 7    |          |           |                   |             |          |           |          | 0.00      |
| <b>Total District Wide Expenditures</b>              |      |      |          | 0.00      | 0.00              | 0.00        | 0.00     | 0.00      | 0.00     | 0.00      |
| <b>Total Expenditures Special Revenue Funds</b>      | 14   | 7    |          | 40,630.65 | 2,443.77          | 19,665.10   | 5,638.94 | 13,558.67 | 1,154.68 | 83,091.81 |
| <b>OTHER FINANCING USES</b>                          |      |      |          |           |                   |             |          |           |          |           |
| <i>Debt Service</i>                                  |      |      |          |           |                   |             |          |           |          |           |
| PRINCIPAL                                            | 14   | 8    | 5100     |           |                   |             |          |           |          | 0.00      |
| INTEREST                                             | 14   | 9    | 5120     |           |                   |             |          |           |          | 0.00      |
| <i>Fund Transfers</i>                                | 14   | 10   | 5200     |           |                   |             |          |           |          | 0.00      |
| TO GENERAL FUND                                      | 14   | 11   | 5210     |           |                   |             |          |           |          | 0.00      |
| TO FOOD SERVICE SPEC REV. FUND                       | 14   | 12   | 5230     |           |                   |             |          |           |          | 0.00      |
| TO CAPITAL PROJECTS FUNDS                            | 14   | 13   | 5250     |           |                   |             |          |           |          | 0.00      |
| TO TRUST/AGENCY FUNDS                                | 14   | 14   | 5300     |           |                   |             |          |           |          | 0.00      |
| <i>Intergovernmental Agency Allocations</i>          | 14   | 15   | 5310     |           |                   |             |          |           |          | 0.00      |
| TO CHARTER SCHOOLS                                   | 14   | 16   | 5390     |           |                   |             |          |           |          | 0.00      |
| TO OTHER AGENCIES                                    | 14   | 17   |          |           |                   |             |          |           |          | 0.00      |
| <b>Total Other Financing Uses</b>                    |      |      |          | 40,630.65 | 2,443.77          | 19,665.10   | 5,638.94 | 13,558.67 | 1,154.68 | 83,091.81 |
| <b>Total Expenditures &amp; Other Financing Uses</b> |      |      |          |           |                   |             |          |           |          |           |

| NAME:                                            | DIST LOC  |         | DOE 25 2011-2012 |                   | (1)         | (2)       | (3)      | (4)     | (5) | (6) | (7)        |
|--------------------------------------------------|-----------|---------|------------------|-------------------|-------------|-----------|----------|---------|-----|-----|------------|
| HAMPTON FALLS                                    | 21        | Acct No | (1)              | (2)               | (3)         | (4)       | (5)      | (6)     | (7) |     |            |
| TITLES                                           | PAGE LINE | No      |                  |                   |             |           |          |         |     |     |            |
| FOOD SERVICE                                     |           |         | 100              | 200               | 300,400,500 | 600       | 700      | 800/900 |     |     |            |
| Operation of Non-Instructional Services          |           | 3000    | Salaries         | Employee Benefits | Purchased   | Supplies  | Property | Other   |     |     | Total      |
| Food service Operations                          |           | 3100    |                  |                   |             |           |          |         |     |     |            |
| ELEMENTARY                                       | 15        | 1       | 62,719.83        |                   | 2,198.29    | 51,472.59 |          | 740.50  |     |     | 117,131.21 |
| MIDDLE/JUNIOR HIGH                               | 15        | 2       |                  |                   |             |           |          |         |     |     | 0.00       |
| HIGH                                             | 15        | 3       |                  |                   |             |           |          |         |     |     | 0.00       |
| TRANSFER TO OTHER FUNDS                          | 15        | 4       |                  |                   |             |           |          |         |     |     | 0.00       |
| Total Expenditures & Other Financing Uses        | 15        | 5       | 62,719.83        | 0.00              | 2,198.29    | 51,472.59 | 0.00     | 740.50  |     |     | 117,131.21 |
| <b>SUMMARY OF OBJECT 600 SUPPLIES (COLUMN 4)</b> |           |         |                  |                   |             |           |          |         |     |     |            |
|                                                  |           |         | (1)              | (2)               | (3)         | (4)       |          |         |     |     |            |
| FOOD                                             | 15        | 6       | ELEMENTARY       | MIDDLE/JR HIGH    | HIGH        | TOTAL     |          |         |     |     |            |
| OTHER SUPPLIES                                   | 15        | 7       | 49,195.01        |                   |             | 49,195.01 |          |         |     |     |            |
|                                                  | 15        | 8       | 2,277.58         |                   |             | 2,277.58  |          |         |     |     |            |
| TOTAL                                            | 15        | 8       | 51,472.59        | 0.00              | 0.00        | 51,472.59 |          |         |     |     |            |
| CAPITAL PROJECTS                                 |           |         | 100              | 200               | 300,400,500 | 600       | 700      | 800/900 |     |     |            |
| FUNCTION                                         |           |         | Salaries         | Employee Benefits | Purchased   | Supplies  | Property | Other   |     |     | Total      |
| Facilities Acquisition & Construction            |           | 4000    |                  |                   |             |           |          |         |     |     | 0.00       |
| SITE ACQUISITION                                 | 15        | 9       |                  |                   |             |           |          |         |     |     | 0.00       |
| SITE IMPROVEMENT                                 | 15        | 10      |                  |                   |             |           |          |         |     |     | 0.00       |
| ARCHITECTURAL/ENGINEERING                        | 15        | 11      |                  |                   |             |           |          |         |     |     | 0.00       |
| EDU SPECIFICATION DEVELOPMENT                    | 15        | 12      |                  |                   |             |           |          |         |     |     | 0.00       |
| BUILDING ACQUISITION/CONSTRUCTION                | 15        | 13      |                  |                   |             |           |          |         |     |     | 0.00       |
| BUILDING IMPROVEMENT                             | 15        | 14      |                  |                   |             |           |          |         |     |     | 0.00       |
| OTHER                                            | 15        | 15      |                  |                   |             |           |          |         |     |     | 0.00       |
| TRANSFER TO OTHER FUNDS                          | 15        | 16      |                  |                   |             |           |          |         |     |     | 0.00       |
| Total Expenditures & Other Financing Uses        | 15        | 17      | 0.00             | 0.00              | 0.00        | 0.00      | 0.00     | 0.00    |     |     | 0.00       |



| NAME: HAMPTON FALLS                    |    | DIST. LOC |         | DOE 25 2011-2012 |                     |                 |              |     |     |       |
|----------------------------------------|----|-----------|---------|------------------|---------------------|-----------------|--------------|-----|-----|-------|
| TITLES                                 |    | 21        | Acct No | (1)              | (2)                 | (3)             | (4)          | (5) | (6) | (7)   |
| PAGE LINE                              |    |           |         |                  |                     |                 |              |     |     |       |
|                                        |    |           |         | APPROPRIATIONS   | INTERFUND TRANSFERS | INTEREST EARNED | OTHER INCOME |     |     | TOTAL |
| <b>TRUST FUNDS:</b>                    |    |           |         |                  |                     |                 |              |     |     |       |
| <b>COMBINING STATEMENT OF REVENUES</b> |    |           |         |                  |                     |                 |              |     |     |       |
| <b>Capital Reserve Funds</b>           |    |           |         |                  |                     |                 |              |     |     |       |
|                                        | 16 | 1         |         |                  |                     |                 |              |     |     | 0.00  |
|                                        | 16 | 2         |         |                  |                     |                 |              |     |     | 0.00  |
|                                        | 16 | 3         |         |                  |                     |                 |              |     |     | 0.00  |
|                                        | 16 | 4         |         |                  |                     |                 |              |     |     | 0.00  |
|                                        | 16 | 5         |         |                  |                     |                 |              |     |     | 0.00  |
|                                        | 16 | 6         |         |                  |                     |                 |              |     |     | 0.00  |
|                                        | 16 | 7         | 5251    | 0.00             | 0.00                | 0.00            | 0.00         |     |     | 0.00  |
| <b>Subtotal (Lines 1 thru 6)</b>       |    |           |         |                  |                     |                 |              |     |     |       |
| <b>Other Expendable Funds</b>          |    |           |         |                  |                     |                 |              |     |     |       |
|                                        | 16 | 8         |         |                  |                     |                 |              |     |     | 0.00  |
|                                        | 16 | 9         |         |                  |                     |                 |              |     |     | 0.00  |
|                                        | 16 | 10        |         |                  |                     |                 |              |     |     | 0.00  |
|                                        | 16 | 11        |         |                  |                     |                 |              |     |     | 0.00  |
|                                        | 16 | 12        |         |                  |                     | 51.36           |              |     |     | 51.36 |
|                                        | 16 | 13        |         |                  |                     |                 |              |     |     | 0.00  |
|                                        | 16 | 14        | 5252    | 0.00             | 0.00                | 51.36           | 0.00         |     |     | 51.36 |
| <b>Subtotal (Lines 8 thru 13)</b>      |    |           |         |                  |                     |                 |              |     |     |       |
| <b>Non-Expendable Funds</b>            |    |           |         |                  |                     |                 |              |     |     |       |
|                                        | 16 | 15        |         |                  |                     |                 |              |     |     | 0.00  |
|                                        | 16 | 16        |         |                  |                     |                 |              |     |     | 0.00  |
|                                        | 16 | 17        |         |                  |                     |                 |              |     |     | 0.00  |
|                                        | 16 | 18        |         |                  |                     |                 |              |     |     | 0.00  |
|                                        | 16 | 19        | 5253    | 0.00             | 0.00                | 0.00            | 0.00         |     |     | 0.00  |
| <b>Subtotal (Lines 15 thru 19)</b>     |    |           |         |                  |                     |                 |              |     |     |       |
| <b>Total Trust Fund Revenue</b>        |    |           |         |                  |                     |                 |              |     |     |       |
|                                        | 16 | 20        |         | 0.00             | 0.00                | 51.36           | 0.00         |     |     | 51.36 |

| NAME: HAMPTON FALLS                    |  | DIST LOC  |    | DOE 25 2011-2012 |  |      |      |      |      |          |      |      |      |      |      |      |      |      |      |          |
|----------------------------------------|--|-----------|----|------------------|--|------|------|------|------|----------|------|------|------|------|------|------|------|------|------|----------|
| TITLES                                 |  | PAGE LINE |    | Acct No          |  | (1)  |      | (2)  |      | (3)      |      | (4)  |      | (5)  |      | (6)  |      | (7)  |      |          |
| Subtotal (Lines 15 thru 19)            |  | 17        | 19 | 5253             |  | 0.00 | 0.00 | 0.00 | 0.00 | 0.00     | 0.00 | 0.00 | 0.00 | 0.00 | 0.00 | 0.00 | 0.00 | 0.00 | 0.00 |          |
| Total Trust Fund Expenditures          |  | 17        | 20 |                  |  | 0.00 | 0.00 | 0.00 | 0.00 | 0.00     | 0.00 | 0.00 | 0.00 | 0.00 | 0.00 | 0.00 | 0.00 | 0.00 | 0.00 |          |
| <b>TRUST FUNDS:</b>                    |  |           |    |                  |  |      |      |      |      |          |      |      |      |      |      |      |      |      |      |          |
| <b>COMBINING BALANCE SHEET</b>         |  |           |    |                  |  |      |      |      |      |          |      |      |      |      |      |      |      |      |      |          |
| <b>CURRENT ASSETS</b>                  |  |           |    |                  |  |      |      |      |      |          |      |      |      |      |      |      |      |      |      |          |
| Capital Reserve                        |  |           |    |                  |  |      |      |      |      |          |      |      |      |      |      |      |      |      |      |          |
| Other Expendable                       |  |           |    |                  |  |      |      |      |      |          |      |      |      |      |      |      |      |      |      |          |
| Non-Expendable                         |  |           |    |                  |  |      |      |      |      |          |      |      |      |      |      |      |      |      |      |          |
| Total                                  |  |           |    |                  |  |      |      |      |      |          |      |      |      |      |      |      |      |      |      |          |
| CASH                                   |  | 18        | 1  | 100              |  |      |      |      |      |          |      |      |      |      |      |      |      |      |      |          |
| INVESTMENTS                            |  | 18        | 2  | 110              |  |      |      |      |      |          |      |      |      |      |      |      |      |      |      |          |
| INTERFUND RECEIVABLES                  |  | 18        | 3  | 130              |  |      |      |      |      | 1,534.48 |      |      |      |      |      |      |      |      |      |          |
| INTERGOVERNMENTAL RECEIVABLES          |  | 18        | 4  | 140              |  |      |      |      |      |          |      |      |      |      |      |      |      |      |      |          |
| OTHER RECEIVABLES                      |  | 18        | 5  | 150              |  |      |      |      |      |          |      |      |      |      |      |      |      |      |      |          |
| PREPAID EXPENSE                        |  | 18        | 6  | 180              |  |      |      |      |      |          |      |      |      |      |      |      |      |      |      |          |
| OTHER ASSETS                           |  | 18        | 7  | 190              |  |      |      |      |      |          |      |      |      |      |      |      |      |      |      |          |
| Total Current Assets                   |  | 18        | 8  |                  |  | 0.00 | 0.00 | 0.00 | 0.00 | 1,534.48 |      |      |      |      |      |      |      |      |      | 1,534.48 |
| <b>CURRENT LIABILITIES</b>             |  |           |    |                  |  |      |      |      |      |          |      |      |      |      |      |      |      |      |      |          |
| INTERFUND PAYABLES                     |  | 18        | 9  | 400              |  |      |      |      |      |          |      |      |      |      |      |      |      |      |      |          |
| INTERGOVERNMENTAL PAYABLES             |  | 18        | 10 | 410              |  |      |      |      |      |          |      |      |      |      |      |      |      |      |      |          |
| OTHER PAYABLES                         |  | 18        | 11 | 420              |  |      |      |      |      |          |      |      |      |      |      |      |      |      |      |          |
| OTHER LIABILITIES                      |  | 18        | 12 | 490              |  |      |      |      |      |          |      |      |      |      |      |      |      |      |      |          |
| Total Current Liabilities              |  | 18        | 13 |                  |  |      |      |      |      | 0.00     | 0.00 |      |      |      |      |      |      |      |      | 0.00     |
| <b>FUND EQUITY</b>                     |  |           |    |                  |  |      |      |      |      |          |      |      |      |      |      |      |      |      |      |          |
| RESERVED FOR ENCUMBRANCES              |  | 18        | 14 | 753              |  |      |      |      |      |          |      |      |      |      |      |      |      |      |      |          |
| RESERVE FOR ENCUMBRANCES (NON-LAPSING) |  | 18        | 15 | 753              |  |      |      |      |      |          |      |      |      |      |      |      |      |      |      |          |
| RESERVED FOR CONTINUING APPROPRIATIONS |  | 18        | 16 | 754              |  |      |      |      |      |          |      |      |      |      |      |      |      |      |      |          |
| RESERVED FOR ENDOWMENTS (principal)    |  | 18        | 17 | 756              |  |      |      |      |      |          |      |      |      |      |      |      |      |      |      |          |
| RESERVED FOR ENDOWMENTS (Interest)     |  | 18        | 18 | 756              |  |      |      |      |      |          |      |      |      |      |      |      |      |      |      |          |
| RESERVED FOR SPECIAL PURPOSES          |  | 18        | 19 | 760              |  |      |      |      |      |          |      |      |      |      |      |      |      |      |      |          |
| Total Fund Equity                      |  | 18        | 20 |                  |  | 0.00 | 0.00 | 0.00 | 0.00 | 1,534.48 |      |      |      |      |      |      |      |      |      | 1,534.48 |
| Tot Liabilities & Fund Equity          |  | 18        | 21 |                  |  | 0.00 | 0.00 | 0.00 | 0.00 | 1,534.48 |      |      |      |      |      |      |      |      |      | 1,534.48 |

| NAME:                                                 | DIST LOC  |         | DOE 25 2011-2012                 |                              | (5)                                     | (6)                          | (7) |
|-------------------------------------------------------|-----------|---------|----------------------------------|------------------------------|-----------------------------------------|------------------------------|-----|
| HAMPTON FALLS                                         | 21        | Acct No | (2)                              | (3)                          | (4)                                     | (5)                          | (6) |
| TITLES                                                | PAGE LINE | No      | (2)                              | (3)                          | (4)                                     | (5)                          | (6) |
| <b>STATEMENT OF ANALYSIS OF CHANGE IN FUND EQUITY</b> |           |         |                                  |                              |                                         |                              |     |
| TOTAL FUND EQUITY, JULY 1, 2011                       | 19 1      |         | Fund 10<br>General<br>313,533.46 | Fund 22<br>All Other<br>0.00 | Fund 30<br>Capital Projects<br>1,483.12 | Fund 70<br>Trust<br>1,483.12 |     |
| <b>Additions</b>                                      |           |         |                                  |                              |                                         |                              |     |
| REVENUE *                                             | 19 2      |         | 4,961,049.55                     | 83,091.81                    |                                         | 51.36                        |     |
| OTHER ADDITIONS **                                    | 19 3      |         |                                  |                              |                                         |                              |     |
| Total Additions                                       | 19 4      |         | 4,961,049.55                     | 83,091.81                    | 0.00                                    | 51.36                        |     |
| <b>Deletions</b>                                      |           |         |                                  |                              |                                         |                              |     |
| EXPENDITURES ***                                      | 19 5      |         | 4,975,702.22                     | 83,091.81                    |                                         |                              |     |
| OTHER DELETIONS **                                    | 19 6      |         | 204.04                           |                              |                                         |                              |     |
| Total Deletions                                       | 19 7      |         | 4,975,906.26                     | 83,091.81                    | 0.00                                    | 0.00                         |     |
| Total Fund Equity June 30, 2012****                   | 19 8      |         | 298,676.75                       | 0.00                         | 0.00                                    | 1,534.48                     |     |
| * Must agree with totals on Page 6, line 19           |           |         |                                  |                              |                                         |                              |     |
| ** Other Additions - (Explain below)                  |           |         |                                  |                              |                                         |                              |     |
| *** Other Deletions - (Explain below)                 |           |         |                                  |                              |                                         |                              |     |
| Audit Adj - Prior Year Payroll Withholdings           |           |         |                                  |                              |                                         |                              |     |
| **** Must agree with                                  |           |         |                                  |                              |                                         |                              |     |

| NAME:<br>HAMPTON FALLS                          |    | DIST | LOC  | DOE 25 2011-2012  |    | (1)  | (2)       | (3)        | (4)             | (5)    | (6)          | (7)   |
|-------------------------------------------------|----|------|------|-------------------|----|------|-----------|------------|-----------------|--------|--------------|-------|
| TITLES                                          |    | PAGE | LINE | Acct              | No | (1)  | (2)       | (3)        | (4)             | (5)    | (6)          | (7)   |
| <b>AMORTIZATION SCHEDULE OF LONG TERM DEBT</b>  |    |      |      |                   |    |      |           |            |                 |        |              |       |
| For the Fiscal Year Ending on June 30, 2012     |    |      |      |                   |    |      |           |            |                 |        |              |       |
| <b>REPORT IN WHOLE DOLLARS</b>                  |    |      |      |                   |    |      |           |            |                 |        |              |       |
| Length of Debt (yrs)                            | 20 | 1    |      | DEBT 1            |    | 20   |           | DEBT 3     |                 | DEBT 5 |              | TOTAL |
| Date of Issue (mm/yy)                           | 20 | 2    |      | August 2004       |    |      |           |            |                 |        |              |       |
| Date of Final Payment (mm/yy)                   | 20 | 3    |      | August 2024       |    |      |           |            |                 |        |              |       |
| Original Debt Amount                            | 20 | 4    |      | 1,468,000.00      |    |      |           |            |                 |        |              |       |
| Interest Rate                                   | 20 | 5    |      | 4.54              |    |      |           |            |                 |        |              |       |
| Principal at Beginning of Year                  | 20 | 6    |      | 930,000.00        |    |      |           |            |                 |        | 930,000.00   |       |
| New Issues This Year                            | 20 | 7    |      | 0.00              |    |      |           |            |                 |        | 0.00         |       |
| Retired Issues This Year                        | 20 | 8    |      | 88,896.50         |    |      |           |            |                 |        | 88,896.50    |       |
| Remaining Principal Balance Due                 | 20 | 9    |      | 885,000.00        |    |      |           |            |                 |        | 885,000.00   |       |
| Remaining Interest Balance Due                  | 20 | 10   |      | 293,377.77        |    |      |           |            |                 |        | 293,377.77   |       |
| Remaining Debt(P&I) (Lines 9 plus 10)           | 20 | 11   |      | 1,178,377.77      |    | 0.00 | 0.00      | 0.00       | 0.00            | 0.00   | 1,178,377.77 |       |
| Amount of Principal to be Paid Next Fiscal Year | 20 | 12   |      | 50,000.00         |    |      |           |            |                 |        | 50,000.00    |       |
| Amount of Interest to be Paid Next Fiscal Year  | 20 | 13   |      | 41,521.50         |    |      |           |            |                 |        | 41,521.50    |       |
| Total Debt Next Fiscal Year Lines 12 plus 13)   | 20 | 14   |      | 91,521.50         |    | 0.00 | 0.00      | 0.00       | 0.00            | 0.00   | 91,521.50    |       |
| <b>COMPENSATED ABSENCES PAYABLE</b>             |    |      |      |                   |    |      |           |            |                 |        |              |       |
| <b>FIXED ASSET GROUP OF ACCOUNTS (OPTIONAL)</b> |    |      |      |                   |    |      |           |            |                 |        |              |       |
| For Fiscal Year Ending June 30, 2012            |    |      |      |                   |    |      |           |            |                 |        |              |       |
| SITES                                           | 20 | 16   | 210  | BAL BEG OF YEAR   |    |      | ADDITIONS | DEDUCTIONS | BAL END OF YEAR |        |              |       |
| SITE IMPROVEMENTS                               | 20 | 17   | 220  |                   |    |      |           |            |                 |        |              |       |
| BUILDINGS AND IMPROVEMENTS                      | 20 | 18   | 230  | BEGINNING OF YEAR |    |      | CREDIT    | DEBIT      | END OF YEAR     |        |              |       |
| MACHINERY AND EQUIPMENT                         | 20 | 19   | 240  |                   |    |      |           |            |                 |        |              |       |
| CONSTRUCTION IN PROGRESS                        | 20 | 20   | 250  |                   |    |      |           |            |                 |        |              |       |
| INVESTMENT IN GENERAL FIXED ASSETS              | 20 | 21   | 710  |                   |    |      |           |            |                 |        |              |       |
| Total                                           | 20 | 22   |      | 0.00              |    | 0.00 | 0.00      | 0.00       | 0.00            | 0.00   | 0.00         |       |

| NAME:                                                                                       | DIST | LOC  | (1)                           | (2)                                  | (3)                                | (4)                        | (5)                                 | (6)          | (7)  |
|---------------------------------------------------------------------------------------------|------|------|-------------------------------|--------------------------------------|------------------------------------|----------------------------|-------------------------------------|--------------|------|
| HAMPTON FALLS                                                                               | 21   | 21   | Acct No                       |                                      | DOE 25 2011-2012                   |                            |                                     |              |      |
| TITLES                                                                                      | PAGE | LINE |                               |                                      |                                    |                            |                                     |              |      |
| DETAILED EXP DATA FOR SPECIAL EDUCATION<br>(Data for Handicapped/Disabled Only) (All Funds) |      |      |                               |                                      |                                    |                            |                                     |              |      |
| INSTRUCTION                                                                                 |      |      | Salaries                      | Employee Benefits Purchased Services | Supplies                           | Property                   | Other                               | Total        |      |
| Elementary                                                                                  | 21   | 1    | 100                           | 200                                  | 600                                | 700                        | 800/900                             |              |      |
| Middle/Junior High                                                                          | 21   | 2    | 462,884.45                    | 182,536.26                           | 311,477.00                         | 14,495.76                  |                                     | 981,495.98   |      |
| High                                                                                        | 21   | 3    |                               |                                      | 10,102.51                          |                            |                                     | 0.00         | 0.00 |
| Subtotal (Lines 1 thru 3)                                                                   | 21   | 4    | 462,884.45                    | 182,536.26                           | 311,477.00                         | 14,495.76                  |                                     | 981,495.98   |      |
| RELATED SERVICES                                                                            |      |      |                               |                                      |                                    |                            |                                     |              |      |
| Elementary                                                                                  | 21   | 5    | 72,214.96                     | 31,504.11                            |                                    |                            |                                     | 103,719.07   |      |
| Middle/Junior High                                                                          | 21   | 6    |                               |                                      |                                    |                            |                                     | 0.00         | 0.00 |
| High                                                                                        | 21   | 7    |                               |                                      |                                    |                            |                                     | 0.00         | 0.00 |
| Subtotal (Lines 5 thru 7)                                                                   | 21   | 8    | 72,214.96                     | 31,504.11                            | 0.00                               | 0.00                       |                                     | 103,719.07   |      |
| ADMINISTRATION                                                                              |      |      |                               |                                      |                                    |                            |                                     |              |      |
| Elementary                                                                                  | 21   | 9    | 102,687.70                    | 31,257.85                            |                                    |                            |                                     | 135,460.44   |      |
| Middle/Junior High                                                                          | 21   | 10   |                               |                                      |                                    |                            |                                     | 0.00         | 0.00 |
| High                                                                                        | 21   | 11   |                               |                                      |                                    |                            |                                     | 0.00         | 0.00 |
| Subtotal (Lines 9 thru 11)                                                                  | 21   | 12   | 102,687.70                    | 31,257.85                            | 0.00                               | 0.00                       |                                     | 135,460.44   |      |
| LEGAL                                                                                       |      |      |                               |                                      |                                    |                            |                                     |              |      |
| Elementary                                                                                  | 21   | 13   |                               |                                      | 3,468.98                           |                            |                                     | 3,468.98     |      |
| Middle/Junior High                                                                          | 21   | 14   |                               |                                      |                                    |                            |                                     | 0.00         | 0.00 |
| High                                                                                        | 21   | 15   |                               |                                      |                                    |                            |                                     | 0.00         | 0.00 |
| Subtotal (Lines 13 thru 15)                                                                 | 21   | 16   | 0.00                          | 0.00                                 | 3,468.98                           | 0.00                       |                                     | 3,468.98     |      |
| TRANSPORTATION                                                                              |      |      |                               |                                      |                                    |                            |                                     |              |      |
| Elementary                                                                                  | 21   | 17   |                               |                                      | 20,134.90                          |                            |                                     | 20,134.90    |      |
| Middle/Junior High                                                                          | 21   | 18   |                               |                                      |                                    |                            |                                     | 0.00         | 0.00 |
| High                                                                                        | 21   | 19   |                               |                                      |                                    |                            |                                     | 0.00         | 0.00 |
| Subtotal (Lines 17 thru 19)                                                                 | 21   | 20   | 0.00                          | 0.00                                 | 20,134.90                          | 0.00                       |                                     | 20,134.90    |      |
| TOTAL (Lines 4, 8, 12, 16, 20)                                                              | 21   | 21   | 637,787.11                    | 245,298.22                           | 335,080.88                         | 14,495.76                  | 1,514.89                            | 1,244,279.37 |      |
| Total by Instructional Level                                                                |      |      | (1) Instruction Lines 1, 2, 3 | (2) Related Svcs. Lines 5, 6, 7      | (3) Administration Lines 9, 10, 11 | (4) Legal Lines 13, 14, 15 | (5) Transportation Lines 17, 18, 19 | (6) Total    |      |
| Elementary                                                                                  | 21   | 22   | 981,495.98                    | 103,719.07                           | 135,460.44                         | 3,468.98                   | 20,134.90                           | 1,244,279.37 |      |
| Middle/Junior High                                                                          | 21   | 23   | 0.00                          | 0.00                                 | 0.00                               | 0.00                       | 0.00                                | 0.00         |      |
| High                                                                                        | 21   | 24   | 0.00                          | 0.00                                 | 0.00                               | 0.00                       | 0.00                                | 0.00         |      |
| TOTAL                                                                                       | 21   | 25   | 981,495.98                    | 103,719.07                           | 135,460.44                         | 3,468.98                   | 20,134.90                           | 1,244,279.37 |      |

| NAME:<br>HAMPTON FALLS                                                                                            | DIST. LOC<br>21: | Acct<br>No | (1)      | (2)                                  | (3)                 | (4)      | (5)       | (6)   | (7)  |
|-------------------------------------------------------------------------------------------------------------------|------------------|------------|----------|--------------------------------------|---------------------|----------|-----------|-------|------|
| TITLES                                                                                                            | PAGE LINE        | No         | Salaries | Employee Benefits Purchased Services | Supplies            | Property | Other     | Total |      |
| DETAILED EXP DATA FOR SPECIAL EDUCATION (Data for Culturally Deprived, Bilingual and Gifted/Talented) (All Funds) |                  |            |          |                                      |                     |          |           |       |      |
| ACTIVITY                                                                                                          |                  |            | 100      | 300,400,500                          | 600                 | 700      | 800/900   |       |      |
| CULTURALLY DEPRIVED                                                                                               |                  |            |          |                                      |                     |          |           |       |      |
| Elementary                                                                                                        | 22               | 1          |          |                                      |                     |          |           | 0.00  |      |
| Middle/Junior High                                                                                                | 22               | 2          |          |                                      |                     |          |           | 0.00  |      |
| High                                                                                                              | 22               | 3          |          |                                      |                     |          |           | 0.00  |      |
| Subtotal (Lines 1 thru 3)                                                                                         | 22               | 4          | 0.00     | 0.00                                 | 0.00                | 0.00     | 0.00      | 0.00  | 0.00 |
| BILINGUAL                                                                                                         |                  |            |          |                                      |                     |          |           |       |      |
| Elementary                                                                                                        | 22               | 5          |          |                                      |                     |          |           | 0.00  |      |
| Middle/Junior High                                                                                                | 22               | 6          |          |                                      |                     |          |           | 0.00  |      |
| High                                                                                                              | 22               | 7          |          |                                      |                     |          |           | 0.00  |      |
| Subtotal (Lines 5 thru 7)                                                                                         | 22               | 8          | 0.00     | 0.00                                 | 0.00                | 0.00     | 0.00      | 0.00  | 0.00 |
| GIFTED AND TALENTED                                                                                               |                  |            |          |                                      |                     |          |           |       |      |
| Elementary                                                                                                        | 22               | 9          |          |                                      |                     |          |           | 0.00  |      |
| Middle/Junior High                                                                                                | 22               | 10         |          |                                      |                     |          |           | 0.00  |      |
| High                                                                                                              | 22               | 11         |          |                                      |                     |          |           | 0.00  |      |
| Subtotal (Lines 9 thru 11)                                                                                        | 22               | 12         | 0.00     | 0.00                                 | 0.00                | 0.00     | 0.00      | 0.00  | 0.00 |
| TOTAL (Lines 4, 8, 12)                                                                                            | 22               | 13         | 0.00     | 0.00                                 | 0.00                | 0.00     | 0.00      | 0.00  | 0.00 |
| DETAILED EXPENDITURE DATA REGARDING TUITION (All Funds) - DO NOT INCLUDE CHARTER SCHOOLS                          |                  |            |          |                                      |                     |          |           |       |      |
| Description                                                                                                       |                  |            | Object   | (1) Elementary                       | (2) Middle/Jr. High | (3) High | (4) Total |       |      |
| Regular Program Tuition to LEAs within NH                                                                         | 22               | 14         | 561      |                                      |                     |          | 0.00      |       |      |
| Regular Program Tuition to LEAs outside NH                                                                        | 22               | 15         | 562      |                                      |                     |          | 0.00      |       |      |
| Regular Program Tuition to Public Academies/JMA                                                                   | 22               | 16         | 563      |                                      |                     |          | 0.00      |       |      |
| Regular Program Tuition to Private and Other Schc                                                                 | 22               | 17         | 564      |                                      |                     |          | 0.00      |       |      |
| Special Program Tuition to LEAs within NH                                                                         | 22               | 18         | 561      |                                      |                     |          | 0.00      |       |      |
| Special Program Tuition to LEAs outside NH                                                                        | 22               | 19         | 562      |                                      |                     |          | 0.00      |       |      |
| Special Program Tuition to Public Academies/JMA                                                                   | 22               | 20         | 563      |                                      |                     |          | 0.00      |       |      |
| Special Program Tuition to Private and Other Schc                                                                 | 22               | 21         | 564      | 44,132.64                            |                     |          | 44,132.64 |       |      |
| Special Program Residential Costs                                                                                 | 22               | 22         | 569      | 54,451.50                            |                     |          | 54,451.50 |       |      |
| Vocational Program Tuition to LEAs within NH                                                                      | 22               | 23         | 561      |                                      |                     |          | 0.00      |       |      |
| Vocational Program Tuition to LEAs outside NH                                                                     | 22               | 24         | 562      |                                      |                     |          | 0.00      |       |      |
| Vocational Program Tuition to Public Academies/J                                                                  | 22               | 25         | 563      |                                      |                     |          | 0.00      |       |      |
| Vocational Program Tuition to Private & Other Sch                                                                 | 22               | 26         | 564      |                                      |                     |          | 0.00      |       |      |
| *Coe-Brown, Pinkerton and Prospect Mtn only                                                                       |                  |            |          |                                      |                     |          | 0.00      |       |      |

| NAME:<br>HAMPTON FALLS                                                                |                 | DIST LOC<br>21    | Acct No     |                 | (1)      | (2)        | DOE 25 2011-2012 |  |  | (5) | (6) | (7) |  |
|---------------------------------------------------------------------------------------|-----------------|-------------------|-------------|-----------------|----------|------------|------------------|--|--|-----|-----|-----|--|
| TITLES                                                                                |                 | PAGE LINE         | No          |                 |          |            |                  |  |  |     |     |     |  |
| DETAILED EXPENDITURE DATA ON TRANSPORTATION EXPENDITURES (General Fund only)          |                 |                   |             |                 |          |            |                  |  |  |     |     |     |  |
| Description                                                                           | Function        | Object            | Elementary  | Middle/Jr. High | High     | Total      |                  |  |  |     |     |     |  |
| Regular To and From Transportation                                                    | 2721            | ALL               | 168,043.43  |                 |          | 168,043.43 |                  |  |  |     |     |     |  |
| All Special Education Transportation                                                  | 2722            | ALL               | 20,134.90   |                 |          | 20,134.90  |                  |  |  |     |     |     |  |
| Vocational Education Transportation                                                   | 2723            | ALL               |             |                 |          | 0.00       |                  |  |  |     |     |     |  |
| Athletic Trips                                                                        | 2724            | ALL               | 4,607.24    |                 |          | 4,607.24   |                  |  |  |     |     |     |  |
| Co-curricular Trips/Field Trips                                                       | 2725            | ALL               | 2,341.57    |                 |          | 2,341.57   |                  |  |  |     |     |     |  |
| Intra-District Transportation                                                         | 2726            | ALL               |             |                 |          | 0.00       |                  |  |  |     |     |     |  |
| Other Transportation                                                                  | 2729            | ALL               | 1,930.80    |                 |          | 1,930.80   |                  |  |  |     |     |     |  |
| <b>TOTAL</b>                                                                          | 2700            | ALL               | 197,057.94  | 0.00            | 0.00     | 197,057.94 |                  |  |  |     |     |     |  |
| DETAILED EXPENDITURE DATA ON CAPITAL ITEMS IN THE GENERAL AND OTHER SPECIAL REV FUNDS |                 |                   |             |                 |          |            |                  |  |  |     |     |     |  |
| Description                                                                           | Function        | Object            | Elementary  | Middle/Jr. High | High     | Total      |                  |  |  |     |     |     |  |
| Land and Improvements                                                                 | All except 4000 | 710               |             |                 |          | 0.00       |                  |  |  |     |     |     |  |
| Buildings                                                                             | All except 4000 | 720               | 68,773.73   |                 |          | 68,773.73  |                  |  |  |     |     |     |  |
| Equipment (Mach/Furn/Veh/Computers)                                                   | All except 4000 | 730               | 54,149.50   |                 |          | 54,149.50  |                  |  |  |     |     |     |  |
| <b>TOTAL</b>                                                                          | All except 4000 | 700               | 122,923.23  | 0.00            | 0.00     | 122,923.23 |                  |  |  |     |     |     |  |
| DETAILED EXPENDITURE DATA ON SUMMER SCHOOL PROGRAMS EXPENDITURES (All Funds Combined) |                 |                   |             |                 |          |            |                  |  |  |     |     |     |  |
| Description                                                                           | Salaries        | Employee Benefits | Purchased   | Supplies        | Property | Other      | Total            |  |  |     |     |     |  |
| Elementary                                                                            | 100             | 200               | 300,400,500 | 600             | 700      | 800/900    | 800/900          |  |  |     |     |     |  |
| Middle/Junior High                                                                    |                 |                   |             |                 |          |            |                  |  |  |     |     |     |  |
| High School                                                                           |                 |                   |             |                 |          |            |                  |  |  |     |     |     |  |
| <b>TOTAL</b>                                                                          | 0.00            | 0.00              | 0.00        | 0.00            | 0.00     | 0.00       | 0.00             |  |  |     |     |     |  |

**SAU 21 DISTRICT ASSESSMENTS**

**Proposed 2012-13 with Use of \$100,000 Fund Balance**

Proposed Expenditures:

|                                                         |                     |
|---------------------------------------------------------|---------------------|
| SAU #21 Internal Budget - for Joint Board Adoption..... | \$ 1,375,253        |
| <b>Total</b>                                            | <b>\$ 1,375,253</b> |

Anticipated Revenues:

|                                          |                    |
|------------------------------------------|--------------------|
| Interest Income.....                     | \$ -               |
| Indirect Costs for Federal Projects..... | <u>\$ (35,000)</u> |
| <b>Total</b>                             | <b>\$1,340,253</b> |

Voted from Fund Balance \$ (100,000)

Amount to be shared by Districts:

Expenditures minus Revenues..... **\$ 1,240,253**

**Distribution of \$1,240,253 to be raised by Districts as follows:**

| District      | 2011<br>Valuation       | Valuation<br>Percent | 2011-2012<br>Pupils | Pupil<br>Percent | Combined<br>Percent | District<br>Share<br>2013-2014 |
|---------------|-------------------------|----------------------|---------------------|------------------|---------------------|--------------------------------|
| Hampton Falls | \$ 302,045,351          | 0.0591               | 261.33              | 0.0995           | 0.0793              | \$ 98,373                      |
| No. Hampton   | \$ 741,032,398          | 0.1450               | 437.68              | 0.1667           | 0.1559              | \$ 193,298                     |
| Seabrook      | \$ 1,625,181,506        | 0.3181               | 652.89              | 0.2486           | 0.2834              | \$ 351,429                     |
| So. Hampton   | \$ 141,919,372          | 0.0278               | 76.03               | 0.0290           | 0.0284              | \$ 35,179                      |
| Winnacunnet   | \$ 2,299,242,214        | 0.4500               | 1,198.02            | 0.4562           | 0.4531              | \$ 561,974                     |
|               | <b>\$ 5,109,420,841</b> | <b>1.00</b>          | <b>2,625.95</b>     | <b>1.00</b>      | <b>1.00</b>         | <b>\$ 1,240,253</b>            |

*Robin Ratigan, Chair  
S.A.U. #21 Joint Board*

10/23/2012



**IMPACT FEES**

**Impact Fees Received**

| <b>2011</b>                | Amount              | Lot ID                      |
|----------------------------|---------------------|-----------------------------|
| 1/30/11                    | \$ 7,772.44         | lot 82-12                   |
| 10/3/11                    | 10,277.75           | lot 51-18                   |
| <b>Total 2011 Received</b> | <b>18,050.19</b>    |                             |
| <br>                       |                     |                             |
| <b>2012</b>                |                     |                             |
| 1/19/12                    | 11,309.97           | lot 51-12                   |
| 4/23/12                    | 10,640.10           | lot 51-5b                   |
| 9/8/12                     | 35,650.00           | lot 51-17,40-01,51-13,32-10 |
| 12/28/12                   | 6,207.55            | lot 68-1                    |
| <b>Total 2012 received</b> | <b>63,807.62</b>    |                             |
| <b>Grand total</b>         | <b>\$ 81,857.81</b> |                             |

**Impact Fee Uses**

| Date                               | Vendor       | Purpose          | Gross Amt               | % Permitted | \$ Permitted                 |
|------------------------------------|--------------|------------------|-------------------------|-------------|------------------------------|
| FY11                               | NA           | WHS Bond         | \$ 7,772.44             | 100.0%      | \$ 7,772.44                  |
| FY11                               | NA           | WHS Bond         | 6,207.55                | 100.0%      | 6,207.55                     |
| FY11                               | Gove         | Wetland flagging | 1,317.00                | 100.0%      | 1,317.00                     |
| FY11                               | Doucet       | Survey Merrill   | 9,569.16                | 100.0%      | 9,569.16                     |
|                                    | Harriman     | Concepts         | <u>5,815.44</u>         | 80.8%       | <u>4,696.55</u>              |
| <b>Total 2011 Spent</b>            |              |                  | <b>\$ 30,681.59</b>     |             | <b>\$ 29,562.70</b>          |
| <br>                               |              |                  |                         |             |                              |
| 1/17/2012                          | Doucet       | Survey           | \$ 9,569.16             | 100.0%      | \$ 9,569.16                  |
| 3/8/2012                           | Gove         | Wetland Flagging | 1,317.00                | 100.0%      | 1,317.00                     |
| 3/28/2012                          | Gove         | Wetland Flagging | 214.88                  | 100.0%      | 214.88                       |
| 11/2/2012                          | Trident      | OPM              | 10,052.40               | 80.8%       | 8,118.32                     |
| 11/8/2012                          | Trident      | OPM              | 6,213.69                | 80.8%       | 5,018.18                     |
| 12/17/2012                         | Trident      | OPM              | 10,052.40               | 80.8%       | 8,118.32                     |
| 12/5/2012                          | Turner       | Borings          | 4,300.00                | 100.0%      | 4,300.00                     |
| 12/5/2012                          | Soule        | Legal            | 2,524.40                | 80.8%       | 2,038.71                     |
| 12/17/2012                         | Soule        | Legal            | 1,988.50                | 80.8%       | 1,605.91                     |
|                                    |              | Bond             | <u>6,207.55</u>         | 100.0%      | <u>6,207.55</u>              |
| <b>Total 2012 Spent</b>            |              |                  | <b><u>52,439.98</u></b> |             | <b><u>46,508.02</u></b>      |
| <b>Grand total spent to date</b>   |              |                  | <b>\$ 83,121.57</b>     |             | <b>\$ 76,070.72</b>          |
| <br>                               |              |                  |                         |             |                              |
| <b>Planned 2013 spending</b>       |              |                  |                         |             |                              |
|                                    | Jones        | Engineering      | \$ 4,655.00             | 80.8%       | \$ 3,759.38                  |
|                                    | Soule        | Legal            | 328.00                  | 80.8%       | 264.89                       |
|                                    | Eck/LVA      | Design           | 60,500.00               | 80.8%       | 48,859.80                    |
|                                    | Smith/Wessel | Asbestos         | <u>6,000.00</u>         | 0.0%        | <u>-</u>                     |
| <b>Total planned</b>               |              |                  | <b>\$ 71,483.00</b>     |             | <b>\$ 52,884.07</b>          |
| <b>Grand total received</b>        |              |                  |                         |             | <b><u>\$ 81,857.81</u></b>   |
| <b>Grand total spent</b>           |              |                  |                         |             | <b>\$ 158,517.49</b>         |
| <b>Spend in excess of received</b> |              |                  |                         |             | <b><u>\$ (76,659.68)</u></b> |

# VITAL STATISTICS

## BIRTHS

| <b>DATE</b> | <b>CHILD</b>              | <b>BIRTHPLACE</b> | <b>FATHER'S NAME</b> | <b>MOTHER'S NAME</b>        |
|-------------|---------------------------|-------------------|----------------------|-----------------------------|
| 02/02/2012  | Cushing, Kaylen Elizabeth | Exeter, NH        | Cushing, Cory        | Cushing, Elizabeth          |
| 05/19/2012  | Bonesho, Anna Maria       | Exeter, NH        | Bonesho, Timothy     | Deblasio Bonesho, Alexandra |
| 08/24/2012  | Garrant, Abigail Ruth     | Portsmouth, NH    | Garrant II, Robert   | Garrant, Alexis             |

## MARRIAGES

| <b>DATE</b> | <b>PERSON A'S NAME</b>  | <b>PERSON A'S RESIDENCE</b> | <b>PERSON B'S NAME</b> | <b>PERSON B'S RESIDENCE</b> | <b>TOWN OF ISSUANCE</b> | <b>PLACE OF MARRIAGE</b> |
|-------------|-------------------------|-----------------------------|------------------------|-----------------------------|-------------------------|--------------------------|
| 01/20/2012  | Kay-French, Emily R     | New Boston, NH              | Dumont, Mary E         | Hampton Falls, NH           | New Boston              | Hampton Falls            |
| 06/27/2012  | Buxton, Kathy M         | Hampton Falls, NH           | Raymond, Jason P       | Hampton Falls, NH           | Exeter                  | Rye                      |
| 08/25/2012  | Trainor-Watters, Erin   | Hampton Falls, NH           | Holste, Kent E         | Kalispell, MT               | Hampton Falls           | Hampton Falls            |
| 09/08/2012  | Spruance, Joel A        | Ledyard, CT                 | Stevenson, Julia M     | Hampton Falls, NH           | Tuftonboro              | Tuftonboro               |
| 10/13/2012  | Story, Rebecca E        | Hampton Falls, NH           | Shellito, Shawn M      | Hampton Falls, NH           | Hampton Falls           | Durham                   |
| 12/08/2012  | Prescott Jr., Russell E | Newmarket, NH               | Hastings, Sarah J      | Hampton Falls, NH           | Newmarket               | Hampton                  |

## DEATHS

| <u>DATE</u> | <u>NAME</u>         | <u>PLACE OF DEATH</u> | <u>FATHER'S NAME</u> | <u>MOTHER'S MAIDEN</u> |
|-------------|---------------------|-----------------------|----------------------|------------------------|
| 03/07/2012  | Netzel, David       | Hampton Falls         | Netzel, Robert       | Plummer, Imogene       |
| 03/19/2012  | Bohm, Elizabeth     | Hampton Falls         | Bohm, Richard        | Collier, Rosemary      |
| 04/15/2012  | Pappas, Helen       | Hampton               | Meader, Stoughton    | Doucette, Alice        |
| 04/16/2012  | Camarda, Frank      | Exeter                | Camarda, Frank       | Cote, Lorraine         |
| 04/22/2012  | Donoghue, Rosemary  | Dover                 | Aicher, Rudolph      | Brennan, Ann           |
| 06/17/2012  | Boudreau, Delma     | Exeter                | Glidden, Lauriston   | Spinney, Alberta       |
| 07/03/2012  | Pelton, Kenneth     | Exeter                | Pelton, Frank        | Robinson, Frances      |
| 07/05/2012  | Sweeney, Patricia   | Exeter                | Sweeney, William     | Stravers, Gladys       |
| 07/19/2012  | Davies, Janet       | Dover                 | Davies, Robert       | Merrill, Marjorie      |
| 08/11/2012  | Brown, Betty        | Hampton               | Small, Henry         | Thurston, Abbie        |
| 08/13/2012  | Boudreau, Yvon      | Dover                 | Boudreau, Leo        | Nicol, Annette         |
| 08/22/2012  | Haynes, Donna       | Portsmouth            | Lamontagne, Raymond  | Provencher, Marcelle   |
| 08/29/2012  | Thibodeau, Michael  | Hampton Falls         | Thibodeau, Kevin     | German, Theresa        |
| 09/07/2012  | Dow, Amanda         | Hampton Falls         | Dow, Rudolph         | Eaton, Harriett        |
| 09/25/2012  | Dealmeida, Karla    | Dover                 | Dealmeida, Anthony   | Gundal, Lenore         |
| 10/04/2012  | Burton Sr., Russell | Hampton Falls         | Burton, John         | Cole, Bessie           |
| 12/15/2012  | Rice Jr., Lawrence  | Hampton Falls         | Rice Sr., Lawrence   | Haglund, Katherine     |
| 12/23/2012  | Alexander Wilson    | Portsmouth            | Wilson, Alexander    | Mackinnon, Blanche     |



*View from the Old Stage Road Bridge*

## SCHEDULE OF FEES AND CHARGES

| <b>TYPE OF FEE</b>                    | <b>FEE COLLECTOR</b> | <b>FEE</b>                       | <b>DESCRIPTION</b>                                  |
|---------------------------------------|----------------------|----------------------------------|-----------------------------------------------------|
| Articles of Agreement                 | Town Clerk           | \$30.00                          | \$25.00 State, \$5.00 Town                          |
| Attachment (Sheriff)                  | Town Clerk           | 3.00                             |                                                     |
| Bad Check Fee                         | Relevant Office      | 30.00                            |                                                     |
| Board of Adjustment                   | Building Inspector   | 75.00                            | Administrative Fee                                  |
|                                       |                      | 4.00 + postage                   | Per Certified Letter                                |
|                                       |                      | Actual Cost                      | Legal Notice                                        |
| Building Permits                      | Building Inspector   | 20.00                            | 1st \$5,000 Worth                                   |
|                                       |                      | 5.00                             | Every \$1,000 After                                 |
| Cemetery Bylaws                       | Town Clerk           | 5.00                             |                                                     |
| Cemetery lot                          | Town Clerk           | 550.00 + recording fee           | Oaklawn Cemetery, Nason Rd.                         |
| Certified Copies                      | Town Clerk           | 1 <sup>st</sup> copy 15.00       | \$ 11.00 State, \$ 4.00 Town                        |
|                                       |                      | 2 <sup>nd</sup> or more \$10.00  | \$ 7.00 State, \$ 3.00 Town                         |
| Checklist                             | Town Clerk           | 25.00 + postage                  | 25.00 + postage                                     |
| Copies                                | Town Clerk           | .25                              | Per Page                                            |
| Copies – Tax Cards                    | Tax Collector        | .50                              | Per Map & Lot #                                     |
| Copies – Tax Bills                    | Tax Collector        | 1.00                             | Per Bill                                            |
| Copies- Tax Maps                      | Tax Collector        | 1.00/10.00                       | Per Map/Set                                         |
| Current Use - Application             | Tax Collector        | \$20.00 + postage                |                                                     |
| Current Use - Land Use Change Tax     | Tax Collector        | \$20.00 + postage                |                                                     |
| Dog Licenses                          | Town Clerk           | 2.00                             | Senior Citizen discount for 1 <sup>st</sup> license |
|                                       |                      | 6.50/9.00                        | Neutered or Spayed/Not Neutered or Spayed           |
| Dredge & Fill                         | Town Clerk           | 68.00                            | \$50.00 State, \$15.00 Town + postage               |
| Driveway Permits                      | Building Inspector   | 30.00                            | In Advance                                          |
| Electric Permit                       | Building Inspector   | 50.00                            | In connection with a separate building permit       |
| Dump Stickers                         | Town Clerk           | 10.00                            | For 3 Years                                         |
| Hawkers & Peddlers Permit             | Town Clerk           | 15.00                            |                                                     |
| Lot Line Adjustments (Planning Board) | Building Inspector   | 50.00                            | Application Fee                                     |
|                                       |                      | Actual Cost                      | Newspaper Notice                                    |
|                                       |                      | 4.00 + postage                   | Abutters Notices                                    |
|                                       |                      | \$35.00 + Registry of Deeds fees | Recording / Filing Fee / LCHIP                      |
|                                       |                      | \$25 LCHIP                       |                                                     |
| Marriage Licenses                     | Town Clerk           | 45.00                            | \$38.00 State, \$7.00 Town                          |
| Master Plan                           | Town Clerk           | 15.00                            | + \$3.00 for postage                                |
| Mechanical Permit                     | Building Inspector   | 50.00                            | In connection with a separate building permit       |
| Motor Vehicle Titles                  | Town Clerk           | 27.00                            | \$25.00 State, \$2.00 Town                          |
| Motor Vehicle Registrations           | Town Clerk           | 3.50                             | Town fee per registration                           |
| Notarizing                            | Town Clerk           | 5.00                             | Per document                                        |

## SCHEDULE OF FEES AND CHARGES

| <u>TYPE OF FEE</u>                              | <u>FEE COLLECTOR</u> | <u>SEE</u>                       | <u>DESCRIPTION</u>                                                                                   |
|-------------------------------------------------|----------------------|----------------------------------|------------------------------------------------------------------------------------------------------|
| Oil Burner Inspections                          | Fire Dept.           | 40.00                            | Per inspection                                                                                       |
| Pistol Permits                                  | Police Chief         | 10.00                            | For 4 Years                                                                                          |
| Plumbing Permit                                 | Building Inspector   | 60.00                            | In connection with a separate building permit                                                        |
| Pole License                                    | Town Clerk           | 10.00                            |                                                                                                      |
| Recording Organizations                         | Town Clerk           | \$5.00                           |                                                                                                      |
| Recycling Bin                                   | Town Clerk           | 15.00                            |                                                                                                      |
| Scenic Road Alteration Permits (Planning Board) | Building Inspector   | 50.00                            | Application Fee                                                                                      |
|                                                 |                      | Actual Cost                      | Newspaper Notice (two required by law)                                                               |
| Septic System Plans                             | Building Inspector   | 20.00                            | Copy Fee - Per Set                                                                                   |
| Site Plan Review (Planning Board)               | Building Inspector   | 100.00                           | Application Fee                                                                                      |
|                                                 |                      | Actual Cost                      | Newspaper Notice                                                                                     |
|                                                 |                      | 4.00 + postage                   | Abutters Notices                                                                                     |
|                                                 |                      | 100.00 - 1,000.00                | Hearing Fee                                                                                          |
|                                                 |                      | Actual Cost                      | Technical/Legal Review                                                                               |
|                                                 |                      | 35.00 + Registry of Deeds fees   | Recording & Filing Fee                                                                               |
|                                                 |                      | 15.00 per lot                    | Tax Map & Record Change                                                                              |
| Solid Waste - Tires                             | Dump Attendant       | 2.00                             | Per Unmounted Tire (without rims)                                                                    |
| Solid Waste - Electronics                       | Dump Attendant       | 5.00                             | Computers, Monitors, Scanners, Stereos, Fax Machines                                                 |
| Solid Waste - Propane Tanks                     | Dump Attendant       | 5.00/20.00                       | 5 lb., 10 lb., 20 lb./30 lb., 40 lb., 100 lb.                                                        |
| Solid Waste - Appliance containing freon        | Dump Attendant       | 25.00                            | Per Appliance                                                                                        |
| Subdivision (Planning Board)                    | Building Inspector   | 50.00                            | Application Fee                                                                                      |
|                                                 |                      | Actual Cost                      | Newspaper Notice                                                                                     |
|                                                 |                      | 4.00 + postage                   | Abutters Notices                                                                                     |
|                                                 |                      | \$125 per lot/housing unit       | Per lot or housing unit fee                                                                          |
|                                                 |                      | Actual Cost                      | Technical/Legal Review                                                                               |
|                                                 |                      | \$35.00 + Registry of Deeds fees | Recording & Filing Fee                                                                               |
|                                                 |                      | \$15.00 per lot                  | Tax Map & Record Change                                                                              |
| Test Pit Inspections                            | Health Officer       | 385.00                           | Per Inspection (Per Lot)<br>\$270 Test Pit Fee - \$35 Admin. Fee<br>\$80 Bed Bottom/Final Inspection |
| Town Report                                     | Town Clerk           | 5.00                             | Non-Resident                                                                                         |
| UCCs & Liens Term/Search                        | Town Clerk           | 15.00/10.00                      |                                                                                                      |
| Vital Statistics Book                           | Town Clerk           | 5.00                             |                                                                                                      |
| Voter Registration Card                         | Town Clerk           | 4.00                             |                                                                                                      |
| Wetland Special Use Permit (Planning Board)     | Building Inspector   | 100.00                           | Application Fee                                                                                      |
|                                                 |                      | Actual Cost                      | Newspaper Notice & Technical/Legal Review                                                            |
| Zoning Book (also online at hamptonfalls.org)   | Building Inspector   | 12.00/16.00                      | In Person/By Mail                                                                                    |
| Zoning Map (s)                                  | Tax Collector        | 10.00/1.00                       | Per Set/Per Page                                                                                     |

# LOCAL GOVERNMENT OPERATIONAL CHART

## SELECTMEN

|                     |                                 |                       |
|---------------------|---------------------------------|-----------------------|
|                     |                                 |                       |
| <b>Police Chief</b> | <b>Administrative Assistant</b> | <b>Fire Chief/EMD</b> |
| Employee            | Employee                        | Employee              |

|                   |                   |                      |                                       |                            |                                |                 |                        |                 |                 |
|-------------------|-------------------|----------------------|---------------------------------------|----------------------------|--------------------------------|-----------------|------------------------|-----------------|-----------------|
|                   |                   |                      |                                       |                            |                                |                 |                        |                 |                 |
| <b>Road Agent</b> | <b>Bookkeeper</b> | <b>Tax Collector</b> | <b>Building Insp./ Health Officer</b> | <b>Secretary PB/ZBA/AA</b> | <b>Code Compliance Officer</b> | <b>Assessor</b> | <b>Welfare Officer</b> | <b>Contract</b> | <b>Contract</b> |
| Employee          | Employee          | Employee             | Employee                              | Employee                   | Employee                       | Employee        | Employee               | Employee        | Contract        |

## Elected Officials

|                                                                                                          |                         |                         |                                 |                   |                  |                                |                   |                   |                   |
|----------------------------------------------------------------------------------------------------------|-------------------------|-------------------------|---------------------------------|-------------------|------------------|--------------------------------|-------------------|-------------------|-------------------|
|                                                                                                          |                         |                         |                                 |                   |                  |                                |                   |                   |                   |
| <b>Cemetery Trustees</b>                                                                                 | <b>Library Trustees</b> | <b>Planning Board</b>   | <b>Supervisors of Checklist</b> | <b>Town Clerk</b> | <b>Treasurer</b> | <b>Trustees of Trust Funds</b> | <b>Volunteers</b> | <b>Volunteers</b> | <b>Volunteers</b> |
| Employee                                                                                                 | Employees<br>Volunteers | Employees<br>Volunteers | Volunteers                      | Employees         | Employee         | Volunteers                     | Volunteers        | Volunteers        | Volunteers        |
| Capital Improvement Program Committee<br>Ordinance and Regulations Committee<br>Roads Committee/Employee |                         |                         |                                 |                   |                  |                                |                   |                   |                   |

## Appointed by Selectmen

|                                |                         |                            |                                 |                                        |                                  |                                              |                                   |                            |                            |
|--------------------------------|-------------------------|----------------------------|---------------------------------|----------------------------------------|----------------------------------|----------------------------------------------|-----------------------------------|----------------------------|----------------------------|
|                                |                         |                            |                                 |                                        |                                  |                                              |                                   |                            |                            |
| <b>Conservation Commission</b> | <b>Energy Committee</b> | <b>Heritage Commission</b> | <b>Highway Safety Committee</b> | <b>Joint Loss Management Committee</b> | <b>Recreation Commission</b>     | <b>Solid Waste &amp; Recycling Committee</b> | <b>Zoning Board of Adjustment</b> | <b>Employee/Volunteers</b> | <b>Employee/Volunteers</b> |
| Employee/Volunteers            | Volunteers              | Volunteers                 | Volunteer<br>Employees          | Volunteer<br>Employees                 | Town<br>Improvement<br>Committee | Volunteers                                   | Employee/<br>Volunteers           | Employee/<br>Volunteers    | Employee/<br>Volunteers    |

*and all study committees which may become necessary*

**The Library, School and Town are each separate political entities;**

**80+/- Volunteer Town Positions – 6 Paid Full-Time Town Employees, 50 +/- Part-Time/Seasonal Town Employees**







**Volunteers assist with setting  
the memorial stone.**

**Memorial stone prepared for unveiling on  
November 11, 2012**



**Veterans Day**

**November 11, 2012**



**Mike Farinola and Frank Fitzgerald  
unveiling memorial stone  
at Veterans Day service on  
the Town Common.**

