

ANNUAL TOWN REPORT 2016



TOWN OF KENSINGTON, NH
WWW.TOWN.KENSINGTON.NH.US

INCORPORATED 1737

TABLE OF CONTENTS

Content

Selectmen's Report	1
2016 Capsule Proclamation	3
Town Officials	7
2016 Deliberative Session Minutes	11
2016 Town Meeting Results	14
2016 Primary Results	17
2016 November Presidential Election Results	19
2017 Town Warrant & Deliberative Session Minutes	20
2017 Municipal Budget MS-636	35
2017 Default Budget	41
2017 Final Budget Detailed	45
Long Term Bond	49
Balance Sheet	50
Treasurer's Report	51
2016 Profit and Loss Town Accounts	53
Vendors	61
Salaries	65
Special Revenue Funds	67
Tax Rate 2016	72
Tax Collector's Report	73
Town Clerk's Report	75
Dog Licensing	76
Vital Statistics for 2016	77
Police Department Report	78
Fire Department Report	80
Forest Fire Warden and State Forest Ranger Report	82

TABLE OF CONTENTS

Emergency Management	83
Library Report	85
Road Manager Report	88
Trustees of the Trust Funds	89
Cemetery Trustees Report 2016	100
Conservation Commission	102
Planning Board Report	103
Historical Society Report	104
Schedule of Town Property	105
Trash and Recycling	106
2015 Audit Report	108
KES Principal Report	130
Kensington Elementary Officers, Enrollment and Salaries	133
2017 KES Warrant and Deliberative Session Minutes	137
2016 KES Deliberative Session Minutes	139
2016 KES Results	141
2017 KES MS-26 & MS-DS Reports	143
Exeter Region Cooperative School District and SAU16 Reports	148
Notice of Involuntarily Merged Lots	189
Municipality Information	190

Selectmen's Report

ANNUAL REPORT 2016

It's with great pleasure that the Board of Selectmen present to you, the citizens of Kensington, the Annual Report for 2016. During the year there was momentous transformation in town beginning with the completion of the town hall and the removal of the police trailer from the parking lot area. The Town Hall is once again the center of the community. The town now conducts its activities out of one central location. A number of individuals stepped up in offering their services and goods to help in the accomplishment of this endeavor. With this help the Board of Selectmen take great pride in the completion of the town hall renovation and construction within budget.

On the FY 2016 operational budget front, it is projected we will have a surplus for 2016 even while covering some unexpected expenses during the year. Once again, the Board of Selectmen give the Department Heads some special thanks for keeping a watchful eye on their budgets. With this cooperative effort, we were able to maintain the current tax base without significant growth. The proposed budget for 2017 is lower than the default budget.

Looking forward to 2017, the Board will focus on policies and procedures in all departments to make the town work in a more efficient manner. The implementation of the new town website will take place in the first quarter of 2017. The Board of Selectmen will be working on installing an audio/visual system in the main hall. This system will enhance the sound quality through the hall. The Board will be working on the development of a new Employee Handbook, new employee evaluation system, payroll study and operational policies and procedures.

There will be projects of importance that the Board will be working on in the upcoming year. We will continue our road renovations and water diversion work to make our roads safer. The Board would like to commence a study for a crosswalk in front of the Town Hall. The placement of the walkway has been approved by the State. The Board would also like to undertake a fire pond maintenance and upgrading program with the Fire Department. The proposal is to increase the capacity of water in each pond and to address any fixtures that need to be upgraded.

ANNUAL REPORT 2016

The Board of Selectmen would once again like to acknowledge and thank all the dedicated residents, officials, department heads, employees, and volunteers who continually work to make the Town of Kensington a better place to live. In 2017, the Board will continue to encourage all residents to be engaged in the town process, ask questions, provide input, and volunteer. Town government works effectively with feedback from residents.

There are a number of boards, committees, and town positions to get involved in. The Town of Kensington has a wonderful community of residents which make it a special place to live. The Board and employees would like thank you for entrusting us with town operations oversight. It has been, and will continue to be a pleasure to serve you.

Norman DeBoisbriand, Chairman

Peter Merrill

Robert Wadleigh

2016 Capsule Proclamation

Town of Kensington, New Hampshire

Proclamation

December 31, 2016

WHEREAS, the citizens of Kensington, local organizations, and outside entities have endeavored to preserve and protect buildings and sites in Kensington which are deemed to have historical significance, and

WHEREAS, historical organizations in Kensington have endeavored to preserve and protect historical artifacts and material about Kensington, and,

WHEREAS, much consideration and effort has gone into the education of our children and our community about the history of Kensington, and

WHEREAS, cooperation between the citizens, local government, and local organizations of Kensington, along with concerned outside entities has resulted in the completion of the renovation and new addition to the Kensington Town Hall, and

WHEREAS, these same parties have submitted photographs and other artifacts representing daily life in Kensington in the year two thousand and sixteen (2016) to be preserved in a time capsule for the future Kensington citizens,

NOW THEREFORE, We the Board of Selectmen of Town of Kensington, do hereby place this Kensington time capsule in the designated location in the Town Hall, and proclaim the time capsule shall be removed from the location and opened for examination on a date not before July 4th in the year twenty seventy six (2076).

Given under my hand and seal of office this 31st day of December, 2016.



Norman DeBoisbriand, Chairman

ANNUAL REPORT 2016


Welcome, and thank you all for braving the cold weather to come out and participate in the setting of the Kensington Time Capsule this morning.

The idea of placing the time capsule was suggested back in the spring of 2016 when renovations were still in the early stage. This spot was identified as being a location where, once placed, visitors to the Town Hall would be aware of it. Eventually, we intend to place a plaque over the spot signifying date of placement, etc. It is also near the door that was the entrance to the old town offices.

Potential contributors were contacted to gauge the level of interest in placing something in the time capsule, and we found there was great interest. The school, library, churches, grange, historical society, Friends of Town Hall, as well as Kensington Town functions contributed to the capsule. In addition, photographs of key Kensington locations were taken on December 6, 2016 and placed in the capsule along with many of the pictures put on the Town Hall web page throughout the renovation project. As a final thought, a copy of Time Magazine, "2016 Year in Review" edition was added to give future citizens a glimpse of American life in 2016.

The Board would like to thank all those who devoted their time to gathering and submitting artifacts, to Art Wiggin who constructed the time capsule placement spot, and to the citizens and organizations of Kensington who show a devotion to preserving our past and creating a desirable future life in Kensington, New Hampshire.

As noted by our Governor Kensington is a special place and hopefully the current and future citizens will make a diligent effort to maintain its charm.



OUTDOOR SERIAL NO. LABEL

Placed 12-31-16

Place this serial numbered label on your time capsule when you place it. Press it on firmly and press it again so that it is firmly attached. When we process your order, we record the order no. with this serial number so that, in the future it is possible to match the serial number of your time capsule with the order number and therefore the contact details of your order. In this way, it gives your time capsule a chance of being identified and returned to you if found. We plan to provide all order information along with the serial numbers and type of time capsule to the International Time Capsule Society so that they might be consulted in the future. We recommend that you go a step further, and register your time capsule with them. Register here at the website:

<http://crypt.oglethorpe.edu/international-time-capsule-society/register-your-time-capsule/>

Place the serial number in your info about the container: "Does the container bear on its outer surface a message or instructions to the future finder?" If you've had the capsule engraved, specify that and inscription. Whether or not you have the capsule engraved, place the SERIAL NUMBER of this label in the area of information. Indicate that Future Packaging & Preservation provided it to you with the time capsule.

Serial No. 9200

Future Packaging & Preservation
www.futurepkg.com

ANNUAL REPORT 2016

Kensington, New Hampshire Time Capsule Contributors/Contributions

December 31, 2016

Kensington First Universalist Society (Church)

Kensington First Congregational Church

Kensington Elementary School

Kensington Fire & Rescue

Kensington Grange

Kensington Police Association (Directory)

Kensington Public Library

Kensington Town Hall

Friends of Kensington Town Hall

Historical Society of Kensington

CD of Town Hall Renovation pictures and video of Ribbon Cutting Ceremony

Time Magazine 2016 Year in Review edition

Photos of Kensington taken on December 6, 2016



ANNUAL REPORT 2016

Town Offices Contact Information

KATHLEEN T. FELCH OFFICE STAFF	CARLENE WIGGIN TAX COLLECTOR	DAWN FROST TOWN CLERK CAROL BEERS- WITHERELL DEPUTY
Selectmen's Office Assessing Office Planning Board Zoning Board of Adjustment Permits-Building, Electrical, Burner Intent to Cut and Intent to Excavate General Town Information Stickers Elderly Exemptions Veteran's Tax Credits Historical Barn Easements Hours Monday-Thursday 8:30-1:30pm	Collector of the Town's Taxes Various office duties Tax bill information Payoff amounts Timber and Gravel Tax Payments Liens General Town Information Stickers Hours: Mon, Wed & Thurs. 9:00am- 12:00 Wednesday Night 6:30-8:00pm	Vehicle Registrations Dog Licenses Vital Records Registering to Vote Filing for Office Absentee Ballots General Town Information Stickers Hours: Tues 3:00-7:00pm Wed. 3:00-6:00pm Thurs. 10:00-1:00pm

Tel 603-772-5423x3 & 4

Fax [Fax]603-772-6841

assessor@kensingtontown.com

Tel 603-772-5423x2

Fax 603-772-6841

taxcollector@kensingtontown.com

Tel 603-772-5423x1

Fax 603-772-6841

townclerk@kensingtontown.com

ANNUAL REPORT 2016

Town Officials

BOARD OF SELECTMEN

Norman DeBoisbriand, Chair Exp. 3/17
Peter Merrill Exp. 3/18
Robert Wadleigh Exp. 3/19

TOWN CLERK

Dawn Frost Exp. 3/17
Carol Beers-Witherell Probationary

TAX COLLECTOR

Carlene Wiggin Exp. 3/17

FIRE CHIEF AND WARDEN

Charles LeBlanc

BUILDING INSPECTOR

Norman R Giroux Exp. 4/17

ELECTRICAL INSPECTOR

Robert Fee Jr. Exp. 10/16

POLICE DEPARTMENT

Scott Sanders, Chief
Scott Cain, Sergeant
Donald Frost, Officer
Thomas Boynton, Officer
Dennis Gorski, Officer
David Hersey, Officer
Michael Sielicki, Officer
Dustin George, Officer

PLANNING BOARD

Michael Schwotzer, Alt. Exp. 4/18
Robert Solomon Exp. 4/18
Jim Thompson Exp. 4/18
T. Kate Mignone Exp. 4/19
Joan Whitney Exp. 4/19
Glenn Ritter Exp. 4/17
Peter Merrill Selectmen's Rep.

BOARD OF HEALTH

Karl Singer, MD
Board of Selectmen
Police Chief

ZONING BOARD OF ADJUSTMENT

John Andresse Exp. 4/18
Joan Skewes Exp. 4/18
Elliot Fixler, Alt. Exp. 4/19
Richard Powers Exp. 4/19
Janet Bunnell Exp. 4/17
Michael Schwotzer, Alt. Exp. 4/17
Robert Nolls Exp. 4/17

CONSERVATION COMMISSION

Sydnee Goddard, Chair Exp. 4/17
Joan Skewes Exp. 4/18
Robert Gustafson Exp. 4/17

SUPERVISOR OF THE CHECKLIST

Donna Carter Exp. 3/21
Susan Herney Exp. 3/20
Mary Jane Solomon Exp. 3/19

ANNUAL REPORT 2016

MODERATOR

Harold Bragg Exp. 3/17

LIBRARY TRUSTEES

John Herney Exp. 3/19
Heather Ritter Exp. 3/17
Janet Seeger Exp. 3/18

CEMETERY TRUSTEES

Carlton Rezendes Exp. 3/18
Joan Webber Exp. 3/17
Richard Bates Exp. 3/19

TREASURER

Michael Schwotzer, Exp. 3/17
Deputy
Sara Belisle-at will

TOWN ENGINEER

Beal's Associates

SEPTIC INSPECTORS

Rockingham County Cons. District

SAWYER/KEN. TRUST TRUSTEES

Bruce Cilley Exp. 3/18
Donna Carter Exp. 10/18
Michael DelSesto Exp. 7/16
David Macek Exp. 10/16
Keith Palmer Exp. 10/17

EMERGENCY MANAGEMENT

Robert Gustafson, Director

JOINT LOSS COMMITTEE

Dave Buxton, Susan Gilbert
Chief Charles LeBlanc, Norman DeBoisbriand
Carl Rezendes, Chief Scott Sanders

HIGHWAY SAFETY

Board of Selectmen
School Board Chairman
Chief of Police

TRUSTEES OF TRUST FUNDS

Ann Smith Exp. 3/18
Holly McCann Exp. 3/19
Jim Webber Exp. 3/17

ROAD MANAGER

David Buxton

SOUTHEAST REGIONAL SOLID WASTE REP.

Alfred Felch & Alan Tuthill

ROCKINGHAM PLANNING COMM. REP.

Peter Merrill Exp. 4/18
Joan Whitney Exp. 4/17

ANNUAL REPORT 2016

TOWN AUDITORS

Vachon, Clukay and Co.

BOUNDARY WALKER

Vacant

GRANGE HALL COMMITTEE

Carlton Rezendes Exp. 3/18
 Joan Webber Exp. 3/17
 Nancy Roffman, Appointed Exp. 3/17

RECREATION COMMITTEE

Donna Carter Exp. 4/19
 Holly McCann Exp. 4/19
 Linda Blood Exp. 4/19

DEPARTMENT MEETINGS

Selectmen	Meet the 1 st and 3 rd Mondays, monthly, at the Kensington Town Hall at 6:30pm
Planning Board	Meet the 3 rd Tuesday, monthly, at the Kensington Town Hall, 7:00pm
Zoning Board of Adjustment	Meet the 1 st Tuesday, monthly if needed, at the Kensington Town Hall, 7:30pm This board only meets for official business
Conservation Commission	Meet the 2 nd Tuesday, monthly, at the Kensington Town Hall, 7:30pm
Recreation Commission	Meet the 2 nd Wednesday, monthly, at the Kensington Town Hall, 7:00pm
Sawyer/Kensington Trust	Meet the 3 rd Wednesday, monthly, at the Pinnacle Center, 199 South Road, 7:30pm
KES School Board	Meet the 2 nd Wednesday, monthly, at the school, 6pm
Cooperative School Board	Meet the 3 rd Monday, monthly, at the Exeter High School, Roy Morrisette Alumni Room, 7pm, subject to change.

Community Profiles

Kensington, NH



Community Contact **Town of Kensington**
Board of Selectmen
243 Amesbury Road Unit #6
Kensington, NH 03833
Telephone **(603) 772-5423**
Fax **(603) 772-6841**
E-mail **kensington@kensingtontown.com**
Web Site **www.town.kensington.nh.us**

Municipal Office Hours **Administration, Assessor: Monday through Thursday, 8:30 am - 1:30 pm; Town Clerk: Tuesday, 3 pm - 7 pm, Wednesday, 3 pm - 6 pm, Thursday, 10 am - 1 pm ; Tax Collector: Monday, Thursday, 9 am - 12 noon, Wednesday, 9 am - 12 noon, 6:30 pm - 8 pm**

County **Rockingham**
Labor Market Area **Haverhill-Newburyport-Amesbury Town, MA-NH NECTA Division**
Tourism Region **Seacoast**
Planning Commission **Rockingham**
Regional Development **Coastal Economic Development Corp.**

Election Districts
US Congress **District District 1**
Executive Council **District District 3**
State Senate **District District 24**
State Representative **Rockingham County Districts 16, 35**

Incorporated: 1737

Origin: This town was once a parish of Hampton, and was incorporated in 1737 by Governor Jonathan Belcher of Massachusetts when New Hampshire was still part of that province. Of the 27 towns granted by Governor Belcher, only three were given names: Arlington, Peterborough, and Kensington, which was named for Edward Rich, Earl of Holland and Baron Kensington. England's Kensington, now a suburb of London, is the location of Kensington Palace, known for its beautiful public gardens. The palace was the birthplace of Queen Victoria, and the London home of Diana, Princess of Wales.

Villages and Place Names: Austin Corners, Brick School Corner, Eastman Corners, Five Corners, Lamprey Corners, Prescott Corner

Population, Year of the First Census Taken: 800 residents in 1790

2016 Deliberative Session Minutes

Mr. Bragg explained that Article 2 is a selectman submitted article and has been presented as part of a public hearing and cannot be amended tonight. He explained that it was not going to be discussed, unless anyone present had questions about it. There were no questions posed so he moved on to Article 3.

Article 03: Amending zoning ordinance

The Planning Board propose and support the following addition to Article IV.

Are you in favor of amending Article IV General Regulations, by adding Section 4.4 Non-Conforming Uses, Structures and Lots.

SECTION 4.4 NON-CONFORMING USES, STRUCTURES AND LOTS

A. Continuation: Any land non-conforming use, structure or building that exists at the effective date or adoption of this ordinance may continue as long as it remains otherwise lawful and is subject to other applicable provisions of the zoning ordinance.

B. Reconstruction: In the event of the damage or destruction by natural hazard of any use, structure or building not conforming to the regulations in this ordinance, said structure or building may be rebuilt or refurbished for its former non-conforming condition in the same manner and extent, provided such construction is started within one year of its damage or destruction and is complete within two years. The provisions of the Town of Kensington Building Code, as amended, shall apply to any reconstruction.

C. Expansion: Expansion of a non-conforming use or structure for a purpose or in a manner which is substantially different from the use to which it was put before the alteration is prohibited except by variance granted by the Zoning Board of Adjustment. The non-conforming use or structure, if granted a variance by the Zoning Board of Adjustment, may be physically extended, reconstructed, enlarged or structurally altered but only in conformity with the requirements of the zoning ordinance.

D. Discontinuance: In the event a non-conforming use is discontinued for a period of more than two years, it shall not be permitted to recommence; thereafter the property shall only be in conformity with this ordinance as determined by the Zoning Board of Adjustment. The marking and physical maintenance of a building or premises for the continuation of an existing non-conforming use shall be deemed as evidence of intent to continue the use.

Section 4.4.2 Non-Conforming Lots

A. A lot of record which met the requirements of the zoning ordinance for area, frontage and dimensions at the time of its approval and is shown on an approved subdivision plan, if undeveloped, may be developed providing such development meets all of other town and state requirements, and the lot has sufficient and practical frontage to access the property.

B. A lot of record which met the requirements of the zoning ordinance for area, frontage and dimensions at the time of its approval and is shown on an approved subdivision plan, and is developed, may be further developed providing such new development or redevelopment meets all of other town and state requirements, and the lot has sufficient and practical frontage to access the property. Existing non-conforming structures and buildings on such developed lots of record may only be expanded by variance granted from the Zoning Board of Adjustment.

Yes No

Mr. Bragg explained that Article 3 was presented by the Planning Board and the public hearing was held on this article as well. This article is not subject to amendments, and asked if there were any questions. No questions so he moved on to Article 4.

Article 04: Operating Budget

Shall the Town of Kensington raise and appropriate as an operating budget, not including appropriations by special warrant articles and other appropriations voted separately, the amounts set forth on the budget posted with the warrant or as amended by vote of the first session, for the purposes set forth therein, totaling \$1,621,397 (one million six hundred twenty one thousand three hundred and ninety one dollars)? Should this article be deleted, the default budget shall be \$1,623,868.00 (one million six hundred twenty three thousand eight hundred and fifty eight dollars) the governing body may hold one special meeting, in accordance with RSA 40:13, X and XVI, to take up the issue of

Town of Kensington New Hampshire Deliberative Session Minutes Wednesday February 3, 2016

Moderator Harold Bragg addressed all present on how the meeting would proceed. He informed them that this is the first session in the SB2 town election process. The second session will be held on March 9, 2016, and that the voters will vote on the following articles and how they are amended or presented tonight.

Second Session of Annual Meeting (Official Ballot Voting)

Date: Tuesday March 8, 2016

Time: 8:00am-7:30pm

Location: Kensington Elementary School Gym 122 Amesbury Road, Kensington, NH

Details: To vote on all town affairs

Mr. Bragg explained that Article 1 will be voted on election day and moved on to Article 2.

Article 01: Elect Officials

To choose all necessary Town Officials for the year ensuing

Article 02: Amend Zoning Ordinance

The Board of Selectmen proposes and supports the following amendment to Article VII Building Permit Ordinance.

Are you in favor of amending Article VIII: Building Ordinance; Section 8.1 Building Permit with the following changes to A and B:

Article VIII: BUILDING ORDINANCE

SECTION 8.1 BUILDING PERMIT (03/09/1971; 03/16/1978) (Amended 03/1994; 03/1997; 03/13/2001; 12/17/2015) A building permit is required to promote the health, safety, convenience and general welfare of the community.

A. A permit is required for:

1. A new structure, addition, decks, remodeling, or manufactured building when the value exceeds \$2,000. The value shall be based on labor costs - (including the value of self-provided labor), material costs, and other costs, excluding land;
2. The demolition of a structure; and
3. Any swimming pool, except those that are dismantled each season.
4. A free standing structure exceeding 120 square feet, as measured from outside.
5. Wheelchair ramps.

B. A permit is not required for:

1. Minor alterations, repairs and general upkeep of existing buildings under \$200
2. Replacement of in-kind roofing, windows and siding.

DEFINITION of In Kind

- in the same way, with something similar.

a revised operating budget only.

The Board of Selectmen unanimously approve this appropriation.

The proposed operating budget is a decrease of \$2,770 from the budget adopted last year of \$1,624,161. The net estimated impact is negative \$10,009 per thousand dollars of valuation. (negative nine tenths of a cent per thousand dollars of valuation.)

Mr. Bragg read the following article to all present. He asked the wishes of the operating budget. Richard Waldron of Cottage Road asked to present an amendment. Jim Thompson from Osgood Road seconded the motion. Mr. Waldron presented a written amendment which was read by the moderator.

Shall the Town of Kensington raise and appropriate as an operating budget, not including appropriations by special warrant articles and other appropriations votes separately, the amounts set forth on the budget posted with the warrant or as amended by vote of the first session, for the purposes set forth therein, totaling \$1,459,250 (one million four hundred fifty nine thousand two hundred and fifty dollars)? Should this article be defeated, the default budget shall be \$1,623,658.00 (one million six hundred twenty three thousand eight hundred and fifty eight dollars) the governing body may hold one special meeting, in accordance with RSA 40:13, X and XVI, to take up the issue of a revised operating budget only.

Motion to accept the amendment by Richard Waldron, Cottage Road. Seconded by Ben Cole of North Havertill Road.

Lestie Lavelle of 7 Palmer Drive, asked Richard to explain the amendment. Richard explained that in November there was a special town meeting for the renovation of the Town Hall, between 2012-2013 the town had raised \$19,765 over and above what the town spent. 2013-2014 the town had raised an extra \$268,268 which was 16% above the town budget. He would like to return the town budget to a realistic amount of money. He is asking for 10% reduction in the 2016 budget, and believes that we would still meet the amount needed by the DKA. Mr. Bragg explained that with this amendment the Board of Selectmen has purview of where the amounts will be deducted. Jim Thompson, Osgood Road asked if the Selectmen could address Mr. Waldron's comments. Selectmen DeBoisbriland explained that the surplus is made up of a number of different items. When the board prepares the budget they project a historical average of what is normally spent. Last year was different due to the snow plowing needed, but FEMA was able to help out with some of those expenses. Some of the surplus is from gasoline, if the price drops from what you have budgeted for then there is a surplus. They try to budget as close as possible and manage the department heads. In regards to the Town Hall that was able to be done with no tax impact to the town. He also explained that the town currently has no town server or IT. The board has put in money to be able to upgrade the town IT, website and server.

Mr. Merrill added that there was a large amount of money at the end of one of these years due to the fact that the board of selectmen at that time had frozen spending in the town in anticipation of spending money to build the Town Offices. There was a substantial amount of money put into the surplus that year. Mr. Waldron commented that this is an El Niño year and that this year's budget seems to be over. Ben Cole, what happens to the extra money at the end of the year? Mr. Merrill explained that it is sometimes used to buy down the tax rate.

Mr. Bragg asked for all present to act on the amendment presented. He called for all in favor of the amendment to say I.

Amendment defeated by voice vote.

Mr. Bragg asked if there were any other questions or discussion on Article 4. Being none he moved on to Article 5.

Yes No

Article 05: Lease Payment #4 for Fire Truck

To see if the Municipality will vote to authorize the Selectmen to enter into the fourth year of a seven year lease agreement for three hundred and eighty thousand dollars (\$380,000.), for the purpose of leasing a new fire truck and to raise and appropriate the sum of sixty thousand seven hundred and forty dollars (\$60,740.00) for the fourth year's

payment for that purpose. This lease agreement contains an escape clause (majority vote required). In subsequent years, if the annual appropriation is not approved, the lease terminates and the truck will be returned. If this lease is approved for each of the seven years, a warrant article will be set forth to expend nineteen thousand dollars (\$19,000) from the fire department equipment capital reserve fund to offset the final payment only.

The board of selectmen unanimously approve this article

The tax impact of this article will be \$0.203 per \$1,000 valuation (twenty point three cents per thousand dollars of valuation).

Mr. Bragg read the article above to all present. He asked for a motion to accept. Charles LeBlanc Cottage Road, seconded by Robert Gustafson of Muddy Pond Road. Mr. Bragg asked Charles LeBlanc if he as the Fire Chief would like to comment on the article. Mr. LeBlanc stated that this is the 4th year of the lease. No discussion or amendments.

Yes No

Article 06: Purchase Person & Car Cameras Police Department

To see if the town will vote to raise and appropriate the sum of twenty nine thousand, one hundred and fifty two dollars (\$29,152.00) for the purpose of purchasing seven (7) Watch Guard VISTA body-worn cameras and three (3) Watch Guard 4RE in-car camera systems. This sum will also include the upgrading of the police department's server and related infrastructure required to support the implementation of the camera systems, which will allow for the safe and proper management of the videos as required by legislation and rules of evidence.

The Board of Selectmen unanimously approve this article.

The tax impact of this appropriation is \$0.097 per \$1,000 valuation (nine point seven cents per \$1,000 of valuation)

Mr. Bragg read the article above to all those present. Motion to accept Peter Merrill, North Havertill Road, Seconded by Kathleen Felch, Peverar Lane. Mr. Bragg asked all present if they would allow Chief Sanders to speak to the article. There were no objections. Chief Sanders explained there is legislation coming in the near future that will require all states to have cameras. He believes that this will benefit and protect the town and the officers. He has no problem with putting cameras on his officers and letting the town see what the officers have to deal with on a daily basis. There are complaints filed and they are frivolous and this will help to discourage that. If the officers do something that is inappropriate then he can address it. There are people that they stop that do record them with their cell phones and it would be good for the officers to have a copy of the stop as well. Mr. Thompson asked about the expense of the cameras. Chief Sanders explained that he attended a conference in Chicago and compared a few different vendors and found this one to be the best, with the least overall expenses and information is not stored on their systems, it will be in house. The ease of use, clarity, durability, storage capacity and battery life are the major reasons for choosing this particular brand. Glenn Greenwood, Amesbury Road, asked about the ability to use future grants to purchase these for the department. Chief explained that NH is not eligible for some of the Federal Grants because we do not have a seatbelt law. There is no certainty that there would be a grant for these in the future, and these are going to be implemented as soon as they are purchased. Mr. Greenwood commented that Chief Sanders had really done his due diligence in researching these cameras. No further questions or comments so Mr. Bragg moved onto the next article.

Yes No

Article 07: Social Services: Richie McFarland Program

We, the residents of the Town of Kensington, petition to raise and appropriate the sum of Two Thousand Four Hundred Dollars (\$2,400.00) for the Richie McFarland Children's Center's (RMCC) early intervention program that serves children from birth to three years of age and their families. This investment will support the cost of providing early childhood special education, pediatric therapies and family support services to Kensington residents. RMCC bases the request on three hundred dollars (\$300.00) per child served which is less than five percent (5%) of the annual cost for weekly home-based therapies. This past year RMCC served eight (8) children.

The Board of Selectmen unanimously support this article.

The net estimated tax impact of this appropriation is \$.008 per \$1,000 valuation (eight tenths of a cent per thousand dollars of valuation.)

Road seconded. Jean Waldron asked what rates the board was planning on repairing this year. Mr. Wadleigh explained that roughly \$100K of the funds would be going to repair the culverts on Kimball Road. The culverts are in need of repair. The board has already reduced the load limit. The other roads would be the ones that have the first coat on them, the remaining money would be put towards pulling the finish coat on the already paved roads. Richard Waldron asked if Cottage Road would be one of those roads, because the sides of the road are washing away. Mr. Wadleigh explained that is normal repair and he would speak to David Burton and relay the concerns and have him check on it. Mr. Bragg asked if there were other comments, none, this article will pass to ballot.

Yes No

Article 11: Trustee of Trust Funds to pay services from capital reserves

To see if the town will vote, pursuant to NH RSA 33:9-a-II, to authorize the Trustees of the Trust Funds to pay for the capital reserve fund investment management services, and any other expenses incurred, from capital reserve funds income. No vote by the town to rescind such authority shall occur within five years of the original adoption of this article.

The article is recommended by the Board of Selectmen.

There is no tax impact associated with this article.

Mr. Bragg read the above article to those present. Peter Merrill made the motion to accept, seconded by Robert Wadleigh, Amesbury Road.

There was a need for those present to have the article explained. Peter Merrill explained that the trust funds are funds that have been donated over the years. The Trustees will be given purview over the funds. This is not money that belongs to the day to day usages of the Town. Kathleen Felch explained that Ann Smith had spoken to the board on this article and she was unable to make the meeting. The trust funds are managed by a portfolio company and the funds paid to the company are paid by the tax payers right now. This article would allow the fees to be paid out of the trust funds, and not have any tax impact on the town. There are a lot of towns that have already passed this. Jean Waldron is concerned that people will not understand this article and just vote no. Mr. Bragg explained that there is the option to amend the article. Mr. Bragg explained that there should be someone available voting day to explain the article. This article will be presented to the town as it appears.

Yes No

Article 12: Fire Chief appointed yearly- correction of 2012 article

To see if the Town will vote, pursuant to RSA 154:5 I, effective immediately, to define the fire chief appointment term not previously defined in the Town 2012 Warrant Article and designate that the position of Fire Chief shall be appointed by the Board of Selectmen for a definite term of one-year, which shall end on June 30th and commence on July 1st, with no limit to the number of reappointment terms, at the discretion of the Board of Selectmen.

Recommended unanimously by the Board of Selectmen.

The article will have no tax impact.

Mr. Bragg read the above article to all those present. Motion to accept by Ben Cole, seconded by Leslie Levelle Palmer Drive. Chief LeBlanc asked why the board was putting this article forth now. Mr. DeBoisbrant addressed this by stating that the warrant article prepared in 2012 was silent in regards to the chief. The term of the fire chief should be voted on by the legislative body, and this is to correct that. Chief LeBlanc stated that the RSA states that the chief can be an indefinite period of time or one year. Mr. Bragg explained that he is able to amend this. Mr. LeBlanc stated that he has no problem with the article. This article will pass to the town vote.

Respectfully Submitted,

Dawn Frost

Dawn Frost, Town Clerk

Mr. Bragg read the article above to all those present. Motion to accept by Leslie Levelle Palmer Drive, Seconded by Jean Waldron, Cottage Road. No discussion or question. Moved on to Article 8.

Article 08: Social Services: Rockingham Nutrition & Meals on Wheels

We, the undersigned residents of Kensington, Petition the Town of Kensington to support the Rockingham Nutrition & Meals on Wheels Program by appropriating the funds requested in the amount of six hundred ninety six dollars (\$696), to enable Rockingham Nutrition & Meals on Wheels Program to continue to provide the meal service to elder, homebound, and disabled Kensington Residents.

The Board of Selectmen unanimously approve this appropriation.

The tax impact of this article will be \$0.002 per \$1,000 valuation (two tenths of a cent per thousand dollar valuation).

Mr. Bragg read the above article. Motion to accept by Peter Merrill, North Haverhill Road, Seconded by Kathleen Felch, Pevear Lane. Jean Waldron asked how many people were served in Kensington by Meals on Wheels. Mr. Bragg asked if there was anyone able to speak on the subject. There was no one present from Meals on Wheels to discuss. No further questions, so the article will pass to the voters.

Yes No

Article 09: Social Services: Rockingham Community Action

To request the Town appropriate the sum of fifteen hundred dollars (1500.00) to Rockingham Community Action for the purpose of providing financial assistance, budgeting education & support to Kensington residents in crisis and move them toward self-sufficiency.

The Board of Selectmen unanimously recommend this appropriation.

The tax impact of this article will be \$0.005 per \$1,000 valuation. (five tenths of a cent per thousand dollars of valuation)

Mr. Bragg read the article above to all those present. Motion to accept by Robert Wadleigh, Amesbury Road, seconded by Jim Thompson, Osgood Road. Mr. Bragg asked if there was anyone there to speak on this article. Keith Bates from Rockingham Community Action was allowed to speak on the article. He thanked Kathleen for making the copies for the evening that laid out what the services are and how many residents in Kensington have been served. He gave a brief overview of all the programs that they provide to the area communities. They are currently across the street from Wal-Mart in Seabrook, NH. This article will be passed on to the ballot. Mr. Bragg thanked him for presenting and speaking to the article tonight.

Yes No

Article 10: Road Reconstruction

To see if the town will vote to raise and appropriate the sum of \$200,000 (two hundred thousand dollars) for town road reconstruction. This will be a non-lapsing appropriation as per RSA 32:7, VI and will not lapse until December 31, 2017. This appropriation is in addition to Warrant Article 6, the operating budget article.

The Board of Selectmen unanimously approve this warrant article.

The tax impact of this article will be \$0.667 per \$1,000 valuation. (sixty six point seven cents per thousand dollars of valuation)

Mr. Bragg read the article to all those present. Robert Wadleigh, Amesbury Road motioned to accept the article, Dennis Roffman, Amesbury

2016 Town Meeting Results

Kensington Town Election Results

Tuesday March 8, 2016

346 Ballots Cast

Official Results

Selectmen

Robert A. Wadleigh 280

Tax Collector

Carlene Wiggin 315

Town Clerk

Dawn Frost 301

Treasurer

Michael A. Schwotzer 286

Library Trustee

John D. Herney 279

Trustee of Trust Funds

Holly McCann 279

Cemetery Trustee

Richard E. Bates 278

(3) Write-Ins

ANNUAL REPORT 2016

March 8, 2016 Kensington Town Election, 346 Ballots Cast Exeter Region Cooperative school District, Official Results

Member on Cooperative School Board

For Brentwood	Melissa Litchfield 205
For Exeter	Kimberly Meyer 211
For Kensington	James B. Webber 295
For Stratham	Travis Thompson 200

For Cooperative School District Moderator

Katherine B. Miller 219

Member on Cooperative School District Budget Committee

Exeter	Write-Ins (2) Ray Morrisette
Newfields	Write-Ins (1) Rob Schmoler (1) Chris Sununu
Stratham	Lucy Cushman 206

Article 01: ERCSD Operating Budget FY17 189 yes 127 No

Article 02: CRF for Synthetic Turf replacement 160 Yes 156 No

Article 03: CMS Expansion and Renovation 146 Yes 167 No

Article 04: Citizens Petition 168 Yes 110 No

ANNUAL REPORT 2016


Official Results March 8, 2016 Kensington Town Election

Article 02: Amend Zoning Ordinance	190 Yes	140 No
Article 03: Amending Zoning Ordinance	188 Yes	120 No
Article 04: Operating Budget	300 Yes	26 No
Article 05: Lease Payment #4 for Fire truck	268 Yes	57 No
Article 06: Purchase Person & Car Cameras For Police Department	241 Yes	94 No
SOCIAL SERVICES Articles 07 – 09		
Article 07: Richie McFarland Program	292 Yes	43 No
Article 08: Meals on Wheels	318 Yes	20 No
Article 09: Rockingham Community Action	293 Yes	44 No
Article 10: Road Reconstruction	259 Yes	79 No
Article 11: Trustee of Trust Funds To pay services from capital reserves	257 Yes	68 No
Article 12: Fire Chief appointed Yearly	276 Yes	57 No

Dawn Just Town Clerk

2016 Primary Results

OFFICIAL RESULTS



*Commemorating the
One Hundredth Anniversary (1916-2016)
Of the New Hampshire Presidential Primary*

**REPUBLICAN
ABSENTEE
Official Ballot**

DIRECT PRIMARY ELECTION

FEBRUARY 9, 2016

IN

KENSINGTON


Wm. Gardner
Secretary of State

**CANDIDATE OF THE REPUBLICAN PARTY
FOR
PRESIDENT OF THE UNITED STATES**

I hereby declare my preference for candidate for the Office of
PRESIDENT of the UNITED STATES to be as follows:
VOTE FOR NOT MORE THAN ONE:

Stephen John McCarthy Fairborn, Ohio	0	<input type="radio"/>
Peter Messina Brandon, Florida	0	<input type="radio"/>
George Pataki Garrison, New York	0	<input type="radio"/>
Rand Paul Bowling Green, Kentucky	5	<input type="radio"/>
Chomi Prag Menomonee Falls, Wisconsin	1	<input type="radio"/>
Joe Robinson Brookline, Massachusetts	0	<input type="radio"/>
Marco Rubio West Miami, Florida	65	<input type="radio"/>
Rick Santorum Great Falls, Virginia	1	<input type="radio"/>
Donald J. Trump Manhattan, New York	220	<input type="radio"/>
Richard P.H. Witz Spencer, Massachusetts	0	<input type="radio"/>
Jeb Bush Coral Gables, Florida	66	<input type="radio"/>
Ben Carson West Palm Beach, Florida	12	<input type="radio"/>
Chris Christie Mendham, New Jersey	54	<input type="radio"/>
Stephen B. Comley, Sr. Rowley, Massachusetts	1	<input type="radio"/>
Tim Cook Browns Summit, North Carolina	0	<input type="radio"/>
Ted Cruz Houston, Texas	59	<input type="radio"/>
Brooks A. Cullison Olney, Illinois	0	<input type="radio"/>
Matt Drozd Pittsburgh, Pennsylvania	0	<input type="radio"/>
J. Daniel Dyas, Sr. Daphne, Alabama	0	<input type="radio"/>
Carly Fiorina Lorton, Virginia	26	<input type="radio"/>
Jim Gilmore Richmond, Virginia	0	<input type="radio"/>
Lindsey Graham Seneca, South Carolina	0	<input type="radio"/>
Mike Huckabee Santa Rosa Beach, Florida	1	<input type="radio"/>
Kevin Glenn Huey Aurora, Colorado	0	<input type="radio"/>
Walter N. Iwachiw Sunnyside, New York	0	<input type="radio"/>
Bobby Jindal Baton Rouge, Louisiana	0	<input type="radio"/>
John R. Kasich Westerville, Ohio	80	<input type="radio"/>
Frank Lynch Jupiter, Florida	0	<input type="radio"/>
Robert L. Mann New Albany, Indiana	0	<input type="radio"/>
Andy Martin Manchester, New Hampshire	1	<input type="radio"/>
3	WRITE-IN	<input type="radio"/>

OFFICIAL RESULTS



*Commemorating the
One Hundredth Anniversary (1916-2016)
Of the New Hampshire Presidential Primary*

**DEMOCRATIC
ABSENTEE
Official Ballot**

DIRECT PRIMARY ELECTION

FEBRUARY 9, 2016

IN

KENSINGTON

Wm Gardner
Secretary of State

**CANDIDATE OF THE DEMOCRATIC PARTY
FOR
PRESIDENT OF THE UNITED STATES**

I hereby declare my preference for candidate for the Office of
PRESIDENT of the UNITED STATES to be as follows:
VOTE FOR NOT MORE THAN ONE:

Hillary Clinton	Chappaqua, New York	181	<input type="radio"/>
Roque "Rocky" De La Fuente	San Diego, California	0	<input type="radio"/>
Eric Elbot	Groton, Massachusetts	0	<input type="radio"/>
Bill French	Lewisburg, Pennsylvania	0	<input type="radio"/>
Mark Stewart Greenstein	West Hartford, Connecticut	0	<input type="radio"/>
Henry Hewes	New York, New York	0	<input type="radio"/>
Brock C. Hutton	Linthicum, Maryland	0	<input type="radio"/>
Keith Judd	Midland, Texas	0	<input type="radio"/>
Lloyd Kelso	Gastonia, North Carolina	0	<input type="radio"/>
Steven Roy Lipscomb	Santa Fe, New Mexico	0	<input type="radio"/>
Star Locke	Harlingen, Texas	0	<input type="radio"/>
Robert Lovitt	Lexington, Kentucky	0	<input type="radio"/>
William H. McGaughey, Jr.	Minneapolis, Minnesota	0	<input type="radio"/>
Raymond Michael Moroz	Colonia, New York	0	<input type="radio"/>
Edward T. O'Donnell, Jr.	Bridgeport, Pennsylvania	0	<input type="radio"/>
Martin J. O'Malley	Baltimore, Maryland	0	<input type="radio"/>
Bernie Sanders	Burlington, Vermont	280	<input type="radio"/>
Graham Schwass	Haverhill, Massachusetts	0	<input type="radio"/>
Sam Sloan	Bronx, New York	0	<input type="radio"/>
Edward Sonnino	New York, New York	0	<input type="radio"/>
Michael A. Steinberg	Tampa, Florida	0	<input type="radio"/>
Vermin Supreme	Rockport, Massachusetts	0	<input type="radio"/>
David John Thistle	Manchester, New Hampshire	0	<input type="radio"/>
James Valentine	Miami Beach, Florida	0	<input type="radio"/>
Richard Lyons Weil	Fort Collins, Colorado	0	<input type="radio"/>
John Wolfe	Chattanooga, Tennessee	0	<input type="radio"/>
Jon Adams	New York, New York	0	<input type="radio"/>
Steve Burke	Heuvelton, New York	0	<input type="radio"/>
		5	<input type="radio"/> WRITE-IN

ANNUAL REPORT 2016

2016 November Presidential Election Results

STATE OF NEW HAMPSHIRE
RETURN OF VOTES
KENSINGTON
GENERAL ELECTION
NOVEMBER 8, 2016



Vote November 8, 2016 a true copy attest:

Signature of Town/City Clerk

One copy to be Returned ELECTION NIGHT to the Secretary of State.

Offices	Other Candidates	Democratic Candidates	Republican Candidates
For President and Vice-President of the United States Vote for not more than 1	Green Jill Stein Ajamu Baraka 2	Hillary Clinton Tim Kaine 642	Donald J. Trump Michael R. Pence 668
	American Delta Roque "Rocky" De La Fuente Michael Steinberg		
	Libertarian Gary Johnson Bill Weld 61		
For Governor Vote for not more than 1	Libertarian Max Abramson 70	Colin Van Ostern 601	Chris Sununu 710
For United States Senator Vote for not more than 1	Libertarian Brian Chabot 23	Maggie Hassan 658	Kelly Ayotte 695
	Independent Aaron Day 24		
For Representative in Congress Vote for not more than 1	Independent Shawn P. O'Connor 102	Carol Shea-Porter 606	Frank Guinta 615
	Independent Brendan Kelly 19		
	Libertarian Robert Lombardo 28		
For Executive Councilor Vote for not more than 1		Beth Roth 549	Russell Prescott 749
For State Senator Vote for not more than 1		Tom Sherman 606	Dan Innis 693
For State Representative Rockingham District 16 Vote for not more than 1		Barbara Carpenter 634	Robert Nigrello 669
For State Representative Rockingham District 35 Vote for not more than 1		Robert L. Hall 647	Richard E. Gordon 641
For Sheriff Vote for not more than 1			Michael G. Hureau
For County Attorney Vote for not more than 1		Norman J. Patenaude 527	Patricia Conway 728
For County Treasurer Vote for not more than 1		David E. Ahearn 503	Edward Buck 660
For Register of Deeds Vote for not more than 1		Damon T. Thomas 491	Cathy Stacey 750
For Register of Probate Vote for not more than 1		Bob Davidson 535	Donna Sytek 706
For County Commissioner Vote for not more than 1		S. Robin McLane 541	Kevin P. St. James 710

BALLOTS CAST

Regular Ballots Cast 1313 Absentee Ballots Cast 105 Total Number of Ballots Cast 1418

2017 Town Warrant & Deliberative Session Minutes

Town of Kensington
New Hampshire
Warrant and Budget
2017

To the inhabitants of the town of Kensington in the County of Rockingham in the state of New Hampshire qualified to vote in town affairs are hereby notified and warned that the two phases of the Annual Town Meeting will be held as follows:

First Session of Annual Meeting (Deliberative Session):
Date: February 8, 2017
Time: 7:00pm
Location: Kensington Elementary School Gym- 122 Amesbury Road
Details: To review the warrant articles to be placed on the official ballot.

Second Session of Annual Meeting (Official Ballot Voting)
Date: March 14, 2017
Time: 8:00am- 7:30pm
Location: Kensington Town Hall- 95 Amesbury Road
Details: to vote on officers and all articles presented

Article 01: Elect Officials

To choose all necessary Town Officials for the year ensuing

Yes No

Article 02: Amend Signs Zoning Ordinance

To amend the zoning article.
Article IV: GENERAL REGULATIONS

Section 4.1 SIGNS (Adopted 03/10/2009)

A. Purpose

The purpose of this article is to encourage the effective use of signs as a means of communication in the Town and to provide for traffic and pedestrian safety while maintaining and enhancing the aesthetic environment, consistent with goals and objectives articulated in the Vision Chapter of the Master Plan (2011).

B. Definitions

These definitions apply only to this article.

Animated sign: Any sign that uses movement or change of lighting to depict action or create a special effect or scene.

Banner: Any sign of lightweight fabric or similar material that is mounted to a pole or a building at one or more edges. National flags, state or municipal flags, or the official flag of any institution or business shall not be considered banners.

Billboard: A sign which directs attention to a business, product, activity or service which is not conducted sold or offered on the premises where such a sign is located.

Building Sign: Any sign attached to any part of a building, as contrasted to a freestanding sign.

Business Sign: A sign which directs attention to a business, profession, service, products, activity or entertainment sold or offered upon the premises where such a sign is located.

Changeable Copy Sign: A sign or portion thereof with characters, letters, or illustrations that can be changed or rearranged without altering the face of the surface of the sign. A sign on which the message changes more than eight times per day shall be considered an animated sign and not a changeable copy sign.

Commercial Message: Any sign, wording, logo, or other representation that, directly or indirectly, names, advertises, or calls attention to a business, product, service, or other commercial activity.

Directory Sign: Any sign containing the name of a commercial building, commercial complex or industrial development that contains the names of the businesses located in those buildings, complexes, or developments. Advertisements for lease, rent or purchase shall not be allowed on directory signs.

Flag: Any fabric, banner, or bunting containing distinctive colors, patterns, or symbols, used as a symbol of a government, political subdivision or other entity.

Freestanding sign: Any sign supported by structures or supports that are placed on, or anchored in, the ground and that are independent from any building or other structure.

Incidental sign: A sign, generally informational, that has a purpose secondary to the use of the lot on which it is located, such as "no parking", "entrance", "towing zone" and other similar directives.

Pennant: Any lightweight plastic, fabric, or other material whether or not containing a message of any kind, suspended from a rope, wire, or string, usually in series, designed to move in the wind.

Political sign: Any sign or poster advertising a person's or political party's intent to run for any free election.

Portable sign: Any sign not permanently attached to the ground or other permanent structure, or a sign designed to be transported by means of wheels; signs converted to "A" or "T" frames; menu and sandwich board signs; balloons used as signs; and signs attached to or painted on vehicles parked and visible from the public right-of-way, unless said vehicle is used in the normal day-to-day operations of the business.

Real Estate sign: Any sign advertising the sale, lease or rental of any property.

Residential sign: Any sign located in a district zoned for Residential/Agricultural uses that contains no commercial message except advertising for goods or services, legally offered on the premises where the sign is located, if the offering of such goods and service conforms with all requirements of the zoning ordinance.

Sign: Any device, fixture, placard, or structure that uses any color, form, graphic, illumination, symbol, or writing to advertise, announce the purpose of, or identify the purpose of a person or entity, or to communicate information of any kind to the public.

Temporary Sign: Any sign that is used only temporarily and is not permanently mounted.

Wall Sign: Any sign attached parallel to, but within six inches of, a wall, painted on a wall surface of, or erected and confined within the limits of an outside wall of a structure, which is supported by such wall, and which displays only one sign surface.

C. Size, Design, Construction and Maintenance

1. The area of a sign face (which is also the sign area of a wall sign or other sign with only one face) shall be computed by means of the smallest square, circle, rectangle, triangle, or combination thereof that will encompass the extreme limits of the writing, representation, emblem, or other display, together with any material or color forming an integral part of the back ground of the display or used to differentiate the sign from the backdrop or structure against which it is placed, but not including any supporting framework, bracing, or decorative fence or wall when such fence or wall otherwise meets zoning ordinance regulations and is clearly incidental to the display itself.

2. The sign area for a sign with more than one face shall be computed by adding together the area of all sign faces visible from any one point.

3. All signs shall be designed, constructed, and maintained in accordance with the following standards:

- a. All signs shall comply with the latest approved version of the State Building Code and the National Electric Code and shall be maintained in good structural condition, in compliance with all building and electrical codes, and in conformance with this ordinance at all times.
- b. Except for flags and temporary signs, all signs shall be constructed of permanent materials and shall be permanently attached to the ground, a building, or another structure by direct attachment to a rigid wall, frame or structure.

D. Prohibited, Permitted and Non-Conforming Signs

1. The following signs are expressly prohibited in all zones:

- a. Animated signs.
- b. Banners.
- c. Pennants.
- d. Portable signs.
- e. Off premises signs except for political signs.
- f. Signs which imitate, and may be confused with, an official traffic control sign or signal, or an emergency or road equipment vehicle.
- g. Signs which bear or contain statements, words, or picture of obscene, pornographic, or immoral character or which contains advertising matter which is untruthful, or as otherwise prohibited by State Law.
- h. Signs affixed, attached, or displayed upon any object of nature, utility pole, telephone booth, or highway sign per RSA 236:75.
- i. Signs that project within the limits of finished width and shoulder of a roadway except when placed by the governmental unit having jurisdiction over such highway or be placed so as to obstruct the view of any highway intersection or so as to endanger traffic.

2. The following signs are permitted in all zones:

- a. Temporary signs pertaining to the sale, rental/lease, construction or improvement of land or buildings for the duration of the activity..
- b. Highway, park or other regulating signs of the Town or State of New Hampshire.
- c. Incidental signs.
- d. Temporary signs advertising events in town sponsored by the town, nonprofit and civic organizations. Maximum time allowed is 30 days. Sign permit is required. See Section 4.1, E, Sign Permits and Fees.
- e. Political signs consistent with the requirements of RSA 664:17 Political Advertising.

3. The following signs are permitted in the Residential – Agricultural zone with the following restrictions:

- a. For an agricultural business, they are permitted one or more Business sign(s) totaling 32 square feet of sign face.
- b. Business, commercial or industrial ventures granted a special exception under Section 3.3 B are permitted one (1) Directory sign having a maximum of 32 square feet plus one or more Business signs(s) totaling 50 square feet of sign face. Subject to Planning Board Site Plan Review.
- c. Home occupations granted a special exception under Section 3.3 C, are permitted one (1) Residential sign having a maximum of four (4) square feet of sign face. Subject to Planning Board Site Plan Review.
- d. Signs may be illuminated by external continuous white lighting only. Sign lighting shall be directed downward onto the sign so to minimize night sky light pollution.
- e. Signs permitted in this section require a sign permit be issued before erection, installation or modification of any new or existing sign. See Section 4.1, E, Sign Permits and Fees.

4. Signs are permitted in the districts of Commercial and Industrial Use with the following restrictions:

- a. Business, commercial or industrial ventures listed under Section 3.1.3, are permitted one (1) Directory sign having a maximum of 32 square feet plus one or more Business sign(s) totaling 50 square feet or sign face. Subject to Planning Board Site Plan Review.
- b. Signs permitted in this section require a sign permit which must be issued before erection, installation or modification of any new or existing sign. See Section 4.1, E, Sign Permits and Fees.

5. Non-conforming signs are signs that were legally in place and not in violation of any previous sign ordinance prior to the enactment of this ordinance and shall immediately lose its legal non-conforming status when:

- a. The sign is altered in any way that its effect is more intensive and/or obtrusive.
- b. The sign is relocated.
- c. The sign has not been repaired or properly maintained within 30 days after written notice to that effect has been given by the Building Inspector or Board of Selectmen.

E. Sign Permits and Fees

1. Applications: All applications for sign permits of any kind shall be submitted to the Building Inspector on an application form.
2. Drawings: All applications for new signs or modified signs shall be accompanied by a detailed drawing to show the dimensions, design, structure, color and location of each particular sign. On application and permit may include multiple signs on the same lot.
3. Fees:
 - a. The sign permit fee will be \$25.00.
 - b. Sign permit fees will be waived for Temporary signs.
4. Inspection: The Building Inspector shall schedule an inspection of all non-Temporary signs at such time as the owner has installed or modified the sign. If the construction is complete and in full compliance with this ordinance, and the building and electrical codes, the Building Inspector shall approve the sign. If the sign is found to be not in compliance with this ordinance or the building or electrical codes, the Building Inspector shall give the owner or applicant notice of the deficiencies and shall allow an additional 10 days for the deficiencies to be corrected. If the deficiencies are not corrected with the 10-day period, the sign permit shall become void.

F. Severability. The invalidity of any provision of this Section shall not affect the validity of any other provision.

The Planning Board recommends this zoning article.

This warrant article has no tax impact.

Yes No

Article 03: Amending ADU zoning ordinance

To amend the zoning article.

The Planning Board proposes the following amendment to Zoning Ordinance Article II, Section F. Special Exception for "In-Law Apartment".

Delete Zoning Ordinance Article II, Section F. Special Exception for "In-Law Apartment" and insert the following text as Zoning Ordinance Article III, Section 3.2.3 Accessory Dwelling Units:

F. Conditional Use Permit: Accessory Dwelling Units (Adopted _____)

1. Authority: This section is enacted in accordance with the provisions of RSA 674:71 – 73 and RSA 674:21.
2. Purpose
The purposes of the accessory dwelling unit ordinance are to:
 - a. Increase the supply of affordable housing without the need for more infrastructure or further land development.
 - b. Provide flexible housing options for residents and their families.
 - c. Integrate affordable housing into the community with minimal negative impact.
 - d. Provide elderly citizens with the opportunity to retain their homes and age in place.
 - e. Maintain the rural character of neighborhoods and the town.

3. Definition:

An "accessory dwelling unit" means a residential living unit that is within or attached to a single-family dwelling and that provides independent living facilities for one or more persons, including provisions for sleeping, eating, cooking, and sanitation on the same parcel of land as the principal dwelling unit it accompanies.

4. Conditional Use Permit:

Pursuant to RSA 674:21 the Planning Board is hereby authorized to grant a Conditional Use Permit to allow for accessory dwelling units in the RA Zone in accordance with the restrictions and requirements of this section. In

ANNUAL REPORT 2016

granting a Conditional Use Permit, the Planning Board must find that the accessory dwelling unit application complies with all of the following criteria a-h.

a. An Accessory Dwelling Unit shall be attached to the principal dwelling unit by a common building wall with a shared interior door or an attached enclosed structure with interior doors between the Accessory Dwelling Unit and principal dwelling unit. The Accessory Dwelling Unit shall appear subordinate to the principal dwelling unit in design and placement.

b. The primary dwelling unit and the accessory dwelling unit may, but are not required to, share water and septic facilities, electrical services, or telecommunications services.

c. The accessory dwelling unit must be attached to the primary dwelling unit, must have separate cooking, sleeping eating and sanitation facilities, and must have an interior door between it and the principal dwelling unit.

d. No single-family dwelling unit shall have more than one attached accessory dwelling unit.

e. The owner of the property shall occupy one of the dwelling units as the owner's primary residence, and retain ownership of both the primary and accessory dwelling units. Condominium form of ownership of either the primary or accessory dwelling unit is not permitted.

f. The living area of the accessory dwelling unit shall not be more than 900 square feet. The number of bedrooms in an accessory dwelling unit shall be two or less.

g. Prior to any renovations or construction, the property owner shall provide evidence to the Planning Board that septic facilities are properly functioning to serve the two dwelling units with the number of bedrooms contained therein. The applicant shall provide a septic system replacement plan designed by a NH certified septic designer and approved by the NH Department of Environmental Services. In order to determine if the existing septic system is properly functioning, the property owner shall have the system inspected by a NH licensed septic inspector and provide a report of the inspection results. If the existing system is found to be improperly functioning, the replacement septic system shall be installed according to the approved plan before a Certificate of Occupancy is issued by the Building Inspector.

h. The accessory dwelling unit shall conform to all applicable electrical, structural, water and sanitary standards for residential buildings.

i. Two off-street parking spaces must be provided for each dwelling unit.

j. The Accessory Dwelling Unit and the attached enclosed structure shall not be used for an In-Home Occupation or to fulfill any requirement of an In-Home Occupation permitted in the principal dwelling unit.

5. Certificate of Occupancy and Recording:

Accessory dwelling units shall be required to have a Certificate of Occupancy before occupancy. A copy of the Planning Board's Notice of Decision authorizing a Conditional Use Permit shall be recorded at the Rockingham County Registry of Deeds, indexed under the name of the property owner and evidence thereof shall be presented to the Building Inspector prior to the issuance of a Certificate of Occupancy an accessory dwelling unit.

6. Severability: The invalidity of any provision of this Section shall not affect the validity of any other provision.

The Planning Board proposes the following amendment to Zoning Ordinance Article II, Definitions:

Delete the definition of "In-Law" Apartment.

The Planning Board recommends this zoning article.

This warrant article has no tax impact.

Yes No

Article 04: Amend Zoning of ADU-Detached

To amend the current In Law Apartment ordinance. Citizen's petition
PETITION FOR AMENDMENT TO ZONING ORDINANCE
TO THE SELECTMEN OF KENSINGTON, NEW HAMPSHIRE:

The undersigned legal voters of the Town request that the zoning ordinance of the Town be amended by adding the following provision(s) and deleting any provisions inconsistent therewith:
To amend the Kensington Zoning Ordinance by Deleting Article II, Section F Special Exception for "In-Law Apartment" and insert the following text as Article III, Section 3.2.3 Accessory Dwelling Units:

F. Conditional Use Permit for Accessory Dwelling Units (Adopted _____)

1. Authority: This section is enacted in accordance with the provisions of RSA 674:71 – 73 and RSA 674:21.

2. Purpose

The purposes of the accessory dwelling unit ordinance are to:

- a. Increase the supply of affordable housing without the need for more infrastructure or further land development.
- b. Provide flexible housing options for residents and their families.
- c. Integrate affordable housing into the community with minimal negative impact.
- d. Provide elderly citizens with the opportunity to retain their homes and age in place.
- e. Maintain the rural character of neighborhoods and the town.

3. Definition:

An "accessory dwelling unit" means a residential living unit that maybe detached, within or attached to a single-family dwelling and that provides independent living facilities for one or more persons, including provisions for sleeping, eating, cooking, and sanitation on the same parcel of land as the principal dwelling unit it accompanies.

4. Conditional Use Permit:

Pursuant to RSA 674:21 the Planning Board is hereby authorized to grant a Conditional Use Permit to allow for accessory dwelling units in the RA Zone in accordance with the restrictions and requirements of this section. In granting a Conditional Use Permit, the Planning Board must find that the accessory dwelling unit application complies with all of the following criteria a-h.

- a. The primary dwelling unit and the accessory dwelling unit may, but are not required to, share water and septic facilities, electrical services, or telecommunications services.
- b. The accessory dwelling unit maybe detached, within or attached to the primary dwelling unit, must have separate cooking, sleeping, eating, sanitation facilities, and within or attached units must have an interior door between it and the principal dwelling unit.
- c. No single-family dwelling unit shall have more than one accessory dwelling unit.
- d. The owner of the property shall occupy one of the dwelling units as the owner's primary residence, and retain ownership of both the primary and accessory dwelling units. Condominium form of ownership of either the primary or accessory dwelling unit is not permitted.
- e. The living area of the accessory dwelling unit shall not be more than 900 square feet. The number of bedrooms in an accessory dwelling unit shall be two or less.
- f. Prior to any renovations or construction, the property owner shall provide evidence to the Planning Board that septic facilities are properly functioning to serve the two dwelling units with the number of bedrooms contained therein. The applicant shall provide a septic system replacement plan designed by a NH certified septic designer and approved by the NH Department of Environmental Services. In order to determine if the existing septic system is properly functioning, the property owner shall have the system inspected by a NH licensed septic inspector and provide a report of the inspection results. If the existing system is found to be improperly functioning, the replacement septic system shall be installed according to the approved plan before a Certificate of Occupancy is issued by the Building Inspector.
- g. The accessory dwelling unit shall conform to all applicable electrical, structural, water and sanitary standards for residential buildings.

h. Two off-street parking spaces must be provided for each dwelling unit..

5. Certificate of Occupancy and Recording:

Accessory dwelling units shall be required to have a Certificate of Occupancy before occupancy. A copy of the Planning Board's Notice of Decision authorizing a Conditional Use Permit shall be recorded at the Rockingham County Registry of Deeds, indexed under the name of the property owner and evidence thereof shall be presented to the Building Inspector prior to the issuance of a Certificate of Occupancy an accessory dwelling unit.

6. Severability: The invalidity of any provision of this Section shall not affect the validity of any other provision. Submitted by Citizen's Petition.

The Planning Board does not recommend this petitioned zoning article.

This warrant article has no tax impact.

Yes No

Article 05: to amend current Commercial District

To amend the Kensington Zoning Ordinance by changing the zoning of the portion North of the power lines on property identified as Tax Map 3 Lot 9 from Residential/Agricultural Zoning District to the Commercial Zoning District. Submitted by Citizen's petition.

The Planning Board does not recommend this petitioned zoning article.

This article has no tax impact.

Yes No

Article 06: Operating Budget

Shall the Town of Kensington raise and appropriate as an operating budget, not including appropriations by special warrant articles and other appropriations voted separately, the amounts set forth on the budget posted with the warrant or as amended by vote of the first session, for the purposes set forth therein, totaling \$1,608,887 (one million six hundred eight thousand eight hundred and eighty seven dollars)? Should this article be defeated, the default budget shall be \$1,611,058.00 (one million six hundred eleven thousand and fifty-eight dollars) the governing body may hold one special meeting, in accordance with RSA 40:13, X and XVI, to take up the issue of a revised operating budget only.

The Board of Selectmen unanimously recommend this appropriation.

The proposed operating budget is a decrease of \$12,505 from the budget adopted last year of \$1,621,392. The net estimated impact is negative \$(0.04) per thousand dollars of valuation. (negative four cents per thousand dollars of valuation.)

Yes No

Article 07: Fire Pond Maintenance

To see if the Town will vote to raise and appropriate the sum of \$25,000 (twenty-five thousand dollars) for fire pond maintenance. The sum will be used to upgrade fire ponds that have fallen in disrepair and excavate ponds to hold additional water to be used in fire protection. This has become a safety issue and is need to maintain adequate fire protection. This article is in addition to the operating budget article.

The Board of Selectmen unanimously recommend this appropriation.

The tax impact of the is warrant article will be an increase of \$.08 (eight cents) per thousand-dollar valuation.

Yes No

Article 08: Lease Payment #5 for Fire Truck

To see if the Municipality will vote to authorize the Selectmen to enter into the fifth year of a seven year lease agreement for three hundred and eighty thousand dollars (\$380,000.), for the purpose of leasing a new fire truck and to raise and appropriate the sum of sixty thousand seven hundred and forty dollars (\$60,740.00) for the fifth year's payment for that purpose. This lease agreement contains an escape clause (majority vote required). In subsequent years, if the annual appropriation is not approved, the lease terminates and the truck will be returned. If this lease is approved for each of the seven years, a warrant article will be set forth to expend nineteen thousand dollars (\$19,000) from the fire department equipment capital reserve fund to offset the final payment only.

The board of selectmen unanimously recommend this article.

The tax impact of this article will be an increase of \$0.20 per \$1,000 valuation (twenty cents per thousand dollars of valuation).

Yes No

Article 09: Road Reconstruction

To see if the Town will vote to raise and appropriate the sum of \$200,000 (two hundred thousand dollars) for road reconstruction and other projects. This will be a non-lapsing appropriation as per RSA 32.7, VI and will not lapse until December 31, 2018. This is in addition to the operating budget article.

The Board of Selectmen unanimously recommend this warrant article.

The tax impact of this article will be an increase of \$0.667 per \$1,000 valuation. (sixty-six cents per thousand dollars of valuation)

Yes No

Article 10: Part time Fire Chief

To see if the town will vote to raise and appropriate the sum of seventeen thousand dollars (\$17,000) to be added to the fire department budget. This \$17,000 will be added to the Salary line item. Also, the current administration support line item of \$1,000 will be transferred to the Salary line item, changing its total from fifty thousand (\$50,000) to sixty-eight thousand (\$68,000). Out of this total the Part-Time Fire Chief will be paid the sum of twenty-six thousand dollars (\$26,000) annually, with no benefits or participation in the retirement system. The remaining forty-two thousand dollars (\$42,000) to be distributed to the remaining active members of the fire department as a stipend. Submitted by citizen petition.

The Board of Selectmen do not recommend this warrant article.

The tax impact of this article will be an increase of \$0.06 per \$1,000 valuation (six cents per thousand dollars of valuation).

Yes No

Article 11: Social Services Rockingham Community Action

To request the Town raise and appropriate the sum of fifteen hundred dollars {1500.00} to Rockingham Community Action for the purpose of providing financial assistance, budgeting education & support to Kensington residents in crisis and move them toward self-sufficiency. Submitted by citizen petition.

The Board of Selectmen unanimously recommend this appropriation.

The tax impact of this article will be \$0.005 per \$1,000 valuation. (five tenths of a cent per thousand dollars of valuation)

Yes No

ANNUAL REPORT 2016




Article 12: Richie McFarland Program - Social Services

WE, the residents of the Town of Kensington, petition to raise and appropriate the sum of Two Thousand Seven Hundred Dollars (\$2,700.00) for the Richie McFarland Children's Center's (RMCC) early intervention program that serves children from birth to three years of age and their families. This investment will support the cost of providing early childhood special education, pediatric therapies and family support services to Kensington residents. RMCC bases the request on three hundred dollars (\$300.00) per child served which is less than five percent (5%) of the annual cost for weekly home-based therapies. This past year RMCC served nine (9) children.

The Board of Selectmen unanimously support this article.

The net estimated tax impact of this appropriation is \$.008 per \$1,000 valuation (eight tenths of a cent per thousand dollars of valuation.)

Yes No

Given under our hands, <<DATE>> <u>January 16, 2017</u>		
We certify and attest that on or before <<DATE>> ^{11/6/17} , we posted a true and attested copy of the within Warrant at the place of meeting, and like copies at <<LOCATION>> ^{FARM@EASTMAN'S} , and delivered the original to the <<TOWN OFFICIAL>> ^{Kensington Town OFFICES}		
Printed Name	Position	Signature
<u>NORMAN DEBOISBRIND</u>	<u>SELECTMAN</u>	
<u>Robert WADLEIGH</u>	<u>SELECTMAN</u>	
<u>Peter Merrill</u>	<u>SELECTMAN</u>	

ANNUAL REPORT 2016

Town of Kensington
Deliberative Session Minutes
Wednesday, February 8, 2017 7:00pm
The Multi-Purpose Room @KES
122 Amesbury Road

In attendance: The Board of Selectmen: Norman DeBoisbriand, Robert Wadleigh and Peter Merrill
Town Moderator: Harold Bragg
Approx. 52 Kensington Town Residents

Town Moderator called the deliberative session to order at 7:00pm. Mr. Bragg told the attendees they were there to discuss, debate and amend the town budget warrant articles. Mr. Bragg noted that this year for the first time there would be no need to make any motions regarding the articles discussed. The articles will go forward to a vote. He did note that a motion should be made to allow any amendment to the articles to carry forward from the deliberative session.

Mr. Bragg told the audience that the articles related to the Planning Board would entertain discussion only as they were devised through the Planning Board. There would be no amendments entertained this evening. Planning Board article are ruled by a different set of different guidelines.

Finally Mr. Bragg informed the residents he would not be reading the articles aloud but residents could follow along with the handout of the Kensington Town Warrant and Budget of 2017. Mr. Bragg told those in attendance the second session of the SB2 would be held on March 14, 2017 at the Kensington Town Hall, 95 Amesbury Road from 8:00am -7:30pm when voters would be given the opportunity to vote on articles and amendments presented this evening.

Mr. Bragg proceeded with the deliberative session.

The Moderator presented Article 01: Elected Officials. There were no questions or discussions. The article will pass to the voters.

The Moderator presented Article 02: Amend Sign Zoning Ordinance. He asked for questions of discussion.

Michael Schwotzer of Cottage Road addressed the audience as one of the authors of the article. He told the residence in attendance of a court case that changes the existing restrictions thereby making the existing ordinance less restrictive. June Hampe of Osgood Road asked about current signs that are prohibited, like contractor signs. Jim Thompson of Osgood Road, also a Planning Board member explained that Kensington's current ordinance is legal and this article will make it compliant with state RSAs, but with a little more restriction for the town.

There were no further questions the article will go before the town to vote.

ANNUAL REPORT 2016

The Moderator presented Article 03: Amending ADU zoning ordinance (Accessory Dwelling Unit) Mr. Bragg noted, at this juncture, the difference between Article 3 and Article 4 was an attached unit versus a detached unit. Discussion would ensue regarding each article.

Michael Schwotzer of Cottage Road, and Planning Board member, addressed the attendees. Mr. Schwotzer added to the discussion in great part by telling those in attendance that by not voting Article 3, there are no restrictions preventing residents from building a secondary dwelling on their property. He noted that on June 1, 2017 there will be a state law passed making the ADU far less restrictive than Article 3 would allow. Selectman Peter Merrill told residents that the Planning Board is seeking to maintain the “rural character” of Kensington. Joan Whitney of South Road noted the state stipulates an ADU can’t be less than 750 square feet and the owner must reside in one of the units. Meredith Cooley of Whipple way asked about the repercussions of allowing ADU in towns? Mr. Schwotzer answered that each town is different but reiterated there are no restrictions by the state for a secondary detached unit if Article 3 does not pass. He noted that Article 3 offers that there be no home occupation in one of the units. Within the discussion, it was noted that a resident only needs a building permit and no site plan review to build a secondary unit should Article 3 not pass. The Planning Board is trying to eliminate two structures on one property. The members of the Planning Board made reference to a survey done in 2011, when generating the master plan for the town, where 146 residents responded, that the most important issue to residents was to keep a “rural community” feeling. Kate Mignone noted the Planning Board spent 9 months working on Article 3.

The Moderator asked that discussion conclude and made a movement to hear the next Article. He noted because Article 3 was developed by the Planning Board it would go before the residents to vote.

Mr. Bragg introduced Article 04: Amend Zoning of ADU- Detached. He noted this was a citizen’s petition. The discussion of Article 3 continued with Donna Carter leading a discussion of a detached ADU. Donna Carter told residents in attendance that Article 4 is almost identical to Article 3 with the difference being, one could convert a detached building such as a barn or detached garage into an ADU. She noted that while the PB did not like the look, she preferred it to 900 square feet attached to the side of an existing house. June Hampe of Osgood Road asked about the 900 square feet restriction, Mike Schwotzer noted the state has no restriction on size. Josh Preneta of Hoosac Road asked about the restrictions of the state. Mike Schwotzer told him the dwelling needed common ownership and set a maximum of 900 square feet and a maximum of two bedrooms. Donna noted the town needs a way to get younger families to stay in town or move to town. Jim Webber of Wild Pasture Road agreed. Ms. Carter noted the conversion of an existing structure would still go before the Planning Board. Meredith Cooley of Whipple Way asked if an ADU was limited to already existing structures on a property. Donna said the Article did not read that way and it would limit those without existing secondary structures. Donna challenged the Planning Board survey by noting she gained 150 signatures to put her citizen’s petition up to vote by the town.

Mr. Bragg moved the deliberative session forward by stating both Article 3 and Article 4 would be put before the town to vote.

ANNUAL REPORT 2016

Mr. Bragg introduced Article 05: To amend current Commercial District. He noted this is a citizen's petition. He asked for discussion.

Donna Carter of Amesbury Road started the discussion by recognizing that in 2012 the Commercial Zone had been delineated. She noted a piece of property on Old Amesbury Road, still remains partially in the commercial zone and partially in the residential zone. It was noted during the discussion by Mike Schwotzer that the ZBA denied a request for commercial business in the residential zone regarding the Old Amesbury Road property. June Hampe of Osgood Road asked if the watershed had any bearing to which Mike answered "yes". Donna Carter also noted other properties in the commercial zone are operating in opposition to their original plan.

The Article will move forward to vote.

Harold Bragg introduced Article 06: Operating Budget. He then asked for discussion.

Mike Schwotzer asked the Board of Selectmen if they had enlisted the help of a private citizen to participate in the budget process. Norman DeBoisbriand noted that while that had been customary in past years practice, this year found the Board with unique circumstances that prevented them enlisting anyone in a timely manner. Peter Merrill noted that they had enlisted the cooperation of all of the department heads in town. Mike stated his opinion was that the BOS be required to establish a budget committee going forward.

The Article will move forward to the town to vote.

Mr. Bragg presented Article 07: Fire Pond Maintenance and opened the floor for discussion.

Chief Charles LeBlanc told those in attendance that the FD had sent a diver in several of the fire pond this fall and found they were in need of repair. He has a list of 4 or 5 that he would like to start with. Lynne Bonitatibus of Whipple Way asked the Board of Selectmen if they had followed procedure with regard to money warrant articles. She questioned if they had a Public Hearing and if so when was the PH? Norman DeBoisbriand told her there was a Public Hearing to discuss money articles. She questioned procedure with regard to RSA 32:5 II about special warrant articles. Norman told her he would check with town council.

Julie Noyes of Pevear Lane asked about money already in the budget for fire pond maintenance. She noted many of the fire ponds appear to have been neglected. Chief LeBlanc said this was the first time asking for money for fire pond maintenance. Julie asked about fences that have fallen down and why they had been allowed to exist that way. Chief Le Blanc noted this was the first article being put to the voters. June Hampe of Osgood Road asked the Chief to investigate an invasive species that needs to be carefully removed for the edges of some of the ponds. Marilyn Niles of French's Lane asked if that pond is one of consideration. She also asked if fire ponds are required to be fenced. The Chief said he would investigate. Meredith Cooley of Whipple Way asked if the \$25,000 was not approved through the vote would homes be

ANNUAL REPORT 2016

at risk? Chief LeBlanc said he felt the fire ponds were currently adequate but should be further maintained. Jim Thompson of Osgood Road asked if the money would assist with dry hydrant maintenance as well. Chief LeBlanc answered affirmative. The Article 07 will move forward to vote.

Mr. Bragg presented Article 08: Lease Payment #5 for Fire Truck for discussion.

Chief Charles LeBlanc of Cottage Road told those in attendance that the fire truck is in great condition and working to its potential.

Article 08 will proceed to vote.

Moderator Bragg offered Article 10: Part Time Fire Chief for discussion.

Skip Heal of Osgood Road addressed those in attendance as the author of the article. He noted he gained 27 signatures to put the warrant to vote. Mike Schwotzer asked why the BOS do not recommend this article. Norman DeBoisbriand told the audience the reason they do not support the article is because they are not completely sure if it is legally binding with regard to a Part Time Fire Chief participating in a retirement plan or health benefits. They have sent the warrant article to council. Mr. Heal expressed disappointment with the BOS as he presented a rough draft and signatures by January 10 but had not received any feedback from the Board. Further discussion ensued regarding the warrant. Norman DeBoisbriand told the attendees that should the article pass it is up to the discretion of the BOS to support the article. Julie Noyes asked if there would be a search for a qualified Fire Chief. Mary Smith of Muddy Pond Road asked how an employee becomes eligible for benefits, she questioned whether it is determined by the number of hours per week of work. Cindy Heal of Osgood Road asked how to go about setting a warrant so it is legal? Skip Heal went on to tell those in attendance that he thought the Fire Chief should have the same consideration as the Road Manager. Matt Andrews of Amesbury Road introduced himself as a PT volunteer fire fighter and said he had recently been approached by NHRS and was certain that no PT fire fighter is eligible for NH retirement benefits. Jim Thompson of Osgood Road asked Mr. Heal the benefit to the town. Mr. Heal sited many ways the fire chief is expected to go above and beyond and should be compensated for doing so. He is asking the town to appropriate \$17,000 to the wage line item to pay the Fire Chief \$26,000 annually. A heated discussion followed questioning the duties of the current fire chief as well as fees that are paid to the current fire chief.

Moderator Bragg asked to end the discussion as it had taken a tone of personal attack.

The Article 10 proceeds to vote on March 14.

Mr. Bragg presented Article 11: Social Services Rockingham Community Action

There was no discussion; the article will go to vote.

ANNUAL REPORT 2016

Mr. Bragg presented Article 12: Richie McFarland Program- Social Services

There was no discussion; the article will go to vote.

Mr. Bragg then asked for any other business.

Mr. Michael Schwotzer of Cottage Road presented a motion. The motion follows:

I hereby move that the Board of Selectmen be requested to reestablish the Citizen's Budget Committee and seek their assistance in preparation of the 2017 Town Budget.

Mr. Bragg then asked for all of those in favor, all raised their voice in favor. There was no one that spoke in opposition. The motion passed.

Norman DeBoisbriand noted the BOS will be happy to reestablish the committee also noting the BOS and department heads worked diligently on this years' budget.

Lynne Bonitatibus again asked the BOS about the potential violation of RSA 32:5 II with regard to monetary warrants. They asked Lynne to forward all information to Kathleen Felch and they will follow up with legal counsel. Tina Favara of North Road asked that the BOS communicate their findings to the voters.

Moderator Bragg closed the meeting and thanked the voters for their attendance.

Mr. Bragg then made a motion to adjourn at 8:42pm. Peter Merrill seconded and the deliberative session concluded.

Respectfully submitted,

Michelle Aiken



STATE OF NEW HAMPSHIRE - VOTER ID LAW RSA 659:13

[effective September 1, 2015]

EXPLANATORY DOCUMENT (RSA 652:26) PROOF OF VOTER IDENTITY INSTRUCTIONS (RSA 658:29-a)

What type of ID will I need to vote?

- Driver's license issued by any state or federal government;
- Non-driver ID card issued by NH DMV or motor vehicle agency of another state;
- Photo ID card for "voting identification only" issued by NH DMV (RSA 260:21);
- United States armed services identification card;
- United States passport or passcard;
- NH student ID card (see more information below);
- A photo ID not mentioned above, but determined to be legitimate by the moderator, supervisors of the checklist, or clerk of a town, ward or city. If any person authorized to challenge a voter does so under this provision, the voter shall be required to fill out a challenged voter affidavit before obtaining a ballot.
- Verification of the voter's identity by a moderator or supervisor of the checklist or clerk of a town, ward or city (not a ballot clerk). If any person authorized to challenge a voter does so under this provision, the voter shall be required to fill out a challenged voter affidavit before obtaining a ballot.

An acceptable photo ID must have an expiration date or date of issuance. The ID will remain valid 5 years beyond the expiration date unless the voter is 65 or older in which case an acceptable photo ID may be used without regard to expiration date. The name on the ID shall substantially conform to the name on the checklist.

More on student ID cards:

Acceptable student photo ID cards must be issued by:

- A college, university, or career school approved or licensed to operate in New Hampshire
- A public high school in New Hampshire
- A non-public high school in New Hampshire accredited by a private school accrediting agency that is recognized by the NH Department of Education
- Dartmouth College
- A college or university operated by the university system of New Hampshire or the community college system of New Hampshire

Beginning in 2014 all colleges or universities operated by the university system or community college system of New Hampshire must include the date of issuance on the student ID card. Student ID cards without a date of issuance will be accepted until September 1, 2018. Each August the Commissioner of the Department of Education will provide to the Secretary of State a list of all approved, licensed, and accredited schools from which a student ID is acceptable.

What if I do not have an approved photo ID?

Any voter who does not present an approved photo ID, or have their identity verified by an election official (as indicated above) will be permitted to vote after executing a challenged voter affidavit.

In addition, the voter shall have their photograph taken by the moderator or assistant moderator, which shall be attached to the challenged voter affidavit. If the voter objects to the photograph requirement because of religious beliefs, the voter may execute an affidavit of religious exemption that will be attached to the challenged voter affidavit instead of the photograph.

A voter who does not have an approved photo ID may obtain a free photo ID for voting purposes only by presenting a voucher from their town/city clerk or the Secretary of State to any NH DMV office that issues identification.

Is there any post-election action required by me after I vote without an approved photo ID?

If you filled out a challenged voter affidavit in order to vote on Election Day, you will receive a verification letter from the Secretary of State requesting confirmation that you voted in the election. If you do not respond in writing to the Secretary of State within 90 days of the date it was mailed, the Attorney General will conduct an investigation to determine whether fraudulent voting occurred.

Where can I get more information?

Your town or city clerk or the Secretary of State.

Secretary of State: Website: www.sos.nh.gov elections@sos.nh.gov

August, 2015

2017 Municipal Budget MS-636



New Hampshire
Department of
Revenue Administration

2017
MS-636

Budget of the Town of Kensington Form Due Date: 20 Days after the Town Meeting

This form was posted with the warrant on: 1/24/2017

For Assistance Please Contact:
 NH DRA Municipal and Property Division
 Phone: (603) 230-5090
 Fax: (603) 230-5947
<http://www.revenue.nh.gov/mun-prop/>

GOVERNING BODY CERTIFICATION

Under penalties of perjury, I declare that I have examined the information contained in this form and to the best of my belief it is true, correct and complete.

Governing Body Certifications		
Printed Name	Position	Signature
Norwan DeBoisbriand	SeDeetman	<i>Norwan DeBoisbriand</i>
Robert Wadleigh	SeDeetman	<i>Robert Wadleigh</i>

ANNUAL REPORT 2016

Appropriations						
Account Code	Purpose of Appropriation	Warrant Article #	Appropriations Prior Year as Approved by DRA	Actual Expenditures	Appropriations Ensuing FY (Recommended)	Appropriations Ensuing FY (Not Recommended)
General Government						
0000-0000	Collective Bargaining		\$0	\$0	\$0	\$0
4130-4139	Executive	06	\$23,846	\$14,475	\$19,250	\$0
4140-4149	Election, Registration, and Vital Statistics	06	\$36,380	\$29,191	\$29,540	\$0
4150-4151	Financial Administration	06	\$95,575	\$93,900	\$92,337	\$0
4152	Revaluation of Property		\$0	\$0	\$0	\$0
4153	Legal Expense	06	\$20,000	\$18,295	\$20,000	\$0
4155-4159	Personnel Administration	06	\$209,026	\$208,778	\$223,630	\$0
4191-4193	Planning and Zoning	06	\$12,839	\$12,614	\$12,882	\$0
4194	General Government Buildings	06	\$53,602	\$93,614	\$28,002	\$0
4195	Cemeteries	06	\$13,900	\$9,349	\$12,900	\$0
4196	Insurance	06	\$44,564	\$34,034	\$35,559	\$0
4197	Advertising and Regional Association		\$0	\$0	\$0	\$0
4199	Other General Government	06	\$25,902	\$27,202	\$33,502	\$0
Public Safety						
4210-4214	Police	06	\$411,028	\$409,466	\$393,180	\$0
4215-4219	Ambulance		\$0	\$0	\$0	\$0
4220-4229	Fire	06	\$164,040	\$159,885	\$103,900	\$0
4240-4249	Building Inspection	06	\$12,500	\$15,592	\$12,500	\$0
4290-4298	Emergency Management	06	\$6,127	\$12,840	\$3,276	\$0
4299	Other (Including Communications)		\$0	\$0	\$0	\$0
Airport/Aviation Center						
4301-4309	Airport Operations		\$0	\$0	\$0	\$0
Highways and Streets						
4311	Administration		\$0	\$0	\$0	\$0
4312	Highways and Streets	06	\$386,290	\$361,688	\$192,490	\$0
4313	Bridges		\$0	\$0	\$0	\$0
4316	Street Lighting	06	\$2,000	\$1,490	\$2,000	\$0
4319	Other		\$0	\$0	\$0	\$0
Sanitation						
4321	Administration	06	\$1,806	\$1,753	\$1,860	\$0
4323	Solid Waste Collection	06	\$92,500	\$92,500	\$92,500	\$0
4324	Solid Waste Disposal	06	\$54,240	\$43,349	\$57,440	\$0
4325	Solid Waste Cleanup		\$0	\$0	\$0	\$0
4326-4328	Sewage Collection and Disposal		\$0	\$0	\$0	\$0
4329	Other Sanitation		\$0	\$0	\$0	\$0
Water Distribution and Treatment						
4331	Administration		\$0	\$0	\$0	\$0
4332	Water Services		\$0	\$0	\$0	\$0
4335	Water Treatment		\$0	\$0	\$0	\$0
4338-4339	Water Conservation and Other		\$0	\$0	\$0	\$0
Electric						
4351-4352	Administration and Generation		\$0	\$0	\$0	\$0
4353	Purchase Costs		\$0	\$0	\$0	\$0

ANNUAL REPORT 2016

4354	Electric Equipment Maintenance		\$0	\$0	\$0	\$0
4359	Other Electric Costs		\$0	\$0	\$0	\$0
Health						
4411	Administration	06	\$150	\$150	\$150	\$0
4414	Pest Control	06	\$27,925	\$25,129	\$27,925	\$0
4415-4419	Health Agencies, Hospitals, and Other		\$0	\$0	\$0	\$0
Welfare						
4441-4442	Administration and Direct Assistance	06	\$5,000	\$505	\$5,000	\$0
4444	Intergovernmental Welfare Payments		\$0	\$0	\$0	\$0
4445-4449	Vendor Payments and Other		\$4,596	\$4,596	\$0	\$0
Culture and Recreation						
4520-4529	Parks and Recreation	06	\$43,225	\$37,580	\$43,225	\$0
4550-4559	Library	06	\$110,950	\$108,182	\$105,450	\$0
4583	Patriotic Purposes		\$0	\$0	\$0	\$0
4589	Other Culture and Recreation		\$0	\$0	\$0	\$0
Conservation and Development						
4611-4612	Administration and Purchasing of Natural Resources	06	\$600	\$296	\$625	\$0
4619	Other Conservation		\$0	\$0	\$0	\$0
4631-4632	Redevelopment and Housing		\$0	\$0	\$0	\$0
4651-4659	Economic Development		\$0	\$0	\$0	\$0
Debt Service						
4711	Long Term Bonds and Notes - Principal	06	\$40,000	\$40,000	\$40,000	\$0
4721	Long Term Bonds and Notes - Interest	06	\$21,863	\$21,863	\$19,763	\$0
4723	Tax Anticipation Notes - Interest		\$0	\$0	\$0	\$0
4790-4799	Other Debt Service	06	\$1	\$0	\$1	\$0
Capital Outlay						
4901	Land		\$0	\$0	\$0	\$0
4902	Machinery, Vehicles, and Equipment		\$0	\$0	\$0	\$0
4903	Buildings		\$0	\$0	\$0	\$0
4909	Improvements Other than Buildings		\$0	\$0	\$0	\$0
Operating Transfers Out						
4912	To Special Revenue Fund		\$0	\$0	\$0	\$0
4913	To Capital Projects Fund		\$0	\$0	\$0	\$0
4914A	To Proprietary Fund - Airport		\$0	\$0	\$0	\$0
4914E	To Proprietary Fund - Electric		\$0	\$0	\$0	\$0
4914O	To Proprietary Fund - Other		\$0	\$0	\$0	\$0
4914S	To Proprietary Fund - Sewer		\$0	\$0	\$0	\$0
4914W	To Proprietary Fund - Water		\$0	\$0	\$0	\$0
4918	To Non-Expendable Trust Funds		\$0	\$0	\$0	\$0
4919	To Fiduciary Funds		\$0	\$0	\$0	\$0
Total Proposed Appropriations			\$1,879,875	\$1,878,316	\$1,608,887	\$0

ANNUAL REPORT 2016

Special Warrant Articles						
Account Code	Purpose of Appropriation	Warrant Article #	Appropriations Prior Year as Approved by DRA	Actual Expenditures	Appropriations Ensuing FY (Recommended)	Appropriations Ensuing FY (Not Recommended)
4915	To Capital Reserve Fund		\$0	\$0	\$0	\$0
4916	To Expendable Trust Fund		\$0	\$0	\$0	\$0
4917	To Health Maintenance Trust Fund		\$0	\$0	\$0	\$0
4220-4229	Fire	10	\$0	\$0	\$0	\$17,000
	Purpose: Part time Fire Chief					
4312	Highways and Streets	09	\$0	\$0	\$200,000	\$0
	Purpose: Road Reconstruction					
4445-4449	Vendor Payments and Other	11	\$0	\$0	\$1,500	\$0
	Purpose: Social Services Rockingham Comm Action					
4445-4449	Vendor Payments and Other	12	\$0	\$0	\$2,700	\$0
	Purpose: Richie McFarland Program - Social Services					
Special Articles Recommended			\$0	\$0	\$204,200	\$17,000

Individual Warrant Articles						
Account Code	Purpose of Appropriation	Warrant Article #	Appropriations Prior Year as Approved by DRA	Actual Expenditures	Appropriations Ensuing FY (Recommended)	Appropriations Ensuing FY (Not Recommended)
4220-4229	Fire	08	\$0	\$0	\$60,740	\$0
	Purpose: Lease Payment #5 for Fire Truck					
4220-4229	Fire	07	\$0	\$0	\$25,000	\$0
	Purpose: Fire Pond Maintenance					
Individual Articles Recommended			\$0	\$0	\$85,740	\$0

ANNUAL REPORT 2016

Revenues					
Account Code	Source of Revenue	Warrant Article #	PY Estimated Revenues	PY Actual Revenues	Estimated Revenues Ensuing Fiscal Year
Taxes					
3120	Land Use Change Tax - General Fund		\$0	\$0	\$0
3180	Resident Tax		\$0	\$0	\$0
3185	Yield Tax	06	\$600	\$0	\$500
3186	Payment in Lieu of Taxes		\$0	\$0	\$0
3187	Excavation Tax	06	\$0	\$0	\$50
3189	Other Taxes		\$0	\$0	\$0
3190	Interest and Penalties on Delinquent Taxes	06	\$16,000	\$19,442	\$12,000
9991	Inventory Penalties		\$0	\$0	\$0
Licenses, Permits, and Fees					
3210	Business Licenses and Permits		\$0	\$0	\$0
3220	Motor Vehicle Permit Fees	06	\$430,000	\$500,789	\$450,000
3230	Building Permits	06	\$8,000	\$13,672	\$10,000
3290	Other Licenses, Permits, and Fees	06	\$52,000	\$60,220	\$52,000
3311-3319	From Federal Government		\$0	\$0	\$0
State Sources					
3351	Shared Revenues		\$0	\$0	\$0
3352	Meals and Rooms Tax Distribution	06	\$109,314	\$109,314	\$101,000
3353	Highway Block Grant	06	\$57,324	\$57,323	\$57,300
3354	Water Pollution Grant		\$0	\$0	\$0
3355	Housing and Community Development		\$0	\$0	\$0
3356	State and Federal Forest Land Reimbursement		\$0	\$0	\$0
3357	Flood Control Reimbursement		\$0	\$0	\$0
3359	Other (Including Railroad Tax)	06	\$10,500	\$14,398	\$10,500
3379	From Other Governments		\$0	\$0	\$0
Charges for Services					
3401-3406	Income from Departments	06	\$7,000	\$9,123	\$7,000
3409	Other Charges		\$0	\$0	\$0
Miscellaneous Revenues					
3501	Sale of Municipal Property		\$0	\$0	\$0
3502	Interest on Investments	06	\$100	\$186	\$100
3503-3509	Other	06	\$12,800	\$8,860	\$9,000
Interfund Operating Transfers In					
3912	From Special Revenue Funds		\$0	\$0	\$0
3913	From Capital Projects Funds		\$0	\$0	\$0
3914A	From Enterprise Funds: Airport (Offset)		\$0	\$0	\$0
3914E	From Enterprise Funds: Electric (Offset)		\$0	\$0	\$0
3914O	From Enterprise Funds: Other (Offset)		\$0	\$0	\$0
3914S	From Enterprise Funds: Sewer (Offset)		\$0	\$0	\$0
3914W	From Enterprise Funds: Water (Offset)		\$0	\$0	\$0
3915	From Capital Reserve Funds		\$0	\$0	\$0
3916	From Trust and Fiduciary Funds		\$0	\$0	\$0
3917	From Conservation Funds		\$0	\$0	\$0
Other Financing Sources					
3934	Proceeds from Long Term Bonds and Notes		\$0	\$0	\$0
9998	Amount Voted from Fund Balance		\$0	\$0	\$0
9999	Fund Balance to Reduce Taxes		\$0	\$0	\$0
Total Estimated Revenues and Credits			\$703,638	\$793,327	\$709,450

ANNUAL REPORT 2016

Budget Summary		
Item	Prior Year	Ensuing Year
Operating Budget Appropriations Recommended	\$1,621,391	\$1,608,887
Special Warrant Articles Recommended	\$233,748	\$204,200
Individual Warrant Articles Recommended	\$60,740	\$85,740
TOTAL Appropriations Recommended	\$1,915,879	\$1,898,827
Less: Amount of Estimated Revenues & Credits	\$691,150	\$709,450
Estimated Amount of Taxes to be Raised	\$1,224,729	\$1,189,377

2017 Default Budget



New Hampshire
Department of
Revenue Administration

**2017
Default Budget**

Kensington

RSA 40:13, IX (b) "Default budget" as used in this subdivision means the amount of the same appropriations as contained in the operating budget authorized for the previous year, reduced and increased, as the case may be, by debt service, contracts, and other obligations previously incurred or mandated by law, and reduced by one-time expenditures contained in the operating budget. For the purposes of this paragraph, one-time expenditures shall be appropriations not likely to recur in the succeeding budget, as determined by the governing body, unless the provisions of RSA 40:14-b are adopted, of the local political subdivision.

This form was posted with the warrant on: 1/24/2017

For Assistance Please Contact:
NH DRA Municipal and Property Division
 Phone: (603) 230-5090
 Fax: (603) 230-5947
<http://www.revenue.nh.gov/mun-prop/>

GOVERNING BODY CERTIFICATION

Under penalties of perjury, I declare that I have examined the information contained in this form and to the best of my belief it is true, correct and complete.

Governing Body Certifications		
Printed Name	Position	Signature
NORMAN DEBOISBRIANT	SELECTMAN	<i>[Signature]</i>
ROBERT WADLEIGH	SELECTMAN	<i>[Signature]</i>
PETER MERRILL	SELECTMAN	<i>[Signature]</i>

This form must be signed, scanned, and uploaded to the Municipal Tax Rate Setting Portal:
<https://www.proptax.org/>

ANNUAL REPORT 2016



New Hampshire
Department of
Revenue Administration

2017 Default Budget

Account Code	Purpose of Appropriation	Prior Year Adopted Budget	Reductions or Increases	One-Time Appropriations	Default Budget
General Government					
0000-0000	Collective Bargaining	\$0	\$0	\$0	\$0
4130-4139	Executive	\$19,250	\$0	\$0	\$19,250
4140-4149	Election, Registration, and Vital Statistics	\$36,380	\$0	\$0	\$36,380
4150-4151	Financial Administration	\$95,575	\$250	\$0	\$95,825
4152	Revaluation of Property	\$0	\$0	\$0	\$0
4153	Legal Expense	\$20,000	\$0	\$0	\$20,000
4155-4159	Personnel Administration	\$209,026	\$14,604	\$0	\$223,630
4191-4193	Planning and Zoning	\$12,839	\$43	\$0	\$12,882
4194	General Government Buildings	\$53,602	(\$27,600)	\$0	\$26,002
4195	Cemeteries	\$13,900	\$0	\$0	\$13,900
4196	Insurance	\$44,564	(\$9,005)	\$0	\$35,559
4197	Advertising and Regional Association	\$0	\$0	\$0	\$0
4199	Other General Government	\$25,902	\$0	\$0	\$25,902
Public Safety					
4210-4214	Police	\$381,876	\$10,276	\$0	\$392,152
4215-4219	Ambulance	\$0	\$0	\$0	\$0
4220-4229	Fire	\$103,300	\$0	\$0	\$103,300
4240-4249	Building Inspection	\$12,500	\$0	\$0	\$12,500
4290-4298	Emergency Management	\$6,127	\$0	\$0	\$6,127
4299	Other (Including Communications)	\$0	\$0	\$0	\$0
Airport/Aviation Center					
4301-4309	Airport Operations	\$0	\$0	\$0	\$0
Highways and Streets					
4311	Administration	\$0	\$0	\$0	\$0
4312	Highways and Streets	\$186,290	\$0	\$0	\$186,290
4313	Bridges	\$0	\$0	\$0	\$0
4316	Street Lighting	\$2,000	\$0	\$0	\$2,000
4319	Other	\$0	\$0	\$0	\$0
Sanitation					
4321	Administration	\$1,806	\$0	\$0	\$1,806
4323	Solid Waste Collection	\$92,500	\$0	\$0	\$92,500
4324	Solid Waste Disposal	\$54,240	\$3,200	\$0	\$57,440
4325	Solid Waste Cleanup	\$0	\$0	\$0	\$0
4326-4328	Sewage Collection and Disposal	\$0	\$0	\$0	\$0
4329	Other Sanitation	\$0	\$0	\$0	\$0
Water Distribution and Treatment					
4331	Administration	\$0	\$0	\$0	\$0
4332	Water Services	\$0	\$0	\$0	\$0
4335	Water Treatment	\$0	\$0	\$0	\$0
4338-4339	Water Conservation and Other	\$0	\$0	\$0	\$0

Default Budget: Kensington 2017

2 of 5

ANNUAL REPORT 2016



New Hampshire
Department of
Revenue Administration

2017 Default Budget

Account Code	Purpose of Appropriation	Prior Year Adopted Budget	Reductions or Increases	One-Time Appropriations	Default Budget
Electric					
4351-4352	Administration and Generation	\$0	\$0	\$0	\$0
4353	Purchase Costs	\$0	\$0	\$0	\$0
4354	Electric Equipment Maintenance	\$0	\$0	\$0	\$0
4359	Other Electric Costs	\$0	\$0	\$0	\$0
Health					
4411	Administration	\$150	\$0	\$0	\$150
4414	Pest Control	\$27,925	\$0	\$0	\$27,925
4415-4419	Health Agencies, Hospitals, and Other	\$0	\$0	\$0	\$0
Welfare					
4441-4442	Administration and Direct Assistance	\$5,000	\$0	\$0	\$5,000
4444	Intergovernmental Welfare Payments	\$0	\$0	\$0	\$0
4445-4449	Vendor Payments and Other	\$0	\$0	\$0	\$0
Culture and Recreation					
4520-4529	Parks and Recreation	\$43,225	\$0	\$0	\$43,225
4550-4559	Library	\$110,950	\$0	\$0	\$110,950
4583	Patriotic Purposes	\$0	\$0	\$0	\$0
4589	Other Culture and Recreation	\$0	\$0	\$0	\$0
Conservation and Development					
4611-4612	Administration and Purchasing of Natural Resources	\$600	\$0	\$0	\$600
4619	Other Conservation	\$0	\$0	\$0	\$0
4631-4632	Redevelopment and Housing	\$0	\$0	\$0	\$0
4651-4659	Economic Development	\$0	\$0	\$0	\$0
Debt Service					
4711	Long Term Bonds and Notes - Principal	\$40,000	\$0	\$0	\$40,000
4721	Long Term Bonds and Notes - Interest	\$21,863	(\$2,101)	\$0	\$19,762
4723	Tax Anticipation Notes - Interest	\$0	\$0	\$0	\$0
4790-4799	Other Debt Service	\$1	\$0	\$0	\$1
Capital Outlay					
4901	Land	\$0	\$0	\$0	\$0
4902	Machinery, Vehicles, and Equipment	\$0	\$0	\$0	\$0
4903	Buildings	\$0	\$0	\$0	\$0
4909	Improvements Other than Buildings	\$0	\$0	\$0	\$0
Operating Transfers Out					
4912	To Special Revenue Fund	\$0	\$0	\$0	\$0
4913	To Capital Projects Fund	\$0	\$0	\$0	\$0
4914A	To Proprietary Fund - Airport	\$0	\$0	\$0	\$0
4914E	To Proprietary Fund - Electric	\$0	\$0	\$0	\$0
4914O	To Proprietary Fund - Other	\$0	\$0	\$0	\$0
4914S	To Proprietary Fund - Sewer	\$0	\$0	\$0	\$0

Default Budget: Kensington 2017

3 of 5

ANNUAL REPORT 2016



New Hampshire
Department of
Revenue Administration

2017 Default Budget

Account Code	Purpose of Appropriation	Prior Year Adopted Budget	Reductions or Increases	One-Time Appropriations	Default Budget
4914W	To Proprietary Fund - Water	\$0	\$0	\$0	\$0
4915	To Capital Reserve Fund	\$0	\$0	\$0	\$0
4916	To Expendable Trusts/Fiduciary Funds	\$0	\$0	\$0	\$0
4917	To Health Maintenance Trust Funds	\$0	\$0	\$0	\$0
4918	To Non-Expendable Trust Funds	\$0	\$0	\$0	\$0
4919	To Fiduciary Funds	\$0	\$0	\$0	\$0
Total Appropriations		\$1,621,391	(\$10,333)	\$0	\$1,611,058



New Hampshire
Department of
Revenue Administration

2017 Default Budget

Account Code	Reason for Reductions/Increases or One-Time Appropriations
4150-4151	contract
4194	trailer contract done
4196	decrease new company prop/workers comp
4721	decrease interest
4155-4159	contract insurance/retirement
4210-4214	salaries/cruiser lease payment increased
4324	recycling contract

ANNUAL REPORT 2016

2017 Final Budget Detailed

2017 PROPOSED BUDGET FOR THE TOWN OF KENSINGTON										
Departmental Worksheet										
A	B	C	D	E	F	G	H	I	J	
		Approp.	Actual	Submitted	Committee	Final	2017		Default	
DEPARTMENT		2016	1/29/2017	2017	Changes	2017	Less(More)	COMMENTS		
				Put requests in this column	Make Changes in this column					
4130 Executive										
7	4130SS	4,500	4,500	4,500	-	4,500	-		4,500	
8	4130SE	5,000	5,000	5,000	-	5,000	-		5,000	
9	4130LA	450	183	450	-	450	-		450	
10	4130SES	5,500	3,021	5,500	-	5,500	-		5,500	
11	4130D&S	2,300	2,055	2,300	-	2,300	-		2,300	
12	4130OS	1,500	1,491	1,500	-	1,500	-		1,500	
13	4130SOS	-	-	0	-	-	-		-	
14	Total Executive:		19,250	13,500	19,250	-	19,250	0.0%	19,250	
4140 Election, Registration, Vital Statistics										
16	4140EE	8,500	10,198	7,588	(4,500)	3,088	5,412	voting booths	8,500	
17	4140TCE	3,000	3,667	3,100	-	3,100	(100)		3,000	
18	4140TCF	-	-	-	-	-	-		-	
19	4140TCM	1,200	529	1,024	-	1,024	176		1,200	
20	4140TCO	2,180	829	829	-	829	1,351		2,180	
21	4140DCS	6,500	1,365	8,500	(2,000)	6,500	-		6,500	
22	4140TCS	15,000	12,457	15,000	-	15,000	-		15,000	
23	Total Election, Reg. Stat:		36,380	28,735	36,041	(6,500)	29,541	-6,839	-18.8%	36,380
24	Total Election, Reg. Stat:		36,380	28,735	36,041	(6,500)	29,541	-6,839	-18.8%	36,380
4150 Financial Administration										
27	4150ACS	37,960	36,185	39,099	(1,139)	37,960	-	3%	37,960	
28	4150AS	16,705	18,121	16,705	-	16,705	-		16,705	
29	4150ASP	250	374	300	-	300	(50)		250	
30	4150AUD	13,500	12,049	13,750	-	13,750	(250)	contract	13,750	
31	4150D&S	50	20	50	-	50	-		50	
32	4150E	800	345	150	-	150	650		800	
33	4150OV	-	39	-	-	-	-		-	
34	4150SS	4,058	1,796	1,873	-	1,873	2,185	contract	4,058	
35	4150TCE	4,237	4,069	2,394	2,185	4,579	(342)		4,237	
36	4150TCM	665	538	1,120	-	1,120	(455)		665	
37	4150TCS	14,000	13,452	14,000	-	14,000	-		14,000	
38	4150TDW	150	150	150	-	150	-		150	
39	4150TM	2,000	1,000	500	-	500	1,500	contract	2,000	
40	4150TS	1,200	1,200	1,200	-	1,200	-		1,200	
41	Total Financial Administration:		95,575	89,188	91,291	1,046	92,337	3,238		95,825
42	Total Financial Administration:		95,575	89,188	91,291	1,046	92,337	3,238		95,825
43	4153L	20,000	18,295	20,000	-	20,000	-		20,000	
44	Total Legal Expenses:		20,000	18,295	20,000	-	20,000	-		20,000
45	4155 Personnel Administration									

2017 PROPOSED BUDGET FOR THE TOWN OF KENSINGTON										
Departmental Worksheet										
A	B	C	D	E	F	G	H	I	J	
		Approp.	Actual	Submitted	Committee	Final	2017		Default	
DEPARTMENT		2016	1/29/2017	2017	Changes	2017	Less(More)	COMMENTS		
				Put requests in this column	Make Changes in this column					
46	4155HI	122,656	122,656	129,157	-	129,157	(6,501)	new policy eff. 1/2017	129,157	
47	4155PS	3,000	3,107	3,000	-	3,000	-		3,000	
48	4155PT	23,342	20,437	23,289	-	23,289	53		23,289	
49	4155RS	58,094	59,797	66,249	-	66,249	(8,155)	rate increase July 29-43	66,249	
50	4155STLT	1,935	2,033	1,935	-	1,935	0		1,935	
51	Total Personnel Administration:		209,027	208,030	223,630	-	223,630	(14,603)		223,630
52	Total Personnel Administration:		209,027	208,030	223,630	-	223,630	(14,603)		223,630
53	4191 Planning and Zoning									
54	4191BSO	500	75	500	-	500	-		500	
55	4191CRC	9,238	9,238	9,238	-	9,238	-	contract	9,238	
56	4191G	1	1	1	-	1	-		1	
57	4191H	800	1,151	800	-	800	-		800	
58	4191M	250	100	250	-	250	-		250	
59	4191MP	-	-	-	-	-	-		-	
60	4191RPC	2,050	2,093	2,093	-	2,093	(43)	contract	2,093	
61	Total Planning and Zoning:		12,839	12,614	12,882	-	12,882	(43)		12,882
62	Total Planning and Zoning:		12,839	12,614	12,882	-	12,882	(43)		12,882
63	4194 Gen. Gov. Buildings									
64	4194ALL	20,000	20,141	20,000	-	20,000	-		20,000	
65	4194THM	1	36,392	1	-	1	-		1	
66	4194GM	-	17	1	-	1	(1)		-	
67	4194O	-	0	-	-	-	1		-	
68	4194T	27,600	27,377	-	-	-	27,600	contracted	-	
69	4194W	6,000	8,719	8,000	-	8,000	(2,000)	more to clean and mow	6,000	
70	Total Gen. Gov. Buildings:		53,602	92,645	28,002	-	28,002	25,500		26,002
71	Total Gen. Gov. Buildings:		53,602	92,645	28,002	-	28,002	25,500		26,002
72	4195 Cemetery									
73	4195EM	250	41	250	-	250	-	same as last year	250	
74	4195F	200	134	200	-	200	-		200	
75	4195FM	500	-	500	-	500	-		500	
76	4195RM	250	-	250	-	250	-		250	
77	4195S	200	75	200	-	200	-		200	
78	4195SM	1,000	-	1,000	(500)	500	500		1,000	
79	4195TM	1,500	-	1,500	(500)	1,000	500		1,500	
80	4195W	10,000	9,098	10,000	-	10,000	-		10,000	
81	Total Cemetery:		13,900	9,349	13,900	(1,000)	12,900	1,000		13,900
82	Total Cemetery:		13,900	9,349	13,900	(1,000)	12,900	1,000		13,900
83	4196 Insurance									
84	4196PLI	26,000	19,417	20,075	-	20,075	5,925	fixed % Primes year 1	20,075	
85	4196UI	500	500	500	-	500	-	fixed	500	
86	4196WC	18,064	14,117	14,984	-	14,984	3,080	fixed	14,984	
87	Total Insurance:		44,564	34,034	35,559	-	35,559	9,005		35,559

ANNUAL REPORT 2016

1	A	B	C	D	E	F	G	H	I	J
2	2017 PROPOSED BUDGET FOR THE TOWN OF KENSINGTON									
3	Departmental Worksheet									
4	DEPARTMENT	Approp. 2016	Actual 1/29/2017	Submitted Request 2017	Committee Changes	Final Budget 2017	2017 Less(More)	COMMENTS	Default	
88	4199 Gen Gov Operations						-20.2%			
90	4199G Grants	1	-	1	-	1	-	offset by income	1	
91	4199I Insurance Claim	-	-	-	-	-	-	offset by income	-	
92	4199UT Utilities for Trailers-account t	-	798	-	-	-	-		-	
93	4199M Misc	2,500	164	2,500	-	2,500	-		2,500	
94	4199OCS Office / Comp equipment / sc	10,000	1,004	5,000	5,000	10,000	-		10,000	
95	4199P Postage	400	3,503	2,000	-	400	-		400	
96	4199S Supplies	3,000	2,256	600	-	600	2,400		3,000	
97	4199U Utilities	10,000	17,862	20,000	-	20,000	(10,000)	new building	10,000	
98	Total Gen Gov Operations:	25,502	25,386	30,102	5,000	33,502	(7,500)		25,902	
99							29.3%			
100	4210 Police Department									
101	4210AC Animal Control	3,300	1,966	3,300	-	3,300	-		3,300	
102	4210CL Cruiser Lease	14,447	14,447	24,723	-	24,723	(10,276)	contract	24,723	
103	4210CM Cruiser Maintenance	5,000	4,154	5,000	-	5,000	-		5,000	
104	4210CO Call Out/Overtime	15,000	19,587	15,000	-	15,000	-		15,000	
105	4210DWH Dept weapons & holster	500	-	500	-	500	-		500	
106	4210E Equipment	8,500	10,079	8,500	-	8,500	-		8,500	
107	4210F Fuel	15,000	8,638	12,000	(3,000)	9,000	6,000		15,000	
108	4210G Grants	1	-	1	-	1	-	offset by income	1	
109	4210OE Operating Expenses	17,000	23,809	17,000	-	17,000	-		17,000	
110	4210P Prosecutor	15,900	15,070	15,900	-	15,900	-		15,900	
111	4210R Restitution	1	-	1	-	1	-	offset by income	1	
112	4210SS Full Time Salaries	205,219	195,978	210,107	2,140	212,247	(7,028)		205,219	
113	4210PT Part Time Salaries	32,000	24,320	32,000	-	32,000	-		32,000	
114	4210SS Staff Support	39,508	38,644	40,693	(1,185)	39,508	-	3% increase	39,508	
115	4210T Training	5,500	4,723	5,500	-	5,500	-		5,500	
116	4210LI Term Life Insurance	500	-	500	-	500	-	contract	500	
117	4210U Uniforms	4,500	3,163	4,500	-	4,500	-		4,500	
118	4210W Witness Fees	-	-	-	-	-	-		-	
119	Total Police Department:	381,876	381,977	395,225	(2,045)	393,180	(11,304)		392,152	
120							2.95%			
121	4220 Fire Department									
122	4220ADS Administrative support	1,000	1,029	1,000	-	1,000	-		1,000	
123	4220ARR Amb. Equip. Replace & Rep	1,500	2,041	1,500	-	1,500	-		1,500	
124	4220AS Amb/rescue Supplies	1,500	2,939	1,500	-	1,500	-		1,500	
125	4220AT Amb. Training	1,800	477	1,800	-	1,800	-		1,800	
126	4220BR Building Repair	3,000	3,393	3,000	-	3,000	-		3,000	
127	4220E Electricity	2,600	2,101	2,600	-	2,600	-		2,600	
128	4220ERR Equip - Repair & Replace	1,500	4,239	1,500	-	1,500	-		1,500	
129	4220F Fuel/heat	3,200	2,761	3,200	600	3,800	(600)		3,200	
130	4220FF Forest Fire	-	-	-	-	-	-		-	
131	4220FT Fire Training	2,000	225	2,000	-	2,000	-		2,000	

1	A	B	C	D	E	F	G	H	I	J
2	2017 PROPOSED BUDGET FOR THE TOWN OF KENSINGTON									
3	Departmental Worksheet									
4	DEPARTMENT	Approp. 2016	Actual 1/29/2017	Submitted Request 2017	Committee Changes	Final Budget 2017	2017 Less(More)	COMMENTS	Default	
132	4220HS Hepatitis Shots	200	-	200	-	200	-		200	
133	4220M Misc.	1,000	2,013	1,000	-	1,000	-		1,000	
134	4220NE New Equipment	8,900	7,740	8,900	-	8,900	-		8,900	
135	4220P Phones	3,000	2,628	3,000	-	3,000	-		3,000	
136	4220P&R Pager & Radio - Repair & Re	3,000	1,028	3,000	-	3,000	-		3,000	
137	4220PLT Pump/Ladder Testing	1,500	1,754	1,500	-	1,500	-		1,500	
138	4220S Salaries	50,000	49,994	50,000	-	50,000	-		50,000	
139	4220S&D Subscriptions & Dues	2,000	2,222	2,000	-	2,000	-		2,000	
140	4220SCB S.C.B.A. Repair & Replace	2,600	1,088	2,600	-	2,600	-		2,600	
141	4220TEU Turnout Equip & Uniforms	4,000	3,254	4,000	-	4,000	-		4,000	
142	4220VF Vehicle Fuel	2,000	526	2,000	-	2,000	-		2,000	
143	4220VR Vehicle Repair	6,000	3,131	6,000	-	6,000	-		6,000	
144	4220WHR Water Hole Repair	1,000	2,330	21,000	(20,000)	1,000	-	added for repairs needed	1,000	
145	Total Fire Department:	103,300	96,912	123,300	(19,400)	103,900	(600)		103,300	
146							0.6%			
147										
148	4240 Building Inspection									
149	4240SBI Building Inspector Permit sh	12,000	6,531	12,000	-	12,000	-	offset by income	12,000	
150	4240BP Burner Inspections	-	1,100	-	-	-	-	pd only on % of fees collected	-	
151	4240EL Electric Inspections	-	3,400	-	-	-	-		-	
152	4240S Supplies	500	-	500	-	500	-		500	
153	Total Building Inspection	12,500	11,031	12,500	-	12,500	-		12,500	
154							0.0%			
155										
156	4290 Emergency Management									
157	4290EM Equipment Maintenance	1,750	-	1,250	-	1,250	500	trailer updates	1,750	
158	4290G Grants	1	9,906	1	-	1	-	offset by income	1	
159	4290P Phone	3,300	1,886	1,450	-	1,450	1,850	Monitor/fuel/other spot	3,300	
160	4290T Training & drills	1	-	350	-	350	(349)	misc supplies/mileage	1	
161	4290O EM Other	1,075	500	225	-	225	850	em gear	1,075	
162	Total Emergency Management:	6,127	12,293	3,276	-	3,276	2,851		6,127	
163							-46.5%			
164										
165	4312 Highways and Streets									
166	Winter:									
167	4312LR Loader Rental	10,000	10,000	10,000	-	10,000	-	contract	10,000	
168	4312M Misc. (Storm Cleanup, etc.)	4,000	540	3,500	-	3,500	500		4,000	
169	4312PS Plowing/Sanding	95,000	52,569	95,000	-	95,000	-		95,000	
170	4312SS Sand and Salt	23,000	6,780	23,000	-	23,000	-		23,000	
171	Winter subtotal:	132,000	69,889	131,500	-	131,500	500		132,000	
172	Summer:									
173	4312BTR Brush & Tree Removal	6,500	465	6,500	-	6,500	-		6,500	
174	4312CRR Culvert Repair/Replacement	12,500	9,100	14,500	-	14,500	(2,000)		12,500	
175	4312DSW Ditching & shoulder work	4,500	9,618	4,500	-	4,500	-		4,500	

ANNUAL REPORT 2016

1	A	B	C	D	E	F	G	H	I	J
2		1/29/2017 16:19	2017 PROPOSED BUDGET FOR THE TOWN OF KENSINGTON							
3			Departmental Worksheet							
4			Approp. 2016	Actual 1/29/2017	Submitted Request 2017	Committee Changes	Final Budget 2017	2017	COMMENTS	Default
5								Less/(More)		
176	4312HS	Highway Shed (Mat, Supplie	700	575	6,500	-	6,500	(5,800)	upkeep of salt shed	700
177	4312P	Patching	5,100	39,536	5,000	-	5,000	100		5,100
178	4312RM	Road side mowing	5,600	5,525	6,100	-	6,100	(500)		5,600
179	4312RS	Road Signs: Repair & Replac	1,900	1,061	800	-	800	1,300		1,900
180	4312SD	Special Details/Flaggers	1,200	800	1,000	-	1,000	200		1,200
181	4312U	Utilities/electricity/lighting	1,800	1,574	1,800	-	1,800	-		1,800
182	4312W	Wages	14,490	13,928	14,490	-	14,490	-		14,490
183		Summer subtotal:	54,290	82,181	60,990	-	60,990	(6,700)		54,290
184		Total Highways & Streets:	186,290	152,070	192,490	-	192,490	(6,200)		186,290
185								3.3%		
186										
187	4316	4316 Street lighting	2,000	1,490	2,000	-	2,000	-		2,000
188								0.0%		
189		4321 Administration/dues								
190	4321	Solid Waste Admin Total	1,806	1,753	1,860	-	1,860	(54)		1,806
191								3.0%		
192		4323 Solid Waste Collection								
193	4323SWC	Collection/frash pickup-B&S	60,000	53,991	60,000	-	60,000	-		60,000
194	4323RC	Recycling with B&S	32,500	30,800	32,500	-	32,500	-		32,500
195	4323M	Solid Waste Miscellaneous	-	-	-	-	-	-		-
196			92,500	84,791	92,500	-	92,500	-		92,500
197								0.0%		
198		4324 Solid Waste Disposal								
199	4324SWD	Solid Waste Disposal-WM slips	49,440	37,704	49,440	-	49,440	-	recycling cost 3.25-3.50per ton	49,440
200	4324RC	Recycling Costs	4,800	5,585	6,000	2,000	8,000	(3,200)		8,000
201			54,240	43,289	55,440	2,000	57,440	(3,200)		57,440
202								5.9%		
203										
204	4411	4411 Health Officer	150	150	150	-	150	-		150
205										
206	4414	4414 Pest Control	27,925	25,129	27,925	-	27,925	-		27,925
207								0.0%		
208										
209	4442	4442 Welfare	5,000	505	5,000	-	5,000	-		5,000
210								0.0%		
211		4520 Parks and Recreation								
212	4520GM	General Maintenance	5,000	-	5,000	-	5,000	-		5,000
213	4520SE	Special Events / Rec Dept.	5,850	5,204	5,850	-	5,850	-		5,850
214	4520SP	Sawyer Park	32,375	32,376	32,375	-	32,375	-		32,375
215	4520SD	Special Details	-	-	-	-	-	-		-
216	4520O	Other, misc	-	-	-	-	-	-		-

1	A	B	C	D	E	F	G	H	I	J
2		1/29/2017 16:19	2017 PROPOSED BUDGET FOR THE TOWN OF KENSINGTON							
3			Departmental Worksheet							
4			Approp. 2016	Actual 1/29/2017	Submitted Request 2017	Committee Changes	Final Budget 2017	2017	COMMENTS	Default
5								Less/(More)		
217		DEPARTMENT								
218		Total Parks and Recreation:	43,225	37,580	43,225	-	43,225	-	0.00%	43,225
219										
220		4550 Library								
221	4550OE	Operating Expenses	45,300	40,461	39,800	-	39,800	5,500	no furnace	45,300
222	4550P	Payroll	65,650	64,271	67,620	(1,970)	65,650	1		65,650
223		Total Library:	110,950	104,732	107,420	(1,970)	105,450	5,501		110,950
224								-5.0%		
225										
226		4611 Conservation								
227		Administration	600	296	625	-	625	(25)		600
228								4.2%		
229		4700 Debt Service								
230	4711	Principal - LT Debt	40,000	40,000	40,000	-	40,000	-	fixed	40,000
231	4721	Interest - LT Debt	21,863	21,863	19,763	-	19,763	2,101	fixed	19,763
232	4790	Other - TAN	1	-	1	-	1	-	fixed	1
233		Total Debt Service:	61,864	61,863	59,764	-	59,764	2,101		59,764
234								-3.4%		
235										
236		Total 2016 BUDGET	1,621,392	1,527,636	1,633,356	-22,869	1,608,887	12,505	0.77%	1,611,058
237		LESS EXPENSES WHICH ARE OFFSET BY INCOME:		(18,358)	(12,004)		(12,004)			(12,004)
238		Adjusted Total:	1,621,392	1,509,279	1,621,352	-22,869	1,596,883	12,505		1,599,054
239										
240										
241										
242		Total for MS6	1,621,392	1,527,636	1,633,356	-22,869	1,608,887	(12,505)	0.77%	1,611,058
243										
244							1,600		Difference final budget vs default:	\$ (2,171)
245		Warrant Articles	0	0	306,940		306,940			294,488
246			1,621,392	1,527,636	1,940,296		1,915,827			1,905,546
247										
248		Total for MS-6	1,621,392							
249		2016 WA on Ballot	WA 2016	WA 2017			MS6 Total	1,903,375	MS2 Total	\$ 1,905,546
250		Citizen's Petition zoning ADJ	-	-	non money article					
251		Citizen's Petition Comm Dist	0	0	non money article					
252		Road Reconstruction	200,000	200,000						
253		Police Dept. Camera System	29,152	0						
254		Fire Truck	60,740	60,740						
							2015 Encumbered Funds	\$ 41,869.62		


ANNUAL REPORT 2016

1	A	B	C	D	E	F	G	H	I	J
2		1/29/2017 10:19	2017 PROPOSED BUDGET FOR THE TOWN OF KENSINGTON							
3			Departmental Worksheet							
4		DEPARTMENT	Approp. 2016	Actual 1/29/2017	Submitted Request 2017	Committee Changes	Final Budget 2017	2017		Default
								Less(More)	COMMENTS	
255	Social Services	Rockingham Community Act	1500	1500			Encumbered funds spent in 2016	\$ 39,311.17		
256		Richie McFarland Center	2400	2700			Encumbered funds left	\$ 2,558.45	Default	1,611,058
257		Meals on Wheels	696		did not submit				Proposed	1,608,887
258		Fire Ponds		25000						
259		Fire Dept Chief	0	17000					Difference	2,171
260			\$294,488	\$ 306,940.00						
261										
262			***THIS BUDGET IS UNAUDITED AND DOES NOT INCLUDE 2016 ENCUMBERED FUNDS DISBURSED and FINAL 2017 PAYROLL.							
263										
264										
265										
266										
267										
268										
269										
270										

ANNUAL REPORT 2016

Long Term Bond

2008 SERIES A NON GUARANTEED - AFTER 2016 E REFUNDING



20 YEAR DEBT SCHEDULE FOR

JWN OF KENSINGTON

NEW HAMPSHIRE MUNICIPAL BOND BANK

DATE PREPARED:	11/29/16	Amount of Loan to be Paid	\$754,195.00
BONDS DATED:	07/01/08	Premium	\$23,788.00
INTEREST START DATE:	206 days	Total Proceeds	\$777,983.00
FIRST INTEREST PAYMENT:	02/15/09		
NET INTEREST COST:	4.2400%		

DEBT YEAR	PERIOD ENDING	PRINCIPAL OUTSTANDING	PRINCIPAL	RATE	INTEREST	Less 2016 E Refunding	INTEREST after refunding	TOTAL PAYMENT	CALENDAR YEAR TOTAL PAYMENT
	02/15/09				\$20,413.06		\$20,413.06	\$20,413.06	
1	08/15/09	\$754,195.00	\$39,195.00	4.000%	17,665.15		17,665.15	56,860.15	\$77,273.21
	02/15/10				16,881.25		16,881.25	16,881.25	
2	08/15/10	715,000.00	40,000.00	4.000%	16,881.25		16,881.25	56,881.25	73,762.50
	02/15/11				16,081.25		16,081.25	16,081.25	
3	08/15/11	675,000.00	40,000.00	5.000%	16,081.25		16,081.25	56,081.25	72,162.50
	02/15/12				15,081.25		15,081.25	15,081.25	
4	08/15/12	635,000.00	40,000.00	5.000%	15,081.25		15,081.25	55,081.25	70,162.50
	02/15/13				14,081.25		14,081.25	14,081.25	
5	08/15/13	595,000.00	40,000.00	5.250%	14,081.25		14,081.25	54,081.25	68,162.50
	02/15/14				13,031.25		13,031.25	13,031.25	
6	08/15/14	555,000.00	40,000.00	5.250%	13,031.25		13,031.25	53,031.25	66,062.50
	02/15/15				11,981.25		11,981.25	11,981.25	
7	08/15/15	515,000.00	40,000.00	5.250%	11,981.25		11,981.25	51,981.25	63,962.50
	02/15/16				10,931.25		10,931.25	10,931.25	
8	08/15/16	475,000.00	40,000.00	5.250%	10,931.25		10,931.25	50,931.25	61,862.50
	02/15/17				9,881.25		9,881.25	9,881.25	
9	08/15/17	435,000.00	40,000.00	5.250%	9,881.25	(646.00)	9,235.25	49,235.25	59,116.50
	02/15/18				8,831.25	(646.00)	8,185.25	8,185.25	
10	08/15/18	395,000.00	40,000.00	5.250%	8,831.25	(646.00)	8,185.25	48,185.25	56,370.50
	02/15/19				7,781.25	(646.00)	7,135.25	7,135.25	
11	08/15/19	355,000.00	40,000.00	5.000%	7,781.25	(1,252.00)	6,529.25	46,529.25	53,664.50
	02/15/20				6,781.25	(1,252.00)	5,529.25	5,529.25	
12	08/15/20	315,000.00	35,000.00	4.125%	6,781.25	(1,456.00)	5,325.25	40,325.25	45,854.50
	02/15/21				6,059.38	(1,456.00)	4,603.38	4,603.38	
13	08/15/21	280,000.00	35,000.00	4.125%	6,059.38	(1,272.00)	4,787.38	39,787.38	44,390.76
	02/15/22				5,337.50	(1,272.00)	4,065.50	4,065.50	
14	08/15/22	245,000.00	35,000.00	4.250%	5,337.50	(1,272.00)	4,065.50	39,065.50	43,131.00
	02/15/23				4,593.75	(1,272.00)	3,321.75	3,321.75	
15	08/15/23	210,000.00	35,000.00	4.250%	4,593.75	(1,272.00)	3,321.75	38,321.75	41,643.50
	02/15/24				3,850.00	(1,272.00)	2,578.00	2,578.00	
16	08/15/24	175,000.00	35,000.00	4.250%	3,850.00	(1,272.00)	2,578.00	37,578.00	40,156.00
	02/15/25				3,106.25	(1,272.00)	1,834.25	1,834.25	
17	08/15/25	140,000.00	35,000.00	4.375%	3,106.25	(1,272.00)	1,834.25	36,834.25	38,668.50
	02/15/26				2,340.63	(1,272.00)	1,068.63	1,068.63	
18	08/15/26	105,000.00	35,000.00	4.375%	2,340.63	(1,272.00)	1,068.63	36,068.63	37,137.26
	02/15/27				1,575.00	(1,272.00)	303.00	303.00	
19	08/15/27	70,000.00	35,000.00	4.500%	1,575.00	(1,272.00)	303.00	35,303.00	35,606.00
	02/15/28				787.50	(787.50)	0.00	0.00	
20	08/15/28	35,000.00	35,000.00	4.500%	787.50	(488.50)	299.00	35,299.00	35,299.00

TOTALS \$754,195.00 \$356,065.73 (\$25,812.00) \$330,253.73 \$1,084,448.73 \$1,084,448.73
 25 TRIANGLE PARK DRIVE, SUITE 102 • CONCORD, NEW HAMPSHIRE 03301 • (603) 271-2595 or 1 (800) 393-6422 • FAX (603) 271-3937
 E-MAIL: info@nhmbb.com • WEBSITE: www.nhmbb.org

In 2016 NHMBB refinanced a portion of its outstanding debt. Town of Kensington's portion is from 2019-2028, with a total savings to the town of \$25,812.00. The above debt schedule shows the adjustments.

Balance Sheet

Town of Kensington
Summary Balance Sheet
As of December 31, 2016

	<u>Dec 31, 16</u>
ASSETS	
Current Assets	
Checking/Savings	3343809.86
Other Current Assets	330,583.40
Total Current Assets	<u>3674393.26</u>
TOTAL ASSETS	<u>3674393.26</u>
LIABILITIES & EQUITY	
Liabilities	
Current Liabilities	
Other Current Liabilities	3027445.94
Total Current Liabilities	<u>3027445.94</u>
Total Liabilities	3027445.94
Equity	<u>646,947.32</u>
TOTAL LIABILITIES & EQ...	<u>3674393.26</u>

Treasurer's Report

Fiscal Year 2016

Submitted by Michael Schwotzer-Treasurer

Funds Received from Tax Collector	\$	7,055,192
Funds Received from Town Clerk	\$	562,823
Funds Received from Selectmen's Office	\$	360,999
Interest	\$	<u>19,629</u>
Total Income / Funds Received from Departments	\$	7,998,643
Less Selectmen's Orders Paid	\$	<u>(8,261,249)</u>
Net Increase / (Decrease) in Cash:	\$	<u><u>(339,126)</u></u>
Cash - Beginning Balance: December 31, 2015	\$	<u>3,682,936</u>
Cash - Ending Balance: December 31, 2016	\$	<u>3,343,810</u>

ANNUAL REPORT 2016

Investment Accounts

NH General Investment Fund

Balance January 1, 2015	\$	331,332.57
Add Interest		176.44
Add transfers from other funds		
Less Withdrawals		
Balance December 31, 2015	\$	331,509.01

NH Police Special Detail Fund

Balance January 1, 2015	\$	15,077.19
Add Interest		8.03
Add transfers from other funds		
Less Withdrawals		
Balance December 31, 2015	\$	15,085.22

NH Conservation Fund

Balance January 1, 2015	\$	128,344.02
Add Interest		68.34
Add transfers from other funds		
Less Withdrawals		
Balance December 31, 2015	\$	128,412.36

NH Escrow Fund

Balance January 1, 2015	\$	19,646.79
Add Interest		10.46
Add transfers from other funds		
Less Withdrawals		
Balance December 31, 2015	\$	19,657.25

NH Cemetary Fund

Balance January 1, 2015	\$	1,475.62
Add Interest		.79
Add transfers from other funds		
Less Withdrawals		
Balance December 31, 2015	\$	1,476.41

Investment Accounts

NH Recreation Fund

Balance January 1, 2015	\$	1,092.32
Add Interest		.58
Add transfers from other funds		
Less Withdrawals		
Balance December 31, 2015	\$	1,092.90

NH Revolving Recreation Fund

Balance January 1, 2015	\$	23,962.22
Add Interest		12.76
Add transfers from other funds		
Less Withdrawals		
Balance December 31, 2015	\$	23,974.98

NH Ambulance Revenue Fund

Balance January 1, 2015	\$	64,700.66
Add Interest		34.45
Add transfers from other funds		
Less Withdrawals		
Balance December 31, 2015	\$	64,735.11

\$585,943.24

2016 Profit and Loss Town Accounts

	<u>Jan - Dec 16</u>
Ordinary Income/Expense	
Income	
3040--3 · Prev Yrs	4,152.72
3040 (TAX LIENS REDEEMED)	
3040-3 · Previous Years	<u>7,376.21</u>
Total 3040 (TAX LIENS REDEEMED)	7,376.21
3051 (OVERPAYMENT OF PROPERTY TAX)	
3051-1 · Prev Yrs Overpayment	1,283.79
3051 (OVERPAYMENT OF PROPERTY TAX) - Other	<u>1,782.16</u>
Total 3051 (OVERPAYMENT OF PROPERTY TAX)	3,065.95
3110 (PROPERTY TAXES)	
3110-1 · Prev Yrs Prop Taxes	221,103.04
3110 (PROPERTY TAXES) - Other	<u>6,785,137.46</u>
Total 3110 (PROPERTY TAXES)	7,006,240.50
3040-2 · Prev Tax Lien Red	2,335.57
3040-4 · Tax Lien Redemption	2,924.49
3040 · 1	29,096.51
3190 · PROPERTY TAX INTEREST	
3190-1 Prev Yrs Interest	8,666.77
3190-2-1 Previous Years	1,952.25
3190-2-2 PrevYrsTaxLienInt&cost	251.82
3190-2-3 Previous Years	4,225.93
3190-2-4 Previous Years (Lien Redemption Interest yr 4)	400.51
3190 · PROPERTY TAX INTEREST - Other	<u>3,944.80</u>
Total 3190 · PROPERTY TAX INTEREST	19,442.08
3220 · MOTOR VEHICLE PERMITS	500,788.58
3230 · BUILDING PERMITS	
3230-1 · Septic (for septic)	765.00
3230-2 · Electric Permits	4,610.00
3230-3 · Burner Permits (added 2015 budget)	1,525.00
3230 · BUILDING PERMITS - Other	<u>6,771.85</u>

ANNUAL REPORT 2016

Total 3230 · BUILDING PERMITS	13,671.85
3290 · LICENSES,PERMITS AND FEES	
3290-1 · Vital Records	311.00
3290-11 · Dog Licenses	3,073.00
3290-13 · Franchise Fee	44,800.90
3290-14 · Miscellaneous	25.00
3290-2 · Marriage License	300.00
3290-3 · Titles	1,409.00
3290-4 · Decals	9,531.00
3290-5 · UCCS	270.00
3290-7 · Planning Board Fees	175.18
3290-8 · Zoning Board of Appeals	300.00
3290-9 · Bad Checks Fee	25.00
Total 3290 · LICENSES,PERMITS AND FEES	<u>60,220.08</u>
3321 · GRANTS (Money Received from Grants)	
3321-2 · Police Department Grants (Federal and State Monies recieved)	3,432.29
3321-3 · Emergency Mgmt Grant (Emergency Management Grant)	10,965.39
Total 3321 · GRANTS (Money Received from Grants)	<u>14,397.68</u>
3352 · ROOMS & MEALS	109,313.87
3353 · HIGHWAY BLOCK GRANT	57,323.57
3401 · INCOME FROM DEPARTMENTS	
3401-5 · Police Dept Income	45.81
3401-6 · License to Carry (Pistol Permits chg name 2014)	800.00
3401-7 · Accident Reports	635.00
3401 · INCOME FROM DEPARTMENTS - Other	800.00
Total 3401 · INCOME FROM DEPARTMENTS	<u>2,280.81</u>
3404 · SOLID WASTE	
3404-A · Stickers	6,842.00
Total 3404 · SOLID WASTE	<u>6,842.00</u>
3502 · INTEREST ON INVESTMENTS	186.88
3503 · RENTAL OF TOWN PROPERTY	100.00
3504 · FINES AND PENALTIES	
3504-1 · Animal Violation Tickets	1,965.00
3504-2 · State Registry	10.00

ANNUAL REPORT 2016

3504-3 · Restitution	33.15
Total 3504 · FINES AND PENALTIES	<u>2,008.15</u>
3506 · INSURANCE DIV & REIMBURSEMENTS	826.00
3508 · CONTRIBUTIONS/DONATIONS	150,000.00
3509 · REVENUE/ MISC SOURCES	
3509-1 · Checklists	350.00
3509-2 · Miscellaneous	440.01
3509-3 · Ordinances	50.00
3509-5 · Photocopies	176.25
3509 · REVENUE/ MISC SOURCES - Other	<u>5,033.32</u>
Total 3509 · REVENUE/ MISC SOURCES	<u>6,049.58</u>
Total Income	<u>7,998,643.08</u>
Gross Profit	7,998,643.08
Expense	
6016 WA · App 3/8/2016	
6016- · FT	60,740.00
6016PDC · 6016 PD Personal Cameras 29,152	28,932.86
6016RR · 6016 Road Reconstruction 200k	200,000.00
6016RMW · 6016 Rock. Meals on Wheels 696	696.00
6016RMF · 6016 Richie McFarland 2400	2,400.00
6016RCA · Rock. Comm Action 1500	<u>1,500.00</u>
Total 6016 WA · App 3/8/2016	294,268.86
4130 · EXECUTIVE	
4130-LA · Legal Advertisements	182.78
4130-OE · Other Expenses	1,490.77
4130-SE · Selectmen's Expenses	3,194.99
4130-SS · Selectmen's Salary	4,500.00
4130D&S · Dues & Subscriptions	2,055.00
4130SES · Secretarial Support	<u>3,051.40</u>
Total 4130 · EXECUTIVE	14,474.94
4140 · ELECTION/REGISTRATION/VITAL REC	
4140-EE · Election Expenses	10,198.13
4140DCS · Deputy Clerk Salary	1,758.00

ANNUAL REPORT 2016

4140TCE · Town Clerk's Expenses	3,729.67
4140TCM · Town Clerk's Meetings	529.00
4140TCO · PC & Office Equipment	519.82
4140TCS · Town Clerk's Salary	<u>12,456.50</u>
Total 4140 · ELECTION/REGISTRATION/VITAL REC	29,191.12
4150 (FINANCIAL ADMINISTRATION)	
4150-E · Assessing Expenses/ Postage	684.42
4150-OV · Overdraft (OVERDRAFT FEE FROM BANK)	39.00
4150ACS · Assessing Clerk's Salary	38,430.25
4150AS · Assessing Services	
4150GR · Utilites (for utilities expenses)	1,562.50
4150AS · Assessing Services - Other	<u>18,137.58</u>
Total 4150AS · Assessing Services	19,700.08
4150ASP · Assessing Supplies & Expenses	373.90
4150AUD · Auditing Services	12,049.48
4150D&S · Dues & Subscriptions	20.00
4150SS · Software Support	1,796.00
4150TCE · Tax Collector's Supplies & Exp.	4,069.14
4150TCM · Tax Collector's Meetings	538.20
4150TCS · Tax Collector's Salary	13,999.60
4150TM · Tax Map Update	1,000.00
4150TS · Treasurer's Salary	<u>1,200.00</u>
Total 4150 (FINANCIAL ADMINISTRATION)	93,900.07
4153 (LEGAL EXPENSES)	
4153- · Utilities	1,891.22
4153-C · Comcast	0.00
4153-DB · Bruce Nadeau Bankruptcy	0.00
4153-E · Executive	9,144.82
4153-P · Planning/Zoning	2,769.08
4153PK · PKuegel	4,489.50
4153T · Teng	<u>0.00</u>
Total 4153 (LEGAL EXPENSES)	18,294.62
4155 (PERSONNEL ADMINISTRATION)	
4155-HI · Health Insurance	122,656.20
4155-PS · Payroll Service	3,263.45

ANNUAL REPORT 2016

4155-PT · Payroll Tax	21,029.24
4155-RS · Retirement System	59,796.76
4155D · ST & LT Disability	2,032.63
Total 4155 (PERSONNEL ADMINISTRATION)	208,778.28
4191 (PLANNING & ZONING)	
4191-H · Hearings	1,150.65
4191-M · Misc	100.00
4191BSO · Books, Supplies, Other	75.00
4191CRC · Circuit Rider Contract	9,237.99
4191RPC · Rockingham Planning Comm Dues	2,050.00
Total 4191 (PLANNING & ZONING)	12,613.64
4194R · Reno 2015 (Voted in Nov 2015 600,000)	673,903.10
4194 (GENERAL GOV. BUILDINGS)	
4194-GM · General Maintenance	16.95
4194-T · Trailers	26,976.96
4194-W · Wage	10,043.50
4194A · All Gov't Buildings (ALL TOWN BUILDINGS)	19,203.78
4194THM · Town Hall Maintenance	37,372.41
Total 4194 (GENERAL GOV. BUILDINGS)	93,613.60
4195 · CEMETERY	
4195-EM · Equipment Maintenance	41.46
4195-F · Fuel	134.14
4195-S · Supplies	75.00
4195-W · Wages	9,098.00
Total 4195 · CEMETERY	9,348.60
4196 (INSURANCE)	
4196-UI · Unemployment Ins	500.00
4196-WC · Workmen's Comp Ins	14,117.32
4196PLI · Property/Liability Ins	19,417.00
Total 4196 (INSURANCE)	34,034.32
4199 (GENERAL GOV. OPERATIONS)	
4199- · UT	797.70
4199-M · Miscellaneous	164.16
4199-P · Postage	3,527.84

ANNUAL REPORT 2016

4199-S · Supplies	2,285.69
4199-U · Utilities	18,658.16
4199OCS · Office/Comp Equipment/Software	1,768.88
Total 4199 (GENERAL GOV. OPERATIONS)	27,202.43
4210 (POLICE)	
4210-AC · Animal Control	1,966.42
4210-CL · Cruiser Lease	14,446.59
4210-CM · Cruiser Maint.	4,154.22
4210-CO · Call Out/Overtime	20,430.03
4210-E · Equipment	10,078.57
4210-F · Fuel	6,037.54
4210-OE · Operations/Support	23,808.67
4210-P · Prosecutor	15,987.41
4210-S · Salaries	207,817.67
4210-SS · Staff Support	40,966.77
4210-T · Training	4,722.62
4210-U · Uniforms	3,163.28
4210SPT · Part- Time Wages (All Part Time Employees in PD)	26,734.15
Total 4210 (POLICE)	380,313.94
4220 (FIRE DEPARTMENT)	
4220ADS · Administrative Support	1,029.26
4220ARR · Amb.Equip.Replace & Repair	2,040.88
4220AS · Amb/Rescue supplies	2,938.58
4220AT · Ambulance Training	476.62
4220BR · Building Repair	3,393.00
4220E · Electricity	2,100.92
4220ERR · Equip-Repair & Replace	4,239.34
4220F · Fuel/Heat	3,176.02
4220FT · Fire Training	225.00
4220M · Miscellaneous	3,830.59
4220NE · New Equipment	7,739.66
4220P · Phones	2,627.65
4220P&R · Pager & Radio-Repair & Replace	1,028.00
4220PLT · Pump/Ladder Testing	1,753.65
4220S · Salaries	49,994.32
4220S&D · Subscriptions & Dues	2,221.90
4220SCB · SCBA Repair & Replace	1,088.00

ANNUAL REPORT 2016

4220TEU · Turnout Equip & Uniforms	3,254.43
4220VF · Vehicle Fuel	525.85
4220VR · Vehicle Repair	3,131.00
4220WHR · Water Hole Repair	2,330.00
Total 4220 (FIRE DEPARTMENT)	99,144.67
4240 (BUILDING INSPECTION)	
4240-BP · BP (Inspections of Burners)	1,200.00
4240-E · Electrical Permit Fees (For electrical inspections)	3,400.00
4240SBI · Building Permits	10,991.80
Total 4240 (BUILDING INSPECTION)	15,591.80
4290 (EMERGENCY MANAGEMENT)	
4290-O · Other Expense	500.00
4290-P · Phone	2,003.30
4290G · Emerg Mgmt Grant Exp	10,337.07
Total 4290 (EMERGENCY MANAGEMENT)	12,840.37
4312 (HIGHWAYS & STREETS)	
4312-HS · Highway Shed(Mat,Supplies,etc)	575.00
4312-LR · Loader Rental	10,000.00
4312-M · Misc (Storm Cleanup etc)	540.00
4312-P · Patching	31,967.90
4312-PS · Plowing/Sanding	61,563.00
4312-RM · Roadside Mowing	5,525.00
4312-RR · Road Resurface(shimming-grinding)	7,568.00
4312-RS · Road Signs-Repair & Replace	1,060.83
4312-SD · Special Details/ Flaggers (Special Details/ Flaggers)	800.00
4312-SS · Sand and Salt	6,780.00
4312-U · Electricity	1,635.84
4312-W · Wages	14,489.68
4312BTR · Brush & Tree Removal	465.00
4312CRR · Culvert Repair/Replacement	9,100.00
4312DSW · Ditching & Shoulder Work	9,618.00
Total 4312 (HIGHWAYS & STREETS)	161,688.25
4316 · STREET LIGHTING	1,489.78
4321 · ADMINISTRATION	1,753.40
4323 (SOLID WASTE COLLECTION)	

ANNUAL REPORT 2016

4323-RC · Recycling	33,600.00
4323SWC · Solid Waste Collection	<u>58,899.96</u>
Total 4323 (SOLID WASTE COLLECTION)	92,499.96
4324 · SOLID WASTE DISPOSAL	
4324RCD · Recycling Disposal	5,585.31
4324SWD · 4324 Solid Waste Disposal	<u>37,764.02</u>
Total 4324 · SOLID WASTE DISPOSAL	43,349.33
4411 · ADMINISTRATION-HEALTH	150.00
4414 · PEST CONTROL	25,129.00
4442 · WELFARE, DIRECT ASSISTANCE	504.90
4520 (PARKS & RECREATION)	
4520-SE · Special Events	5,203.97
4520-SF · Sawyer Field	<u>32,376.01</u>
Total 4520 (PARKS & RECREATION)	37,579.98
4550 (LIBRARY)	
4550-OE · Operating Expenses	40,461.23
4550-P · Payroll	<u>67,720.93</u>
Total 4550 (LIBRARY)	108,182.16
4611 · CONSERVATION	296.00
4711 (Principal-payment & retirement of long term bonds & notes)	40,000.00
4721 · interest pd on long term loan	21,862.50
4810 · Prop tax refunds, abatements	
4810-1 · Interest on abatements	69.89
4810 · Prop tax refunds, abatements - Other	<u>28,535.55</u>
Total 4810 · Prop tax refunds, abatements	28,605.44
4812 · REFUND (refund of overpayment/permits)	102.50
4931 · Payments to Rock. County	314,609.00
4933 · Payments to School Dist	
4933-E · Exeter Region Coop	3,404,371.00
4933-K · Kensington School District	<u>1,961,011.00</u>
Total 4933 · Payments to School Dist	5,365,382.00
66900 · Reconciliation Discrepancies	483.72
9999 · Payroll Clearing Account	<u>66.36</u>
Total Expense	8,261,248.64

ANNUAL REPORT 2016

Vendors

2-Way Communications Service, Inc	1,278.00
243 Newton LLC	7,200.00
A.G. Welding & Fabrication	1,280.00
Adamsen Industries Corp.	5,634.56
ADT Security Services Inc.	3,175.40
Al's Automotive Service Center	7,909.76
Ally Financial Inc.	14,446.59
Anderson Painting	7,460.00
Anita Yarossi	154.78
Anne Varney	175.00
ArcSource Inc	139.20
Arjay Ace Hardware	276.69
Arthur F. Wiggin, Jr.	637.50
Arthur Wiggin- Reimbursement	6,721.80
Atlantic Trucking	1,860.00
Atlantic Trucking Materials Division	812.50
Atlas PyroVision Productions, Inc.	1,000.00
Avitar Associates OF N E Inc	24,466.06
B & S Disposal	164,805.46
Batchelder's Hidden Brook Farm	770.00
Beal's Associates PLLC	100.00
Belisle & Son Timber Log & Hardwood	4,080.00
Ben's Uniforms	1,075.00
Benson Lumber & Hardware Inc.	19,884.59
Bergeron Protective Clothing	3,430.12
Blood, Linda	174.00
Blue Ribbon Dry Cleaners Inc	732.40
Bob's Septic Service, LLC	780.00
Body Armor Outlet, LLC	569.96
Boswell, Della	132.31
Bound Tree Medical	228.87
Bourassa Construction, LLC	101,983.00
Brandon Copsync, LLC	480.00
Brown & LaPointe, PA	2,165.00
Buxton, David W	10,556.59
Bytefixx	1,465.00
C P Building Supply Inc	3,100.88
Caliber Home Loans	60.80
Cameron Office Products	720.48
Carlene Wiggin, Reimbursement	944.75
Carol Beers-Witherell-reimbursement	196.88
Celtic Electric LLC	13,120.32
Charles Leblanc-Reimbursement	9.97
Cipollo and Sons	1,400.00
CitiFinancial Inc	48.47
Citizens Bank-Credit Card	6,953.66
Citizens Bank-Credit Card PD	10,671.75
Clarissa Parsons	94.25

COMCAST	7,979.65
Computer Critical Care, LLC	1,445.00
Consolidated Plastics Company, INC	132.95
CoreLogic, LLC	10.31
County Communications	1,702.80
Creative Touch Designs, Inc.	285.92
CRIMESTAR	300.00
Crystal Rock LLC	504.66
CSB Construction Services	23,650.00
Dana Donovan	102.22
Dave's Septic Service, Inc	911.34
David C Heasley	1,000.00
Dawn M Frost- reimbursement	517.17
Deluxe for Business	448.39
Dibella Law Offices	143.00
Donahue, Tucker & Ciandella PLLC	15,431.92
Donald Frost-reimbursement	600.00
Donna and Eugene Pikul Revocable Trust	43.25
Donna Carter	360.67
Donna Carter-Reimbursement	232.93
Donna Woodbury	183.06
Door Control, INC.	896.12
Down To Earth Landscapes	34,576.01
EarthLink Inc	283.40
Eduardo Moura	10.68
Elaine Kacamarek	137.75
Election Source	137.63
Emergency Medical Products, Inc	635.47
Emergency Services marketing Corp. Inc.	600.00
EN Dixon Co. Inc.	2,940.00
Eno's Design Center	10,183.91
Epic Interiors of New England LLC	1,068.80
Evelyn Blaney	87.00
Exeter Region Cooperative School District	3,404,371.00
Fail Safe Testing	1,753.65
FairPoint Communications	2,229.42
Ferguson Enterprises, INC.	9,064.00
Fire Tech & Safety Of N E	314.99
Fisher Auto Parts	292.56
Foss Motors	543.27
Francis Massa	20,530.00
Francis Massa- reimbursement	72.92

ANNUAL REPORT 2016

Granite State Critical Incident SMT	200.00
Granite State Race Services	1,080.00
Granite State Security, Surveillance, LLC	31,286.60
GreenBee Technologies, LLC	6,080.86
Harold Bragg	300.00
Hartmann Oil & Propane, Co.	2,483.60
Hayden Hillsgrove Stone Masonry, Inc	1,826.00
Hazmat Safety Eqpt. Sales	487.50
Heg, Inc.	189.90
Higgins Office Products	269.64
IACP	195.00
Industrial Protection Services, LLC	7,720.05
Infinite Imaging	249.00
Integrated Paper Recyclers, LLC	3,437.07
Interware Development Company, Inc.	607.00
Intoximeters	62.85
J. Eric Anderson Painting	10,500.00
Jamco Excavators, LLC	96,450.00
James Janke	33,985.00
James Janke-Reimbursement	13,269.27
James L.Jossick and Maria K.Simms	37.41
James R Rosencrantz	91.50
Jean Waldron	130.50
Jennifer L Croteau	17.71
Jerome Artigliere	2,227.89
Jessie Fowler	19,900.00
Jim Janke-reimbursement	1,918.66
Joan Webber-Reimbursement	390.24
Jodi Lefebvre-Reimbursement	675.92
Joel Clough & Son	28,469.00
Joni Casey	325.00
Jordan Signature Heating	458.00
Joseph Willis	275.00
Joshua Wrobleski	1,963.14
Joshua Wrobleski-Reimbursement	690.00
JP Smith Inc.	23,299.15
JP Smith Inc.-Reimbursement	255.00
Juli Noyes- Mileage	214.92
Kamco Supply Corp.	55,622.00
Katelyn Ahearn	664.14
Kensington Leadership Center Trust	20.00

Kensington Public Library	40,403.23
Kensington School District	1,961,011.00
Key Heating & Air Conditioning, Inc.	49,917.00
Lakes Region Fire Apparatus Inc	2,537.08
Land & Boundary Consultants, Inc.	10.00
Landscapers Depot	1,725.60
Leaf	1,105.00
Leslie DelSesto- Reimbursement	485.27
LGC Health Trust, LLC	124,688.83
LHS Associates, INC.	3,891.20
Lisowski Electric	835.00
Lois K Warren	10.56
Lowe's	18,622.30
Lowe's Business Account	22,421.65
MacKensen & Company	89.16
Mark Lufkin Constructon LLC	21,924.00
Mary Jane Solomon	362.49
Mary K and Lee M Taylor	117.80
Matrix Paving and Excavating	54,998.73
McCann, Holly- Reimbursement	165.36
Merrill, Peter-Reimbursement	2,360.74
Midway Oil	6,117.68
Minuteman Press	1,065.61
Motortown Auto Parts	113.60
Municipal Pest Management Services Inc	25,129.00
New England Barricade Co	120.83
New England Gutter Kings	3,675.00
New England Lock and Safe	220.00
New England State Police Info Network	100.00
NFA Diving	700.00
NH Assoc. Of Chiefs of Police Inc	150.00
NH Assoc. Of Assessing Officials	20.00
NH Assoc. Of Conservation Commissions	296.00
NH Assoc. Of Fire Chiefs Inc.	0.00
NH City & Town Clerk Assoc.	40.00
NH Retirement System	59,796.76
NH State Firemen's Association	440.00
NH Tax Collectors Association	70.00
NHC & TCA/ Seacoast Region	50.00
NHCOPSA	100.00
NHMA	2,055.00
NHTCA	50.00
Nicholas Africano	500.00
Noelle Haller	225.00

ANNUAL REPORT 2016

Norman DeBoisbriand- reimbursement	17,030.81
Norman Giroux-Reimbursement	2,399.88
Norman R. Giroux	47,745.55
North Conway Grand Hotel	386.00
North of Boston Media Group	342.50
Northeast Electrical Distributors	3,504.86
Northern NE Telephone Operations LLC	8,760.00
Osborne Concrete, LLC	21,665.00
Otis Elevator Company	65,980.00
Pam Schwotzer	130.50
Party Vision, LLC	1,058.85
People's United Bank	61,862.50
Pereira Building and Remodeling	1,021.96
Phenix Title Services	33.03
Phillips Floor Company	8,275.00
Physio-Control Inc	109.80
Pike Industries Inc	747.90
Pinnacle Public Finance	60,740.00
Pitney Bowes	4,780.38
Portland Glass Inc.	14,537.61
Precision Window Tinting	970.00
Prime Warehouse, LLC	880.00
PRIMEX	34,034.32
PRIMEX-classes	250.00
Property Protection Monitoring	116.00
Raccoon Express	30.00
Red Jacket Mountain View	389.00
Registrar Of Deeds	52.91
Registry Of Deeds	266.34
Rhoda I Feldman Rev. Trust of 2010	180.35
Richard D Murphy, Jr.	450.00
Richie McFarland Children's Center	2,400.00
Robert E Gustafson	50.00
Robert Gustafson-Reimbursement	1,900.52
Robert Wadleigh-reimbursement	71.00
Rockingham Community Action Program, Inc	1,500.00
Rockingham County Registry of Deeds	83.94
Rockingham County Treasurer	314,609.00
Rockingham Nutrition & Meals On Wheels	696.00
Rockingham Planning Commission	11,287.99
Rockingham Planning Commission-Books	75.00
Royal Green Tree Service, INC.	5,500.00
RPF Associates, Inc.	1,370.00
Russell Perry	268.24
Salmon Falls Architecture, INC.	928.00
Sam's Club	28.88
Sam's Club-PD	865.83
Sam's Club-REC	694.81

Sandra DeMaree	174.00
Scott Cain-Reimbursement	600.00
Scott H MacDougall-reimbursements	26.62
Scott Sanders-Reimbursement	450.00
Seabrook Car Wash	56.00
Seacoast Business Machines	892.49
Seacoast Chief Fire Officers Assoc.	160.00
Seacoast Chief Fire Officers Mutual Aid	1,071.90
Seacoast Media Group	1,208.93
Seaside Landscaping	900.00
Service Link LLC	1,223.45
Sewall Enterprises	5,525.00
Shelley Wadleigh	2.50
SigNet Computer Services	272.50
Solarcity Corporation	100.00
Southeast Regional Refuse Distruct	1,753.40
Staples-Commercial Account-PD	766.85
Staples-Commercial Account-Town	1,428.24
State Of New Hampshire	32.00
State of New Hampshire-Criminal Records	25.00
Steven Rudis	12.88
Sullivan Tire	892.48
Sumbelt Rentals, Inc.	14,970.77
Susan J Herney	364.30
Taser International	500.66
Techprint Inc	1,142.00
The Farm at Eastman's Corner	1,096.11
Thomas D. & Lisa M. Curl	225.24
Tim DeBoisbriand-Reimbursement	49.87
Timothy DeBoisbriand	2,200.00
Timothy Riel Consulting	3,150.00
TMDE Calibration Labs, Inc.	215.00
Toby Hale-reimbursement	268.29
Tony Schmoock- TS Welding & Fabrication	8,300.00
TOP COPY	237.00
Treasurer State Of New Hampshire-Fire Insp	50.00
Treasurer State of NH- Criminal Records	50.00
Treasurer State of NH- PD	48.00
Treasurer, State of New Hampshire-Fuel	64.67
Treasurer, State of NH- Dog Yearly	862.50
Treasurer, State Of NH -Vital Rec	428.00
Tri-State Striping, Inc.	650.00
Tri State Fire Protection LLC	544.07
TriTech Software Systems	3,037.50
Unitil	16,043.81
Unitil DBA Northern Utilites	4,328.00
Unitil Energy Systems Inc	11,177.00
Upton & Hatfield, LLP	697.70
Vachon, Clukay & Co, PC	12,049.48

ANNUAL REPORT 2016

Verizon Wireless	4,405.86
Virtual Town Hall Holdings, LLC	2,250.00
Waste Management of Turnkey Landfill	36,562.02
Waste Management Recycle America	121.96
Watch Guard Video	21,409.00
WB Mason	36,459.68
Wells Fargo Estate Tax Service	14.08
Weston Communications	12,510.00
WEX Fleet Universal	5,972.87
William R Seitz and Anna F Seitz	50.00
Williams Scotsman Inc.	18,996.96
Wilson Door, Inc.	13,185.00
WM Recycle America	2,026.28
York County Chief's Association	<u>725.00</u>

ANNUAL REPORT 2016

Salaries

			<u>REG/OT PAY</u>	<u>PAID BY VENDORS</u>
<u>TREASURER</u>		<u>POLICE DEPARTMENT*</u>		
Michael A. Schwotzer	\$ 1,000.00	Boynnton, Thomas L Jr.	\$ 9,961.90	
Sara Belisle, Deputy	\$ 200.00	Cain, Scott	\$ 63,978.58	\$ 3,295.00
		Capozzi-Gorski, Toni	\$ 40,817.95	
		Cody, Edward T	\$ 625.00	\$ 4,849.00
		Frost, Donald	\$ 45,510.21	\$ 10,480.00
<u>ROAD MANAGER</u>		George, Dustin	\$ 300.00	
Buxton, David W	\$ 14,589.68	Gorski, Dennis	\$ 13,273.00	\$ 620.00
<u>HEALTH OFFICER</u>		Hart, William	\$ 15,900.04	
Karl Singer	\$ 150.00	Hersey, David	\$ 540.00	\$ 240.00
<u>OFFICE STAFF*</u>		Sanders, Scott D	\$ 68,006.32	\$ 4,492.50
Michelle Aiken	\$ 2,965.00	Sielicki, Michael J	\$ 1,200.00	
Kathleen T Felch	\$ 38,287.77	Wroblewski, Joshua	\$ 46,605.71	\$ 4,415.00
Samantha Felch	\$ 143.40	Young, Eric	\$ 237.50	\$ 160.00
		<u>ANIMAL CONTROL OFFICER</u>		
<u>FIRE DEPARTMENT</u>		Noyes, Juli	\$ 1,376.50	
Ahearn, Katelyn J	\$ 719.16	<u>SELECTMEN</u>		
Andrews, John	\$ 4,923.04	DeBoisbriand, Norman	\$ 1,500.00	
Andrews, Matthew	\$ 5,305.00	Merrill, Peter	\$ 1,500.00	
Bannister, Paul	\$ 2,206.88	Wadleigh, Robert	\$ 1,500.00	
Barrette, Daniel	\$ 4,731.20	<u>TOWN CLERK'S OFFICE</u>		
Farley, James	\$ 3,183.00	Frost, Dawn Town Clerk	\$ 12,456.50	
Freddette, Christopher	\$ 2,179.56	Beers-Witherell, Carol Deputy	\$ 1,677.00	
Greene, Jason	\$ 679.04	<u>TAX COLLECTOR'S OFFICE</u>		
Heal, Gordon	\$ 721.48	Wiggin, Carlene, Tax Collector	\$ 13,999.60	
Holt, Diane	\$ 297.08			
Lebel, John R	\$ 1,782.48			
LeBlanc, Charles	\$ 9,466.22			
MacDougall, Scott	\$ 5,432.32			
McCann, Holly	\$ 1,173.50			
McCarthy, Scott	\$ 1,442.96			
McGee, Scott	\$ 1,782.48			
Simmons Jr., James	\$ 976.12			

*No Insurance payments made by employees were deducted, all figures are gross.

<u>EMERGENCY MANAGEMENT</u>	
Gustafson, Robert	\$ 7,200.00
Pride, Mark	\$ 237.50
Wallaga, Therese M	\$ 112.50

ANNUAL REPORT 2016

SCHOOL PAYMENTS

Kensington School District	\$1,961,011.00
Exeter Region Cooperative School District	\$3,404,371.00

KENSINGTON LIBRARY STAFF

Donovan, Dana	\$	8,029.55
Donovan, Molly	\$	2,875.08
Gilbert, Susan	\$	37,943.66
Hunt-Brackett, Jane	\$	3,367.11
Powers, Christine	\$	11,540.00

CAMP COUNCELORS

Bannister, Catherine	\$	1,941.75
Belisle, Allison	\$	690.00
Calias, Jonathan C	\$	952.00
Casey, Jacob	\$	440.00
Chisholm, Luke J	\$	1,232.00
Chisholm, Max A	\$	1,232.00
Greenwood, Caroline	\$	1,604.00
Greenwood, Emily	\$	7,241.63
Kenneway, Christine	\$	962.00
Lefebvre, Smythe G	\$	856.00
Neunaber, Carl W	\$	208.00
Orifici, Liam A	\$	916.00
Plourde, Kelsey	\$	1,187.50
Quimby, Emma	\$	1,334.25
Spinosa, Salvatore	\$	1,394.13

CONCESSION

Flammini, Brenda	\$	1,105.00
Flammini, Jenna	\$	160.00
Grabowski, Jocelynn	\$	426.00
Steeves, Terrie Lee	\$	46.48

STAND STAFF

MAINTAINANCE

Wiggin, Arthur	\$	14,237.50
----------------	----	-----------

Special Revenue Funds

Ambulance

Income	
3422-C · COMSTAR INCOME	<u>22,774.69</u>
Total Income	<u>22,774.69</u>
Expense	
4220 · PAYMENTS TO COMSTAR	
4220-R · REFUNDS	520.20
4220 · PAYMENTS TO COMSTAR - Other	<u>1,197.08</u>
Total 4220 · PAYMENTS TO COMSTAR	<u>1,717.28</u>
4221 · Payments	<u>1,756.29</u>
Total Expense	<u>3,473.57</u>
Net Income	<u><u>19,301.12</u></u>

Special Detail

Income	
3421 · 3421 Deposits from SD	<u>50,805.38</u>
Total Income	<u>50,805.38</u>
Expense	
4216 · 4216 Special Detail Expenses	
4216-P	
4216-NH · 4216-NHRS	2,212.66
4216-P · 4216-PSS	221.62
4216-PM · 4216-PMED	317.31
4216-P - Other	<u>28,238.27</u>
Total 4216-P	<u>30,989.86</u>
4216 · 4216 Special Detail Expenses - Other	<u>4,725.09</u>
Total 4216 · 4216 Special Detail Expenses	<u>35,714.95</u>
Total Expense	<u>35,714.95</u>
Net Income	<u><u>15,090.43</u></u>

ANNUAL REPORT 2016

Recreation Revolver Accounts

RECREATION REVOLVER Profit & Loss January through December 2016

	Jan - Dec 16	Jan - Dec 16
Income		
3503		
3503-1 · Field Rentals	3,276.00	
3503-2 · User Fees	590.00	
3503-4 · Concession Stand	6,002.46	
3503-4c · Field C Concession Stand	449.85	
3503-5 · Light usage fees for fields	3,625.00	
Total 3503	13,943.31	
3508		
3508-2 · Donations		
3508-2F · Field Donations	8,000.00	
3508-2R · Rec Donations	2,665.00	
3508-2W · 3508-2W-Fireworks	2,500.00	
3508-2 · Donations - Other	200.00	
Total 3508-2 · Donations	13,365.00	
3508-3 · Events	1,220.00	
Total 3508	14,585.00	
3509		
3509-1 · Programs		
35091SC · Summer Camp	32,165.00	
35091SK · Ski Trip	3,375.00	
Total 3509-1 · Programs	35,540.00	
3509-SB · Co-ed Softball	1,670.00	
Total 3509	37,210.00	
Total Income	65,738.31	
Expense		
4521		
4521-E · Electricity	7,888.96	
4521-P · Phone	479.65	
Total 4521	8,368.61	
4522		
4522- · WATER Start Up Yearly	549.00	
4522-G · General Maintenance	3,066.94	
4522-T · Turf Care		
4522-T1 · Field Supplies	120.00	
4522-T · Turf Care - Other	7,679.00	
Total 4522-T · Turf Care	7,799.00	
Total 4522	11,414.94	
4524		
4524-ER · Recreation Equipment	218.00	
Total 4524	218.00	
4525		
4525-H · Health	225.00	
Total 4525	225.00	
4526		
4526- J · Janitorial Payroll	3,613.98	
4526-C · Concession Stand	2,448.40	
4526-CG · Cost of Goods		
4526CG2 · Supplies	347.90	
4526-CG · Cost of Goods - Other	2,440.95	
Total 4526-CG · Cost of Goods	2,788.85	
4526-CP · Propane/ Concession St...	62.54	
4526-CS · Salaries/Concession Sta...	3,106.50	
Total 4526	12,020.27	
4589		
4589-EV · Events	3,053.62	
4589-EX · Summer Camp Expense	2,858.69	
4589-fw · Fireworks Expense	3,000.00	
4589-SB · Adult Softball Expense	1,000.88	
4589SCB · Summer Camp Buses	1,800.00	
4589SCP · Summer Camp Payroll	21,935.76	
4589SCR · Summer Camp Refunds	50.00	
4589SCS · Summer Camp Supplies	2,331.94	
4589SKI · Ski Trip	3,375.00	
Total 4589	39,405.89	
4155 · PAYROLL TAXES		
4155-m · Medicare	47.18	
4155-MJ · Janitorial Med	50.20	
4155-sc · summer camp ss	1,360.18	
4155-sj · Janitorial SS	214.76	
4155-sm · summer camp med	317.81	
4155-ss · Social Security	201.86	
Total 4155 · PAYROLL TAXES	2,191.99	
Total Expense	73,844.70	
Net Income	-8,106.39	

ANNUAL REPORT 2016

Concession Stand

	<u>Jan - Dec 16</u>
Income	
3503	
3503-4 · Concession Stand	6,002.46
3503-4c · Field C Conces...	449.85
Total 3503	<u>6,452.31</u>
Total Income	6,452.31
Expense	
4526	
4526-C · Concession Stand	2,448.40
4526-CG · Cost of Goods	
4526CG2 · Supplies	347.90
4526-CG · Cost of Good...	2,440.95
Total 4526-CG · Cost of G...	<u>2,788.85</u>
4526-CP · Propane/ Conc...	62.54
4526-CS · Salaries/Conce...	3,106.50
Total 4526	<u>8,406.29</u>
4155 · PAYROLL TAXES	
4155-m · Medicare	47.18
4155-ss · Social Security	201.86
Total 4155 · PAYROLL TAX...	<u>249.04</u>
Total Expense	<u>8,655.33</u>
Net Income	<u><u>-2,203.02</u></u>

Summer Camp

	<u>Jan - Dec 16</u>
Income	
3509	
3509-1 · Programs	
35091SC · Summer Camp	32,165.00
Total 3509-1 · Programs	<u>32,165.00</u>
Total 3509	<u>32,165.00</u>
Total Income	32,165.00
Expense	
4589	
4589-EX · Summer Camp Expe...	2,858.69
4589SCB · Summer Camp Bus...	1,800.00
4589SCP · Summer Camp Payr...	21,935.76
4589SCR · Summer Camp Ref...	50.00
4589SCS · Summer Camp Sup...	2,331.94
Total 4589	<u>28,976.39</u>
4155 · PAYROLL TAXES	
4155-sc · summer camp ss	1,360.18
4155-sm · summer camp med	317.81
Total 4155 · PAYROLL TAXES	<u>1,677.99</u>
Total Expense	<u>30,654.38</u>
Net Income	<u><u>1,510.62</u></u>

Adult Softball

	<u>Jan - Dec 16</u>
Income	
3509	
3509-SB · Co-ed Softball	1,670.00
Total 3509	<u>1,670.00</u>
Total Income	1,670.00
Expense	
4589	
4589-SB · Adult Softball Expe...	1,000.88
Total 4589	<u>1,000.88</u>
Total Expense	<u>1,000.88</u>
Net Income	<u><u>669.12</u></u>

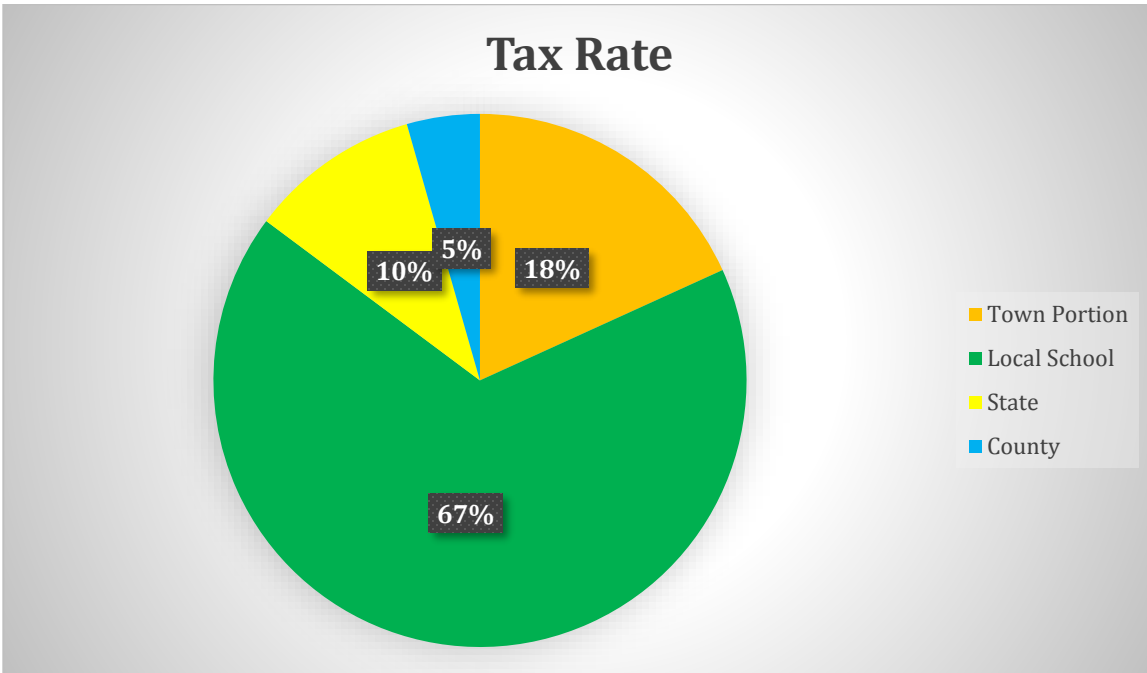
ANNUAL REPORT 2016

Income	
3503	
3503-1 · Field Rentals	77,500.50
3503-2 · User Fees	7,327.50
3503-3 · Other	14,945.75
3503-4 · Concession Stand	100,987.64
3503-4c · Field C Concession Stand	6,719.55
3503-5 · Light usage fees for fields	14,650.00
Total 3503	222,130.94
3508	
3508-1 · Signage	129.00
3508-2 · Donations	
3508-2F · Field Donations	48,051.00
3508-2R · Rec Donations	9,320.00
3508-2W · 3508-2W-Fireworks	12,464.00
3508-2 · Donations - Other	10,585.00
Total 3508-2 · Donations	80,420.00
3508-3 · Events	15,192.26
Total 3508	95,741.26
3509	
3509-1 · Programs	
35091AP · Athletic Programs	1,622.07
35091SC · Summer Camp	128,669.50
35091SK · Ski Trip	32,855.00
Total 3509-1 · Programs	163,146.57
3509-SB · Co-ed Softball	47,721.50
Total 3509	210,868.07
3509-E · Events for park	612.00
3901 · Interest	26.11
Total Income	529,378.38
Expense	
4521	
4521-E · Electricity	47,137.57
4521-P · Phone	2,854.92
Total 4521	49,992.49
4522	
4522- · WATER Start Up Yearly	549.00
4522-G · General Maintenance	29,808.69
4522-I · Irrigation	4,560.85
4522-M · Mowing/ Trimming	11,610.00
4522-T · Turf Care	
4522-T1 · Field Supplies	2,160.75
4522-T · Turf Care - Other	52,699.75
Total 4522-T · Turf Care	54,860.50
Total 4522	101,389.04
4523	3,106.75
4524	
4524-EF · Field Equipment	1,231.58
4524-ER · Recreation Equipment	556.00
Total 4524	1,787.58
4525	
4525-H · Health	1,575.00
4525-W · Water	405.00
Total 4525	1,980.00
4526	

Cumulative Total of All Account 2010-2016

4526- J · Janitorial Payroll	23,469.18
4526-C · Concession Stand	30,551.99
4526-CG · Cost of Goods	
4526CG1 · Vendors	590.00
4526CG2 · Supplies	13,111.86
4526-CG · Cost of Goods - Other	7,387.87
Total 4526-CG · Cost of Goods	21,089.73
4526-CP · Propane/ Concession St...	4,690.85
4526-CS · Salaries/Concession Sta...	37,893.90
Total 4526	117,695.65
4589	
4589-AP · Athletic Programs	322.95
4589-EV · Events	22,756.62
4589-EX · Summer Camp Expense	7,427.32
4589-fw · Fireworks Expense	18,244.61
4589-SB · Adult Softball Expense	36,090.35
4589SCB · Summer Camp Buses	13,559.25
4589SCP · Summer Camp Payroll	79,874.93
4589SCR · Summer Camp Refunds	1,488.00
4589SCS · Summer Camp Supplies	7,221.43
4589SKI · Ski Trip	32,855.00
Total 4589	219,840.46
4155 · PAYROLL TAXES	
4155-m · Medicare	499.89
4155-MJ · Janitorial Med	279.65
4155-sc · summer camp ss	4,260.91
4155-sj · Janitorial SS	1,196.01
4155-sm · summer camp med	996.20
4155-ss · Social Security	2,137.30
Total 4155 · PAYROLL TAXES	9,369.96
4810 · refund account	970.00
Total Expense	506,131.93
Net Income	23,246.45

Tax Rate 2016



Town of Kensington 2016 Tax Rate

TOWN	4.28
County	1.04
Local School	15.75
State	2.44
Total Tax Rate	23.51
2015 TAX RATE	23.11
2014 TAX RATE	23.86
2013 TAX RATE	24.55
2012 TAX RATE	20.08
2011 TAX RATE	18.87

ANNUAL REPORT 2016

Tax Collector's Report

TAX COLLECTOR'S REPORT
 CARLENE WIGGIN
 Summary of Tax Accounts
 Fiscal Year Ended December 31, 2016

	DR.	Levies of
	<u>2016</u>	<u>2015</u>
Uncollected Taxes – Beg. Fiscal Year		
Property Taxes		221,565.04
Taxes Committed This Year		
Property Taxes	7,064,310.00	
Timber Tax	686.65	
Overpayments		
Credits Refunded	3,065.95	
Interest Collected on Delinquent Taxes		
All taxes	3,944.80	8,666.77
TOTAL DEBITS	\$7,072,007.40	\$230,231.81
	CR.	
	<u>2016</u>	<u>2015</u>
Remitted to Treasurer		
Property Taxes	6,788,203.41	165,942.98
Interest	3,944.80	7,924.94
Penalties		741.83
Converted to Liens (Principal only)		55,160.06
Abatements Granted		
Property Taxes	28,902.00	462.00
Current Levy Deeded	29.00	
Uncollected Taxes End of Year		
Property Taxes	250,241.54	
Timber Taxes	686.65	
TOTAL CREDITS	\$7,072,007.40	\$230,231.81

ANNUAL REPORT 2016

Summary of Tax Lien Accounts
Fiscal Year Ended December 31, 2016

	DR.		
	<u>2015</u>	Levies of <u>2014</u>	<u>2013+</u>
Unredeemed Liens Beginning of The Fiscal Year		21,927.03	19,173.11
Liens Executed	59,070.92		
Interest/Costs Collected	1,952.25	251.82	4,626.44
TOTAL DEBITS	\$61,023.17	\$22,178.85	\$23,799.55
	CR.		
Remittance to Treasurer			
Redemptions	29,096.51	2,335.57	14,453.42
Interest/Costs	1,952.25	251.82	4,626.44
Liens Deeded to Municipality	118.81	101.40	102.82
Unredeemed Liens End of Year	29,855.60	19,490.06	4,616.87
TOTAL CREDITS	\$61,023.17	\$22,178.85	\$23,799.55

ANNUAL REPORT 2016

Town Clerk's Report

2016

Dawn Frost, Town Clerk

3,242 Automobile Registrations	\$ 500,788.58
Decals	9,531.00
Titles	1,409.00
510 Dog Licenses	3,073.00
Animal Violations, Fines & Penalties	1,965.00
Marriage Licenses & Copies of Vital Records	611.00
UCC Filings	270.00
Bad Check Fees	25.00
Voter Checklists	350.00
Petty Cash	200.00
Motor Vehicle Overpayment	0.00
Wet Land Permits	0.00
Pole Licenses	0.00
<u>Total Receipts</u>	<u>\$518,222.58</u>
<u>Total to Treasurer</u>	<u>\$518,222.58</u>

Respectfully submitted,
Dawn Frost, Town Clerk

Dog Licensing

Each owner of a dog four months old or over must license the dog with the Town Clerk before May 1st of each year. By law, dogs age 4-7 months old must receive a Rabies Vaccination. The certificate of vaccination is to be presented to the Town Clerk at the time of licensing.

Male	\$9.00	Female	\$9.00
Neutered Male	\$6.50	Spayed Female	\$6.50

Senior Citizen's Discount: (Residents 65 and older) \$2.00 for first dog only

Penalties:

- \$25.00 Fine after June 1
- \$7.00 fine for handling per RSA
- \$1.00 fine each month dog is unregistered

ANNUAL REPORT 2016

Vital Statistics for 2016

Births

CHILD'S NAME	BIRTH DATE	BIRTH PLACE	FATHERS NAME	MOTHERS NAME
Suazo, Zahra Elizabeth	02/17/2016	Portsmouth, NH	Suazo, Jose	McPartland, Kaleigh
Packard, Liam Jamison	03/29/2016	Exeter, NH	Packard, Jacob	Davis, Danielle
Maurer, Hailey Catherine	10/26/2016	Portsmouth, NH	Maurer, Kevin	Maurer, Sarah

Deaths

DECEDENT'S NAME	DATE OF DEATH	DEATH PLACE	FATHER/PARENTS NAME	MOTHER/PARENTS NAME	MILITARY
Vaughan, Annabelle	03/30/2016	Kensington	Henrickson, Harry	Shaw, Daisy	N
Klemarczyk, Alan	04/06/2016	Kensington	Klemarczyk, Edward	Hallett, Edna	N
Furbush, Ralph Jr.	04/29/2016	Exeter	Furbush, Ralph	Blaisdell, Abbie	Y
McClure, James Jr.	05/27/2016	Kensington	McClure Sr., James	Pullen, Clarissa	N
Sarle, Richard	06/28/2016	Kensington	Sarle, Percy	Macintosh, Edith	Y
Sutphen Hale, Alletta	07/04/2016	Kensington	Sutphen, Judd	Drake, Pamela	N
George Sr., Raymond	08/07/2016	Dover	George, Arthur	Douglas, Margaret	Y
Beane, Wayne	09/05/2016	Exeter	Bean, Carl	Babine, Christine	Y

Marriages

<u>PERSON A</u> <u>NAME/RESIDENCE</u>	<u>PERSON B</u> <u>NAME/RESIDENCE</u>	<u>TOWN OF</u> <u>ISSUE</u>	<u>PLACE OF</u> <u>MARRIAGE</u>	<u>DATE OF</u> <u>MARRIAGE</u>
Dunfey, Julie R Kensington, NH	Spoerl, Robert E Kensington, NH	Exeter	Exeter	05/07/2016
Lariviere, Todd M. Haverhill, MA	Bronk, Shelley C Haverhill, MA	Kensington	Kensington	6/11/2016
Hirt, James W Kensington, NH	Holt, Diane E Kensington, NH	Kensington	Sandown	09/02/2016
Hawkins, Ashley K Kensington, NH	Deschambeault, Michael J Kensington, NH	Stratham	Lee	09/03/2016
MacDonand, Joshua J Exeter, NH	Durell, Chelsea J Kensington, NH	Exeter	Northwood	10/09/2016
Robertson, Brian M Manchester, NH	Aimirault-Doherty, April Seabrook, NH	Kensington	Kensington	10/22/2016
Curtis, Timothy E Kensington, NH	Worrall, Krista S Brentwood, NH	Brentwood	Windham	12/30/2016

Police Department Report



Kensington Police Department



Scott D. Sanders

95 Amesbury Road

Chief of Police

TEL: (603) 772-2929

Kensington, NH 03833

FAX: (603) 778-4949

2016 was another busy year for the Kensington Police Department. We recorded over a thousand more calls for service in 2016 than we had in 2015, which had stood as our busiest year to date. We arrested 168 people, responded to 62 accidents (one of which tragically resulted in 3 fatalities), and assisted neighboring law enforcement agencies over 300 times. We experienced increases in activity in these areas, among others, while still navigating the increase of drug-related problems, specifically with heroin and other opioids, within our community and the State as a whole.

We also saw a substantial increase in the number of property checks (house/business) our agency completed this year. I firmly believe that our efforts to better communicate with the community we serve by using tools like Nixle and Facebook have contributed to the downward trend in property crimes (burglaries, thefts, criminal mischief) that our community has experienced. By making residents aware of the services we provide and encouraging open channels of communication between us and the community, coupled with the exemplary efforts and hard work of the officers conducting enforcement duties, I am optimistic this trend will continue.

2016 was a very tragic year for the law enforcement community as a whole with 140 men and women losing their lives in the line of duty, 63 of those were shot and killed. I'm very proud of the hard work and professionalism the members of this department display daily. The law enforcement profession has become increasingly more dangerous and unpredictable and it's important that their efforts are recognized and applauded. I would specifically like to acknowledge Eric Young for his 22 (1994-2016) years of dedicated service to the Town of Kensington. Eric was always courteous, dependable, hardworking, and displayed a high level of professionalism while carrying out his duties as a member of the Kensington Police Department. He was a valued member of our department, and we thank him for his service.

Lastly, I want to thank the Board of Selectmen and the residents for their support in finding a permanent solution to house the police department and making that solution come to fruition. We now have a modern facility that provides us a safe, secure, and functional workplace to perform our duties. We take much pride in our new facility and thank everyone for their efforts and contributions.

Chief Scott D. Sanders

ANNUAL REPORT 2016

			2012	2013	2014	2015	2016
Calls For Service			3557	3759	3501	4654	5928
911 Hang-up			18	18	14	18	19
ACO			116	80	52	47	70
Alarms			83	120	107	87	115
Alcohol - Minors			3	0	4	7	7
Alcohol - Open			2	2	0	3	3
Arrests			75	79	90	130	168
Assist Other Agency			185	130	153	243	308
House/Business Checks			521	773	822	1162	1721
Burglaries			10	11	5	5	2
Civil Issues			22	24	14	5	4
Criminal Mischief			11	24	2	3	6
Criminal Threatening			4	4	2	4	2
Criminal Trespass			8	7	1	0	4
Death Investigations			0	0	0	0	0
Disobeying A Police			2	2	1	3	6
Disturbances			13	19	4	3	6
Disabled M/V			37	35	25	39	25
Domestics			16	13	10	16	11
DWI			13	18	10	9	11
Driving After			20	18	23	30	33
Drug Arrests			39	24	17	47	36
Harassment			5	4	3	0	1
Incident Reports			141	123	76	110	96
Juvenile Issues			2	8	5	10	8
Medical Aid/KFD			61	66	93	100	118
Missing Persons			5	0	2	0	1
M/V Accidents			39	40	55	54	62
M/V Summonses			352	230	242	355	388
M/V Warnings			1295	1063	1138	1361	1742
M/V Complaints			25	19	36	10	9
OHRV Incidents			4	3	2	3	0
Paperwork Service			37	55	38	39	60
Protective Custody			0	5	8	7	16
Public Assists			64	43	21	99	150
Resisting Arrest			6	7	2	4	2
Road Hazards			62	25	63	49	35
Sexual Assaults			0	3	0	0	1
Simple Assaults			6	4	5	4	5
Suspicious Activity			34	38	19	17	22
Suspicious Persons			13	14	20	10	10
Suspicious Vehicles			49	66	49	58	50
Theft			17	10	8	6	7
VIN Verifications			30	17	19	26	28
Welfare Checks			8	27	18	25	19

Fire Department Report

2016 Kensington Fire & Rescue

Annual Report

This past year Kensington Fire & Rescue saw an increase in call volume compared to 2015; in 2016 we had 179 calls which is closer to our historical average. Medical aid calls were close to last year's numbers at 88. Motor vehicle accidents (26) were up as well in numbers and included a triple fatal accident. Accidents like that are difficult to deal with both physically and emotionally. The hours of training we do help prepare us for incidents like this and I was proud of the professionalism our members showed in dealing with a very difficult situation.

Last year KFR responded to a barn fire in the early morning hours that was fully engulfed on arrival and extending to a second garage. With a rapid deployment of equipment and quick action by the firefighters the fire in the second garage was quickly extinguished, preventing major damage and possible extension to other buildings. This is another example of the training and hard work of the members helping to protect the people and property of the Town of Kensington

This year we will be adding a Cascade System to our equipment list. This piece of equipment is a series of bottles that will refill our SCBA cylinders after use. Eliminating the need to go out of town to refill. The ability to fill our bottles locally will also make training with the SCBA's more productive. This Cascade system was paid for through donations to the Kensington Fire Association and matched by a generous donation from a Kensington resident..

Our membership is always in need of new members who would like to dedicate some time to help others. In 2016 we had two new members join and have opportunities for EMS and Fire fighting or both. If you have any interest in learning more about what you could do to help please stop in at the station any Thursday night and someone will be happy to answer your questions. Station phone 772-5751 Chief's cell 502-3203

Thank you Kensington Residents for support in donations and at the voting booth.

Chief Charles LeBlanc

And members of the Kensington Fire & Rescue

ANNUAL REPORT 2016

2016 Calls by Type of Incident	# of Incidents
Medical aid	88
MVA	26
Structure Fire	1
Smoke in house	2
Chimney Fire	1
Vehicle Fire	1
Mutual Aid	13
Fire Alarm	12
CO alarm	3
Public assists	11
Brush Fires	7
Tree on wires	3
Lockout	5
Nonpermitted burning	2
Water problem	3
Odor check	1
Total for all Incidents	179

Forest Fire Warden and State Forest Ranger Report

Report of Forest Fire Warden and State Forest Ranger

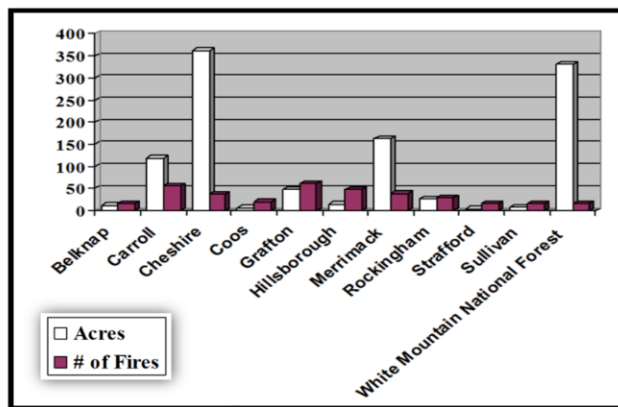
Over the past two years, New Hampshire has experienced its busiest fire seasons since 1989. 1,090 acres burned during the 2016 season. The White Mountain National Forest experienced its largest fire since becoming a National Forest, burning 330 acres in the town of Albany in November. Fires falling under state jurisdiction burned 759 acres, with the largest fire of 199 acres occurring in Stoddard. The extremely dry summer led to a busy fall fire season with large fires occurring into mid-November. Drought conditions hampered fire suppression efforts and extended the time needed to extinguish fires. Your local fire departments and the Division of Forests & Lands worked tirelessly throughout the year to protect homes and the forests. The statewide system of 16 fire lookout towers continues to operate on high fire danger days. Our fire lookouts are credited with keeping many fires small due to their quick and accurate spotting capabilities. The towers fire detection efforts were supplemented by the NH Civil Air Patrol when the fire danger was especially high.

Many homes in New Hampshire are located in the wildland urban interface, which is the area where homes and flammable wildland fuels intermix. Several of the fires during the 2016 season threatened structures, and a few structures were burned, a constant reminder that forest fires burn more than just trees. Homeowners should take measures to prevent a wildland fire from spreading to their home. Precautions include keeping your roof and gutters clear of leaves and pine needles, and maintaining adequate green space around your home free of flammable materials. Additional information and homeowner recommendations are available at www.firewise.org. Please help Smokey Bear, your local fire department, and the state's Forest Rangers by being fire wise and fire safe!

As we prepare for the 2017 fire season, please remember to contact your local Forest Fire Warden or Fire Department to determine if a fire permit is required before doing ANY outside burning. Under State law (RSA 227-L:17) a fire permit is required for all outside burning, unless the ground is completely covered with snow. Fire permits are also available online in most towns and may be obtained by visiting www.NHfirepermit.com. The burning of household waste is prohibited by the Air Resources Division of the Department of Environmental Services (DES). You are encouraged to contact the local fire department or DES at 603-271-3503 or www.des.nh.gov for more information. Safe open burning requires your diligence and responsibility. Thank you for helping us to protect New Hampshire's forest resources. For more information please contact the Division of Forests & Lands at (603) 271-2214, or online at www.nhdf.org.

2016 WILDLAND FIRE STATISTICS

(All fires reported as of December 2016)



HISTORICAL DATA		
YEAR	NUMBER of FIRES	ACRES BURNED
2016	351	1090
2015	124	635
2014	112	72
2013	182	144
2012	318	206

CAUSES OF FIRES REPORTED

(These numbers do not include the WMNF)

Arson	Debris Burning	Campfire	Children	Smoking	Railroad	Equipment	Lightning	Misc.*
15	85	35	10	12	2	18	9	148

REMEMBER, ONLY YOU CAN PREVENT WILDFIRES!

Emergency Management

2016 Annual Report

Emergency Management

Kensington, New Hampshire

Summary:

2016 saw the construction of a new office for Emergency Management (EM) within the new addition at the upgraded Town Hall. EM has been moving the Emergency Operations Center (EOC) to the Town Hall in stages. New video and updated computer are being purchase with grant funding and will enhance the EOC capabilities for response to emergency activities.

Staffing:

Emergency Management is actively recruiting new members. There is a Seabrook Drill scheduled for the spring of 2018, so 2017 will be a year of recruitment and training. Individuals that volunteer will be paid for most training, and will be paid for participation in the drill and the practice sessions for the drill. Feel free to contact me if interested.

Significant Achievements:

2016 activities for the EM organization are highlighted here;

Emergency Management attended all the quarterly Seabrook Station (SS) meetings as well as attending all the quarterly Seacoast Preparedness Group meetings. The Seabrook Station meetings keep the EM function informed of ongoing events and or activities at the power plant, allowing interaction with DHSEM, SS and the communities within the Emergency Preparedness Zone (EPZ). The Seacoast Preparedness Group deals with all the health related emergency issues a community would need to deal with in case of widespread illness, catastrophic exposures, widespread inoculations, or widespread testing. These issues could be caused by major natural events, human error, or acts of terrorism.

This was a graded drill year for SS. As a result, EM was active for the first quarter of 2016 preparing for and participating in this significant event. The drill was conducted on April 5th, and was successful with no follow-up activities being required. We thank the participants for their time and efforts, and hope to see them at upcoming events and/or training.

Emergency Management is upgrading the Radiological Emergency Response Preparedness (RERP) plan, a requirement of the State of New Hampshire as part of the Seabrook Station licensing process. This is an activity that occurs on a periodic basis, and the document is presently being reviewed by the State of New Hampshire Homeland Security and Emergency Management (HSEM) staff. When the review is completed, the document will be presented to the Board of Selectmen for signatures.

Emergency Management has also started the Continuity of Operations Plan (COOP) for the Town of Kensington. The COOP is part of the Continuity of Government (COG) requirement set by *National Security Presidential Decision Directive 51 (NSPD-51)* and *Homeland Security Presidential Decision Directive 20 (HSPD-20)* as well as under guidance from the Federal Emergency management Agency (FEMA). These directives dictate that plans have to be in place at the local, state, and federal levels that ensures our constitutional form of government is preserved, and that the continuity of essential functions is maintained. This includes the emergency delegation of authority, the safekeeping of vital resources, facilities and records, emergency acquisition of the resources necessary for business resumption, and the capability to perform work at alternate work sites until normal operations can be resumed.

Next Year:

2017 will primarily focus on the completion of the RERP plan, the completion and adoption of the COOP, the development of local EOC plans, staffing and training for the EOC, and preparation for the April, 2018 Seabrook Drill. EM will relocate the EM trailer to a more suitable location for ease of access by emergency personnel, and work with the fire, police, and town departments on issues as they develop.

Robert Gustafson

Emergency Management Director

Library Report

Kensington Public Library 2016 Annual Report

Highlights of the Year:

- Continued work on a 5-year strategic plan to improve existing resources and evaluate what we could be doing more effectively to meet the changing needs of the community in the 21st century. We are grateful for the participation of the community at our listening session in April sharing their ideas for the future of the library.
- Completion of pathway between library and school with lights, landscaping and 5 designated parking slots at school.
- Library visits increased from last year
- Circulation of materials remained fairly consistent with last year with more electronic materials and slightly fewer physical materials
- Audio books downloaded increased appreciatively from last year while e-books remained the same
- Completed very successful summer reading program for kids, teens and adults
- Increased use of other town buildings as venues for library events
- Increased borrowing of museum passes over last year and added Boston's Children's Museum

Activities and events for community:

For adults:

- New weekly "Learn to Knit" lessons on Wednesday evenings
- Monthly book clubs facilitated by a staff member
- Ramblin Richard entertained us with stories and songs from World War II at the newly renovated town hall
- Tomato tasting and seed saving workshop in late summer
- Glenn Knoblock presentation on "NH Cemeteries and Gravestones."
- Deb Knowlton, author of *Color me included: the African Americans of Hampton's first church and its descendant parishes, 1670-1826* discussed the research she did for her book.

For children:

- Started monthly Preschool Socials on Saturdays for children and parents in town that feature stories, crafts, activities and snacks.
- Teens and parents painting evening with Exeter's "Offbeat Owl" paint studio
- Storyteller and children's musical band to open our Summer reading Program at the Kensington Elementary School's Field Day in June
- Summer reading program evening events: Bike Safety and Race Night, "Kinetic Art" program, Summer Olympic celebration, life size game night, dinner and a movie
- Annual Ice Cream Social at Sawyer Park to conclude summer reading program and celebrate our local heroes...over 100 people attended.
- Movie and craft afternoons for children on early release and no school days
- Annual Santa Claus PJ Party with largest attendance ever
- Weekly preschool story and craft time

ANNUAL REPORT 2016

Ongoing activities:

- Regular acquisition of new titles as well as weeding of collection
- One-on-one technology assistance for patrons when needed
- Interlibrary Loan service
- Weekly morning knitting circle
- Continued patron use of borrowing e-books and audio books from Overdrive service

Workshops Attended by Staff:

Children's Librarians of New Hampshire Annual Meeting
New England Library Association Annual Conference
Reference and Adult Services Conference
Continued involvement in Seacoast Area Libraries

Friends of the Library Contributions:

- Three beautiful gift baskets that were raffled off at the Holiday Fair
- Spring Book/Bake/Plant Sale
- Summer long Heirloom tomato sale at the Library
- Summer Reading Program performance sponsorship
- Kids activities at Kensington Holiday Fair table
- Flower boxes in front of the Library changed and maintained with seasonal plantings

We are very appreciative of the work and commitment of our Friends organization. Without them, we would not be able to offer as many wonderful events to Kensington's children.

Citizen Participation:

We would also like to thank all those who have been so generous in giving either cash or book donations.

ANNUAL REPORT 2016

KENSINGTON PUBLIC LIBRARY STATISTICS

GENERAL SERVICE	2015	2016
Hours of Service per Week	31	31
Number of Library Cards In Effect	948	993
Total Annual Library Visits	7598	7977
Meetings Held in Library	32	33
Public Computer Use	150	130
Online Database Searches	524	590
LIBRARY HOLDINGS		
Total Materials in the Collection	15502	16145
“Lost” Materials in the Collection	7	5
CIRCULATION		
KPL Materials Loaned	14502	13993
Items Requested from Other Libraries	311	278
Museum Passes Borrowed	78	88
E Books downloaded	505	520
Audio books downloaded	496	860
PROGRAMMING		
Total Programs Sponsored by the Library	30*	35*
Summer Reading Program Events	9	9
* not including weekly storytimes and knitting workshops		

Road Manager Report

2016

2016 started off with a very light winter. As hoped, it continued that way.

Spring brought the failure of culverts on Kimball Road, and with the residents passing the Warrant Article in March 2016, seven culverts were replaced. Along with those funds Whipple Way had its surface reconstructed and paved, as well as 1500LF of Wild Pasture Road. Contracts were extended for road side mowing, snowplowing and shoveling of Town roads and buildings. There was an increase of the cost of sand and salt.

I wish to thank the residents of Kensington for their support.

Dave Buxton

Trustees of the Trust Funds



New Hampshire
Department of
Revenue Administration

2016
MS-9

KENSINGTON (239)

1. CERTIFY THIS FORM

Under penalties of perjury, I declare that I have examined the information contained in this form and to the best of my belief it is true, correct and complete.

Preparer's First Name

Preparer's Last Name

Date

Ann

Smith

2/2/17

2. SAVE AND EMAIL THIS FORM

Please save and e-mail the completed PDF form to your Municipal Services Advisor.

3. PRINT, SIGN, AND UPLOAD THIS FORM

This completed PDF form must be PRINTED, SIGNED, SCANNED, and UPLOADED onto the Municipal Tax Rate Setting Portal (MTRSP) at <http://proptax.org/nh/>. If you have any questions, please contact your Municipal Services Advisor.

TRUSTEE CERTIFICATION

Under penalties of perjury, I declare that I have examined the information contained in this form and to the best of my belief it is true, correct and complete.

Trustee of Trust Funds Signature

James B. Webster

Trustee of Trust Funds Signature

Holly L. McCann

Trustee of Trust Funds Signature

Trustee of Trust Funds Signature

Trustee of Trust Funds Signature

Trustee of Trust Funds Signature

Trustee of Trust Funds Signature

Trustee of Trust Funds Signature

Trustee of Trust Funds Signature

Trustee of Trust Funds Signature

Trustee of Trust Funds Signature

Trustee of Trust Funds Signature

Trustee of Trust Funds Signature

Trustee of Trust Funds Signature

Per RSA 31:38, copies of this report must also be provided to the governing body of the municipality and to the Attorney General at the following address:

Department of Justice
Office of the Attorney General
33 Capitol Street
Concord, NH 03301-6397

ANNUAL REPORT 2016



New Hampshire
Department of
Revenue Administration

2016
MS-9

REPORT OF TRUST AND CAPITAL RESERVE FUNDS

Form Due Date: **March 1st (Calendar Year), or September 1st (Fiscal Year)**

Instructions

Cover Page

- Select the Municipality name from the pull down menu
- Enter the preparer's information

Reporting:

- Complete all fields as necessary for the *Report of Trust Funds* and *Principal Only* sections.
- INVESTMENT POLICY - RSA 31:25 requires the trustees to adopt an investment policy and review and confirm this policy at least annually. A copy of this policy must be filed with the Director of Charitable Trusts (RSA 31:25, 34, 35:9).
- PROFESSIONAL BANKING AND BROKERAGE ASSISTANCE - RSA 31:38-a enables you to have a professional banking or brokerage firm assist you in performing your trustee duties. Refer to the law for further information. Attributable expenses may be charged against the trust fund involved, however, please be advised the fees can be taken from income only and not from principal.
- WEB SITE - A trustee handbook can be downloaded from the website for the Attorney General's Charitable Trust Division at www.doj.nh.gov/charitable
- FAIR VALUE - Use this section to disclose the fair value (market value) of principal only. This information may be obtained from financial publications or from your professional banker or broker.
- CAPITAL RESERVE FUND - Must be kept in a separate account and not intermingled with any other funds of the municipality (RSA 35:9).
- WHEN and WHERE TO FILE - By March 1 if filing for a calendar year and by September 1 if filing for optional fiscal year. See instructions and address on the last page of this form. If you hold funds for the school, the school business administrator will also need a copy for the school's financial report.

A hard copy of this form, as well as the signature page, must be sent to:

Department of Justice
Office of the Attorney General
33 Capitol Street
Concord, NH 03301-6397

For Assistance Please Contact:

NH DRA Municipal and Property Division

Phone: (603) 230-5090

Fax: (603) 230-5947

<http://www.revenue.nh.gov/mun-prop/>

ENTITY'S INFORMATION

Municipality: KENSINGTON

County: ROCKINGHAM

Total of All Funds: 394,463.59

PREPARER'S INFORMATION

First Name

Ann

Last Name

Smith

Street No.

14

Street Name

Lamprey Road

Phone Number

(603) 772-6627

Email (optional)

Esmith5694@aol.com

ANNUAL REPORT 2016

MS-9 REPORT OF THE TRUST FUNDS OF THE TOWN OF KENSINGTON FOR THE CALENDAR YEAR ENDING 12/31/2016

TRUST FUNDS						PRINCIPAL				INCOME			TOTAL		MARKET VALUE		
Date Created	Name of Trust Fund	Purpose of Fund	How Invested	%	Beginning Balance	Additions	Capital Gains/Losses	Withdrawals	Ending Balance	Beginning Balance	Amount	Expended During Year	Ending Balance	Principal & Income	Unrealized Gain/Loss	Ending Market Value	
Cemetery																	
Perpetual Care																	
1912	JOHN F. GILL	Cemetery Minc	Common TF	0.54	114.65	0.00	2.16	0.00	116.81	137.14	6.02	0.00	143.16	259.97	2.40	262.37	
1916	MARY S. BLAKE	Cemetery Minc	Common TF	0.54	114.65	0.00	2.16	0.00	116.81	137.14	6.02	0.00	143.16	259.97	2.40	262.37	
1918	LIZZIE OSGOOD	Cemetery Minc	Common TF	0.48	104.14	0.00	1.91	0.00	106.05	119.84	5.36	0.00	125.20	231.25	2.14	233.39	
1922	JAMES P. BARTLETT	Cemetery Minc	Common TF	0.48	104.14	0.00	1.91	0.00	106.05	119.84	5.36	0.00	125.20	231.25	2.14	233.39	
1923	GEORGE M. GOVE	Cemetery Minc	Common TF	1.12	209.69	0.00	4.48	0.00	214.17	314.52	12.54	0.00	327.06	541.23	5.01	546.24	
1925	ELLEN F. BINGHAM	Cemetery Minc	Common TF	0.54	114.65	0.00	2.16	0.00	116.81	137.14	6.02	0.00	143.16	259.97	2.40	262.37	
1928	CLARA A. RHODES	Cemetery Minc	Common TF	0.59	115.13	0.00	2.37	0.00	117.50	161.95	6.65	0.00	168.60	286.10	2.65	288.75	
1929	WILLIAM H. EATON	Cemetery Minc	Common TF	1.18	210.15	0.00	4.69	0.00	214.84	339.34	13.16	0.00	352.50	567.34	5.25	572.59	
1974	ROY S. BROWN, SR.	Cemetery Minc	Common TF	3.89	731.80	0.00	14.68	0.00	746.48	986.88	41.16	0.00	1,027.84	1,774.32	16.41	1,790.73	
1931	SUSAN L. WEBSTER	Cemetery Minc	Common TF	1.46	262.82	0.00	5.83	0.00	268.45	419.91	16.37	0.00	436.28	704.73	6.52	711.25	
1932	ROBERT T. BROWN	Cemetery Minc	Common TF	1.12	209.69	0.00	4.48	0.00	214.17	314.52	12.54	0.00	327.06	541.23	5.01	546.24	
1935	FRANK L. WADLEIGH	Cemetery Minc	Common TF	0.48	104.15	0.00	1.91	0.00	106.06	119.83	5.36	0.00	125.19	231.25	2.14	233.39	
1937	SARAH A. GREEN	Cemetery Minc	Common TF	0.48	104.15	0.00	1.91	0.00	106.06	119.83	5.36	0.00	125.19	231.25	2.14	233.39	
1938	OLIVER CLIFFORD	Cemetery Minc	Common TF	0.53	104.60	0.00	2.13	0.00	106.73	144.88	5.86	0.00	150.66	257.39	2.38	259.77	
1940	CLARA E. KIMBALL	Cemetery Minc	Common TF	1.75	315.07	0.00	6.97	0.00	322.04	500.79	19.54	0.00	520.33	842.37	7.79	850.16	
1942	MARY JANE SMITH	Cemetery Minc	Common TF	1.18	210.15	0.00	4.69	0.00	214.84	339.32	13.15	0.00	352.47	567.31	5.25	572.56	
1944	JOHN S. WADLEIGH	Cemetery Minc	Common TF	2.26	419.52	0.00	9.01	0.00	428.53	635.24	25.27	0.00	660.51	1,088.04	10.07	1,098.11	
1945	MARY EVANS DIEROCHMENT	Cemetery Minc	Common TF	0.86	157.41	0.00	3.41	0.00	160.82	242.70	9.59	0.00	252.29	413.11	3.62	416.93	
1947	BENJAMIN LOVERING	Cemetery Minc	Common TF	0.53	104.60	0.00	2.13	0.00	106.73	144.84	5.90	0.00	150.62	257.35	2.38	259.73	
1948	FRANK POOR	Cemetery Minc	Common TF	1.12	209.69	0.00	4.48	0.00	214.17	314.52	12.54	0.00	327.06	541.23	5.01	546.24	
1952	ARTHUR T. YORK	Cemetery Minc	Common TF	1.12	209.69	0.00	4.48	0.00	214.17	314.52	12.54	0.00	327.06	541.23	5.01	546.24	
1952	CHARLES E. FISH	Cemetery Minc	Common TF	1.12	209.69	0.00	4.48	0.00	214.17	314.52	12.54	0.00	327.06	541.23	5.01	546.24	
1953	CHARLES N. ROBIE	Cemetery Minc	Common TF	1.12	209.69	0.00	4.48	0.00	214.17	314.52	12.54	0.00	327.06	541.23	5.01	546.24	
1957	FANNIE EVANS	Cemetery Minc	Common TF	0.48	104.15	0.00	1.91	0.00	106.06	119.81	5.37	0.00	125.18	231.24	2.14	233.38	
1959	FRANK C. CARR	Cemetery Minc	Common TF	1.12	209.69	0.00	4.48	0.00	214.17	314.52	12.54	0.00	327.06	541.23	5.01	546.24	
1959	STEWART E. ROWE	Cemetery Minc	Common TF	1.75	315.07	0.00	6.97	0.00	322.04	500.79	19.54	0.00	520.33	842.37	7.79	850.16	
1959	JOSEPH BODWELL	Cemetery Minc	Common TF	1.18	210.15	0.00	4.69	0.00	214.84	339.32	13.15	0.00	352.47	567.31	5.25	572.56	
1959	MOSES EVANS	Cemetery Minc	Common TF	1.12	209.69	0.00	4.48	0.00	214.17	314.52	12.54	0.00	327.06	541.23	5.01	546.24	
1959	JOHN T. BLAKE - MARY E. WARNER	Cemetery Minc	Common TF	6.14	1,052.90	0.00	24.44	0.00	1,077.34	1,808.30	68.58	0.00	1,876.88	2,954.22	27.32	2,981.54	
1962	WILLIAM O. TILTON - GEORGE B. SHAW	Cemetery Minc	Common TF	1.44	262.37	0.00	5.71	0.00	268.08	407.62	16.07	0.00	423.69	691.77	6.40	698.17	
1962	JOHN W. YORK	Cemetery Minc	Common TF	2.07	367.90	0.00	8.26	0.00	376.16	598.87	23.17	0.00	622.04	968.20	9.23	1,007.43	
1965	STUART E. BLODGETT	Cemetery Minc	Common TF	1.12	209.69	0.00	4.48	0.00	214.17	314.52	12.54	0.00	327.06	541.23	5.01	546.24	
1966	ELMER N. WADE	Cemetery Minc	Common TF	1.12	209.69	0.00	4.48	0.00	214.17	314.52	12.54	0.00	327.06	541.23	5.01	546.24	
1969	HAROLD B. GREENWOOD	Cemetery Minc	Common TF	4.25	1,036.61	0.00	16.91	0.00	1,053.52	1,843.68	47.46	0.00	2,044.66	3,088.57	18.91	3,107.48	

1/4/2017 1:43:47 PM - TrustTrak v4.0.35 rptMS-9




ANNUAL REPORT 2016

MS-9 REPORT OF THE TRUST FUNDS OF THE TOWN OF KENSINGTON FOR THE CALENDAR YEAR ENDING 12/31/2016

TRUST FUNDS				PRINCIPAL				INCOME			TOTAL		MARKET VALUE			
Date Created	Name of Trust Fund	Purpose of Fund	How Invested	%	Beginning Balance	Additions	Capital Gains/-Losses	Withdrawals	Ending Balance	Beginning Balance	Amount	Expended During Year	Ending Balance	Principal & Income	Unrealized Gain/Loss	Ending Market Value
Cemetery																
Perpetual Care																
1970	RUTH P. BALLUM	Cemetery Misc	Common TF	1.12	205.69	0.00	4.46	0.00	214.17	314.52	12.54	0.00	327.05	541.23	5.01	546.24
1970	JEREMIAH HILLIARD	Cemetery Misc	Common TF	1.10	205.46	0.00	4.36	0.00	213.82	302.03	12.26	0.00	314.29	528.11	4.88	532.99
1972	CHASE-TOWLE	Cemetery Misc	Common TF	1.75	315.10	0.00	6.97	0.00	322.07	500.95	19.55	0.00	520.50	842.57	7.79	850.36
1974	LEONARD L. LAMPREY	Cemetery Misc	Common TF	1.44	262.39	0.00	5.71	0.00	268.10	407.46	16.06	0.00	423.92	691.62	6.40	698.02
1974	ERROL & PRISCILLA A. PERRY	Cemetery Misc	Common TF	1.18	210.15	0.00	4.69	0.00	214.84	339.32	13.15	0.00	352.47	567.31	5.25	572.56
1986	LAURIS GOVE	Cemetery Misc	Common TF	6.35	2,254.77	0.00	25.29	0.00	2,280.06	707.47	71.00	0.00	778.47	3,058.53	28.29	3,086.82
1988	ARTHUR MOORE	Cemetery Misc	Common TF	0.93	258.01	0.00	3.71	0.00	261.72	174.86	10.39	0.00	185.25	446.97	4.13	451.10
1989	CHARLES WILLIAMS	Cemetery Misc	Common TF	2.99	722.35	0.00	10.33	0.00	732.68	486.36	26.95	0.00	516.31	1,247.99	11.54	1,259.53
1990	CHARLES & HELEN EASTMAN	Cemetery Misc	Common TF	1.15	395.96	0.00	4.61	0.00	314.57	228.34	12.92	0.00	241.26	555.83	5.14	560.97
1991	ALDEN TUTTLE FAMILY	Cemetery Misc	Common TF	1.14	398.80	0.00	4.52	0.00	314.32	220.68	12.70	0.00	233.38	547.70	5.07	552.77
1992	STANLEY UNDERHILL	Cemetery Misc	Common TF	0.76	205.52	0.00	3.02	0.00	209.54	148.01	8.46	0.00	154.47	364.01	3.37	367.38
1992	FRANK & JOYCE BRONK	Cemetery Misc	Common TF	1.13	398.68	0.00	4.48	0.00	314.16	214.81	12.56	0.00	227.37	541.53	5.01	546.54
1993	NATHAN HERRICK	Cemetery Misc	Common TF	0.35	103.02	0.00	1.40	0.00	104.42	60.02	3.91	0.00	63.93	168.35	1.96	169.91
1994	FRED & LOUISE VINING	Cemetery Misc	Common TF	0.72	206.19	0.00	2.84	0.00	209.03	128.28	8.01	0.00	136.29	345.32	3.19	348.51
1997	JOHN W. & JESSIE E. YORK	Cemetery Misc	Common TF	0.69	205.96	0.00	2.76	0.00	208.72	117.44	7.76	0.00	125.20	333.92	3.09	337.01
1997	STEPHEN & ROLAND SAWYER	Cemetery Misc	Common TF	3.48	1,030.01	0.00	13.87	0.00	1,043.88	593.46	38.91	0.00	652.37	1,676.25	15.50	1,691.75
1997	DONALD & JOAN GROVER	Cemetery Misc	Common TF	0.61	205.30	0.00	2.43	0.00	207.73	80.12	6.84	0.00	86.96	294.69	2.73	297.42
1998	GEORGE & TERESE GARNEAU	Cemetery Misc	Common TF	0.69	205.93	0.00	2.75	0.00	208.68	115.55	7.69	0.00	123.24	331.92	3.07	334.99
1998	T. ELLIOTT & VICTORIA T. YOUNG	Cemetery Misc	Common TF	0.68	205.65	0.00	2.70	0.00	208.55	109.99	7.57	0.00	117.56	326.11	3.02	329.13
1998	ROBERT B. & K. LINDA AMUNDSEN	Cemetery Misc	Common TF	1.86	716.07	0.00	7.42	0.00	723.49	152.43	20.81	0.00	173.24	886.73	8.29	905.02
2000	ROBERT S. & BARBARA S. KIEGEL	Cemetery Misc	Common TF	0.62	205.36	0.00	2.46	0.00	207.84	85.50	6.96	0.00	92.46	300.30	2.78	303.08
2000	BRIGGS FAMILY	Cemetery Misc	Common TF	0.63	387.12	0.00	3.28	0.00	310.40	78.26	9.22	0.00	87.42	397.82	3.68	401.50
2001	PATRICK LABBE FAMILY	Cemetery Misc	Common TF	1.94	716.71	0.00	7.72	0.00	724.43	183.21	21.69	0.00	209.90	934.33	8.64	942.97
2001	JOSEPH & JOSEPHINE GAGNE	Cemetery Misc	Common TF	0.27	102.35	0.00	1.07	0.00	103.42	24.92	3.03	0.00	27.85	134.27	1.21	132.46
2002	BURT & DOT YORK	Cemetery Misc	Common TF	0.68	255.85	0.00	2.70	0.00	258.55	60.64	7.59	0.00	68.23	326.78	3.02	329.80
2004	BELLA S. MURPHY	Cemetery Misc	Common TF	0.71	256.09	0.00	2.81	0.00	258.90	73.31	7.89	0.00	81.20	340.10	3.15	343.25
2004	HERMAN & KAREN McGEE	Cemetery Misc	Common TF	1.41	512.16	0.00	5.60	0.00	517.76	144.34	15.71	0.00	160.05	677.81	6.27	684.08
2004	GEORGE W. & HELEN L. ROBINSON	Cemetery Misc	Common TF	1.38	511.87	0.00	5.49	0.00	517.36	130.77	15.42	0.00	148.19	663.55	6.14	669.69
2007	ARTHUR F. & BEATRICE C. WIGGIN	Cemetery Misc	Common TF	1.26	510.88	0.00	5.03	0.00	515.91	78.43	14.14	0.00	92.57	608.48	5.63	614.11
2008	ROBERT L. & JOAN C. BERRY	Cemetery Misc	Common TF	0.62	255.33	0.00	2.46	0.00	257.79	32.79	6.91	0.00	39.70	297.49	2.75	300.24
2010	DWIR DEARBORN	Cemetery Misc	Common TF	1.84	765.87	0.00	7.33	0.00	773.20	91.33	20.52	0.00	111.85	885.05	8.19	893.24

1/4/2017 1:43:47 PM - TrustTrak v4.0.35 rptMS-9



ANNUAL REPORT 2016

MS-9 REPORT OF THE TRUST FUNDS OF THE TOWN OF KENSINGTON FOR THE CALENDAR YEAR ENDING 12/31/2016

Date Created	Name of Trust Fund	Purpose of Fund	How Invested	% Invested	TRUST FUNDS				PRINCIPAL				INCOME			TOTAL		MARKET VALUE	
					Beginning Balance	Additions	Capital Gains/-Losses	Withdrawals	Ending Balance	Beginning Balance	Amount	Expended During Year	Ending Balance	Principal & Income	Unrealized Gain/Loss	Market Value			
Perpetual Care																			
2011	ELMER & SHIRLEY DUNN	Cemetery Minc	Common TF	4.91	2,042.31	0.00	19.54	2,061.85	245.11	54.82	0.00	269.93	2,361.78	21.84	2,383.62				
2011	DAVID & BARBARA BAILEY	Cemetery Minc	Common TF	0.61	255.30	0.00	2.45	257.75	30.53	6.88	0.00	37.51	295.26	2.73	297.99				
2011	ROBERT A. & LORRAINE P. OYEEFE	Cemetery Minc	Common TF	2.45	1,021.13	0.00	9.77	1,030.90	122.57	27.40	0.00	149.97	1,180.87	10.92	1,191.79				
2011	GERT E. & LESLIE B. FRANK	Cemetery Minc	Common TF	1.23	510.57	0.00	4.88	515.45	61.27	13.69	0.00	74.96	580.41	5.46	585.87				
2012	COPE-HACKEWICZ	Cemetery Minc	Common TF	1.19	510.08	0.00	4.75	514.83	45.27	13.29	0.00	58.56	573.39	5.30	578.69				
2014	J. CLARK JACOBS FAMILY TRUST	Cemetery Minc	Common TF	0.57	256.92	0.00	2.28	259.21	9.92	6.38	0.00	16.30	275.51	2.55	278.06				
2014	GORDON & DORIS SWIFT	Cemetery Minc	Common TF	0.56	252.82	0.00	2.22	255.04	6.80	6.23	0.00	13.03	268.07	2.48	270.55				
2016	MELANIE McNAMARA	Cemetery Minc	Common TF	0.53	0.00	250.00	1.42	0.00	251.42	0.00	5.33	0.00	256.75	2.37	259.12				
2016	FREDERICK H. & GLORIA G. CHASE	Cemetery Minc	Common TF	0.52	0.00	250.00	0.01	0.00	250.01	0.00	1.18	0.00	251.19	2.32	253.51				
Total Perpetual Care					100	26,542.36	500.00	385.36	27,437.92	19,579.61	1,114.41	0.00	20,691.02	48,128.94	445.18	48,574.12			
Perpetual Care & For the Good of the Cemetery																			
1944	MARCIA D. TILTON*	Cemetery Minc	Common TF	13.59	1,051.73	0.00	23.89	1,075.62	1,748.22	67.07	0.00	1,813.29	2,888.91	26.72	2,915.63				
1971	EDITH M. KEOUGH*	Cemetery Minc	Common TF	6.82	526.00	0.00	12.00	538.00	873.11	33.85	0.00	912.76	1,450.76	13.42	1,464.18				
1971	HORACE P. BLODGETT*	Cemetery Minc	Common TF	3.96	315.10	0.00	6.97	322.07	500.95	19.55	0.00	520.50	842.57	7.79	850.36				
1972	RACHEL S. SMITH*	Cemetery Minc	Common TF	4.92	209.69	500.00	4.86	714.35	314.52	17.87	0.00	332.39	1,046.74	9.68	1,056.42				
1972	YVONNE CHARLTON*	Cemetery Minc	Common TF	1.09	104.15	0.00	1.91	106.06	119.83	5.36	0.00	125.19	231.25	2.14	233.39				
1972	LEONARD B. MILLER*	Cemetery Minc	Common TF	3.99	315.20	0.00	7.01	322.21	505.79	19.68	0.00	525.47	847.88	7.84	855.72				
1972	CHRISTINE SCHWEIZER*	Cemetery Minc	Common TF	3.25	282.37	0.00	5.71	288.08	407.62	16.07	0.00	423.69	691.77	6.40	698.17				
1974	MCKENNA FAMILY*	Cemetery Minc	Common TF	2.55	209.89	0.00	4.48	214.17	314.52	12.54	0.00	327.06	541.23	5.01	546.24				
1974	DONALD WILLOUGHBY*	Cemetery Minc	Common TF	2.55	209.89	0.00	4.48	214.17	314.52	12.54	0.00	327.06	541.23	5.01	546.24				
1975	MCBESS FAMILY*	Cemetery Minc	Common TF	2.55	209.89	0.00	4.48	214.17	314.52	12.54	0.00	327.06	541.23	5.01	546.24				
1975	KIMBALL-STEVENS*	Cemetery Minc	Common TF	2.55	209.89	0.00	4.48	214.17	314.52	12.54	0.00	327.06	541.23	5.01	546.24				
1975	JOHN & ETHEL GOURLY*	Cemetery Minc	Common TF	6.50	526.24	0.00	12.13	538.37	894.19	34.04	0.00	928.23	1,466.60	13.56	1,480.16				
1979	HOWARD W. COPE*	Cemetery Minc	Common TF	3.30	282.38	0.00	5.81	288.39	417.93	16.31	0.00	434.24	702.63	6.50	709.13				
1982	PETER M. ATWOOD*	Cemetery Minc	Common TF	3.67	313.98	0.00	6.46	320.44	441.87	18.12	0.00	459.99	780.43	7.22	787.65				
1982	MARION SCOTT FELCH*	Cemetery Minc	Common TF	6.08	523.13	0.00	10.69	533.82	728.13	30.00	0.00	758.13	1,291.95	11.95	1,303.90				
2007	JOHN W., ARTHUR T., & JOHN W. & JESSIE E. York*	Cemetery Minc	Common TF	29.88	5,113.78	0.00	52.55	5,166.33	1,940.00	147.46	0.00	1,187.46	6,353.79	58.77	6,412.56				
2016	DEBORAH A. BLOOMBERG*	Cemetery Minc	Common TF	1.18	0.00	250.00	0.01	0.00	250.01	1.18	0.00	1.18	251.19	2.32	253.51				
2016	FRED E. BLOOMBERG*	Cemetery Minc	Common TF	1.18	0.00	250.00	0.01	0.00	250.01	1.18	0.00	1.18	251.19	2.32	253.51				
Total Perpetual Care & For the Good of the Cemetery					100	10,362.71	1,000.00	167.73	11,530.44	9,254.24	477.70	0.00	9,731.94	21,262.38	186.67	21,449.05			
Total Cemetery					100	36,905.27	1,500.00	553.09	39,988.36	28,833.85	1,598.11	0.00	30,422.96	69,391.32	641.85	70,033.17			



MS-9 REPORT OF THE TRUST FUNDS OF THE TOWN OF KENSINGTON FOR THE CALENDAR YEAR ENDING 12/31/2016

Date Created	Name of Trust Fund	Purpose of Fund	How Invested	%	PRINCIPAL				INCOME			TOTAL		MARKET VALUE			
					Beginning Balance	Additions	Capital Gains/-Losses	Withdrawals	Ending Balance	Beginning Balance	Amount	Expended During Year	Ending Balance	Principal & Income	Unrealized Gain/Loss	Ending Market Value	
Capital Reserve Funds																	
1987	Highway Equipment	Equipmt Purchases	Common CRF	51.10	11,508.23	0.00	912.88	0.00	12,421.11	24,647.97	451.29	0.00	25,099.26	37,550.37	-177.02	37,403.35	
1987	Land & Buildings	Acquisition	Common CRF	13.11	5,889.71	0.00	234.20	0.00	6,043.91	3,466.32	115.81	0.00	3,562.13	9,626.04	-30.02	9,596.02	
1986	Roads	Maintenance	Common CRF	6.05	1,723.36	0.00	108.11	0.00	1,831.47	2,558.60	53.45	0.00	2,612.05	4,443.52	-13.86	4,429.66	
1995	Fire Dept. Equipmt	Purchases	Common CRF	29.51	19,150.69	0.00	527.22	0.00	19,677.91	1,791.31	280.67	0.00	1,991.98	21,669.89	-57.59	21,602.30	
1997	Police Cruiser	Purchases	Common CRF	0.22	97.87	0.00	3.95	0.00	101.83	58.79	1.97	0.00	60.76	162.59	-0.51	162.08	
1998	Revaluation	Future Need	Common CRF	0.00	0.97	0.00	0.03	0.00	1.00	0.31	0.00	0.00	0.31	1.31	0.00	1.31	
Total Capital Reserve Funds					100	38,290.83	0.00	1,786.40	0.00	40,077.23	32,463.30	883.19	0.00	33,346.49	73,423.72	-229.00	73,194.72
GRAND TOTAL: CAPITAL RESERVE FUNDS						38,290.83	0.00	1,786.40	0.00	40,077.23	32,463.30	883.19	0.00	33,346.49	73,423.72	-229.00	73,194.72
GRAND TOTAL: KENSINGTON						300,888.02	1,500.00	4,457.84	127.29	306,718.57	81,508.30	11,086.72	5,250.00	87,745.02	384,463.59	2,740.33	387,203.32

MS-9 REPORT OF THE TRUST FUNDS OF THE TOWN OF KENSINGTON FOR THE CALENDAR YEAR ENDING 12/31/2016

Date Created	Name of Trust Fund	Purpose of Fund	How Invested	%	PRINCIPAL				INCOME			TOTAL		MARKET VALUE			
					Beginning Balance	Additions	Capital Gains/-Losses	Withdrawals	Ending Balance	Beginning Balance	Amount	Expended During Year	Ending Balance	Principal & Income	Unrealized Gain/Loss	Ending Market Value	
General Trusts																	
1988	Highfield Farm Trust	Maintenance	Common TF	100.00	10,513.44	0.00	121.33	0.00	10,634.77	3,694.10	340.51	0.00	4,034.61	14,669.38	135.68	14,805.06	
Total General Trusts					100	10,513.44	0.00	121.33	0.00	10,634.77	3,694.10	340.51	0.00	4,034.61	14,669.38	135.68	14,805.06
Kensington School District																	
1992	Educational Trust	Grants	Common TF	4.06	8,215.34	0.00	79.02	0.00	8,294.36	1,107.71	223.45	0.00	1,331.16	9,626.12	88.03	9,715.15	
2007	John W. & Jessie E. York Scholarship Trust	Scholarships	Common TF	5.43	0.00	0.00	127.29	127.29	0.00	14,304.45	3,081.76	4,500.00	12,865.21	12,865.21	119.00	12,984.21	
2014	Bessie B. York & Faith N. York Educational Fund	Scholarships	Common TF	90.51	205,953.14	0.00	1,780.11	0.00	208,733.25	1,504.89	4,988.70	750.00	5,743.59	214,486.94	1,983.77	216,470.61	
Total Kensington School District					100	215,178.48	0.00	1,987.02	127.29	217,038.21	16,917.05	8,273.91	5,250.00	19,940.96	236,978.17	2,191.80	239,170.97
GRAND TOTAL: TRUST FUNDS						262,597.19	1,500.00	2,671.44	127.29	266,441.34	49,445.00	10,203.53	5,250.00	54,398.53	321,039.87	2,983.33	324,029.20

ANNUAL REPORT 2016



New Hampshire
Department of
Revenue Administration

2016
MS-10

REPORT OF COMMON TRUST FUND INVESTMENTS

Form Due Date: **March 1st (if operating on Calendar Year)**
September 1st (if operating on Fiscal Year)

Instructions

Cover Page

- Select the Municipality name from the pull down menu
- Enter the entities contact information
- Enter the preparer's information

Reporting:

- Please complete all fields as necessary for the *Report of the Common Trust Funds Investments, For the Year Ending, and Principal Only* sections

For Assistance Please Contact:

NH DRA Municipal and Property Division
Phone: (603) 230-5090
Fax: (603) 230-5947
<http://www.revenue.nh.gov/mun-prop/>

A hard copy of this form, as well as the signature page, must be sent to:

Department of Justice
Office of the Attorney General
33 Capitol Street
Concord, NH 03301-6397

ENTITY'S INFORMATION

Municipality:

County:

PREPARER'S INFORMATION

First Name

Last Name

Street No.

Street Name

Phone Number

Email (optional)

ANNUAL REPORT 2016



New Hampshire
Department of
Revenue Administration

2016
MS-10

KENSINGTON (239)

1. CERTIFY THIS FORM
Under penalties of perjury, I declare that I have examined the information contained in this form and to the best of my belief it is true, correct and complete.

Preparer's First Name	Preparer's Last Name	Date
Ann	Smith	2/2/17

2. SAVE AND EMAIL THIS FORM
Please save and e-mail the completed PDF form to your Municipal Services Advisor.

3. PRINT, SIGN, AND UPLOAD THIS FORM
This completed PDF form must be PRINTED, SIGNED, SCANNED, and UPLOADED onto the Municipal Tax Rate Setting Portal (MTRSP) at <http://proptax.org/nh/>. If you have any questions, please contact your Municipal Services Advisor.

TRUSTEE CERTIFICATION
Under penalties of perjury, I declare that I have examined the information contained in this form and to the best of my belief it is true, correct and complete.

Trustee of Trust Funds Signature	Trustee of Trust Funds Signature
Trustee of Trust Funds Signature	Trustee of Trust Funds Signature
Trustee of Trust Funds Signature	Trustee of Trust Funds Signature
Trustee of Trust Funds Signature	Trustee of Trust Funds Signature
Trustee of Trust Funds Signature	Trustee of Trust Funds Signature
Trustee of Trust Funds Signature	Trustee of Trust Funds Signature
Trustee of Trust Funds Signature	Trustee of Trust Funds Signature

Per RSA 31:38, copies of this report must also be provided to the governing body of the municipality and to the Attorney General at the following address:

Department of Justice
Office of the Attorney General
33 Capitol Street
Concord, NH 03301-6397

ANNUAL REPORT 2016



New Hampshire
Department of
Revenue Administration

2016
MS-10

REPORT OF COMMON TRUST FUND INVESTMENTS

Form Due Date: **March 1st (if operating on Calendar Year)**
September 1st (if operating on Fiscal Year)

Instructions

Cover Page

- Select the Municipality name from the pull down menu
- Enter the entities contact information
- Enter the preparer's information

Reporting:

- Please complete all fields as necessary for the *Report of the Common Trust Funds Investments, For the Year Ending, and Principal Only* sections

For Assistance Please Contact:

NH DRA Municipal and Property Division
Phone: (603) 230-5090
Fax: (603) 230-5947
<http://www.revenue.nh.gov/mun-prop/>

A hard copy of this form, as well as the signature page, must be sent to:

Department of Justice
Office of the Attorney General
33 Capitol Street
Concord, NH 03301-6397

ENTITY'S INFORMATION

Municipality:

County:

PREPARER'S INFORMATION

First Name

Last Name

Street No.

Street Name

Phone Number

Email (optional)

ANNUAL REPORT 2016

Town Of Kensington Report of the Trustees of Trust Funds For the Calendar Year Ending December 31, 2016

First Deposit	Name of Fund	Purpose of Fund	How Invested	PRINCIPAL			INCOME			TOTAL		
				Balance Beginning of Year	Additions- Withdraw Gain-Loss	Balance End of Year	Balance Beginning of Year	Net Income	Expended During Year	Balance End of Year	Principal & Income	Ending Market Value
CEMETERY												
1912-	Perpetual Care	Cemetery Mtn	Common TF	26,542.56	895.36	27,437.92	19,579.61	1,111.41	0.00	20,691.02	48,128.94	48,574.12
2016												
1944-	Perpetual Care & For the Good of the	Cemetery Mtn	Common TF	10,362.71	1,167.73	11,530.44	9,254.24	477.70	0.00	9,731.94	21,262.38	21,459.05
2016	Cemetery											
	Total Cemetery			36,905.27	2,063.09	38,968.36	28,833.85	1,589.11	0.00	30,422.96	69,391.32	70,033.17
GENERAL TRUSTS												
1998	Highfield Farm Trust	Maintenance	Common TF	10,513.44	121.33	10,634.77	3,694.10	340.51	0.00	4,034.61	14,665.38	14,805.06
	Total General Trusts			10,513.44	121.33	10,634.77	3,694.10	340.51	0.00	4,034.61	14,665.38	14,805.06
KENSINGTON SCHOOL DISTRICT												
1992	Educational Trust	Grants	Common TF	8,215.34	79.62	8,294.96	1,107.71	223.45	0.00	1,331.16	9,626.12	9,715.15
2007	John W. & Jessie E. York Scholarship Trust	Scholarships	Common TF	0.00	0.00	0.00	14,304.45	3,061.76	4,500.00	12,866.21	12,866.21	12,985.21
2014	Bessie B. York & Faith N. York Educational Fund	Scholarships	Common TF	206,963.14	1,780.11	208,743.25	1,504.89	4,988.70	750.00	5,743.59	214,486.84	216,470.61
	Total Kensington School District			215,178.48	1,859.73	217,038.21	16,917.05	8,273.91	5,250.00	19,940.96	236,979.17	239,170.97
CAPITAL RESERVE FUNDS												
1987	Highway Equipment	Equipmt Purchases	Common CRF	11,508.23	912.88	12,421.11	24,647.97	451.29	0.00	25,099.26	37,520.37	37,403.35
1987	Land & Buildings	Acquisition	Common CRF	5,809.71	234.20	6,043.91	3,466.32	115.81	0.00	3,582.13	9,626.04	9,596.02
1966	Roads	Maintenance	Common CRF	1,723.36	108.11	1,831.47	2,558.60	53.45	0.00	2,612.05	4,443.52	4,429.66
1985	Fire Dept. Equipmt	Purchases	Common CRF	19,150.69	527.22	19,677.91	1,731.31	260.67	0.00	1,991.98	21,669.89	21,602.30
1987	Police Cruiser	Purchases	Common CRF	97.87	3.96	101.83	58.79	1.97	0.00	60.76	162.59	162.08
1998	Revaluation	Future Need	Common CRF	0.97	0.03	1.00	0.31	0.00	0.00	0.31	1.31	1.31
	Total Capital Reserve Funds			38,208.83	1,766.40	40,077.23	32,463.30	883.19	0.00	33,346.49	73,423.72	73,194.72
	GRAND TOTALS:			300,888.02	5,830.55	306,718.57	81,908.30	11,086.72	5,250.00	87,745.02	394,463.59	397,203.92

**REPORT OF THE COMMON TRUST FUNDS INVESTMENTS OF THE
TOWN OF KENSINGTON
FOR THE CALENDAR YEAR ENDING 12/31/2016**

MS-10

Description of Investment (See Attached)	PRINCIPAL				INCOME			TOTAL		MARKET VALUE		
	Beginning Balance	Additions	Capital Gains/ -Losses	With- drawals	Ending Balance	Beginning Balance	Amount	Expended During Year	Ending Balance	Principal & Income	Unrealized Gain/Loss	Ending Market Value
NATC Common TF												
- Perpetual Care												
- Perpetual Care & For the Good of the Cemetery												
- General Trusts												
- Kensington School District												
** Total NATC Common TF	262,597.19	1,500.00	2,671.44	127.29	265,641.34	49,445.00	10,203.53	5,250.00	54,398.53	321,039.87	2,960.33	324,006.20
NATC Common CRF												
- Capital Reserve Funds												
** Total NATC Common CRF	38,290.83	0.00	1,786.40	0.00	40,077.23	32,463.30	883.19	0.00	33,346.49	73,423.72	-225.00	73,194.72
GRAND TOTAL	300,888.02	1,500.00	4,457.84	127.29	306,718.57	81,908.30	11,086.72	5,250.00	87,745.02	394,463.59	2,740.33	397,203.92

Fees and Expenses, if any, paid for Professional Brokerage Assistance (RSA 31:38-a, IV):

1. Name of Investment Advisor: Bearing Point Wealth Partners, 380 Lafayette Road, Suite D, Hampton, NH 03842 603-926-1775
2. All assets held at National Advisors Trust Company. See attached 12/31/2016 statements.
3. Investment management fees for Trust Funds in the amount of \$1,587.64 were paid from Trust Funds income.
4. Investment management fees for Capital Reserve Funds in the amount of \$363.13 were paid by the Town per RSA 35:9-a, II.

Cemetery Trustees Report 2016

Our Cemeteries, the Upper, Lower and Dearborn Extension are all looking very good thanks to the care and attention of Toby Hale. The stones are standing at reasonable attention and the trees seem to be behaving themselves, a rare relief. Mowing was halted for a while during the summer due to the pernicious drought, however, as time went by it was resumed with little noticeable damage. Harold Bragg and his Down to Earth crew did a fine final cleaning up of the last of the fall leaves. We are pleased that all is well with our burial grounds.

REMINDERS

Artificial flowers are not to be placed at gravesites. Wires cut accidentally by lawnmowers can cause serious injury to both the mower and the person mowing.

Christmas decorations should be removed by April 15th and Memorial Day decorations by November 1st. By following these guidelines, we hope to keep the cemetery looking well maintained.

The Cemetery Trustees must approve the size and location of headstones or markers before they are installed on the individual plots. Approval is also needed before planting any tree, shrub or other perennial.

The cemetery is closed to traffic and burials through the winter months, but will reopen in the spring as soon as road and frost conditions permit. The iron gates are closed all year, except for Memorial Day weekend.

BURIAL PROCEDURES

Every Town resident is entitled to a burial plot free at the time of his or her death. Kensington is the only town in New Hampshire that we know of that has established this privilege. There are two gravesites to a plot for a couple, one for a single person.

In the event of a death, the family should contact the town office, or one of the Cemetery trustees. If the family has not already selected a plot, the Cemetery trustees will assist them.

CREMATION

Increasingly people are choosing cremation; standard burial procedures need to be followed:

A trustee must be notified before burial of ashes.

The ashes must be placed in a permanent container (concrete, bronze or synthetic material).

A burial permit must be filed with the town clerk.

WINTER BURIALS

Due to weather, road conditions and frozen or muddy ground, the Dearborn Cemetery will not be open for winter burials. An exception will be considered at the discretion of the cemetery trustees, taking into account the amount of snow and ground condition. The town burial vault is available for storage until spring.

ANNUAL REPORT 2016

PERPETUAL CARE

Although the town has an annual budget to maintain the cemetery, it is not adequate to keep individual stones cleaned and in repair. This duty is the responsibility of the family, however, often there is no longer a family member residing in town and the stones fall into disrepair. Perpetual care is a fund established to help with this situation. The cemetery trustees urge families who have plots that do not yet have perpetual care established for them to do so soon. The suggested amount is \$250.00 per gravesite.

PROPOSED 2017 CEMETERY BUDGET

Budget Wages.....	10,000.00
Supplies.....	200.00
Fuel.....	200.00
Equipment Maintenance.....	250.00
Road Maintenance.....	250.00
Tree Maintenance.....	1,000.00
Stone Maintenance.....	500.00
Fence Maintenance.....	500.00
Total.....	12,900.00

If there are any questions, please contact one of the cemetery trustees below.

Respectfully submitted,

The Cemetery Trustees,

Carl Rezendes – 772-4508

Joan Webber – 778-1549

Richard Bates – 394-7760

Conservation Commission

Annual Report for the Kensington Conservation Commission 2016

Throughout 2016, the Commission continued to meet with Kensington land owners to discuss the conservation easement process. South East Land Trust (SELT) met with several land owners and the Commission committed funding appraisal costs for particular projects.

With the commitment of the Bodwell Family and SELT, the Bodwell land on the south side of Stumpfield Road has been permanently protected. SELT received funding from State of New Hampshire LCHIP and Moose Plate, Natural Resource Conservation Service, Lewis Family Conservation Foundation, Russell Farm & Forest Conservation Foundation, 1772 Foundation and Kensington's Conservation Fund. From the SELT website, residents will learn that "The Bodwell Family is responsible for maintaining a considerable share of open space and wildlife habitat across the landscape and New Hampshire Fish & Game's 2015 Wildlife Action Plan ranks the farm among its top three tiers of wildlife habitat." The Commission will be working with SELT in 2017 to conserve the north side of Stumpfield Road.

The Commission reviewed easement monitoring reports for conservation land off of Moulton Ridge Road and Cole easement off of Stumpfield Road. Conservation properties were monitored for ATV use which is not allowed on Meeting House Hill.

The Commission continued to investigate control of invasive phragmites in the Great Brook, visible from Route 150. Eliminating phragmites would involve at least three years of control whether sprayed or hand dug.

The Commission reviewed applications to disturb wetlands from private land owners and New Hampshire Department of Transportation and requested efforts to be made to avoid introduction of invasive species following State of New Hampshire Best Management Practices.

There is significant evidence that feeding of the Woolly Adelgid on hemlocks is affecting the canopy of trees on Wild Pasture Road. These insects will kill a tree in 4 to 10 years which is evident on Meeting House Hill conservation land off of Osgood Road. The Commission discussed insect control with the county forester who suggested cutting small diameter trees adjacent to trails. Given the restrictions on the property, cutting will be limited to immediately adjacent to the trails.

The Commission discussed cutting for wildlife and to remove diseased and damaged trees on the Hodges parcel. The Commission walked the property with forester Charlie Moreno and Society for Protection of New Hampshire Forests, who is the easement holder. Limited cutting would open the tree canopy and allow a more diverse tree species to be established. The Commission also investigated cutting along the field edge to control invasive species.

Conservation Commission

Planning Board Report

Honorable Board of Selectmen

Citizens of Kensington

The Planning Board had a very busy year. Meeting time on the 3rd Tuesday of the month was adjusted from 7:30pm to 7:00pm to allow more time to conduct planning board business.

The Planning Board reviewed requests for a 6 lot and a 2-lot subdivision. The town engineer's assistance was utilized for both. There was a site visit conducted for the 6-lot subdivision, as well as a joint planning board and selectmen's meeting to attempt to alleviate ongoing drainage problem.

The board also reviewed three lot line adjustment requests and completed 2 site plan reviews for driveway permits. Several special exception waivers and non-conforming use approvals were reviewed to make sure that they are still operating within designated parameters. A site plan review for a home occupation was completed and a gravel pit performance review was done.

The Planning Board met with the town Building Inspector a couple of times to review zoning book issues. The planning board finalized land use regulation changes to encompass storm water management regulations in an attempt to assist land owners in keeping their storm water runoff from causing trouble on their neighbor's properties. New non-conforming use provisions were incorporated into the town zoning regulations to clarify what a grandfathered commercial enterprise can do in a residentially zoned area, in compliance with new state statutes regarding same. The board revised lot line adjustment wording in the regulations in an attempt to make the process clearer.

Public hearings on the new state "Accessory Dwelling Unit" statutes and the new "National Sign" regulation laws were conducted and town zoning book regulations were developed to comply with the regulations with the assistance of the Rockingham Planning Commission.

The board approved the Rockingham Planning Commission contract and is very appreciative of all the assistance this commission provides to the Town of Kensington.

The board also appreciates the citizens of the Town of Kensington for their support at the voting booth in implementing the various regulatory change needed to comply with new state and federal laws and in reaction to the myriad of land use problems that develop over the years.

Respectfully submitted on behalf of the Planning Board,

Jim Thompson, Chairman

Historical Society Report

The Historical Society of Kensington NH Inc. celebrated its 45th year in 2015. It was incorporated on November 10, 1970.

Article 2 states:” The object for which this corporation is established is:

- To preserve the historical records of the town;
- To preserve and maintain its antiquities;
- To interest and encourage the younger generation in perpetuating the traditions of the town.”

We appreciate the help and support we receive from the people in Town and others that are interested in the Town.

We hope that maintenance of the structures that make the Town what it is will continue and the support to do so will come forth.

In the past two years, the Historical Society has made repairs, renovations and maintenance on both the outside (bricks, foundation and roof) and inside (scraping and painting) of the North Brick School House on Route 150. It was made possible by the hard work of the members, support and donations.

The Current Officers are:

President:	Lorraine O’Keefe
Vice President:	Elaine Bodwell
Secretary:	Joan Webber
Treasurer:	Holly McCann

Board of Directors:

Carl Rezendes
Janet MacQuarrie
Anna Seitz
Richard Fyler
Rudi Seitz
Frank Whittemore

Schedule of Town Property

Kensington

Owner Index Sorted by Parcel Location

Map	Lot	Sub	Owner	Parcel Location
000008	000016	000000	KENSINGTON, TOWN OF	AMESBURY REAR
000009	000009	000000	KENSINGTON, TOWN OF	AMESBURY REAR
000017	000018	000000	KENSINGTON, TOWN OF	AMESBURY REAR
000017	000024	000001	KENSINGTON, TOWN OF	AMESBURY ROAD
000008	000067	000000	KENSINGTON, TOWN OF	0 AMESBURY ROAD
000011	000034	000000	KENSINGTON, TOWN OF	63 AMESBURY ROAD
000011	000002	000000	KENSINGTON, TOWN OF	95 AMESBURY ROAD
000008	000014	000000	KENSINGTON, TOWN OF	109 AMESBURY ROAD
000011	000003	000000	KENSINGTON, TOWN OF	110 AMESBURY ROAD
000008	000028	000000	KENSINGTON, TOWN OF	113 AMESBURY ROAD
000008	000023	000000	KENSINGTON, TOWN OF	126 AMESBURY ROAD
000004	000004	000000	KENSINGTON, TOWN OF	11 BARTLETT ROAD
000010	000015	000000	KENSINGTON, TOWN OF	DEARBORN ROAD
000010	000016	000000	KENSINGTON, TOWN OF	DEARBORN ROAD
000010	000018	000000	KENSINGTON, TOWN OF	DEARBORN ROAD
000017	000026	000000	KENSINGTON, TOWN OF	GREAT MEADOWS
000017	000034	000000	KENSINGTON, TOWN OF	GREAT MEADOWS
000014	000018	000000	KENSINGTON, TOWN OF	GREAT MEADOWS
000011	000040	000020	KENSINGTON, TOWN OF	10 HOOSAC ROAD
000004	000044	000000	KENSINGTON, TOWN OF	37 MUDDY POND ROAD
000013	000007	000000	KENSINGTON, TOWN OF	259 N. HAVERHILL ROAD
000013	000001	000000	KENSINGTON, TOWN OF	274 N. HAVERHILL ROAD
000012	000006	000000	KENSINGTON, TOWN OF	6 OSGOOD ROAD
000012	000005	000001	KENSINGTON, TOWN OF	19 OSGOOD ROAD
000005	000012	000000	KENSINGTON, TOWN OF	211 SOUTH ROAD
000007	000019	000023	KENSINGTON, TOWN OF	STUMPFIELD REAR
000007	000020	00002A	KENSINGTON, TOWN OF	39 STUMPFIELD ROAD
000008	000028	000001	KENSINGTON, TOWN OF	12 TRUNDLE BED LANE
000008	000009	000000	KENSINGTON, TOWN OF	15 TRUNDLE BED LANE
000008	000010	000000	KENSINGTON, TOWN OF	18 TRUNDLE BED LANE

Trash and Recycling

Trash & Recycling Pickup is Every Tuesday beginning at 6:30am. Trash pickup will follow school closings. In the case of a school closing trash will be postponed until the following day. Please see the town website for updated instructions in inclement weather.

Each bag or container must have a trash sticker affixed to the top item, not the barrel. All items exceeding the weight limit, size, or otherwise not complying will not be picked up.

Hazardous waste is not acceptable, there are collection days offered once a year, see the town website for instructions and dates, they are usually May.

Any business putting out trash or recycling will not be picked up. This adds costs that exceed a normal household volume and contributes to higher taxes.

TRASH CONTAINER LIMITS

1. Waste must be contained in plastic bags or trash barrels, not to exceed a capacity of 32 gallons.
 - Cardboard boxes may NOT be used.
2. Waste must be placed at the end of the driveway by 6:00am on Tuesdays.
3. Weight of any container must not exceed **50 pounds**.
4. Each 32-gallon container/bag must have a Kensington Trash Sticker affixed to it, or top item in barrel. Stickers are available at the Town Office and Kensington Public Library.
5. NO Construction debris, brush or stumps will be picked up and no 55 gallon drums.
6. Residents may dispose of bulky items and other items that cannot be included with trash, such as motor oil, at the

Raymond Transfer Station Mon-Sat. 8am-4pm 895-6273

Fees and instructions are located on the town website at
www.town.kensington.nh.us.

***Any containers over 32 gallons or that exceed 50 lbs. will not be picked up. ***

RECYCLING

Recycling is now a comingled program. ♻️ Please do not bag your recyclable items.

DO NOT INCLUDE: Food Waste, Films, **Plastic Bags**, Plastic Wrap or **Styrofoam**, **Shredded Paper** (no material under 2" diameter). **No Paper towels or tissues.**

Do Recycle:

- Cardboard (broken down to manageable sizes), clean paper, dairy and juice containers, brown bags, newspaper, magazines, office paper, chopped paper above 2" diameter, books (hardcover removed).
- Plastic Bottles & Containers (1,2,3,4,5,6&7)
- Glass Bottles & Jars
- Metal Cans Steel tins, aluminum containers & cans

***No food waste or composted items, containers cleaned with no food residue. ***

JUNK CAR REGULATION

New Hampshire Statute requires anyone with two or more unregistered vehicles or old cars no longer intended or in condition for legal use on highways or used auto parts equal in bulk to two vehicles must obtain a license or be subject to a \$10.00 per day fine and a mandatory injunction to end the violation by Selectmen. New and used car dealers registered as such are not considered auto junk dealers but must remove junk cars from their premises within 180 days.

2015 Audit Report

**TOWN OF KENSINGTON, NEW HAMPSHIRE
FINANCIAL STATEMENTS
December 31, 2015**

TABLE OF CONTENTS

	<u>Page(s)</u>
INDEPENDENT AUDITOR'S REPORT	
MANAGEMENT'S DISCUSSION AND ANALYSIS	i-vi
BASIC FINANCIAL STATEMENTS	
EXHIBITS:	
A Statement of Net Position	1
B Statement of Activities	2
C Balance Sheet – Governmental Funds	3
D Statement of Revenues, Expenditures and Changes in Fund Balances – Governmental Funds	4
E Statement of Fiduciary Net Position – Fiduciary Funds	5
F Statement of Changes in Fiduciary Net Position - Fiduciary Funds	6
NOTES TO BASIC FINANCIAL STATEMENTS	7-24
REQUIRED SUPPLEMENTARY INFORMATION	
SCHEDULE:	
1 Schedule of Revenues, Expenditures and Changes in Fund Balance – Budget and Actual (Budgetary Basis) – General Fund	25
2 Schedule of Changes in the Town's Proportionate Share of the Net Pension Liability	26
3 Schedule of Town Contributions	27
NOTES TO REQUIRED SUPPLEMENTARY INFORMATION	28-29
SUPPLEMENTAL SCHEDULES	
SCHEDULES:	
A Combining Balance Sheet – Governmental Funds – All Nonmajor Funds	30
A-1 Combining Balance Sheet – Governmental Funds – All Nonmajor Special Revenue Funds	31
B Combining Statement of Revenues, Expenditures and Changes in Fund Balances – Governmental Funds – All Nonmajor Funds	32
B-1 Combining Statement of Revenues, Expenditures and Changes in Fund Balances – Governmental Funds – All Nonmajor Special Revenue Funds	33

Basis for Adverse Opinion on Governmental Activities

As discussed in Note 2 to the financial statements, management has not recorded a liability for other post-employment benefits in governmental activities and, accordingly, has not recorded an expense for the current period change in that liability. Accounting principles generally accepted in the United States of America require that other post-employment benefits attributable to employee services already rendered and that are not contingent on a specific event that is outside the control of the employer and employee be accrued as liabilities and expenses as employees earn the rights to the benefits, which would increase the liabilities, reduce the net position, and change the expenses of the governmental activities. The amount by which this departure would affect the liabilities, net position, and expenses of the governmental activities is not reasonably determinable.

Adverse Opinion

In our opinion, because of the significance of the matter described in the "Basis for Adverse Opinion on Governmental Activities" paragraph, the financial statements referred to previously do not present fairly the financial position of the governmental activities of the Town of Kensington, New Hampshire, as of December 31, 2015, or the changes in financial position thereof for the year then ended in accordance with accounting principles generally accepted in the United States of America.

Unmodified Opinions

In our opinion, the financial statements referred to above present fairly, in all material respects, the respective financial position of the major fund and the aggregate remaining fund information of the Town of Kensington, New Hampshire, as of December 31, 2015, and the respective changes in financial position thereof for the year then ended in accordance with accounting principles generally accepted in the United States of America.

Other Matters

Required Supplementary Information

Accounting principles generally accepted in the United States of America require that the management's discussion and analysis, budgetary comparison information, the schedule of changes in the Town's proportionate share of the net pension liability, and the schedule of the Town's contributions on pages i-vi and 26-30 be presented to supplement the basic financial statements. Such information, although not a part of the basic financial statements, is required by the Governmental Accounting Standards Board who considers it to be an essential part of financial reporting for placing the basic financial statements in an appropriate operational, economic, or historical context. We have applied certain limited procedures to the required supplementary information in accordance with auditing standards generally accepted in the United States of America, which consisted of inquiries of management about the methods of preparing the information and comparing the information for consistency with management's responses to our inquiries, the basic financial statements, and other knowledge we obtained during our audit of the basic financial statements. We do not express an opinion or provide any assurance on the information because the limited procedures do not provide us with sufficient evidence to express an opinion or provide any assurance.

Other Information

Our audit was conducted for the purpose of forming opinions on the financial statements that collectively comprise the Town of Kensington, New Hampshire's basic financial statements. The



CERTIFIED PUBLIC ACCOUNTANTS
608 Chestnut Street • Manchester, New Hampshire 03104
(603) 622-7070 • Fax: (603) 622-1452 • www.vachonclukay.com

INDEPENDENT AUDITOR'S REPORT

To the Board of Selectmen
Town of Kensington, New Hampshire

Report on the Financial Statements

We have audited the accompanying financial statements of the governmental activities, the major fund and the aggregate remaining fund information of the Town of Kensington, New Hampshire, as of and for the year ended December 31, 2015, and the related notes to the financial statements, which collectively comprise the Town's basic financial statements as listed in the table of contents.

Management's Responsibility for the Financial Statements

Management is responsible for the preparation and fair presentation of these financial statements in accordance with accounting principles generally accepted in the United States of America; this includes the design, implementation, and maintenance of internal control relevant to the preparation and fair presentation of financial statements that are free from material misstatement, whether due to fraud or error.

Auditor's Responsibility

Our responsibility is to express opinions on these financial statements based on our audit. We conducted our audit in accordance with auditing standards generally accepted in the United States of America. Those standards require that we plan and perform the audit to obtain reasonable assurance about whether the financial statements are free from material misstatement.

An audit involves performing procedures to obtain audit evidence about the amounts and disclosures in the financial statements. The procedures selected depend on the auditor's judgment, including the assessment of the risks of material misstatement of the financial statements, whether due to fraud or error. In making those risk assessments, the auditor considers internal control relevant to the entity's preparation and fair presentation of the financial statements in order to design audit procedures that are appropriate in the circumstances, but not for the purpose of expressing an opinion on the effectiveness of the entity's internal control. Accordingly, we express no such opinion. An audit also includes evaluating the appropriateness of accounting policies used and the reasonableness of significant accounting estimates made by management, as well as evaluating the overall presentation of the financial statements.

We believe that the audit evidence we have obtained is sufficient and appropriate to provide a basis for our audit opinions.

combining nonmajor fund financial statements are presented for purposes of additional analysis and are not a required part of the basic financial statements.

The combining nonmajor fund financial statements are the responsibility of management and were derived from and relate directly to the underlying accounting and other records used to prepare the basic financial statements. Such information has been subjected to the auditing procedures applied in the audit of the basic financial statements and certain additional procedures, including comparing and reconciling such information directly to the underlying accounting and other records used to prepare the basic financial statements or to the basic financial statements themselves, and other additional procedures in accordance with auditing standards generally accepted in the United States of America. In our opinion, the combining nonmajor fund financial statements are fairly stated, in all material respects, in relation to the basic financial statements as a whole.



Manchester, New Hampshire
October 4, 2016

TOWN OF KENSINGTON, NEW HAMPSHIRE MANAGEMENT'S DISCUSSION AND ANALYSIS Year Ending December 31, 2015

Presented herewith please find the Management Discussion & Analysis Report for the Town of Kensington for the year ending December 31, 2015. The responsibility for accuracy of the data, the completeness and fairness of this documentation (including all disclosures) rests with management. To the best of our knowledge and belief, the data contained herein is accurate in material aspects. This report and its content have been designed to fairly present the Town's financial position, including the result of operations of all the funds of the Town. All the disclosures necessary to enable and to assist the reader in acquiring an accurate understanding of the Town's financial activities have been included.

The Town's management is responsible for establishing accounting and internal control structures designed to ensure that the physical, data, informational, intellectual, and human resource assets of the Town are protected from loss, theft and misuse, and to ensure that adequate accounting information is maintained and reported in conformity with generally accepted accounting principles (GAAP). Management also strives to ensure that these assets are put to good and effective use. The internal control structure is designed to provide reasonable assurances that these objectives are attained.

Under the reporting provisions of the Governmental Accounting Standards Board's Statement No. 34 (GASB 34), this discussion and analysis provides some comparisons to prior years.

Overview of the Financial Statements

The financial statements presented herein include all of the activities of the Town of Kensington using the integrated approach as prescribed by GASB Statement 34.

This discussion and analysis is intended to serve as an introduction to the Town of Kensington's financial statements. The basic financial statements comprise three components:

1. Government-wide financial statements
2. Fund financial statements
3. Notes to the basic financial statements

Government-Wide Financial Statements

The government-wide financial statements are designed to provide readers with a broad overview of the Town's finances, in a manner similar to most private-sector companies.

The statement of net position presents information on all of the Town's assets, deferred outflows, liabilities and deferred inflows, with the difference reported as net position. Over time, increases and decreases in net position may serve as a useful indicator of whether the financial position of the Town is improving or deteriorating.

The statement of activities presents information showing how the Town's net position changed during the most recent fiscal year. All of the current year's revenue and expenses are taken into account regardless of when cash is received or paid.

ANNUAL REPORT 2016

TOWN OF KENSINGTON, NEW HAMPSHIRE
MANAGEMENT'S DISCUSSION AND ANALYSIS
 Year Ending December 31, 2015

TOWN OF KENSINGTON, NEW HAMPSHIRE
MANAGEMENT'S DISCUSSION AND ANALYSIS
 Year Ending December 31, 2015

Fund Financial Statements

A fund is a grouping of related accounts that is used to maintain the control over resources that have been segregated for specific activities or objectives. The Town uses fund accounting to ensure and to demonstrate compliance with finance-related legal requirements. The Town maintains two fund types: governmental and fiduciary funds.

Governmental funds are used to account for essentially the same functions reported as governmental activities in the government-wide financial statements. However, unlike the government-wide financial statements, governmental fund financial statements focus on near-term inflows and outflows of expendable resources, as well as on balances of expendable resources available at the end of the fiscal year. Such information may be useful in evaluating the Town's near-term financing requirements.

Because the focus of governmental funds is narrower than that of the government-wide financial statements, it is useful to compare the information presented for governmental funds with similar information presented for governmental activities in the government-wide financial statements. By doing so, our readers may better understand the long-term impact of the government's near-term financing decisions. Both the governmental fund balance sheet and the statement of revenues, expenditures and changes in fund balances provide a reconciliation to facilitate this comparison between the governmental activities statement of net position and statement of activities.

The Town maintains several individual government funds. Information is presented separately in the government fund balance sheet and the statement of revenues, expenditures and changes in fund balance for the General Fund, the Town's only major fund.

The Town adopts an annual appropriation budget for its governmental funds. A budgetary comparison has been provided for the General Fund to demonstrate compliance with this budget.

Fiduciary funds are used to account for resources held for the benefit of parties outside of the Town. Fiduciary funds are not reflected in the government-wide financial statements because the resources of those funds are not available to support the Town's own programs.

Notes to the Basic Financial Statements

The notes provide additional information that is essential to a full understanding of the data provided in the government-wide and fund financial statements.

Government-Wide Financial Analysis

Statement of Net Position

Net position of the Town of Kensington as of December 31, 2015 is as follows:

	2015	2014
Current and other assets:		
Capital assets	\$ 3,103,346	\$ 3,229,135
Other assets	4,143,146	4,569,716
Total assets	<u>7,246,492</u>	<u>7,798,851</u>
Deferred outflows of resources	39,372	42,828
Long term and other liabilities:		
Noncurrent liabilities	1,185,558	1,307,571
Other liabilities	2,607,654	2,808,456
Total liabilities	<u>3,793,192</u>	<u>4,116,027</u>
Deferred inflows of resources	91,213	76,336
Net position:		
Net investment in capital assets	2,849,086	2,950,089
Restricted	85,910	83,315
Unrestricted	466,463	315,912
Total net position	<u>\$ 3,401,459</u>	<u>\$ 3,349,316</u>

Statement of Activities

Change in net position for the year ending December 31, 2015 is as follows:

	2015	2014
Program revenues:		
Charges for services	\$ 180,128	\$ 183,153
Operating grants and contributions	89,974	56,969
General revenues:		
Property and other taxes	1,306,155	1,236,157
Licenses and permits	537,716	491,284
Intergovernmental revenue	101,612	101,869
Interest and investment earnings	1,747	2,078
Miscellaneous	28,509	77,237
Total revenues	<u>2,245,841</u>	<u>2,148,747</u>

**TOWN OF KENSINGTON, NEW HAMPSHIRE
MANAGEMENT'S DISCUSSION AND ANALYSIS**
Year Ending December 31, 2015

	<u>2015</u>	<u>2014</u>
Program expenses:		
General government	665,738	607,464
Public safety	591,158	568,619
Highways and streets	495,505	283,187
Sanitation	131,531	140,658
Health and welfare	30,203	26,570
Culture and recreation	258,088	251,215
Conservation	-	-
Interest and fiscal charges	21,475	22,943
Total expenses	<u>2,193,698</u>	<u>1,900,656</u>
Excess (deficiency) before contributions to permanent fund principal	52,143	248,091
Contributions to permanent fund principal		
Change in net position	52,143	248,091
Net position - beginning of year	3,349,316	3,731,340
Restatement due to GASB 68	(630,115)	-
Net position - ending of year	<u>\$ 3,401,459</u>	<u>\$ 3,349,316</u>

Town of Kensington Activities

Net position for the prior year has been restated due to the implementation of GASB 68 for net pension liability, as noted above. The Town's net position increased \$52,143 during the current year.

The General Fund shows a fund balance of \$1,078,166. This is an increase of \$238,717 from the prior year.

The total fund balance of \$423,900 in the other governmental funds is restricted for the purposes of the individually established fund. The total fund balance in the other governmental funds increased \$9,168 from December 31, 2014.

Capital Assets

The Town considers a capital asset to be an asset whose cost exceeds \$5,000 and has a useful life of greater than one year. Assets are depreciated using the straight-line method over the course of their estimated useful lives.

The Town's investment in capital assets for its governmental activities as of December 31, 2015 is \$5,307,862. However, this only includes infrastructure (roads, bridges etc.) of \$1,902,843 acquired since 2004 as those asset types acquired prior to that date were not recorded. Accumulated depreciation amounts to \$2,204,516, leaving a net book value of \$3,103,346. This investment in capital assets includes equipment and real property. Lease vehicles and equipment before depreciation as of December 31, 2015 was \$437,836.

**TOWN OF KENSINGTON, NEW HAMPSHIRE
MANAGEMENT'S DISCUSSION AND ANALYSIS**
Year Ending December 31, 2015

Long-Term Obligations

During 2015 the Town had a net decrease in general obligation bonds in governmental activities of \$40,000, as a result of scheduled payments on existing debt. Capital lease obligations in the governmental activities experienced a net decrease of \$24,786, as a result of scheduled payments on existing capital leases and a new lease entered into during the year. See Note 6 to the basic financial statements for a detail of activity.

General Fund Budgetary Highlights

Budgetary information for the General Fund is included in the Required Supplementary Information section.

Actual revenues on the budgetary basis were greater than the budgeted amount by \$116,699. The Town brought in additional revenues from licenses and permits of \$43,716 and in taxes of \$70,848.

The Town underspent its budget by \$66,205.

Economic Factors

The Town continues to be in good financial condition with little long-term debt and a stable General Fund balance.

In 2015 the Town made the third payment of \$60,740 on the 2013 HME SFO Fire Engine which was put into service in July 2013.

In 2015 there were multiple properties that made improvements to their existing homes, including the addition of Solar Arrays.

In 2015 the Police Chief Scott Sanders and the Emergency Management Director, Robert Gustafson acquired many grants for their departments totaling \$17,083.41. Thank you for all of your efforts.

In 2015 the Local Government Center issued refunds to the Town and Employees participating in the insurance program which totaled \$16,268.83.

The Selectmen petitioned Superior Court to be able to hold a Special Town Election, the court granted the request and the election was held on November 3, 2015. The purpose of this election was to fund the renovation of the existing town hall. The vote was in the affirmative 373 to 46, with 420 residents voting. The town received a donation in the amount of \$150,000 and used the unassigned fund balance to fund the rest of the project up to \$600,000.

The Police Department purchased Watch Guard body-worn cameras for the department through Warrant Article 6, not to exceed \$29,152.00

The Selectmen were able to keep the Operating Budget lower than the Default, which resulted in the operating budget being accepted by the voters.

ANNUAL REPORT 2016

EXHIBIT A
TOWN OF KENSINGTON, NEW HAMPSHIRE
Statement of Net Position
 December 31, 2015

MANAGEMENT'S DISCUSSION AND FINANCIAL STATEMENT
TOWN OF KENSINGTON, NEW HAMPSHIRE
 Year Ending December 31, 2015

ASSETS	Governmental Activities
Current Assets:	
Cash and cash equivalents	\$ 3,102,553
Investments	759,215
Taxes receivable	262,665
Accounts receivable, net	18,713
Total Current Assets	<u>4,143,146</u>
Noncurrent Assets:	
Capital assets:	
Non-depreciable capital assets	1,093,634
Depreciable capital assets, net	2,009,712
Total Noncurrent Assets	<u>3,103,346</u>
Total Assets	<u>7,246,492</u>
DEFERRED OUTFLOWS OF RESOURCES	
Deferred outflows attributable to pensions	39,372
Total Deferred Outflows of Resources	<u>39,372</u>
LIABILITIES	
Current Liabilities:	
Accounts payable	35,024
Accrued expenses	17,759
Due to other governments	2,442,052
Deposits	3,382
Current portion of bonds payable	41,459
Current portion of capital leases payable	67,978
Total Current Liabilities	<u>2,607,654</u>
Noncurrent Liabilities:	
Bonds payable	443,134
Capital leases payable	186,282
Net pension liability	536,122
Total Noncurrent Liabilities	<u>1,185,538</u>
Total Liabilities	<u>3,793,192</u>
DEFERRED INFLOWS OF RESOURCES	
Unearned revenue	125
Deferred outflows attributable to pensions	91,088
Total Deferred Inflows of Resources	<u>91,213</u>
NET POSITION	
Net investment in capital assets	2,849,086
Restricted	85,910
Unrestricted	466,463
Total Net Position	<u>\$ 3,401,459</u>

See accompanying notes to the basic financial statements

ANNUAL REPORT 2016

EXHIBIT C
TOWN OF KENSINGTON, NEW HAMPSHIRE
Balance Sheet
Governmental Funds
December 31, 2015

	General Fund	Nonmajor Governmental Funds	Total Governmental Funds
ASSETS			
Cash and cash equivalents	\$ 3,101,580	\$ 973	\$ 3,102,553
Investments	450,016	309,199	759,215
Taxes receivable	262,665		262,665
Accounts receivable, net	1,165	17,548	18,713
Due from other funds		96,180	96,180
Total Assets	3,815,426	423,900	4,239,326
DEFERRED OUTFLOWS OF RESOURCES			
Total Deferred Outflows of Resources	\$ 3,815,426	\$ 423,900	\$ 4,239,326
Total Assets and Deferred Outflows of Resources	\$ 3,815,426	\$ 423,900	\$ 4,239,326
LIABILITIES			
Accounts payable	\$ 35,024		\$ 35,024
Accrued expenses	6,500		6,500
Due to other governments	2,442,052		2,442,052
Due to other funds	96,180		96,180
Deposits	3,382		3,382
Total Liabilities	2,583,138	-	2,583,138
DEFERRED INFLOWS OF RESOURCES			
Unearned tax revenue	154,122		154,122
Total Deferred Inflows of Resources	154,122	-	154,122
FUND BALANCES			
Nonspendable		35,466	35,466
Restricted	49,577	42,731	92,308
Committed	596,634	345,703	942,337
Assigned	62,571		62,571
Unassigned	369,384		369,384
Total Fund Balances	1,078,166	423,900	1,502,066
Total Liabilities, Deferred Inflows of Resources, and Fund Balances	\$ 3,815,426	\$ 423,900	\$ 4,239,326

Amounts reported for governmental activities in the statement of net position are different because:

Capital assets used in governmental activities are not financial resources and, therefore, are not reported in the funds

Property taxes are recognized on an accrual basis in the statement of net position, not the modified accrual basis

Deferred outflows of resources and deferred inflows of resources that do not require or provide the use of current financial resources are not reported within the funds:

Deferred outflows of resources attributable to net pension liability

Deferred inflows of resources attributable to net pension liability

Long-term liabilities are not due and payable in the current period and, therefore, are not reported in the funds. Long-term liabilities at year end consist of:

Net pension liability	(556,122)
Bonds payable	(484,593)
Capital leases payable	(254,260)
Accrued interest on long-term obligations	(11,259)
Net position of governmental activities	\$ 3,401,459

See accompanying notes to the basic financial statements

EXHIBIT B
TOWN OF KENSINGTON, NEW HAMPSHIRE
Statement of Activities
For the Year Ended December 31, 2015

Functions/Programs	Expenses	Program Revenues	Operating Grants and Contributions	Net (Expense) Revenue and Changes in Net Position
Governmental Activities:				
General government	\$ 665,738	\$ 104,860	\$ 17,084	\$ (665,738)
Public safety	591,158			(469,214)
Highways and streets	495,505		72,890	(422,615)
Sanitation	131,531	6,690		(124,841)
Health and welfare	30,203			(30,203)
Culture and recreation	258,088	68,578		(189,510)
Debt service	21,475			(21,475)
Total Governmental Activities	\$ 2,193,698	\$ 180,128	\$ 89,974	(1,923,596)
General Revenues:				
Property and other taxes				1,306,155
Licenses and permits				537,716
Grants and contributions:				
Rooms and meals tax distribution				101,612
Interest and investment earnings				1,747
Miscellaneous				28,509
Total General Revenues				1,975,739
Change in Net Position				52,143
Net Position at beginning of year - as restated				3,349,316
Net Position at end of year				\$ 3,401,459

ANNUAL REPORT 2016

EXHIBIT D
TOWN OF KENSINGTON, NEW HAMPSHIRE
Statement of Revenues, Expenditures and Changes in Fund Balances
Governmental Funds
 For the Year Ended December 31, 2015

	General Fund	Nonmajor Governmental Funds	Total Governmental Funds
Revenues:			
Taxes	\$ 1,465,658		\$ 1,465,658
Licenses and permits	537,716		537,716
Intergovernmental	191,586		191,586
Charges for services	8,037	\$ 159,556	167,593
Interest and investment income	984	763	1,747
Miscellaneous	25,972	12,535	38,507
Total Revenues	<u>2,229,953</u>	<u>172,854</u>	<u>2,402,807</u>
Expenditures:			
Current operations:			
General government	529,154		529,154
Public safety	596,576	87,845	684,421
Highways and streets	381,315		381,315
Sanitation	131,531		131,531
Health and welfare	30,203		30,203
Culture and recreation	154,676	75,841	230,517
Capital outlay	131,708		131,708
Debt service:			
Principal retirement	40,000		40,000
Interest and fiscal charges	23,962		23,962
Total Expenditures	<u>2,019,125</u>	<u>163,686</u>	<u>2,182,811</u>
Excess revenues over expenditures	<u>210,828</u>	<u>9,168</u>	<u>219,996</u>
Other financing sources:			
Proceeds from capital leases	27,889		27,889
Total other financing sources	<u>27,889</u>	<u>-</u>	<u>27,889</u>
Net change in fund balances	238,717	9,168	247,885
Fund balances at beginning of year	839,449	414,732	1,254,181
Fund balances at end of year	<u>\$ 1,078,166</u>	<u>\$ 423,900</u>	<u>\$ 1,502,066</u>

TOWN OF KENSINGTON, NEW HAMPSHIRE
Reconciliation of the Statement of Revenues, Expenditures
and Changes in Fund Balances of Governmental Funds
to the Statement of Activities
 For the Year Ended December 31, 2015

Net Change in Fund Balances--Total Governmental Funds	\$ 247,885
Amounts reported for governmental activities in the statement of activities are different because:	
Governmental funds report capital outlays as expenditures. However, in the statement of activities, the cost of those assets is allocated over their estimated useful lives as depreciation expense. This is the amount by which depreciation expense exceeded capital outlay in the current period.	(128,326)
Revenues in the statement of activities that do not provide current financial resources are not reported as revenues in the funds.	(159,503)
Repayment of principal on bonds and capital leases is an expenditure in the governmental funds, but the repayment reduces long-term liabilities in the statement of net position.	92,675
Governmental funds report the effect of bond issuance premiums when debt is first issued, whereas these amounts are deferred and amortized in the statement of activities.	1,599
Proceeds from capital leases are an other financing source in the funds, but a capital lease increases long-term liabilities in the statement of net position.	(27,889)
Governmental funds only report the disposal of assets to the extent proceeds are received from the sale. In the statement of activities, a gain or loss is reported for each disposal. This is the amount of the gain of disposed capital assets reduced by the actual proceeds received from the sale of capital assets.	2,537
In the statement of activities, interest is accrued on outstanding bonds and capital leases, whereas in governmental funds, an interest expenditure is reported when due.	888
Governmental funds report pension contributions as expenditures. However, in the statement of activities, pension expense reflects the change in net pension liability and related deferred outflows and inflows of resources, and does not require the use of current financial resources. This is the amount by which pension contributions exceeded pension expense in the current period.	22,277
Change in Net Position of Governmental Activities	<u>\$ 52,143</u>

EXHIBIT E
TOWN OF KENSINGTON, NEW HAMPSHIRE
Statement of Fiduciary Net Position
Fiduciary Funds
 December 31, 2015

	Private- Purpose Trust Funds
ASSETS	
Investments	\$ 227,015
Total Assets	<u>227,015</u>
DEFERRED OUTFLOWS OF RESOURCES	
Total Deferred Outflows of Resources	-
LIABILITIES	
Total Liabilities	-
DEFERRED INFLOWS OF RESOURCES	
Total Deferred Inflows of Resources	-
NET POSITION	
Held in trust	227,015
Total Net Position	<u>\$ 227,015</u>

EXHIBIT F
TOWN OF KENSINGTON, NEW HAMPSHIRE
Statement of Changes in Fiduciary Net Position
Fiduciary Funds
 For the Year Ended December 31, 2015

	Private- Purpose Trust Funds
ADDITIONS:	
Contributions:	
Private donations	\$ 9,808
Total Contributions	<u>9,808</u>
Investment earnings:	
Interest	8,275
Realized gains on investments	2,001
Net (decrease) in the fair value of investments	(10,343)
Total Investment Earnings	<u>(67)</u>
Total Additions	<u>9,741</u>
DEDUCTIONS:	
Benefits	12,000
Total Deductions	<u>12,000</u>
Change in net position	(2,259)
Net Position at beginning of year	229,274
Net Position at end of year	<u>\$ 227,015</u>

**TOWN OF KENSINGTON, NEW HAMPSHIRE
NOTES TO BASIC FINANCIAL STATEMENTS (CONTINUED)
For the Year Ended December 31, 2015**

separate column. Nonmajor funds are aggregated and presented in a single column. The fiduciary funds are reported by type.

Fund Accounting

The Town uses funds to maintain its financial records during the year. A fund is defined as a fiscal and accounting entity with a self-balancing set of accounts. The Town employs the use of two categories of funds: governmental and fiduciary.

1. Governmental Funds:

Governmental funds are those through which most governmental functions typically are financed. Governmental fund reporting focuses on the sources, uses and balances of current financial resources. Expendable assets are assigned to the various governmental funds according to the purposes for which they may or must be used. Current liabilities are assigned to the fund from which they will be paid. The difference between governmental fund assets and deferred outflows of resources less liabilities and deferred inflows of resources is reported as fund balance. The following is the Town's major governmental fund:

The *General Fund* is the main operating fund of the Town and is used to account for all financial resources except those required to be accounted for in another fund.

2. Fiduciary Funds:

Fiduciary fund reporting focuses on net position and changes in net position. The fiduciary fund category is comprised of private-purpose trust funds. Private-purpose trust funds are used to account for assets held by the Town under a trust agreement for individuals, private organizations, or other governments and are therefore not available to support the Town's own programs. The Town's single private purpose trust fund accounts for grants and scholarship funds of the School District.

Measurement Focus

1. Government-Wide Financial Statements:

The government-wide financial statements are prepared using the economic resources measurement focus. All assets, deferred outflows of resources, liabilities, and deferred inflows of resources associated with the operation of the Town are included on the Statement of Net Position.

2. Fund Financial Statements:

All governmental funds are accounted for using a flow of current financial resources measurement focus. With this measurement focus, only current assets, deferred outflows of resources, current liabilities and deferred inflows of resources are included on the balance sheet. The statement of revenues, expenditures and changes in fund balances reports on the sources (i.e., revenues and other financing sources) and uses (i.e., expenditures and other financing uses) of current financial resources. This approach differs from the manner in which the governmental activities of the government-wide financial statements are prepared. Governmental fund financial statements therefore include a reconciliation with brief explanations to better

**TOWN OF KENSINGTON, NEW HAMPSHIRE
NOTES TO BASIC FINANCIAL STATEMENTS
For the Year Ended December 31, 2015**

NOTE 1—SUMMARY OF SIGNIFICANT ACCOUNTING POLICIES

The accounting policies of the Town of Kensington, New Hampshire conform to accounting principles generally accepted in the United States of America for local governmental units, except as indicated hereinafter. The following is a summary of significant accounting policies.

Financial Reporting Entity

The Town of Kensington, New Hampshire (the Town) was incorporated in 1737. The Town operates under the Town Meeting/Board of Selectmen form of government and performs local governmental functions authorized by State law.

The financial statements include those of the various departments governed by the Board of Selectmen and other officials with financial responsibility. The Town has no other separate organizational units, which meet criteria for inclusion in the financial statements as defined by the Governmental Accounting Standards Board (GASB).

Basix of Presentation

The Town's basic financial statements consist of government-wide statements, including a statement of net position and a statement of activities, and fund financial statements which provide a more detailed level of financial information.

1. Government-Wide Financial Statements:

The statement of net position and the statement of activities display information about the Town as a whole. These statements include the financial activities of the primary government, except for fiduciary funds.

The statement of net position presents the financial condition of the governmental activities of the Town at year end. The statement of activities presents a comparison between direct expenses and program revenues for each program or function of the Town's governmental activities. Direct expenses are those that are specifically associated with a service, program or department and therefore clearly identifiable to a particular function. Program revenues include charges paid by the recipient of the goods or services offered by the program, grants and contributions that are restricted to meeting the operational or capital requirements of a particular program and interest earned on grants that are required to be used to support a particular program. Revenues which are not classified as program revenues are presented as general revenues of the Town. The comparison of direct expenses with program revenues identifies the extent to which each governmental function is self-financing or draws from the general revenues of the Town.

2. Fund Financial Statements:

During the year, the Town segregates transactions related to certain Town functions or activities in separate funds in order to aid financial management and to demonstrate legal compliance. Fund financial statements are designed to present financial information of the Town at this more detailed level. The focus of governmental fund financial statements is on major funds. Each major fund is presented in a

**TOWN OF KENSINGTON, NEW HAMPSHIRE
NOTES TO BASIC FINANCIAL STATEMENTS (CONTINUED)
For the Year Ended December 31, 2015**

3. Expenses/Expenditures:

On the accrual basis of accounting, expenses are recognized at the time they are incurred.

The measurement focus of governmental fund accounting is on decreases in net financial resources (expenditures) rather than expenses. Expenditures are generally recognized in the accounting period in which the related fund liability is incurred, if measurable. Allocations of cost, such as depreciation and amortization are not recognized in governmental funds.

Budgetary Data

The Town's budget represents functional appropriations as authorized by annual or special Town meetings. The Selectmen may transfer funds between operating categories as they deem necessary. The Town adopts its budget under State regulations, which differ somewhat from accounting principles generally accepted in the United States of America in that the focus is on the entire governmental unit rather than on the basis of fund types.

State law requires balanced budgets but permits the use of beginning fund balance to reduce the property tax rate. For the year ended December 31, 2015, the Town did not apply fund balance to reduce taxes.

Investments

Investments are stated at their fair value in all funds. Certificates of deposit and repurchase agreements with a maturity of greater than ninety days from the date of issuance are included in investments.

Accounts Receivable

Accounts receivable are reported at their net realizable value, which is the amount expected to be collected within the next fiscal year. Accounts receivable within the Nonmajor Governmental Funds are reported net of an allowance for uncollectable ambulance receivables. Management considers the age of outstanding receivable balances in estimating the allowance for uncollectable receivables. As of December 31, 2015, the allowance for uncollectable ambulance receivables was \$13,634.

Capital Assets

General capital assets result from expenditures in the governmental funds. These assets are reported in the government-wide statement of net position, but are not reported in the governmental fund financial statements.

All capital assets, including infrastructure and intangible assets are capitalized at cost (or estimated historical cost) and updated for additions and retirements during the year. Donated capital assets are recorded at their estimated fair value as of the date received.

The Town maintains a capitalization threshold of \$5,000. Improvements are capitalized; the costs of normal maintenance and repairs that do not add to the value of the asset or materially extend an asset's life are not. Infrastructure acquired prior to January 1, 2004 is not reported as permitted by the Governmental Accounting Standards Board.

**TOWN OF KENSINGTON, NEW HAMPSHIRE
NOTES TO BASIC FINANCIAL STATEMENTS (CONTINUED)
For the Year Ended December 31, 2015**

identify the relationship between the government-wide statements and the statements for governmental funds.

The private purpose trust funds are reported using the economic resources measurement focus.

Basis of Accounting

Basis of accounting determines when transactions are recorded in the financial records and reported on the financial statements. Government-wide financial statements are prepared using the accrual basis of accounting. Fiduciary funds also use the accrual basis of accounting. Governmental funds use the modified accrual basis of accounting. Differences in the accrual and the modified accrual basis of accounting arise in the recognition of revenue, the recording of unearned revenue, and in the presentation of expenses versus expenditures.

1. Revenues – Exchange and Non-exchange Transactions:

Revenue resulting from exchange transactions, in which each party gives and receives essentially equal value, is recorded on the accrual basis when the exchange takes place. On a modified accrual basis, revenue is recorded in the year in which the resources are measurable and become available. Available means that the resources will be collected within the current year or are expected to be collected soon enough thereafter to be used to pay liabilities of the current year. For the Town, available means expected to be received within sixty days of year end.

Non-exchange transactions, in which the Town receives value without directly giving equal value in return, include property taxes, grants, entitlements and donations. On an accrual basis, revenue from property taxes is recognized in the year for which the taxes are levied (see Note 3). Revenue from grants, entitlements and donations is recognized in the year in which all eligibility requirements have been satisfied. Eligibility requirements include timing requirements, which specify the year when the resources are required to be used or the year when use is first permitted; matching requirements, in which the Town must provide local resources to be used for a specified purpose; and expenditure requirements, in which the resources are provided to the Town on a reimbursement basis. On a modified accrual basis, revenue from non-exchange transactions must also be available before it can be recognized.

Under the modified accrual basis, the following revenue sources are considered to be both measurable and available at year end: property taxes, charges for services, and interest on investments.

Licenses and permits and miscellaneous revenues are recorded as revenues when received in cash because they are generally not measurable until actually received.

2. Unearned Revenue:

Unearned revenue arises when assets are recognized before revenue recognition criteria have been satisfied. Grants and entitlements received before the eligibility requirements are met are recorded as advances from grantor. On governmental fund financial statements, receivables that will not be collected within the available period have also been reported as unearned revenue.

ANNUAL REPORT 2016

**TOWN OF KENSINGTON, NEW HAMPSHIRE
NOTES TO BASIC FINANCIAL STATEMENTS (CONTINUED)
For the Year Ended December 31, 2015**

Net Position

Net position represents the difference between assets and deferred outflows of resources, and liabilities and deferred inflows of resources. Net investment in capital assets consists of capital assets, net of accumulated depreciation, reduced by the outstanding balances on any borrowings used for the acquisition, construction or improvement of those assets. Net position is reported as restricted when there are limitations imposed on their use either through the enabling legislation adopted by the Town or through external restrictions imposed by creditors, grantors or laws or regulations of other governments. Unrestricted net position is the net amount of the assets, deferred outflows of resources, liabilities and deferred inflows of resources that are not included in the determination of net investment in capital assets or the restricted components of net position.

The Town's policy is to first apply restricted resources when an expense is incurred for purposes for which both restricted and unrestricted net positions is available.

Fund Balance Policy

The Town segregates fund balance into five classifications: Nonspendable, Restricted, Committed, Assigned, and Unassigned. These components of fund balance are defined as follows:

- **Nonspendable Fund Balance:** Amounts that are not in a spendable form or are required to be maintained intact.
- **Restricted Fund Balance:** Amounts constrained to specific purposes stipulated by external resource providers or through enabling legislation. Restrictions may be changed or lifted only with the consent of the resource providers or by the enabling legislation.
- **Committed Fund Balance:** Amounts that can be used only for the specific purposes determined by a formal action of the Town's highest level of decision making authority (annual Town Meeting). Commitments may be changed or lifted only by the governing body taking the same formal action that imposed the constraint originally. The governing body's actions must either be approved or rescinded, as applicable, prior to the last day of the fiscal year for which the commitment is made. The amount subject to the constraint may be determined in the subsequent period.
- **Assigned Fund Balance:** Amounts the Town intends to use for specific purposes; intent can be expressed by the governing body or by an official or body to which the governing body delegates the authority.
- **Unassigned Fund Balance:** Amounts that are available for any purpose; these amounts are reported only in the General Fund and any fund with a deficit fund balance.

As of December 31, 2015 the Town has not adopted a fund balance policy.

In instances where expenditures are incurred for purposes for which both restricted and unrestricted fund balance is available, restricted fund balance is considered to have been spent first. When expenditures are incurred for purposes for which amounts in any of the unrestricted fund balance classification can be used, committed amounts should be reduced first, followed by assigned amounts then unassigned amounts.

**TOWN OF KENSINGTON, NEW HAMPSHIRE
NOTES TO BASIC FINANCIAL STATEMENTS (CONTINUED)
For the Year Ended December 31, 2015**

All reported capital assets except for land and construction in progress are depreciated. Improvements are depreciated over the remaining useful lives of the related capital assets. Depreciation is computed using the straight-line method over the following useful lives:

Description	Years
Land improvements	5-20
Buildings and improvements	15-40
Vehicles and equipment	3-20
Infrastructure	15
Intangible assets	10

Compensated Absences

Town employees may accumulate sick leave days up to a maximum of sixty days per year. No payment for unused sick leave is made upon termination. Town employees earn vacation at one week to four weeks per year dependent on length of service. No employee may carry over unused vacation time from one year to the next, without selectment approval. Vacation time will be paid upon termination.

For governmental fund financial statements, compensated absences are reported as liabilities and expenditures as payments come due each period upon the occurrence of employee death or retirement. The entire compensated absence liability, if any, is reported on the government-wide financial statements.

Bond Premium

Bond premiums are amortized as a component of interest expense over the life of the related bond using the effective interest rate method. Bonds payable are reported in the accompanying financial statements gross of any applicable unamortized bond premiums.

Accrued Liabilities and Long-Term Obligations

Except for the obligation for other post-employment benefits (see Note 2), all payables, accrued liabilities, and long-term obligations are reported in the government-wide financial statements. In general, governmental fund payables and accrued liabilities that, once incurred, are paid in a timely manner and in full from current resources are reported as obligations of the funds. Long-term obligations that will be paid from governmental funds are recognized as a liability in the fund financial statements when due.

Pensions

During the year ended December 31, 2015, the Town adopted Governmental Accounting Standards Board (GASB) Statement No. 68 - *Accounting and Financial Reporting for Pensions*. For purposes of measuring the net pension liability, deferred outflows of resources and deferred inflows of resources related to pensions, and pension expense, information about the fiduciary net position of the New Hampshire Retirement System (NHRS) and additions to/deductions from NHRS's fiduciary net position have been determined on the same basis as they are reported by NHRS. For this purpose, benefit payments (including refunds of employee contributions) are recognized when due and payable in accordance with the benefit terms.

ANNUAL REPORT 2016

**TOWN OF KENSINGTON, NEW HAMPSHIRE
NOTES TO BASIC FINANCIAL STATEMENTS (CONTINUED)
For the Year Ended December 31, 2015**

Responsibility for the investments of the Trust Funds is with the Trustee of Trust Funds. The trust funds are invested under the Prudent Man Rule per NH RSA 31:25-b.

Interest Rate Risk

Interest rate risk is the risk that changes in market interest rates will adversely affect the fair value of an investment. Generally, the longer the maturity of an investment, the greater the sensitivity of its fair value to changes in market interest rates. The Town's policy for managing interest rate risk is to structure investments so that maturities meet the cash requirements of operations. The Town uses the New Hampshire Public Deposit Investment Pool for the majority of its investments. The Trust fund policy is to optimize earnings while minimizing risk. This is done by focusing on more long term investments for those funds that do not require immediate funds for various projects.

As of December 31, 2015, the Town's trust fund investments could be broken down into the following remaining maturities:

Investment Type	Remaining Maturity (In Years)			
	Fair Value	0-1 Years	1-5 Years	> 5 Years
Fixed income mutual funds	\$244,498	\$103,853	\$140,645	

Custodial Credit Risk

Custodial credit risk for deposits is the risk that in the event of a bank failure, the Town's deposits may not be returned to it. The Town's policy states that full collateralization will be required on nonnegotiable certificates of deposit and repurchase agreements. Of the Town's deposits with financial institutions at year end, \$2,845,387 was collateralized by securities held by the bank in the bank's name.

As of December 31, 2015, the Trust funds investments in the following investment types were held by the same counterparty that was used to buy the securities:

Investment Type	Reported Amount
Fixed income mutual funds	\$ 244,498
Equity mutual funds	122,032
Money market funds	10,068
	<u>\$ 376,598</u>

Credit Risk

Generally, credit risk is the risk that an issuer of an investment will not fulfill its obligation to the holder of the investment. This is measured by the assignment of a rating by a nationally recognized statistical rating organization. The Town's investment policy for managing credit risk is to limit investments to the safest types of securities, and to diversify the portfolio in order to limit potential losses on individual securities.

**TOWN OF KENSINGTON, NEW HAMPSHIRE
NOTES TO BASIC FINANCIAL STATEMENTS (CONTINUED)
For the Year Ended December 31, 2015**

Interfund Activity

Exchange transactions between funds are reported as revenues in the seller funds and as expenditures/expenses in the purchaser funds. Flows of cash or goods from one fund to another without a requirement for repayment are reported as interfund transfers. Interfund transfers are reported as other financing sources/uses in governmental funds. Repayments from funds responsible for particular expenditures/expenses to the funds that initially paid for them are not presented in the financial statements.

Estimates

The preparation of financial statements in conformity with accounting principles generally accepted in the United States of America require management to make estimates and assumptions that affect certain reported amounts and disclosures. Accordingly, actual results may differ from those estimates.

NOTE 2—STEWARDSHIP, COMPLIANCE AND ACCOUNTABILITY

Other Post-Employment Benefits

The Town did not implement GASB Statement 45, *Accounting and Financial Reporting by Employers for Post-Employment Benefits Other than Pensions*. Statement 45 requires governments to account for other post-employment benefits (OPEB), primarily healthcare, on an accrual basis rather than on a pay-as-you-go basis. The provisions of GASB 45 were required to be implemented by the Town during the year ended December 31, 2009.

NOTE 3—DEPOSITS AND INVESTMENTS

Deposits and investments as of December 31, 2015 are classified in the accompanying financial statements as follows:

Statement of Net Position:	
Cash and cash equivalents	\$ 3,102,553
Investments	759,215
Statement of Fiduciary Net Position:	
Investments	227,015
Total deposits and investments	<u>\$ 4,088,783</u>

Deposits and investments as of December 31, 2015 consist of the following:

Cash on hand	\$ 973
Deposits with financial institutions	3,101,580
Investments	986,230
Total deposits and investments	<u>\$ 4,088,783</u>

The Town's policy for Governmental Fund deposits requires that they be made in New Hampshire based financial institutions that are participants in one of the federal depository insurance programs. The Town limits its investments to demand deposits, certificates of deposit, or the New Hampshire Public Deposit Investment Pool (NHDPID) an external investment pool, in accordance with New Hampshire State law.

**TOWN OF KENSINGTON, NEW HAMPSHIRE
NOTES TO BASIC FINANCIAL STATEMENTS (CONTINUED)
For the Year Ended December 31, 2015**

Depreciation expense was charged to governmental functions as follows:

General government	\$ 31,831
Public safety	53,455
Highways and streets	114,190
Culture and recreation	27,571
	<u>\$ 227,047</u>

The balance of the assets acquired through capital leases as of December 31, 2015 is as follows:

Vehicles and equipment	\$ 437,836
Less accumulated depreciation:	
Vehicles and equipment	(65,149)
	<u>\$ 372,687</u>

NOTE 5—DEFINED BENEFIT PENSION PLAN

Plan Descriptions

The Town contributes to the New Hampshire Retirement System (NHRS), a component unit of the State of New Hampshire, as defined in Governmental Accounting Standards Board (GASB) Statement No. 67, *Financial Reporting for Pension Plans - an amendment of GASB Statement No. 25*. The New Hampshire Retirement System is a public employee retirement system that administers a single cost-sharing multiple-employer defined benefit pension plan. The plan provides service, disability, death and vested retirement allowances to plan members and beneficiaries. Benefit provisions are established and may be amended by the New Hampshire State legislature.

The NHRS issues a publicly available financial report that includes financial statements and required supplementary information for NHRS. That report may be obtained by writing to New Hampshire Retirement System, 54 Regional Drive, Concord, New Hampshire 03301.

Substantially all full-time state employees, public school teachers and administrators, permanent firefighters and permanent police officers within the State are eligible and required to participate in the Pension Plan.

The Pension Plan is divided into two membership groups. State and local employees and teachers belong to Group I. Police and firefighters belong to Group II. All assets are held in a single trust and are available to pay retirement benefits to all members.

Benefits Provided

Group II Members who are age 60, or members who are at least age 45 with at least 20 years of creditable service, can receive a retirement allowance at a rate of 2.5% of AFC for each year of creditable service, not to exceed 40 years. Members commencing service on or after July 1, 2011 or members who have a non-vested status as of January 1, 2012 can receive a retirement allowance at age 52.5 with 25 years of service or age 60. The benefit shall be equal to 2% of AFC times creditable service up to 42.5 years.

**TOWN OF KENSINGTON, NEW HAMPSHIRE
NOTES TO BASIC FINANCIAL STATEMENTS (CONTINUED)
For the Year Ended December 31, 2015**

The following is the actual rating at year end for each investment type:

	Investment Type	Fair Value	Rating as of Year End	
			Aaamf	Not Rated
Fixed income mutual funds		\$ 244,498		
Money market mutual funds		10,068		10,068
State investment pool		582,902		582,902
		<u>\$ 837,468</u>		<u>\$ 254,566</u>

Investment in NHPDIP

The Town is a voluntary participant in the New Hampshire Public Deposit Investment Pool (NHPDIP). The NHPDIP is not registered with the United States Securities and Exchange Commission as an investment company. The NHPDIP was created by state law and is administered by a public body of state, local and banking officials.

The Town's exposure to derivatives is indirect through its participation in the NHPDIP. The Town's proportional share of these derivatives is not available. The fair value of the position in the investment pool is equal to the value of the pool shares.

NOTE 4—CAPITAL ASSETS

The following is a summary of changes in capital assets in the governmental funds:

	Balance 01/01/2015	Additions	Disposals	Balance 12/31/2015
Governmental activities:				
Capital assets not depreciated:				
Land	\$ 1,066,679	\$ 26,955	\$ -	\$ 1,066,679
Construction in progress	-	26,955	-	26,955
Total capital assets not being depreciated	<u>1,066,679</u>	<u>26,955</u>	<u>-</u>	<u>1,093,634</u>
Other capital assets:				
Land improvements	263,367			263,367
Buildings and improvements	963,468			963,468
Vehicles and equipment	1,045,996	87,266	(59,462)	1,073,800
Infrastructure	1,902,843			1,902,843
Intangible assets	10,750			10,750
Total other capital assets at historical cost	<u>4,186,424</u>	<u>87,266</u>	<u>(59,462)</u>	<u>4,214,228</u>
Less accumulated depreciation for:				
Land improvements	(98,783)	(14,518)		(113,301)
Buildings and improvements	(249,198)	(23,816)		(273,014)
Vehicles and equipment	(493,540)	(60,781)	46,499	(507,822)
Infrastructure	(1,180,655)	(126,857)		(1,307,512)
Intangible assets	(1,792)	(1,075)		(2,867)
Total accumulated depreciation	<u>(2,023,968)</u>	<u>(227,047)</u>	<u>46,499</u>	<u>(2,204,516)</u>
Total other capital assets, net	<u>2,162,456</u>	<u>(139,781)</u>	<u>(12,963)</u>	<u>2,009,712</u>
Total capital assets, net	<u>\$ 3,229,135</u>	<u>\$ (112,826)</u>	<u>\$ (12,963)</u>	<u>\$ 3,103,346</u>

ANNUAL REPORT 2016

**TOWN OF KENSINGTON, NEW HAMPSHIRE
NOTES TO BASIC FINANCIAL STATEMENTS (CONTINUED)
For the Year Ended December 31, 2015**

The net amount of deferred outflows of resources and deferred inflows of resources related to pensions is reflected as a decrease to unrestricted net position in the amount of \$51,716. The Town reported \$26,716 as deferred outflows of resources related to pensions resulting from the Town's contributions subsequent to the measurement date. This amount will be recognized as a reduction of the net pension liability in the year ended December 31, 2016. Other amounts reported as deferred outflows of resources and deferred inflows of resources related to pensions will be recognized in pension expense as follows:

Year ended December 31,	
2016	\$ (21,768)
2017	(21,768)
2018	(21,768)
2019	(6,292)
2020	(6,836)
	<u>\$ (78,432)</u>

Actuarial Assumptions

The total pension liability in the June 30, 2014 actuarial valuation was determined using the following actuarial assumptions, applied to all periods included in the measurement:

Inflation	3.0 percent
Wage inflation	3.75 percent
Salary increases	5.8 percent, average, including inflation
Investment rate of return	7.75 percent, net of pension plan investment expense, including inflation

Mortality rates were based on the RP-2000 mortality table projected to 2020 with Scale AA. The table includes a margin of 15% for men and 17% for women for mortality improvements. Retirement rates were based on a table of rates that are specific to the type of eligibility condition, last updated in 2011 pursuant to an experience study of the period 2005-2010.

The long-term expected rate of return on pension plan investments was determined using a building-block method in which best-estimate ranges of expected future real rates of return (expected returns, net of pension plan investment expense and inflation) are developed for each major asset class. These ranges are combined to produce the long-term expected rate of return by weighting the expected future real rates of return by the target asset allocation percentage and by adding expected inflation. The target allocation and best estimates of weighted average long-term expected real rates of return for each major asset class are summarized in the following table:

**TOWN OF KENSINGTON, NEW HAMPSHIRE
NOTES TO BASIC FINANCIAL STATEMENTS (CONTINUED)
For the Year Ended December 31, 2015**

However, a member who commenced service on or after July 1, 2011 shall not receive a retirement allowance until attaining the age of 52.5, but may receive a reduced allowance after age 50 if the member has at least 25 years of creditable service where this allowance shall be reduced, for each month by which the benefit commencement date precedes the month after which the member attains 52.5 years of age by 1/4 of 1% or age 60.

Funding Policy

Covered police employees are required to contribute 11.55% of their covered salary. The Town is required to contribute at an actuarially determined rate. The Town's contribution rates, excluding medical subsidy, for the covered payroll of police officers was 21.35% through June 30, 2015, and 22.54% thereafter. The Town contributed 100% of the employer cost for public safety employees of the Town.

Per RSA-100:16, plan member contribution rates are established and may be amended by the New Hampshire State legislature and employer contribution rates are determined by the NHRS Board of Trustees based on an actuarial valuation. The Town's contributions to the NHRS for the year ending December 31, 2015 was \$47,667.

Pension Liabilities, Pension Expense, and Deferred Outflows of Resources and Deferred Inflows of Resources Related to Pensions

At December 31, 2015, the Town reported a liability of \$556,122 for its proportionate share of the net pension liability. The net pension liability was measured as of June 30, 2015, and the total pension liability used to calculate the net pension liability was determined by an actuarial valuation as of June 30, 2014. The net pension liability was rolled forward from June 30, 2014 to June 30, 2015. The Town's proportion of the net pension liability was based on actual contributions by the Town during the relevant fiscal year relative to the actual contributions of all participating plan members, excluding contributions to separately finance specific liabilities of individual employers or NHRS. At June 30, 2015, the Town's proportion was approximately 0.0140 percent, which was a decrease of 0.0019 from its proportion measured as of June 30, 2014.

For the year ended December 31, 2015, the Town recognized pension expense of \$24,819. At December 31, 2015, the Town reported deferred outflows of resources and deferred inflows of resources related to pensions from the following sources:

Differences between expected and actual experience	Deferred Outflows of Resources	\$ 12,204
Net difference between projected and actual earnings on pension plan investments		14,863
Changes in proportion and differences between Town contributions and proportionate share of contributions		\$ 12,656
Town contributions subsequent to the measurement date		26,716
Totals		<u>\$ 39,372</u>
	Deferred Inflows of Resources	<u>\$ 91,088</u>

**TOWN OF KENSINGTON, NEW HAMPSHIRE
NOTES TO BASIC FINANCIAL STATEMENTS (CONTINUED)
For the Year Ended December 31, 2015**

Changes in Long-Term Obligations

The changes in the Town's long-term obligations for the year ended December 31, 2015 are as follows:

	Balance 7/1/2015	Additions	Reductions	Balance 12/31/2015	Due Within One Year
Governmental activities:					
Bonds payable	\$ 515,000	\$ (40,000)	\$ (40,000)	\$ 475,000	\$ 40,000
Unamortized bond premium	11,192	-	(1,599)	9,593	1,459
Total bonds payable	526,192	\$ -	(41,599)	484,593	41,459
Capital leases payable	279,046	27,889	(52,675)	254,260	67,978
Total	\$ 805,238	\$ 27,889	\$ (94,274)	\$ 738,853	\$ 109,437

General Obligation Bonds

Bonds payable at December 31, 2015 is comprised of the following individual issue:

Description	Original Issue	Interest Rate	Maturity Date	Balance at December 31, 2015
2008 Conservation Bond	\$ 754,195	4.22%	August 2028	\$ 475,000
				475,000
				<u>9,593</u>
				Total Bonds Payable
				<u>484,593</u>

Debt service requirements to retire general obligation bonds outstanding at December 31, 2015 are as follows:

Year Ending December 31,	Principal	Interest	Total
2016	\$ 40,000	\$ 21,862	\$ 61,862
2017	40,000	19,763	59,763
2018	40,000	17,662	57,662
2019	40,000	15,562	55,562
2020	35,000	13,563	48,563
2021-2025	175,000	45,894	220,894
2026-2028	105,000	9,406	114,406
	475,000	143,712	618,712
Add: Bond premium	9,593	-	9,593
	\$ 484,593	\$ 143,712	\$ 628,305

Capital Lease Obligations

Capital lease obligations represent lease agreements entered into for the financing of vehicle and equipment acquisitions. These contracts are subject to cancellation should funds not be appropriated to meet payment obligations. Amounts are annually budgeted in the applicable function.

**TOWN OF KENSINGTON, NEW HAMPSHIRE
NOTES TO BASIC FINANCIAL STATEMENTS (CONTINUED)
For the Year Ended December 31, 2015**

Asset Class	Target Allocation	Weighted Average Long-Term Expected Real Rate of Return (Net of inflation assumption of 3.0%)
Fixed income	25%	(1.0)-0.28%
Domestic equity	30%	3.0%
International equity	20%	4.0-6.0%
Real estate	10%	3.5%
Private equity	5%	5.5%
Private debt	5%	4.5%
Opportunistic	5%	2.75%
Total	<u>100%</u>	

Discount Rate

The discount rate used to measure the collective pension liability was 7.75%. The projection of cash flows used to determine the discount rate assumed that employee contributions will be made at the current contribution rate and that employer contributions will be made at rates equal to the difference between actuarially determined contribution rates and the member rate. Based on those assumptions, the pension plan's fiduciary net position was projected to be available to make all projected future benefit payments of current active and inactive employees. Therefore, the long-term expected rate of return on pension plan investments was applied to all periods of projected benefit payments to determine the collective pension liability.

Sensitivity of the Town's Proportionate Share of the Net Pension Liability to Changes in the Discount Rate

The following presents the Town's proportionate share of the net pension liability calculated using the discount rate of 7.75 percent, as well as what the Town's proportionate share of the net pension liability would be if it were calculated using a discount rate that is 1-percentage-point lower or 1-percentage-point higher than the single discount rate:

	1% Decrease (6.75%)	Current Discount Rate (7.75%)	1% Increase (8.75%)
Town's proportionate share of the net pension liability	\$ 732,063	\$ 556,122	\$ 406,132

NOTE 6—LONG-TERM OBLIGATIONS

Payments on the general obligation bonds and capital leases are paid out of the General Fund. General obligation debt is a direct obligation of the Town, for which full faith and credit is pledged, and is payable from taxes levied on all taxable property located within the Town.

ANNUAL REPORT 2016

TOWN OF KENSINGTON, NEW HAMPSHIRE
NOTES TO BASIC FINANCIAL STATEMENTS (CONTINUED)
For the Year Ended December 31, 2015

Committed for:		
Continuing appropriations	525,247	525,247
Expendable trusts	71,387	71,387
Revolving recreation	33,741	33,741
Ambulance revenue	133,745	133,745
Police special details	46,671	46,671
Conservation commission	131,546	131,546
Assigned for:		
Encumbrances	40,460	40,460
Tax decided property	19,555	19,555
Cemetery	1,469	1,469
Recreation	1,087	1,087
Library	41,864	41,864
Unassigned:		
General operations	369,384	369,384
	<u>\$ 1,078,166</u>	<u>\$ 423,900</u>
		<u>\$ 1,502,066</u>

NOTE 9—PROPERTY TAXES

Taxes are levied on the assessed valuation of all taxable real property as of the prior April 1 (\$299,983,778 as of April 1, 2015) and are due in two installments on July 1, 2015 and December 14, 2015. Taxes paid after the due dates accrue interest at 12% per annum. Property taxes are recognized as revenue when received in cash or if available to finance current period operations (within sixty days of year end).

Under State law, the Tax Collector obtains tax liens on properties which have unpaid taxes in the following calendar year after taxes were due for the amount of unpaid taxes, interest and costs. These priority tax liens accrue interest at 18% per annum. If the property is not redeemed within a two year redemption period, the property may be tax decided to the Town.

In accordance with State law, the Town collects taxes for the Exeter Region Cooperative School District, Kensington School District and, Rockingham County, all independent governmental units, which are remitted to them as required by law. The Town also collects State of New Hampshire Education taxes, which are remitted directly to the school district. Total taxes appropriated during the year were \$5,285,950 and \$322,603 for the Exeter Region Cooperative School District and Kensington School District combined, and Rockingham County, respectively. These taxes are not recognized as revenues in these financial statements. The Town bears responsibility for uncollected taxes.

NOTE 10—INTERFUND TRANSACTIONS AND BALANCES

During the year, the General Fund collected funds on behalf of various nonmajor governmental funds for a range of activities that will be reimbursed to the applicable fund. As of December 31, 2015, the General Fund owes the nonmajor governmental funds \$96,180.

TOWN OF KENSINGTON, NEW HAMPSHIRE
NOTES TO BASIC FINANCIAL STATEMENTS (CONTINUED)
For the Year Ended December 31, 2015

Following are the individual capital lease obligations at December 31, 2015:

Vehicle lease, due in annual installments of \$14,446 including interest at 2.39%, through February 2017	\$ 27,889
Vehicle lease, due in annual installments of \$60,740 including interest at 2.89%, through August 2019	<u>226,371</u>
	<u>\$ 254,260</u>

Debt service requirements to retire the capital lease obligation outstanding at December 31, 2015 are as follows:

Year Ending December 31,	Principal	Interest	Totals
2016	\$ 67,978	\$ 7,209	\$ 75,187
2017	69,873	5,313	75,186
2018	57,375	3,364	60,739
2019	59,034	1,706	60,740
	<u>\$ 254,260</u>	<u>\$ 17,592</u>	<u>\$ 271,852</u>

NOTE 7—RESTRICTED NET POSITION

Net position is restricted for specific purposes at December 31, 2015 as follows:

Permanent Funds - Principal	\$ 35,466
Permanent Funds - Income	28,834
Highfield Farm Maintenance	13,897
Kensington Place	<u>7,713</u>
	<u>\$ 85,910</u>

NOTE 8—COMPONENTS OF FUND BALANCE

The components of the Town's fund balance for its governmental funds at December 31, 2015 are as follows:

Fund Balances	General Fund	Nonmajor Governmental Funds	Total Funds
Nonspendable:			
Permanent Fund - Principal	\$ 7,713	\$ 35,466	\$ 35,466
Restricted for:			
Kensington place		28,834	7,713
Permanent Fund - Income		13,897	28,834
Highfield farm maintenance		13,897	13,897

ANNUAL REPORT 2016

**TOWN OF KENSINGTON, NEW HAMPSHIRE
NOTES TO BASIC FINANCIAL STATEMENTS (CONTINUED)
For the Year Ended December 31, 2015**

NOTE 11—RISK MANAGEMENT

The Town is exposed to various risks of losses related to torts; theft of, damage to, and destruction of assets; errors and omissions; injuries to employees; and natural disasters. During the year ended December 31, 2015, the Town participated in public entity risk pools (Trusts) for property and liability insurance and worker's compensation coverage. Coverage has not been significantly reduced from the prior year and settled claims have not exceeded coverage in any of the past three years.

The Trust agreements permit the Trusts to make additional assessments to members should there be a deficiency in Trust assets to meet its liabilities. Accounting principles generally accepted in the United States of America require members of pools with a sharing of risk to determine whether or not such assessment is probable and, if so, a reasonable estimate of such assessment. At this time, the Trusts foresee no likelihood of an additional assessment for any of the past years. Claims expenditures and liabilities are reported when it is probable that a loss has occurred and the amount of that loss can be reasonably estimated. These losses include an estimate of claims that have been incurred but not reported. Based on the best available information there is no liability at December 31, 2015.

Property and Liability Insurance

The Trust provides certain property and liability insurance coverage to member towns, cities, and other qualified political subdivisions of New Hampshire. As a member of the Trust, the Town shares in contributing to the cost of and receiving benefit from a self-insured pooled risk management program. The program includes a Self-Insured Retention Fund from which is paid up to \$500,000 for each and every covered property, crime and/or liability loss that exceeds \$1,000, up to an aggregate of \$5,000,000. Each property loss is subject to a \$1,000 deductible. All losses over the aggregate are covered by insurance policies.

Worker's Compensation

The Trust provides statutory worker's compensation coverage to member towns, cities, and other qualified political subdivisions of New Hampshire. The Trust is self-sustaining through annual member premiums and provides coverage for the statutorily required workers' compensation benefits and employer's liability coverage up to \$2,000,000. The program includes a Loss Fund from which is paid up to \$500,000 for each and every covered claim.

NOTE 12—COMMITMENTS AND CONTINGENT LIABILITIES

Curb-side rubbish and recycling pickup, rental, and snow plowing contract

During December 2013, the Town extended a long-term contract with an independent company to collect and transport rubbish and recycled waste until April 2017. The terms of the agreement include monthly payments ranging from \$7,492 to \$7,708, for an annual total of between \$89,900 and \$92,500.

The Town also has agreements with this company for the rental of a front end bucket loader for four months of the year (January – March and December) through March 2015. The Town will pay \$2,500 per month in rental fees, with additional fees accruing during usage.

**TOWN OF KENSINGTON, NEW HAMPSHIRE
NOTES TO BASIC FINANCIAL STATEMENTS (CONTINUED)
For the Year Ended December 31, 2015**

The Town has contracted with the same company for snow plowing, sanding equipment and winter operations through 2016.

For the year ended December 31, 2015, the Town expended \$102,500 under the terms of the above agreements.

Minimum future payments under these contracts are as follows:

Year Ending	Curbside & Recycling Pickup
December 31, 2016	\$ 92,500
2017	23,124
	\$ 115,624

During December 2014, the Town entered into a long-term contract to join the Southeast Regional Refuse Disposal District through June 2020. The terms of the contract provide for the disposal of municipal solid waste, and construction, demolition, and bulky waste, at a first year rate of \$61.85 and \$73.50 per ton respectively. The rate is subject to adjustment for inflation annually. For the year ended December 31, 2015, the total amount expended under this contract was \$36,774.

Litigation

The Town's management estimates that any potential claims against the Town, which are not covered by insurance, are immaterial and would not affect the financial position of the Town.

NOTE 13—RELATED PARTY TRANSACTIONS

During the year ended December 31, 2015, the Town conducted business with a related party for the purpose of road reconstruction. Total amounts paid to the related party for road reconstruction services were \$186,745.

NOTE 14—RESTATEMENT OF NET POSITION

During the year ended December 31, 2015, the Town adopted Governmental Accounting Standards Board (GASB) Statement No. 68 - *Accounting and Financial Reporting for Pensions*, as described in Note 1 of these financial statements. The impact on net position of the Governmental Activities as of January 1, 2015 is as follows:

Net position at January 1, 2015 - as previously reported	\$ 3,979,431
Amount of restatement due to:	
Net pension liability	(596,607)
Deferred outflows of resources attributable to pensions	16,165
Deferred inflows of resources attributable to pensions	(76,336)
Pension contributions subsequent to measurement date	26,663
Net Position at January 1, 2015 - as restated	\$ 3,349,316

ANNUAL REPORT 2016

SCHEDULE 1
TOWN OF KENSINGTON, NEW HAMPSHIRE
Schedule of Revenues, Expenditures and Changes in Fund Balance
Budget and Actual (Budgetary Basis) - General Fund
 For the Year Ended December 31, 2015

	Budgeted Amounts		Actual Amounts	Variance with Final Budget - Favorable (Unfavorable)
	Original	Final		
Revenues:				
Taxes	\$ 1,235,307	\$ 1,235,307	\$ 1,306,155	\$ 70,848
Licenses and permits	494,000	494,000	537,716	43,716
Intergovernmental	180,438	191,052	191,586	534
Charges for services	6,000	6,000	8,037	2,037
Interest income	200	200	459	259
Miscellaneous	174,000	24,000	23,305	(695)
Total Revenues	2,089,945	1,950,559	2,067,258	116,699
Expenditures:				
Current operations:				
General government	536,940	536,940	526,454	10,486
Public safety	596,180	605,182	587,841	17,341
Highways and streets	393,049	394,661	375,515	19,146
Sanitation	141,000	141,000	131,531	9,469
Health and welfare	34,575	34,575	30,203	4,372
Culture and recreation	42,825	42,825	37,436	5,389
Capital outlay	806,956	131,708	131,708	-
Debt service:				
Principal retirement	40,000	40,000	40,000	
Interest and fiscal charges	23,964	23,964	23,962	2
Total Expenditures	2,615,489	1,950,855	1,884,650	66,205
Excess revenues over expenditures	(525,544)	(296)	182,608	182,904
Other financing (uses):				
Transfers out	(101,412)	(101,412)	(102,336)	(924)
Total other financing (uses)	(101,412)	(101,412)	(102,336)	(924)
Net change in fund balance	(626,956)	(101,708)	80,272	181,980
Fund balance at beginning of year				
- Budgetary Basis	998,180	998,180	998,180	
Fund balance at end of year	\$ 371,224	\$ 896,472	\$ 1,078,452	\$ 181,980
- Budgetary Basis				

SCHEDULE 2
TOWN OF KENSINGTON, NEW HAMPSHIRE
Schedule of Changes in the Town's Proportionate Share of the Net Pension Liability
 For the Year Ended December 31, 2015

	For the Measurement Period Ended June 30:		
	2015	2014	2013
Town's proportion of the net pension liability (asset)	0.0211%	0.0159%	0.0154%
Town's proportionate share of the net pension liability (asset)	\$ 556,122	\$ 596,607	\$ 664,383
Town's covered-employee payroll	\$ 220,591	\$ 241,522	\$ 240,207
Town's proportionate share of the net pension liability (asset) as a percentage of its covered-employee payroll	252.11%	247.02%	276.59%
Plan fiduciary net position as a percentage of the total pension liability	65.47%	66.32%	59.81%

ANNUAL REPORT 2016

TOWN OF KENSINGTON, NEW HAMPSHIRE
NOTES TO REQUIRED SUPPLEMENTARY INFORMATION
December 31, 2015

NOTE 1—BUDGET TO ACTUAL RECONCILIATION

Amounts recorded as budgetary amounts in the Schedule of Revenues, Expenditures and Changes in Fund Balance – Budget and Actual (Budgetary Basis) – General Fund (Schedule 1) are reported on the basis budgeted by the Town. Those amounts differ from those reported in conformity with accounting principles generally accepted in the United States of America in the Statement of Revenues, Expenditures and Changes in Fund Balances – Governmental Funds (Exhibit D). Budgetary revenues were adjusted for property tax revenues, which are recognized when levied rather than when susceptible to accrual, and for capital lease proceeds. Budgetary expenditures were adjusted for capital lease proceeds, encumbrances and budgetary transfers. Budgetary revenues and expenditures were adjusted for non-budgetary revenues and expenditures as follows:

	Revenues and Other Financing Sources	Expenditures and Other Financing Uses
Per Exhibit D	\$ 2,257,842	\$ 2,019,125
Difference in property taxes meeting susceptible to accrual criteria	(159,503)	
Capital lease proceeds	(27,889)	(27,889)
Non-budgetary revenues and expenditures	(3,192)	(117,240)
Encumbrances, December 31, 2015		40,460
Encumbrances, December 31, 2014		(29,806)
Budgetary transfers	102,336	102,336
Per Schedule 1	<u>\$ 2,067,258</u>	<u>\$ 1,986,986</u>

NOTE 2—BUDGETARY FUND BALANCE

The components of the budgetary fund balance for the General Fund are as follows:

<i>Nonspendable:</i>	
Tax decided property	
Prepaid expenses	
<i>Restricted for:</i>	
Kensington Place	\$ 7,713
<i>Committed for:</i>	
Continuing appropriations	525,247
<i>Assigned for:</i>	
Tax decided property (Escrow)	19,555
Cemetery	1,469
Recreation	1,087
<i>Unassigned:</i>	
Unassigned - General operations	523,381
	<u>\$ 1,078,452</u>

SCHEDULE 3
TOWN OF KENSINGTON, NEW HAMPSHIRE
Schedule of Town Contributions
For the Year Ended December 31, 2015

	2015	2014	2013
Contractually required contribution	\$ 40,482	\$ 46,085	\$ 38,155
Contributions in relation to the contractually required contribution	<u>(40,482)</u>	<u>(46,085)</u>	<u>(38,155)</u>
Contribution deficiency (excess)	<u>\$ -</u>	<u>\$ -</u>	<u>\$ -</u>
Town's covered-employee payroll	\$ 184,470	\$ 215,857	\$ 204,419
Contributions as a percentage of covered-employee payroll	21.95%	21.35%	18.67%

ANNUAL REPORT 2016

SCHEDULE A
TOWN OF KENSINGTON, NEW HAMPSHIRE
 Combining Balance Sheet
 Governmental Funds - All Nonmajor Funds
 December 31, 2015

	Special Revenue Funds	Permanent Fund	Combining Totals
	\$ 973		\$ 973
Cash and cash equivalents	244,899	\$ 64,300	309,199
Investments	17,548		17,548
Accounts receivable, net	96,180		96,180
Due from other funds	359,600		359,600
Total Assets	<u>617,227</u>	<u>64,300</u>	<u>681,527</u>

TOWN OF KENSINGTON, NEW HAMPSHIRE
NOTES TO REQUIRED SUPPLEMENTARY INFORMATION
 December 31, 2015

NOTE 2— SCHEDULE OF CHANGES IN THE TOWN'S PROPORTIONATE SHARE OF THE NET PENSION LIABILITY AND SCHEDULE OF TOWN CONTRIBUTIONS

In accordance with GASB Statement #68, *Accounting and Financial Reporting for Pensions*, the Town is required to disclose historical information for each of the prior ten years within a schedule of changes in the Town's proportionate share of the net pension liability, and schedule of Town contributions. The Town implemented the provisions of GASB Statement #68 during the year ended December 31, 2015. Accordingly, the historic information has only been presented for those years which information was readily available. Additional disclosures will be made in future years as the information becomes available.

DEFERRED OUTFLOWS OF RESOURCES

Total Deferred Outflows of Resources	<u> </u>
Total Assets and Deferred Outflows of Resources	<u>\$ 359,600</u>

LIABILITIES

Total Liabilities	<u>\$ -</u>
DEFERRED INFLOWS OF RESOURCES	
Total Deferred Inflows of Resources	<u> </u>

FUND BALANCES

Nonspendable	35,466	35,466
Restricted	28,834	42,731
Committed	13,897	345,703
Total Fund Balances	<u>345,703</u>	<u>423,900</u>
Total Liabilities, Deferred Inflows of Resources, and Fund Balances	<u>\$ 359,600</u>	<u>\$ 423,900</u>

ANNUAL REPORT 2016

SCHEDULE A-1
TOWN OF KENSINGTON, NEW HAMPSHIRE
 Combining Balance Sheet
 Governmental Funds - All Nonmajor Special Revenue Funds
 December 31, 2015

	Revolving Recreation Fund	Ambulance Revenue Fund	Police Special Detail Fund	Conservation Commission Fund	Highfield Farm Maintenance Fund	Total Nonmajor Special Revenue Funds
ASSETS						
Cash and cash equivalents			\$ 973			\$ 973
Investments	\$ 23,850	\$ 64,399	15,007	\$ 127,746	\$ 13,897	244,899
Accounts receivable, net		12,547	5,001			17,548
Due from other funds	9,891	56,799	25,690	3,800		96,180
Total Assets	<u>33,741</u>	<u>133,745</u>	<u>46,671</u>	<u>131,546</u>	<u>13,897</u>	<u>359,600</u>
DEFERRED OUTFLOWS OF RESOURCES						
Total Deferred Outflows of Resources						
Total Assets and Deferred Outflows of Resources	<u>\$ 33,741</u>	<u>\$ 133,745</u>	<u>\$ 46,671</u>	<u>\$ 131,546</u>	<u>\$ 13,897</u>	<u>\$ 359,600</u>
LIABILITIES						
Total Liabilities	\$ -	\$ -	\$ -	\$ -	\$ -	\$ -
DEFERRED INFLOWS OF RESOURCES						
Total Deferred Inflows of Resources						
FUND BALANCES						
Restricted					13,897	13,897
Committed	33,741	133,745	46,671	131,546		345,703
Total Fund Balances	<u>33,741</u>	<u>133,745</u>	<u>46,671</u>	<u>131,546</u>	<u>13,897</u>	<u>359,600</u>
Total Liabilities, Deferred Inflows of Resources, and Fund Balances	<u>\$ 33,741</u>	<u>\$ 133,745</u>	<u>\$ 46,671</u>	<u>\$ 131,546</u>	<u>\$ 13,897</u>	<u>\$ 359,600</u>

SCHEDULE B
TOWN OF KENSINGTON, NEW HAMPSHIRE
 Combining Statement of Revenues, Expenditures and Changes in Fund Balances
 Governmental Funds - All Nonmajor Funds
 For the Year Ended December 31, 2015

	Special Revenue Funds	Permanent Fund	Combining Totals
Revenues:			
Charges for services	\$ 159,556		\$ 159,556
Interest and investment income (loss)	1,739	\$ (976)	763
Miscellaneous	12,535		12,535
Total Revenues	<u>173,830</u>	<u>(976)</u>	<u>172,854</u>
Expenditures:			
Current operations:			
Public safety	87,845		87,845
Culture and recreation	75,841		75,841
Total Expenditures	<u>163,686</u>	<u>-</u>	<u>163,686</u>
Net change in fund balances	10,144	(976)	9,168
Fund balances at beginning of year	<u>349,456</u>	<u>65,276</u>	<u>414,732</u>
Fund balances at end of year	<u>\$ 359,600</u>	<u>\$ 64,300</u>	<u>\$ 423,900</u>

ANNUAL REPORT 2016

SCHEDULE B-1
TOWN OF KENSINGTON, NEW HAMPSHIRE
Combining Statement of Revenues, Expenditures and Changes in Fund Balances
Governmental Funds - All Nonmajor Special Revenue Funds
 For the Year Ended December 31, 2015

	Revolving Recreation Fund	Ambulance Revenue Fund	Police Special Detail Fund	Conservation Commission Fund	Highfield Farm Maintenance Fund	Total Nonmajor Special Revenue Funds
Revenues:						
Taxes						
Charges for services	\$ 56,043	\$ 10,159	\$ 93,354			\$ 159,556
Interest and investment income	18	48	10	\$ 93	\$ 1,570	1,739
Miscellaneous	12,535					12,535
Total Revenues	<u>68,596</u>	<u>10,207</u>	<u>93,364</u>	<u>93</u>	<u>1,570</u>	<u>173,830</u>
Expenditures:						
Current operations:						
Public safety		2,442	85,403			87,845
Culture and recreation	75,841					75,841
Total Expenditures	<u>75,841</u>	<u>2,442</u>	<u>85,403</u>	<u>-</u>	<u>-</u>	<u>163,686</u>
Net change in fund balances	(7,245)	7,765	7,961	93	1,570	10,144
Fund balances at beginning of year	<u>40,986</u>	<u>125,980</u>	<u>38,710</u>	<u>131,453</u>	<u>12,327</u>	<u>349,456</u>
Fund balances at end of year	<u>\$ 33,741</u>	<u>\$ 133,745</u>	<u>\$ 46,671</u>	<u>\$ 131,546</u>	<u>\$ 13,897</u>	<u>\$ 359,600</u>

KES Principal Report

KENSINGTON ELEMENTARY SCHOOL

122 Amesbury Road

Kensington, New Hampshire 03833

(603) 772-5705

January 27, 2017

Dear Citizens of Kensington,

Kensington Elementary School continues to be an **outstanding** educational facility and you should be proud of the accomplishments of our children and teachers. Kensington students continue to achieve high academic standards in addition to being kind and generous stewards in our community. The New Hampshire State Department of Education conducted a recent site visit at Kensington Elementary School and I am pleased to share with you some of the commendations found in their report:

- *Parents report excellent support services for students with disabilities, that their children are excited about coming to school and that their children have supportive teachers who hold high expectations.*
- *Parents also report their children are well prepared for subsequent grade levels with smooth transitions to the Middle School and successful academic preparation for meeting Middle School expectations.*
- *Teachers are commended for their K-2 Mathematics Initiative: Providing Innovative and Individualized Instruction in small groups and supplemented by the DreamBox Learning Program to create a blended learning environment.*
- *KES is a beautiful and well-kept facility that is designed to meet the needs of a variety of learners, the staff members who work with them, and (KES) is also mindful of community use needs.*

I'd like to congratulate last year's 5th grader, Eric Belisle, who qualified for the New Hampshire State Geography Bee sponsored by National Geographic. Eric represented Kensington Elementary School on April 1st at Keene State College along with 100 other student contestants from around the state of New Hampshire. KES was proud of Eric's advancement to the state level of the Geo Bee knowing that he would represent Kensington with a positive attitude, competitive spirit and good sportsmanship.

KES teachers are also making positive contributions to the world of education. Our STEM teacher, Mrs. Kelsey Plourde, was invited to participate in the development of the K-8 Science Competencies at the NH Department of Education last spring. Given her extensive knowledge of STEM (Science, Technology, Engineering and Mathematics) at the elementary level, she was an excellent candidate to contribute to this important work at the state. Mrs. Plourde participated in the development of a set of grade-span model competencies in Science which are based on the Next Generation Science Standards. These competencies

ANNUAL REPORT 2016

are invaluable for all New Hampshire schools, including Kensington, as they build deeper learning activities for students in their classrooms.

As mentioned earlier in the report from the New Hampshire Department of Education, math instruction looks completely different this year at KES in grades K-2. Keeping our shift towards *Competency Based Education* in mind, teachers have designed a new instructional model that allows students' learning to be more individualized and personalized. Based on various assessments, students are grouped according to their demonstration of current math skills. Lessons are tailored to each small group and students move along a progression of skills at their own pace. While this model is still new for us at KES, we are already seeing positive results in student achievement.

Kensington Elementary School students completed another collaborative project with The Farm at Eastman's Corner this past spring. The Farm proposed the idea of our students creating a mural for the side of the Animal Barn at The Farm. Annie Beauchemin, our KES art teacher, quickly accepted the challenge and our students got right to work! The result is a beautifully detailed landscape mural of Kensington. The mural highlights various scenes found between KES and The Farm Stand - it features the Fire Station, Library, Sawyer Park, ponds, fields and even Mrs. Greenwood's house! Thank you to Infinite Imaging in Exeter where it was transferred onto a weather resistant vinyl and later unveiled at the annual Block Party on Saturday, June 4th.



Finally, I would like to thank the greater Kensington community for being so encouraging and supportive of our initiatives. I am honored to hold my position as principal in such a wonderful school, filled with students that are curious and kind and teachers who are thoughtful and dedicated to the children in our community.

Respectfully submitted,

Becky Ruel, Ed.S.

Principal

KES Citizenship Award

The KES Citizenship Award will be given to one 5th grade boy and one 5th grade girl each year who exemplify the personal characteristic and qualities that are held in the highest regard in our KES community. The recipients of this award have been nominated by our school community and voted upon by our teachers and staff. These students have consistently displayed a strength of character and the courage to do what is right. These students are a positive influence in our community by showing a genuine sincerity in their interactions with others and serving as role models for our younger students. These students have a positive outlook regardless of the situation and, as learners, take pride and persevere in their academic assignments and responsibilities.

Congratulations to the 2016 Recipients - Victoria Delgado and Jarib Sanderson!

Kensington Elementary Officers, Enrollment and Salaries

KENSINGTON SCHOOL DISTRICT OFFICERS

SCHOOL BOARD

Dennis Roffman
2017

Tina Favara
2018

Benjamin Cole
2019

MODERATOR

Keith Johnson
2017

CLERK

Susan Lalime
2017

TREASURER

Donna Hall
2017

AUDITOR

Robert Solomon
2017

EXETER REGION COOPERATIVE SCHOOL DISTRICT

SUPERINTENDENT'S OFFICE

Michael A. Morgan
Superintendent of Schools
(603) 775-8653
mmorgan@sau16.org

William Furbush
Assistant Superintendent of Schools
(603) 775-8679
wfurbush@sau16.org

Paul A. Flynn
Associate Superintendent of Schools
Director of Human Resources
(603) 775-8652
pflynn@sau16.org

Amy R. Ransom
Business Administrator
(603) 775-8669
aransom@sau16.org

Esther T. Asbell
Assistant Superintendent of Schools
(603) 775-8655
easbell@sau16.org

Helen M. Rist
Special Education Administrator
(603) 775-8646
candre@sau16.org

ANNUAL REPORT 2016

2016 KES Pupil Statistics

Table I

Statistics for ten years ending June 2016

	wks/yr	boys	girls	total	Average Attendance	Average Absence	Average Membership	% of Attendance
2006-2007	38	99	117	216	187.7	7.2	194.9	96.3
2007-2008	38	102	112	214	187.8	6	193.8	96
2008-2009	38	104	112	216	187.7	7.2	194.9	96.3
2009-2010	38	100	99	199	176	5.7	181.7	97
2010-2011	38	101	84	185	173.8	6.4	180.2	96
2011-2012	38	99	85	184	172.8	7.4	180.2	96
2012-2013	38	90	77	167	158	6.5	164.5	96
2013-2014	38	66	71	137	129.5	7.4	134.4	96
2014-2015	38	65	63	128	118	10	123.8	95
2015-2016	38	61	55	116	106	10	109	97

KES Enrollment Comparison

January 1, 2017
 Pre-sch- 4
 K- 20
 Gr 1- 16
 Gr 2- 20
 Gr 3- 13
 Gr 4- 17
 Gr 5- 22
 Total- 112

January 1, 2016
 Pre-sch- 3
 K- 11
 Gr 1- 19
 Gr 2- 12
 Gr 3- 17
 Gr 4- 22
 Gr 5- 28
 Total- 112

ANNUAL REPORT 2016

KENSINGTON SCHOOL DISTRICT

SPECIAL EDUCATION PROGRAMS

PREVIOUS TWO FISCAL YEARS PER RSA 32:11-a

SPECIAL EDUCATION EXPENSES		2014-2015	2015-2016
1210	Special Programs	179,954	179,429
1430	Summer School	0	0
2140	Psychological Services	15,310	7,719
2139	Vision Services	0	0
2150	Speech and Audiology	65,069	67,143
2159	Speech-Summer School	0	0
2160	Physical Therapy	0	0
2150	Occupational Therapy	31,919	43,850
2722	Special Transportation	10,686	11,266
2729	Summer School Transportation	0	0
Total Expenses		302,938	309,407
SPECIAL EDUCATION REVENUE			
1950	Services to other LEAs	0	0
3110	Special Ed. Portion Adequacy funds	32,935	29,696
3110	Foundation Aid	0	0
3111	Catastrophic Aid	0	0
3190	Medicaid	12,986	13,617
Total Revenues		45,921	43,313
ACTUAL DISTRICT COST FOR SPECIAL EDUCATION		257,017	266,094

KENSINGTON ELEMENTARY SCHOOL

122 Amesbury Road Kensington, New
Hampshire 03833 (603) 772-5705

2015-2016 Contracts

Name	Position	Total Contract
Andrews, Matthew	Maintenance	\$43,686
Beauchemin, Annie	Art (50%)	\$29,357
Calias, Jeanne	Speech (85%)	\$66,566
Carrier, Angela	Nurse	\$63,938
Culver, Christine	Grade 3	\$80,689
D'Agostino, Tammy	Grade 5	\$69,324
Danusis, Amy	Literacy Specialist	\$78,313
Eastwood, Cheryl	Librarian (50%)	\$27,280
Gagnon-Mosher, Elizabeth	Grade 1	\$70,324
Greenwood, Barbara	Kindergarten	\$81,337
Kilcoyne, Margaret	Grade 4	\$81,553
Lawler, Wendy	Grade 2	\$81,813
Plourde, Kelsey	Technology (60%)	\$30,024
Prince, Rebekah	Grade 5	\$50,787
Ruel, Becky	Principal	\$94,300
Schwartz, Whitney	Special Education	\$78,313
Spinosa, Lili	Physical Education	\$70,824
Vallone, Christine	Music (50%)	\$37,341

2017 KES Warrant and Deliberative Session Minutes

School: Kensington Local School

New Hampshire

Warrant and Budget

To the inhabitants of the town of Kensington Local School in the County of Rockingham in the state of New Hampshire qualified to vote in school district affairs are hereby notified and warned that the two phases of the Annual School District Meeting will be held as follows:

First Session of Annual Meeting (Deliberative Session):

Date: February 8, 2017

Time: 6:00 pm

Location: Kensington Elementary School

Details:

Second Session of Annual Meeting (Official Ballot Voting)

Date: March 14, 2017

Time: 8:00 am - 7:30 pm

Location: Town Hall

Details:

Article 01: General operating budget




Shall the Kensington School District raise and appropriate an operating budget, not including appropriations by special warrant articles and other appropriations voted separately, the amounts set forth on the budget posted with the warrant, for the purposes set forth therein, totaling \$2,628,903? Should this article be defeated, the default budget shall be \$2,576,926 which is the same as last year, with certain adjustments required by previous action of the District or by law or the governing body may hold one special meeting, in accordance with RSA 40:13, X and XVI, to take up the issue of a revised operating budget only. (The School Board recommends \$2,628,903 as set forth on said budget.)

Yes

No

Given under our hands, January 11, 2017

We certify and attest that on or before January 11, 2017 we posted a true and attested copy of the within Warrant at the place of meeting, and like copies at SAU #16, Kensington Town Hall, and delivered the original to the Town Clerk.

Printed Name	Position	Signature
Tina Favara	Board Member	
Dennis Roffman	Board Member	
Benjamin Cole	Board Member	

KENSINGTON SCHOOL DISTRICT WARRANT

To the inhabitants of the School District of the town of Kensington, County of Rockingham, State of New Hampshire, qualified to vote on District affairs:

You are hereby notified to meet at the Kensington Town Hall in said District on TUESDAY, THE FOURTEENTH DAY OF MARCH, 2017, at 8:00 AM to 7:30 PM, to act upon the following subjects:

1. To choose one (1) School Board member for the ensuing three (3) years.
2. To choose one (1) School District Treasurer for the ensuing two (2) years.
3. To choose one (1) School District Moderator for the ensuing three (3) years.
4. To choose one (1) School District Clerk for the ensuing three (3) years.
5. To choose one (1) School District Auditor for the ensuing one (1) year.

Given under our hands this _____ day of January 2017.

State of New Hampshire
True Copy of Warrant - Attest

KENSINGTON SCHOOL BOARD


Dennis Roffman, Chairperson


Tina Favara, Member

2016 KES Deliberative Session Minutes

Kensington School Deliberative Session
February 3, 2016

Community members gathered in the Kensington Elementary School Multipurpose Room. School District Moderator, Keith Johnson, called the session to order at 6:03 pm.

Mr. Johnson welcomed community members. Mr. Johnson led the meeting in a salute to the flag. He then asked for individuals to introduce themselves: School Board members, Dennis Roffman, Stacy Surprenant, Tina Favara, Associate Superintendent Paul Flynn, Principal Rebecca Ruel, and School District Clerk Susan Lalime.

Mr. Johnson read the Warrant Article 1 as follows:

KENSINGTON SCHOOL DISTRICT 2016 WARRANT

To the inhabitants of the School District of Kensington, County of Rockingham, State of New Hampshire, qualified to vote upon District affairs:

You are hereby notified to meet as follows:

FIRST SESSION: At the Kensington Elementary School in said Kensington on Wednesday, February 3, 2016 at 6:00 p.m. for explanation, discussion, debate, and possible amendment of the following warrant articles:

1. Shall the Kensington School District raise and appropriate an operating budget, not including appropriations by special warrant articles and other appropriations voted separately, the amounts set forth on the budget posted with the warrant, for the purposes set forth therein, totaling \$2,393,940? Should this article be defeated, the default budget shall be \$2,402,913 which is the same as last year, with certain adjustments required by previous action of the District or by law or the governing body may hold one special meeting, in accordance with RSA 40:13, X and XVI, to take up the issue of a revised operating budget only. (The School Board recommends \$2,393,940 as set forth on said budget.)

Mr. Johnson asked for questions from the floor. Mr. Roffman explained that the Board tries diligently to keep costs to a minimum. He shared information from page 7 of the Budget figures, pointing out that there is a 1.5% decrease in the budget from last year.

Mr. Bob Long inquired as to what ESOL Services are. Mr. Roffman explained these services are for English as a Second Language.

Mr. Johnson asked for any additional questions, there were none.

Mr. Roffman made a motion to approve Warrant Article 1 as written. Mrs. Surprenant seconded. By a show of hands, the motion was approved with no opposition.



ANNUAL REPORT 2016

Mr. Johnson read the Warrant Article 2 as follows:

2. Shall the Kensington School District approve the cost items included in the collective bargaining agreement reached between the Kensington School Board and the Kensington Education Association (the union representing the teachers) covering the two year period from September 1, 2016 to August 31, 2018 containing the following increases over the preceding year?

2016-2017, \$32,683

2017-2018, \$30,868

And, further to raise and appropriate the sum of \$32,683 for the 2016-2017 year, such sum representing the additional costs attributable to the increase in salaries and salary related benefits over those included as part of Article 1, the 2016-2017 operating budget. (The School Board recommends that the School District approve the cost items and make the appropriation of \$32,683.)

SECOND SESSION: At the Kensington Elementary School in said Kensington on Tuesday, March 8, 2016 to choose the following School District Officers: One School Board Member for a three year term, One School Board Member for a two year term, a School District Treasurer for a three year term, a School District Auditor for a one year term, and vote on article 1 and 2 above, as those articles may be amended at the First Session; by ballot, the polls to open at 8:00 a.m. and to close no earlier than 7:30 p.m.

Mr. Roffman explained the percentage differences with and without a teacher's contract. Mrs. Favara made a motion to approve Warrant Article 2 as written. Mrs. Surprenant seconded. Mr. Johnson called for a voice vote. All in favor, "yea". Article 2 was approved with no opposition.

3. To hear reports of agents, auditors, and committees or officers heretofore chosen.
4. To transact any other business which may legally come before the meeting?

On behalf of the School Board, Mr. Roffman recognized with appreciation, outgoing School Board member Stacy Surprenant for her service and dedication to the Kensington community. Mrs. Surprenant was presented a plaque of recognition.

The Deliberative Session was adjourned by Mr. Johnson at 6:15 pm.

Respectfully Submitted,



Susan M. Lalime
Kensington School District Clerk

DEBORAH G. HARRISON, Notary Public
My Commission Expires February 28, 2019

ANNUAL REPORT 2016

SAU 16 CALENDAR 2016-2017

Approved
10/19/15

2016

JULY							Days
S	M	T	W	T	F	S	Student
					1	2	0
3	4	5	6	7	8	9	Staff
10	11	12	13	14	15	16	0
17	18	19	20	21	22	23	
24/31	25	26	27	28	29	30	

AUGUST							Days
S	M	T	W	T	F	S	Student
	1	2	3	4	5	6	3
7	8	9	10	11	12	13	Staff
14	15	16	17	18	19	20	5
21	22	23	24	[25]	[26]	27	
28	29	30	31				

SEPTEMBER							Days
S	M	T	W	T	F	S	Student
				1	(2)	3	20
4	(5)	6	7	8	9	10	Staff
11	12	13	14	15	16	17	20
18	19	20	21	22	23	24	
25	26	27	28	29	30		

OCTOBER							Days
S	M	T	W	T	F	S	Student
						1	20
2	3	4	5	6	7	8	Staff
9	(10)	11	12	13	14	15	20
16	17	18	19	20	21	22	
23	24	25	26	27	28	29	
30	31						

NOVEMBER							Days
S	M	T	W	T	F	S	Student
							17
	1	2	3	4	5		Staff
6	7	[8]	9	10	(11)	12	18
13	14	15	16	17	18	19	
20	21	22	(23)	(24)	(25)	26	
27	28	29	30				

DECEMBER							Days
S	M	T	W	T	F	S	Student
				1	2	3	17
4	5	6	7	8	9	10	Staff
11	12	13	14	15	16	17	17
18	19	20	21	22	23	24	
25	(26)	(27)	(28)	(29)	(30)	31	

Symbol Key
 ○ = No School / Holiday / Vacation
 [] = Teacher In-Service (No School)
 < > = SAU Early Release

2017

JANUARY							Days
S	M	T	W	T	F	S	Student
1	(2)	3	4	5	6	7	20
8	9	10	11	12	13	14	Staff
15	(16)	17	18	19	20	21	20
22	23	24	25	26	27	28	
29	30	31					

FEBRUARY							Days
S	M	T	W	T	F	S	Student
			1	2	3	4	18
5	6	7	8	9	10	11	Staff
12	13	14	15	16	17	18	18
19	20	21	22	23	24	25	
26	(27)	(28)					

MARCH							Days
S	M	T	W	T	F	S	Student
			(1)	(2)	(3)	4	19
5	6	7	8	9	10	11	Staff
12	13	14	15	16	[17]	18	20
19	20	21	22	23	24	25	
26	27	28	29	30	31		

APRIL							Days
S	M	T	W	T	F	S	Student
						1	15
2	3	4	5	6	7	8	Staff
9	10	11	12	13	14	15	15
16	17	18	19	20	21	22	
23	(24)	(25)	(26)	(27)	(28)	29	
30							

MAY							Days
S	M	T	W	T	F	S	Student
							22
1	2	3	4	5	6		Staff
7	8	9	10	11	12	13	22
14	15	16	17	18	19	20	
21	22	23	24	25	26	27	
28	(29)	30	31				

JUNE							Days
S	M	T	W	T	F	S	Student
				1	2	3	9
4	5	6	7	8	9	10	Staff
11	12	13**	[14]	15	16	17	9 or 10
18	19	20	21	22	23	24	
25	26	27	28	29	30		Totals
							Student
							180
							Staff
							185

** June 14, 15, 16, 19 & 20
are snow make-up
days if needed

Important Dates

2016 NS = No School
August
 Teacher In-Service NS Aug 25-26
 School Opens - All Students Aug 29
 School Days 3

September
 Friday before Labor Day NS Sept 2
 Labor Day NS Sept 5
 School Days 20

October
 Columbus Day NS 10
 School Days 20

November
 Teacher In-Service NS Nov 8
 Veterans' Day NS Nov 11
 Thanksgiving Recess NS Nov 23-25
 School Days 17

December
 Holiday Break NS Dec 26-30
 School Days 17

2017
January
 Holiday Break NS Jan 2
 MLK, Jr. Day NS Jan 16
 School Days 20

February
 Winter Vacation NS Feb 27-28
 School Days 18

March
 Winter Vacation (con't) NS March 1-3
 Teacher In-Service NS March 17
 School Days 19

April
 Spring Vacation NS Apr 24-28
 School Days 15

May
 Memorial Day NS May 29
 School Days 21

June
 Last day for students June 13**
 Teacher In-service NS June 14
 School days 9

**Graduation - to be announced after
February vacation**

2017 KES MS-26 & MS-DS Reports



New Hampshire
Department of
Revenue Administration

2017
MS-26

School Budget Form: Kensington Local School

(RSA 21-J:34)

Appropriations and Estimates of Revenue for the Fiscal Year from:
July 1, 2017 to June 30, 2018

Form Due Date: 20 days after meeting

This form was posted with the warrant on: _____

For Assistance Please Contact:
NH DRA Municipal and Property Division
 Phone: (603) 230-5090
 Fax: (603) 230-5947
<http://www.revenue.nh.gov/mun-prop/>

SCHOOL BOARD CERTIFICATION

Under penalties of perjury, I declare that I have examined the information contained in this form and to the best of my belief it is true, correct and complete.

School Board Members	
Printed Name	Signature
Tina Favara	<i>Tina Favara</i>
Dennis Rofano	<i>Dennis Rofano</i>
Benjamin R. Cole	<i>Benjamin R. Cole</i>

This form must be signed, scanned, and uploaded to the Municipal Tax Rate Setting Portal:
<https://www.proptax.org/>

ANNUAL REPORT 2016



New Hampshire Department
of Revenue Administration

2017
MS-26

School Budget Form: Kensington Local School (RSA 21-J:34) Appropriations and Estimates of Revenue for the Fiscal Year from: July 1, 2017 to June 30, 2018 Form Due Date: 20 days after meeting

This form was posted with the warrant on: _____ For Assistance Please Contact: NH DRA Municipal and Property Division Phone: (603) 230-5090 Fax: (603) 230-5947 <http://www.revenue.nh.gov/mun-prop/>

SCHOOL BOARD CERTIFICATION Under penalties of perjury, I declare that I have examined the information contained in this form and to the best of my belief it is true, correct and complete.

School Board Members	
Printed Name	Signature
Tina Favara	
Dennis Roffman	
Benjamin B. Cole	

This form must be signed, scanned, and uploaded to the Municipal Tax Rate Setting Portal: <https://www.proptax.org/>

ANNUAL REPORT 2016

Appropriations						
Account Code	Purpose of Appropriation	Warrant Article #	Expenditures Prior Year	Appropriations Current Year as Approved by DRA	Appropriations Ensuing FY (Recommended)	Appropriations Ensuing FY (Not Recommended)
Instruction						
1100-1199	Regular Programs	01	\$790,454	\$761,341	\$826,130	\$0
1200-1299	Special Programs	01	\$179,429	\$209,826	\$289,814	\$0
1300-1399	Vocational Programs		\$0	\$0	\$0	\$0
1400-1499	Other Programs	01	\$8,635	\$12,000	\$11,250	\$0
1500-1599	Non-Public Programs	01	\$0	\$0	\$0	\$0
1600-1699	Adult/Continuing Education Programs	01	\$0	\$0	\$0	\$0
1700-1799	Community/Junior College Education Programs		\$0	\$0	\$0	\$0
1800-1899	Community Service Programs		\$0	\$0	\$0	\$0
Support Services						
2000-2199	Student Support Services	01	\$193,263	\$202,860	\$226,919	\$0
2200-2299	Instructional Staff Services	01	\$86,002	\$96,693	\$104,504	\$0
General Administration						
0000-0000	Collective Bargaining		\$0	\$0	\$0	\$0
2310 (840)	School Board Contingency		\$0	\$0	\$0	\$0
2310-2319	Other School Board	01	\$3,832	\$5,240	\$13,240	\$0
Executive Administration						
2320 (310)	SAU Management Services	01	\$49,218	\$46,223	\$42,648	\$0
2320-2399	All Other Administration		\$0	\$0	\$0	\$0
2400-2499	School Administration Service	01	\$142,826	\$150,256	\$159,121	\$0
2500-2599	Business		\$0	\$0	\$0	\$0
2600-2699	Plant Operations and Maintenance	01	\$209,192	\$196,452	\$190,644	\$0
2700-2799	Student Transportation	01	\$90,663	\$95,394	\$124,640	\$0
2800-2999	Support Service, Central and Other	01	\$550,517	\$600,338	\$589,993	\$0
Non-Instructional Services						
3100	Food Service Operations	01	\$0	\$50,000	\$50,000	\$0
3200	Enterprise Operations		\$0	\$0	\$0	\$0
Facilities Acquisition and Construction						
4100	Site Acquisition		\$0	\$0	\$0	\$0
4200	Site Improvement		\$0	\$0	\$0	\$0
4300	Architectural/Engineering		\$0	\$0	\$0	\$0
4400	Educational Specification Development		\$0	\$0	\$0	\$0
4500	Building Acquisition/Construction		\$0	\$0	\$0	\$0
4600	Building Improvement Services		\$0	\$0	\$0	\$0
4900	Other Facilities Acquisition and Construction		\$0	\$0	\$0	\$0
Other Outlays						
5110	Debt Service - Principal		\$0	\$0	\$0	\$0
5120	Debt Service - Interest		\$0	\$0	\$0	\$0
Fund Transfers						
5220-5221	To Food Service		\$0	\$0	\$0	\$0
5222-5229	To Other Special Revenue		\$0	\$0	\$0	\$0
5230-5239	To Capital Projects		\$0	\$0	\$0	\$0
5254	To Agency Funds		\$0	\$0	\$0	\$0
5310	To Charter Schools		\$0	\$0	\$0	\$0
5390	To Other Agencies		\$0	\$0	\$0	\$0
9990	Supplemental Appropriation		\$0	\$0	\$0	\$0
9992	Deficit Appropriation		\$0	\$0	\$0	\$0
Total Proposed Appropriations			\$2,304,031	\$2,426,623	\$2,628,903	\$0

ANNUAL REPORT 2016

Special Warrant Articles						
Account Code	Purpose of Appropriation	Warrant Article #	Expenditures Prior Year	Current Year as Approved by DRA	Ensuing FY (Recommended)	Ensuing FY (Not Recommended)
5251	To Capital Reserve Fund		\$0	\$0	\$0	\$0
5252	To Expendable Trust Fund		\$0	\$0	\$0	\$0
5253	To Non-Expendable Trust Fund		\$0	\$0	\$0	\$0
Special Articles Recommended						

Individual Warrant Articles						
Account Code	Purpose of Appropriation	Warrant Article #	Expenditures Prior Year	Current Year as Approved by DRA	Ensuing FY (Recommended)	Ensuing FY (Not Recommended)
Individual Articles Recommended						

Revenues						
Account Code	Source of Revenue	Warrant Article #	Actual Revenues Prior Year	Revised Revenues Current Year	Estimated Revenues Ensuing Fiscal Year	
Local Sources						
1300-1349	Tuition		\$0	\$0	\$0	\$0
1400-1449	Transportation Fees		\$0	\$0	\$0	\$0
1500-1599	Earnings on Investments	01	\$665	\$550	\$500	\$500
1600-1699	Food Service Sales	01	\$0	\$40,000	\$40,000	\$40,000
1700-1799	Student Activities		\$0	\$0	\$0	\$0
1800-1899	Community Services Activities		\$0	\$0	\$0	\$0
1900-1999	Other Local Sources	01	\$2,412	\$3,082	\$3,000	\$3,000
State Sources						
3210	School Building Aid		\$0	\$0	\$0	\$0
3215	Kindergarten Building Aid		\$0	\$0	\$0	\$0
3220	Kindergarten Aid		\$0	\$0	\$0	\$0
3230	Catastrophic Aid		\$0	\$0	\$0	\$0
3240-3249	Vocational Aid		\$0	\$0	\$0	\$0
3250	Adult Education		\$0	\$0	\$0	\$0
3260	Child Nutrition	01	\$0	\$1,000	\$1,000	\$1,000
3270	Driver Education		\$0	\$0	\$0	\$0
3290-3299	Other State Sources		\$0	\$0	\$0	\$0
Federal Sources						
4100-4539	Federal Program Grants		\$0	\$0	\$0	\$0
4540	Vocational Education		\$0	\$0	\$0	\$0
4550	Adult Education		\$0	\$0	\$0	\$0
4560	Child Nutrition	01	\$0	\$5,000	\$9,000	\$9,000
4570	Disabilities Programs		\$0	\$0	\$0	\$0
4580	Medicaid Distribution	01	\$13,616	\$5,000	\$5,000	\$5,000
4590-4999	Other Federal Sources (non-4810)		\$0	\$0	\$0	\$0
4810	Federal Forest Reserve		\$0	\$0	\$0	\$0
Other Financing Sources						
5110-5139	Sale of Bonds or Notes		\$0	\$0	\$0	\$0
5140	Reimbursement Anticipation Notes		\$0	\$0	\$0	\$0
5221	Transfers from Food Service Special Revenues Fund		\$0	\$0	\$0	\$0
5222	Transfer from Other Special Revenue Funds		\$0	\$0	\$0	\$0
5230	Transfer from Capital Project Funds		\$0	\$0	\$0	\$0
5251	Transfer from Capital Reserve Funds		\$0	\$0	\$0	\$0
5252	Transfer from Expendable Trust Funds		\$0	\$0	\$0	\$0
5253	Transfer from Non-Expendable Trust Funds		\$0	\$0	\$0	\$0
5300-5699	Other Financing Sources		\$0	\$0	\$0	\$0
9997	Supplemental Appropriation (Contra)		\$0	\$0	\$0	\$0
9998	Amount Voted from Fund Balance		\$0	\$0	\$0	\$0
9999	Fund Balance to Reduce Taxes	01	\$0	\$126,932	\$75,000	\$75,000
Total Estimated Revenues and Credits			\$16,693	\$181,564	\$133,500	

MS-26: Kensington Local School 2017

ANNUAL REPORT 2016

Budget Summary		
Item	Current Year	Ensuing Year
Operating Budget Appropriations Recommended	\$2,393,940	\$2,628,903
Special Warrant Articles Recommended	\$0	\$0
Individual Warrant Articles Recommended	\$32,683	\$0
TOTAL Appropriations Recommended	\$2,426,623	\$2,628,903
Less: Amount of Estimated Revenues & Credits	\$133,000	\$133,500
Less: Amount of State Education Tax/Grant	\$219,163	\$153,143
Estimated Amount of Taxes to be Raised	\$2,074,460	\$2,342,258

Exeter Region Cooperative School District and SAU16 Reports

THE EXETER REGION
COOPERATIVE
SCHOOL DISTRICT

ANNUAL REPORT

For the Year Ending June 30, 2016
For the Proposed 2017-2018 Budget

EXETER REGION COOPERATIVE SCHOOL DISTRICT

SUPERINTENDENT'S OFFICE

Michael A. Morgan
Superintendent of Schools
(603) 775-8653
mmorgan@sau16.org

William
Assistant Superintendent of Schools
(603) 775-8679
wfurubush@sau16.org

Paul A. Flynn
Associate Superintendent of Schools
Director of Human Resources
(603) 775-8652
pflynn@sau16.org

Amy R. Ransom
Business Administrator
(603) 775-8669
aransom@sau16.org

Esther T. Asbell
Assistant Superintendent of Schools
(603) 775-8655
easbell@sau16.org

Helen M. Rist
Special Education Administrator
(603) 775-8646
candre@sau16.org

EXETER REGION COOPERATIVE SCHOOL DISTRICT

BOARD MEMBERS AND DISTRICT OFFICERS

Chair of the School Board: Helen Joyce

NAME	TERM EXPIRES	TOWN
Maggie Bishop	2018	Exeter
Paul Bauer	2018	Newfields
Kimberly Meyer	2019	Exeter
Travis Thompson	2017	Stratham
Melissa Litchfield	2019	Brentwood
Denny Grubbs	2017	Exeter
Deborah Hobson	2017	East Kingston
Helen Joyce	2018	Stratham
Jim Webber	2019	Kensington

School District Website: www.sau16.org

Moderator: Kate Miller 2017

School District Clerk: Susan EH Bendroth 2017

School District Treasurer: Mark Portu 2017

BUDGET ADVISORY COMMITTEE MEMBERS

Chair of the Budget Advisory Committee: David Pendell

NAME	TERM EXPIRES	TOWN
Rob Delorie	2019	Exeter
Lucy Cushman	2019	Stratham
Connie Gilman	2018	Stratham
Open Seat	2019	Newfields
Cheryl McDonough	2017	Kensington
Roy Morrisette	2017	Exeter
Mark Paige	2018	Exeter
David Pendell	2018	East Kingston
Krista Steger	2017	Brentwood

2016-2017 REPORT OF THE SUPERINTENDENT OF SCHOOLS

November 2016 saw one of the most contentious and negative presidential campaigns in US history. Strong feelings of discontent with both major political party candidates set a tone that will be studied for many years. In the end, Donald Trump won the Electoral College vote while Hillary Clinton captured the total popular vote confirming Mr. Trump's place as the 45th President of the United States.

In the New Hampshire political arena, two Newfields residents attained distinction: Two-term Governor Maggie Hassan was elected to the US Senate and Executive Councilor Chris Sununu was elected Governor. Congratulations to each of them!

For the third year in a row, the US and NH economies continue to show solid growth and recovery since the major recession of 2008-2010. The housing market in southeastern NH is booming as many real estate brokers and agents report a shortage of properties for sale. Oil and gasoline prices continue to show minimal increases as gas prices now average about \$2.20 a gallon. The value of the US dollar is very strong against the Canadian dollar (\$0.75), the British Pound (\$1.25), and the Euro (\$1.06). The unemployment rate in NH has improved once again to 2.7% in 2016, down from 3.2 in 2015. This makes NH's rate the second lowest in the country with only South Dakota being slightly better.

It is among these economic factors that School Administrative Unit (SAU) 16 schools continue to work hard to provide the best possible education that serves the students and families in our communities, while respecting the heavy burden that local property taxes have on residents. School Board Members and Administrators are very sensitive to the fact that approximately 80% of SAU 16 households do not have school age children residing in them, while also being very aware that New Hampshire is second only to Florida in its aging average population.

Continuing to understand the relevancy of economic trends in an SAU school system that is the third largest in the State of New Hampshire is a marvelous educational endeavor. Professional educators here are strongly committed to developing good citizens who will learn extensively and work hard to contribute to a culture and a society that values honesty, integrity, hard work, and high ethical and moral standards. That is part of the reason that our Vision Statement, Mission Statement, and Vision for Our Graduates help to drive the services that our six communities provide to students and families.

SAU 16 VISION STATEMENT

To provide a rigorous and comprehensive education that will prepare our students for diverse post-secondary educational opportunities, a competitive workplace, and active civic participation.

SAU 16 MISSION STATEMENT

To help students gain knowledge and skills that build intellect, character, and a lifelong thirst for learning.

SAU 16 VISION FOR OUR GRADUATES....A Compass to Guide Our Work

Each graduate demonstrates engaged learning and citizenship through the ability to solve problems independently and collaboratively with perseverance and resilience, and communicates solutions with confidence and empathy.

HIGHLIGHTS

Curriculum, Communication, Community Service, and Transitions continue to be the focus of student-centered initiatives, personalized instruction, and work within the six communities of SAU 16. The successful implementation of the 2010-2015 Strategic Plan has been a cooperative effort of students, staff, administrators, and School Board Members. Monthly Superintendent Reports to the community are

ANNUAL REPORT 2016

published and available at the SAU website (www.sau16.org). In October 2016, the SAU Joint Board approved the next SAU Strategic Plan that will guide our collective work for 2017-2022. Approximately 40 interested Board Members, administrators, teachers, students, and members of the public joined this collaborative effort and identified three significant Focus Areas for the next five years: 1) Teaching and Learning; 2) Health and Community; and 3) Philosophy and Governance.

Highlights of the past year include:

1. The SAU is committed to achieve high academic standards and to provide the best possible selection of courses and educational opportunities to students from pre-school to high school graduation. The SAU goal is to have every student career and college ready and to become actively involved as a contributing member in society.
2. *Competency-Based Education* is the overarching theme of the school year as teachers and administrators strive to make education “personalized” so that each student may achieve his/her highest potential while being able to take ownership of his/her learning and demonstrate that learning to others.
3. The College Board recognized Exeter High School (EHS) in its 7th Annual AP District Honor Roll. This is a list of approximately 433 districts across the U.S. and Canada being honored for increasing access to AP® course work, while simultaneously maintaining or increasing the percentage of students earning scores of three (3) or higher on Advanced Placement exams. Reaching these goals shows that EHS “*is successfully identifying motivated, academically prepared students who are ready*” for Advanced Placement in colleges and universities.
4. The SAU administration and faculty are implementing the NextGen Science standards to advance curriculum work throughout all of the schools in the SAU.
5. The SAU 16 professional staff is strongly committed to improving its art and its method of teaching. Using the “instructional rounds process,” teams of staff members are looking at classroom instruction in a focused, systematic, purposeful and collective way. Are classrooms sharing school based common themes and are students understanding the purpose of their instruction – ways we want to bridge the knowledge gap between educators and their practices. During the 2016-2017 school year, each SAU 16 school will host at least one “instructional rounds” visit as a demonstration of the collective commitment to improve instruction.
6. The SAU Safety and Security Committee strengthened collaboration among the eleven schools in the SAU and the six local police departments. This year’s work extended beyond on-going work and involvement with the NH Department of Safety - Office of Homeland Security to the Rockingham County Sherriff’s Office. Recently completed safety audits of each school have led to building improvements with regard to more safe and secure entrances and the practical implementation of “reunification strategies.” Retired Exeter Police Chief Rich Kane joined the SAU as its “Safety and Security Coordinator” to enhance and stress the importance of this work.
7. Student enrollment at the Seacoast School of Technology (SST) continues to be very strong. SST began in 1980 and is currently in its 38th year of operation. It offers 12 programs in career and technical education fields. Currently 248 students are earning 696 college credits through “Dual Enrollment” programs offered in conjunction with various colleges and universities.
8. Six of the seven SAU 16 elementary schools were recognized by the New Hampshire Partners in Education for their outstanding parent and community volunteer programs.
9. Exeter Adult Education celebrated the 50th Anniversary of the “birth” of Adult Education programs in the United States and has completed 30 years of successful programming for those students seeking to earn their high school diploma or a diploma equivalency. It also offers a wide variety of “enrichment programs” for adults.
10. The Exeter School District welcomed Mr. Steve Tullar as the new principal for East Kingston Elementary School (EKES) and Ms. Patty Wons as the new principal for the Cooperative Middle School (CMS). Mr. Jim Eaves retired from EKES after serving the school faithfully for 13 years.

Former CMS Principal Bill Furbush moved to the SAU 16 Central Office to serve as Assistant Superintendent to replace Ms. Sandra MacDonald who began working for the NH Department of Education in March 2016.

11. Five members of the Exeter High School (EHS) Class of 2016 earned the prestigious distinction of being named *National Merit Scholars*: Michael Clements, Kristen McLaughlin, Sydney Morris, Christopher Sullivan, and Jeremie Dyes-Hopping
12. Former Exeter High School (EHS) football coach, Charlie Burch who passed away in 1978 at the age of 47, was inducted into the NHIAA Hall of Fame in November 2016. Coach Burch led EHS to three state championships (1963-1965) and amassed a 23-game winning streak in the 1960's. He was also named *Division III Coach of the Year* three times in a row.
13. The Exeter School District passed a \$5.4M bond in March 2016 so that additional classrooms could be added to Main Street School (MSS). This will allow Exeter to begin offering full-day kindergarten to all interested families in the fall of 2018.
14. The Brentwood School District voted to approve the addition of full-day kindergarten in March 2016. That program became available to all interested Brentwood families in August 2016.
15. SAU 16 saw the retirements of 17 SAU professional staff members who dedicated a combined total of 348.5 years of service to our children and their families. Join this with the 32 professional staff members who have retired over the past two years. They had dedicated a total of 760 years of faithful service. This means that in three years, 49 staff members, with a combined total of 1108.5 years of service, have retired from working in SAU 16. Given the demographics of current employees, this trend will unfold for several more years.
16. In March 2016, Mrs. Jean Tucker retired from her lengthy service as a member of the Exeter School Board. Mrs. Tucker faithfully served that Board for 30 years as she was devoted to providing the best possible education and services to the children and families of her community.
17. SAU 16 currently has 94 students who are registered for "Home School" programs.
18. *Connor's Climb Foundation*, named in honor of Brentwood resident Connor Ball who died in October 2011, is committed to the mission of suicide prevention and has gained regional and national accolades for its important work which is led by Connor's mother, Tara Holmes Ball.
19. The Exeter High School (EHS) Unified Soccer Team won its second consecutive state championship in the fall of 2016.
20. The Exeter High School (EHS) Boys Soccer Team won the *Division I State Championship* in the fall of 2016.
21. Stratham Memorial School (SMS) won the Grand Prize for "Best Float" in the Stratham 300th Anniversary Parade that was held at the end of September.
22. The Seacoast School of Technology (SST) hosted the October 2016 meeting of the Governor and Executive Council. Several students presented to the Council during its breakfast meeting. Governor Maggie Hassan presented Certificates of Commendation to SST Administrative Assistants Laurie Eldridge and Brenda Schrempf and Teaching Assistant James Walsh.
23. Exeter High School (EHS) physical education teacher, Jim Tufts, is coaching EHS Soccer and Boys' Ice Hockey for the 40th consecutive year. What an accomplishment!
24. Mrs. Lynne Walker received the coveted 2016 *Eustis Award* at the formal opening of the SAU 16 school year. She currently serves as the third grade teacher at East Kingston Elementary School (EKES). In addition to that important role, she has been the Director of the annual musical productions at EKES for at least thirteen years and has been instrumental in coaching girls lacrosse at a variety of levels, including the Cooperative Middle School (CMS). This year Lynne is beginning her 20th year of service to EKES. Ms. Walker joins 14 other SAU 16 professional staff members who have been recognized in this way since the *Eustis Award* began in 2004.
25. SAU 16 Business Administrator Amy Ransom was selected by her statewide colleagues as the *2016 Business Administrator of the Year*.

ANNUAL REPORT 2016

26. Ms. Trish Raymond, School Psychologist at Lincoln Street School (LSS), was selected as the President of her professional organization, the New Hampshire Association of School Psychologists.
27. In November, the SAU Joint Board hosted its 7th annual meeting with state legislators as they discuss topics of mutual interest and to share ideas about what is happening politically and financially at the state and local levels.
28. The *End 68 Hours of Hunger* program, coordinated locally by Ms. Kim Army from Newfields and Ms. Sue Abizaid from Stratham, has a profound positive effect on SAU 16 families that show signs of “food insecurity.” Approximately 75-100 backpacks of food are provided to children anonymously each week, thanks to the generous donations of many community businesses and individuals.
29. The Exeter Region Cooperative School Board voted to pursue a \$21.9M “renewal” to the Cooperative Middle School that opened in 1998. This proposed renovation includes adding 10 classrooms, expanding the cafeteria, expanding music and office spaces, and a new gymnasium will be presented to the voters in March 2017.
30. Schools are using a wide variety of media - including websites, newspapers, cable access television, and blogs - to communicate the schools’ mission and service to the community.
31. The Exeter Area Lions Club works with SAU 16 schools through *Operation KidSight*, its vision screening program. Its mission is “to prevent blindness through early detection and treatment of the most common vision disorders in children.” Each year many children benefit from this free screening provided to students and this often leads to children receiving important eye care as soon as possible.
32. SAU 16 supports the work of the Exeter Adult Education Program, the Great Bay eLearning Charter School (GBeCS) and the Virtual Learning Academy Charter School (VLACS) as each embraces non-traditional ways of student learning.
33. Channel 13, the SAU 16 Educational Channel that is provided to all Comcast subscribers within the six towns of the SAU, continues to expand its program offerings to keep the public informed about school events, activities, and meetings.
34. Yours truly was recognized by both Plymouth State University and New England College for “Distinguished Graduate School Teaching” in 2016.

This is my ninth year working with you in this important educational process. Please know that I remain firmly committed to providing the leadership that is necessary to maintain and expand the breadth and depth of educational services that are needed and expected in today’s public schools. SAU 16 has the gift of many outstanding teachers, support staff members, administrators, and school board members who share our common goal of providing the best possible education for our students and their families at a reasonable cost to taxpayers. Our students and families are the real beneficiaries of this effort.

Respectfully submitted,


MICHAEL A. MORGAN
Superintendent of Schools

Regional School: Exeter Coop New Hampshire Warrant and Budget 2017

To the inhabitants of the town of Exeter Coop in the County of Rockingham in the state of New Hampshire qualified to vote in school district affairs are hereby notified and warned that the two phases of the Annual School District Meeting will be held as follows:

First Session of Annual Meeting (Deliberative Session):

Date: February 9, 2017

Time: 7:00 pm

Location: Exeter High School

Details:

Second Session of Annual Meeting (Official Ballot Voting)

Date: March 14, 2017

Time: Various

Location: Various

Details: Voting in the towns of Brentwood, East Kingston, Exeter, Kensington, Newfields, and Stratham

Article 01: Bond for CMS addition/renovations

Shall the District raise and appropriate the sum of twenty-one million, nine hundred eighty-five thousand, four hundred eight-five dollars (\$21,985,485) for the purpose of renovations and additions to the Cooperative Middle School in order to accommodate for changes in programs and expanding needs of the school; twenty-one million, nine hundred eighty-five thousand, four hundred eight-five dollars (\$21,985,485) of such sum to be raised through the issuance of bonds or notes under and in compliance with the Municipal Finance Act, RSA 33:1 et seq., as amended; to authorize the School Board to apply for, obtain and accept federal, state or other aid, if any, which may be available for said project and to comply with all laws applicable to said project; to authorize the School Board to issue, negotiate, sell and deliver said bonds and notes and to determine the rate of interest thereon and the maturity and other terms thereof; and to authorize the School Board to take any other action or to pass any other vote relative thereto; and further, raise and appropriate an additional four hundred seventeen thousand one hundred sixty-four dollars to meet the necessary financial obligations associated with the project's debt service for the 2017-2018 fiscal year.

(A 3/5 vote is necessary to authorize the issuance of said notes or bonds. The School Board and the Budget Advisory Committee both recommend the adoption of this article.)

Yes No

Article 02: ERCSD Operating Budget FY18

Shall the District raise and appropriate as an operating budget, not including appropriations by special warrant articles and other appropriations voted separately, the amounts set forth on the budget posted with the warrant, or as amended by vote of the first session, for the purposes set forth therein, totaling \$56,796,662? Should this article be defeated, the operating budget shall be \$56,435,092 which is the same as last year, with certain adjustments required by previous action of the District or by law; or the governing body may hold one special meeting, in accordance with RSA 40:13, X and XVI, to take up the issue of a revised operating budget only. (The School Board and Budget Advisory Committee both recommend \$56,796,662 as set forth on said budget.) Majority vote required.

Yes No

ANNUAL REPORT 2016

Article 03: CBA between ERCSD and EAAA

To see if the school district will vote to approve the cost items included in the collective bargaining agreement reached between the Exeter Region Cooperative School District and the Exeter Area Administrators Association which calls for the following increases in salaries and benefits at the current staffing level:

Fiscal Year	Estimated Increase
2018	\$42,488
2019	\$50,452
2020	\$51,713
2021	\$42,405
2022	\$43,253

and further to raise and appropriate \$42,488 for the upcoming fiscal year, such sum representing the additional costs attributable to the increase in salaries and benefits required by the new agreement over those that would be paid at current staffing levels. (The School Board and the Budget Advisory Committee both recommend this appropriation.) Majority vote required.

Yes No

Article 04: CBA between ERCSD board and EEA

To see if the school district will vote to approve the cost items included in the collective bargaining agreement reached between the Exeter Region Cooperative School District and the Exeter Educators Association which calls for the following increases in salaries and benefits at the current staffing level:

Fiscal Year	Estimated Increase
2018	\$675,753
2019	\$721,300
2020	\$712,162
2021	\$699,910

and further to raise and appropriate \$675,753 for the upcoming fiscal year, such sum representing the additional costs attributable to the increase in salaries and benefits required by the new agreement over those that would be paid at current staffing levels. (The School Board and the Budget Advisory Committee both recommend this appropriation.) Majority vote required.

Yes No

Article 05: CRF for Synthetic Turf Replacement

To see if the school district will vote to raise and appropriate the sum of up to \$50,000 to be placed in the Synthetic Turf Replacement Capital Reserve Fund previously established under the provisions of RSA 35:1 for replacement of the synthetic turf field located at Exeter High School. This sum to come from the June 30 undesignated fund balance available for transfer on July 1. No amount to be raised from taxation. (The School Board and the Budget Advisory Committee both recommend this appropriation.) Majority vote required.

Yes No

ANNUAL REPORT 2016

SECOND SESSION: At the polling places designated below on **Tuesday, March 14, 2017**, to choose the following School District Officers:

School District Board Member (Exeter)	3-year Term Expiring 2020
School District Board Member (East Kingston)	3-year Term Expiring 2020
School District Board Member (Stratham)	3-year Term Expiring 2020
School District Moderator	1-year Term Expiring 2018
Budget Committee Member (Brentwood)	3-year Term Expiring 2020
Budget Committee Member (Exeter)	3-year Term Expiring 2020
Budget Committee Member (Kensington)	3-year Term Expiring 2020

and vote on the articles listed as **1, 2, 3, 4, and 5**, as those article may be amended at the First Session; by ballot, the polls to be open at the polling places at the hours designated below:

<u>VOTERS IN TOWN OF</u>	<u>POLLING PLACE</u>	<u>POLLING HOURS</u>
Brentwood	Brentwood Recreation Center	8:00 AM to 7:00 PM
East Kingston	East Kingston Elementary School	8:00 AM to 7:00 PM
Exeter	Talbot Gym Tuck Learning Campus	7:00 AM to 8:00 PM
Kensington	Kensington Town Hall	8:00 AM to 7:30 PM
Newfields	Newfields Town Hall	8:00 AM to 7:00 PM
Stratham	Stratham Municipal Center	8:00 AM to 8:00 PM

ANNUAL REPORT 2016

Given under our hands, January 10, 2017		
We certify and attest that on or before January 10, 2017 we posted a true and attested copy of the within Warrant at the place of meeting, and like copies at SAU 16, Brentwood, East Kingston, Exeter, Kensington, Newfields, and Stratham Town Offices and delivered the original to the Town Clerk.		
Printed Name	Position	Signature
Karen Joyce	School Board Chair	Karen Joyce
Melissa A. Litchfield	School Board Member	Melissa A. Litchfield
Paul Bauer	School Board Member	Paul Bauer
Deborah L. Hobson	School Board	Deborah L. Hobson
JAMES WEBER	SCHOOL BOARD	James Weber
Kimberly Meyer	School Board member	Kimberly Meyer
LEONIE CORUBBS	SCHOOL BOARD MEMBER	Leonie Corubbs

ANNUAL REPORT 2016



New Hampshire
Department of
Revenue Administration

2017
MS-26

School Budget Form: Exeter Coop (RSA 21-J:34)

Appropriations and Estimates of Revenue for the Fiscal Year from:
July 1, 2017 to June 30, 2018
Form Due Date: **20 days after meeting**

This form was posted with the warrant on: 1/19/17

For Assistance Please Contact:
NH DRA Municipal and Property Division
 Phone: (603) 230-5090
 Fax: (603) 230-5947
<http://www.revenue.nh.gov/mun-prop/>

SCHOOL BOARD CERTIFICATION

Under penalties of perjury, I declare that I have examined the information contained in this form and to the best of my belief it is true, correct and complete.

School Board Members	
Printed Name	Signature
EDMUND H. GRUBBS	Edmund H. Grubbs
Kimberly Meyer	Kimberly Meyer
JAMES WEBER	James Weber
HELEN JOYCE	Helen Joyce
Melissa A. Litchfield	Melissa A. Litchfield
Paul Baur	Paul Baur
Deborah L. Hobson	Deborah L. Hobson

This form must be signed, scanned, and uploaded to the Municipal Tax Rate Setting Portal:
<https://www.proptax.org/>

ANNUAL REPORT 2016

Appropriations						
Account Code	Purpose of Appropriation	Warrant Article #	Expenditures Prior Year	Appropriations Current Year as Approved by DRA	Appropriations Enslung FY (Recommended)	Appropriations Enslung FY (Not Recommended)
Instruction						
1100-1199	Regular Programs	02	\$13,751,152	\$14,248,157	\$14,197,097	\$0
1200-1299	Special Programs	02	\$6,100,002	\$6,709,642	\$6,970,757	\$0
1300-1399	Vocational Programs	02	\$1,731,646	\$1,818,937	\$1,891,153	\$0
1400-1499	Other Programs	02	\$810,179	\$805,718	\$809,104	\$0
1500-1599	Non-Public Programs	02	\$0	\$0	\$0	\$0
1600-1699	Adult/Continuing Education Programs	02	\$124,480	\$149,253	\$149,069	\$0
1700-1799	Community/Junior College Education Programs		\$0	\$0	\$0	\$0
1800-1899	Community Service Programs		\$0	\$0	\$0	\$0
Support Services						
2000-2199	Student Support Services	02	\$2,710,957	\$2,807,423	\$2,839,505	\$0
2200-2299	Instructional Staff Services	02	\$1,921,470	\$1,653,976	\$1,884,958	\$0
General Administration						
0000-0000	Collective Bargaining		\$0	\$0	\$0	\$0
2310 (840)	School Board Contingency		\$0	\$0	\$0	\$0
2310-2319	Other School Board	02	\$49,302	\$95,100	\$95,100	\$0
Executive Administration						
2320 (310)	SAU Management Services	02	\$1,042,272	\$1,042,350	\$1,119,523	\$0
2320-2399	All Other Administration	02	\$34,911	\$48,807	\$69,303	\$0
2400-2499	School Administration Service	02	\$1,532,684	\$1,625,176	\$1,652,576	\$0
2500-2599	Business		\$0	\$0	\$0	\$0
2600-2699	Plant Operations and Maintenance	02	\$4,109,729	\$5,045,696	\$4,979,992	\$0
2700-2799	Student Transportation	02	\$1,901,144	\$1,895,298	\$2,103,363	\$0
2800-2999	Support Service, Central and Other	02	\$10,602,287	\$12,114,474	\$12,648,698	\$0
Non-Instructional Services						
3100	Food Service Operations	02	\$967,749	\$1,100,000	\$1,100,000	\$0
3200	Enterprise Operations	02	\$0	\$818,510	\$818,510	\$0
Facilities Acquisition and Construction						
4100	Site Acquisition		\$0	\$0	\$0	\$0
4200	Site Improvement		\$0	\$0	\$0	\$0
4300	Architectural/Engineering		\$0	\$0	\$0	\$0
4400	Educational Specification Development		\$0	\$0	\$0	\$0
4500	Building Acquisition/Construction		\$0	\$0	\$0	\$0
4600	Building Improvement Services		\$0	\$0	\$0	\$0
4900	Other Facilities Acquisition and Construction		\$0	\$0	\$0	\$0
Other Outlays						
5110	Debt Service - Principal	02	\$2,309,977	\$2,204,801	\$1,720,740	\$0
5120	Debt Service - Interest	02	\$2,121,301	\$2,229,476	\$1,467,214	\$0
Fund Transfers						
5220-5221	To Food Service		\$0	\$0	\$0	\$0
5222-5229	To Other Special Revenue		\$0	\$0	\$0	\$0
5230-5239	To Capital Projects		\$0	\$0	\$0	\$0
5254	To Agency Funds		\$0	\$0	\$0	\$0
5310	To Charter Schools	02	\$280,000	\$280,000	\$280,000	\$0
5390	To Other Agencies		\$0	\$0	\$0	\$0
9990	Supplemental Appropriation		\$0	\$0	\$0	\$0
9992	Deficit Appropriation		\$0	\$0	\$0	\$0
Total Proposed Appropriations			\$52,101,242	\$56,692,794	\$56,796,662	\$0

ANNUAL REPORT 2016

Special Warrant Articles						
Account Code	Purpose of Appropriation	Warrant Article #	Expenditures Prior Year	Appropriations Current Year as Approved by DRA	Appropriations Ensuing FY (Recommended)	Appropriations Ensuing FY (Not Recommended)
5252	To Expendable Trust Fund		\$0	\$0	\$0	\$0
5253	To Non-Expendable Trust Fund		\$0	\$0	\$0	\$0
5120	Debt Service - Interest	01	\$0	\$0	\$417,164	\$0
Purpose: 20 year bond for and addition renovation at the Co						
5230-5239	To Capital Projects	01	\$0	\$0	\$21,985,485	\$0
Purpose: 20 year bond for and addition renovation at the Co						
5251	To Capital Reserve Fund	05	\$50,000	\$50,000	\$50,000	\$0
Purpose: CRF for Synthetic Turf Replacement						
Special Articles Recommended			\$50,000	\$50,000	\$22,452,649	\$0

Individual Warrant Articles						
Account Code	Purpose of Appropriation	Warrant Article #	Expenditures Prior Year	Appropriations Current Year as Approved by DRA	Appropriations Ensuing FY (Recommended)	Appropriations Ensuing FY (Not Recommended)
0000-0000	Collective Bargaining	03	\$0	\$0	\$42,488	\$0
Purpose: Collective bargaining agreement between Exeter Reg						
0000-0000	Collective Bargaining	04	\$0	\$0	\$675,753	\$0
Purpose: CBA between ERCSD board and EEA						
Individual Articles Recommended			\$0	\$0	\$718,241	\$0

ANNUAL REPORT 2016

Revenues					
Account Code	Source of Revenue	Warrant Article #	Actual Revenues Prior Year	Revised Revenues Current Year	Estimated Revenues Ensuing Fiscal Year
Local Sources					
1300-1349	Tuition	02	\$952,624	\$922,896	\$937,896
1400-1449	Transportation Fees		\$0	\$0	\$0
1500-1599	Earnings on Investments	02	\$10,466	\$10,000	\$10,500
1600-1699	Food Service Sales	02	\$835,915	\$910,000	\$910,000
1700-1799	Student Activities		\$0	\$0	\$0
1800-1899	Community Services Activities		\$0	\$0	\$0
1900-1999	Other Local Sources	02	\$388,524	\$336,855	\$348,855
State Sources					
3210	School Building Aid	02	\$1,486,873	\$1,425,594	\$1,200,568
3215	Kindergarten Building Aid		\$0	\$0	\$0
3220	Kindergarten Aid		\$0	\$0	\$0
3230	Catastrophic Aid	02	\$646,155	\$324,382	\$324,382
3240-3249	Vocational Aid	02	\$1,096,134	\$1,100,000	\$1,100,000
3250	Adult Education		\$0	\$0	\$0
3260	Child Nutrition	02	\$9,786	\$10,000	\$10,000
3270	Driver Education		\$0	\$0	\$0
3290-3299	Other State Sources		\$0	\$0	\$0
Federal Sources					
4100-4539	Federal Program Grants	02	\$0	\$478,510	\$478,510
4540	Vocational Education		\$0	\$0	\$0
4550	Adult Education	02	\$345,043	\$340,000	\$340,000
4560	Child Nutrition	02	\$166,253	\$180,000	\$180,000
4570	Disabilities Programs		\$0	\$0	\$0
4580	Medicaid Distribution	02	\$268,941	\$210,000	\$225,000
4590-4999	Other Federal Sources (non-4810)		\$0	\$0	\$0
4810	Federal Forest Reserve		\$0	\$0	\$0
Other Financing Sources					
5110-5139	Sale of Bonds or Notes	01	\$0	\$0	\$21,985,485
5140	Reimbursement Anticipation Notes		\$0	\$0	\$0
5221	Transfers from Food Service Special Revenues Fund		\$0	\$0	\$0
5222	Transfer from Other Special Revenue Funds		\$0	\$0	\$0
5230	Transfer from Capital Project Funds		\$0	\$0	\$0
5251	Transfer from Capital Reserve Funds		\$0	\$0	\$0
5252	Transfer from Expendable Trust Funds		\$0	\$0	\$0
5253	Transfer from Non-Expendable Trust Funds		\$0	\$0	\$0
5300-5699	Other Financing Sources		\$0	\$0	\$0
9997	Supplemental Appropriation (Contra)		\$0	\$0	\$0
9998	Amount Voted from Fund Balance	05	\$50,000	\$50,000	\$50,000
9999	Fund Balance to Reduce Taxes	02	\$3,893,829	\$1,750,264	\$1,800,000
Total Estimated Revenues and Credits			\$10,150,543	\$8,048,501	\$29,901,196

ANNUAL REPORT 2016

Budget Summary		
Item	Current Year	Ensuing Year
Operating Budget Appropriations Recommended	\$56,692,794	\$56,796,662
Special Warrant Articles Recommended	\$50,000	\$22,452,649
Individual Warrant Articles Recommended	\$0	\$718,241
TOTAL Appropriations Recommended	\$58,742,794	\$79,967,552
Less: Amount of Estimated Revenues & Credits	\$9,107,505	\$29,901,196
Less: Amount of State Education Tax/Grant	\$6,216,247	\$6,244,990
Estimated Amount of Taxes to be Raised	\$43,419,042	\$43,821,366

ANNUAL REPORT 2016



New Hampshire
Department of
Revenue Administration

2017
Default Budget

Exeter Coop

RSA 40:13, IX (b) "Default budget" as used in this subdivision means the amount of the same appropriations as contained in the operating budget authorized for the previous year, reduced and increased, as the case may be, by debt service, contracts, and other obligations previously incurred or mandated by law, and reduced by one-time expenditures contained in the operating budget. For the purposes of this paragraph, one-time expenditures shall be appropriations not likely to recur in the succeeding budget, as determined by the governing body, unless the provisions of RSA 40:14-b are adopted, of the local political subdivision.

This form was posted with the warrant on: 4/19/17

For Assistance Please Contact:
NH DRA Municipal and Property Division
Phone: (603) 230-5090
Fax: (603) 230-5947
<http://www.revenue.nh.gov/mun-prop/>

SCHOOL BOARD OR BUDGET COMMITTEE CERTIFICATION

Under penalties of perjury, I declare that I have examined the information contained in this form and to the best of my belief it is true, correct and complete.

School Board or Budget Committee Certifications		
Printed Name	Position	Signature
Paul Bauer	School Board Member	<i>[Signature]</i>
Deborah L. Hobson	School Board	<i>[Signature]</i>
KAREN JOYCE	School Board Chair	<i>[Signature]</i>
Melissa A. Hitchfield	School Board Member	<i>[Signature]</i>
Kimberly Meyer	School Board Member	<i>[Signature]</i>
JAMES W. BOB	SCHOOL SP. MEMBER	<i>[Signature]</i>
THOMAS H. GRUBBS	SCHOOL BOARD MEMBER	<i>[Signature]</i>

This form must be signed, scanned, and uploaded to the Municipal Tax Rate Setting Portal:
<https://www.proptax.org/>

ANNUAL REPORT 2016



New Hampshire
Department of
Revenue Administration

2017 Default Budget

Account Code	Purpose of Appropriation	Prior Year Adopted Budget	Reductions or Increases	One-Time Appropriations	Default Budget
General Administration					
0000-0000	Collective Bargaining	\$0	\$0	\$0	\$0
2310 (840)	School Board Contingency	\$0	\$0	\$0	\$0
2310-2319	Other School Board	\$95,100	\$0	\$0	\$95,100
Instruction					
1100-1199	Regular Programs	\$14,248,157	(\$69,060)	\$0	\$14,179,097
1200-1299	Special Programs	\$6,709,642	\$256,828	\$0	\$6,966,470
1300-1399	Vocational Programs	\$1,818,937	\$65,761	\$0	\$1,884,698
1400-1499	Other Programs	\$805,718	\$745	\$0	\$806,463
1500-1599	Non-Public Programs	\$0	\$0	\$0	\$0
1600-1699	Adult/Continuing Education Programs	\$149,253	\$0	\$0	\$149,253
1700-1799	Community/Junior College Education Programs	\$0	\$0	\$0	\$0
1800-1899	Community Service Programs	\$0	\$0	\$0	\$0
Support Services					
2000-2199	Student Support Services	\$2,807,423	\$23,317	\$0	\$2,830,740
2200-2299	Instructional Staff Services	\$1,653,976	(\$22,495)	\$0	\$1,631,481
Executive Administration					
2320 (310)	SAU Management Services	\$1,042,350	\$77,173	\$0	\$1,119,523
2320-2399	All Other Administration	\$48,807	(\$911)	\$0	\$47,896
2400-2499	School Administration Service	\$1,625,176	\$6,277	\$0	\$1,631,453
2500-2599	Business	\$0	\$0	\$0	\$0
2600-2699	Plant Operations and Maintenance	\$5,045,696	(\$67,026)	\$0	\$4,978,670
2700-2799	Student Transportation	\$1,895,298	\$206,834	\$0	\$2,102,132
2800-2999	Support Service, Central and Other	\$12,114,474	\$511,179	\$0	\$12,625,653
Non-Instructional Services					
3100	Food Service Operations	\$1,100,000	\$0	\$0	\$1,100,000
3200	Enterprise Operations	\$818,510	\$0	\$0	\$818,510
Facilities Acquisition and Construction					
4100	Site Acquisition	\$0	\$0	\$0	\$0
4200	Site Improvement	\$0	\$0	\$0	\$0
4300	Architectural/Engineering	\$0	\$0	\$0	\$0
4400	Educational Specification Development	\$0	\$0	\$0	\$0
4500	Building Acquisition/Construction	\$0	\$0	\$0	\$0
4600	Building Improvement Services	\$0	\$0	\$0	\$0
4900	Other Facilities Acquisition and Construction	\$0	\$0	\$0	\$0
Other Outlays					
5110	Debt Service - Principal	\$2,204,801	(\$484,061)	\$0	\$1,720,740
5120	Debt Service - Interest	\$2,229,476	(\$762,263)	\$0	\$1,467,213
Fund Transfers					
5220-5221	To Food Service	\$0	\$0	\$0	\$0
5222-5229	To Other Special Revenue	\$0	\$0	\$0	\$0

Default Budget: Exeter Coop 2017

2 of 4

ANNUAL REPORT 2016



New Hampshire
Department of
Revenue Administration

2017 Default Budget

Account Code	Purpose of Appropriation	Prior Year Adopted Budget	Reductions or Increases	One-Time Appropriations	Default Budget
5230-5239	To Capital Projects	\$0	\$0	\$0	\$0
5251	To Capital Reserve Fund	\$0	\$0	\$0	\$0
5252	To Expendable Trusts/Fiduciary Funds	\$0	\$0	\$0	\$0
5253	To Non-Expendable Trust Funds	\$0	\$0	\$0	\$0
5254	To Agency Funds	\$0	\$0	\$0	\$0
5310	To Charter Schools	\$280,000	\$0	\$0	\$280,000
5390	To Other Agencies	\$0	\$0	\$0	\$0
9990	Supplemental Appropriation	\$0	\$0	\$0	\$0
9992	Deficit Appropriation	\$0	\$0	\$0	\$0
Total Appropriations		\$56,692,794	(\$257,702)	\$0	\$56,435,092



New Hampshire
Department of
Revenue Administration

2017 Default Budget

Account Code	Reason for Reductions/Increases or One-Time Appropriations
5120	CMS bond paid off
5110	CMS bond paid off
2200-2299	change in student need and contractual obligations
1400-1499	change in staff
2600-2699	contractual obligations
1100-1199	change in staff
2320 (310)	contractual obligations
2400-2499	change in staff
1200-1299	change in student need/contractual obligations
2000-2199	change in student need and contractual obligations
2700-2799	contractual obligations
2800-2999	increase to health, dental, nh retirement rates based on contractual obligations
1300-1399	change in staff

ANNUAL REPORT 2016

EXETER REGION COOPERATIVE SCHOOL DISTRICT SPECIAL EDUCATION EXPENSES/REVENUES

<u>SPECIAL EDUCATION EXPENSES</u>	<u>2014-2015</u>	<u>2015-2016</u>
1200/1230 Special Programs	5,506,036	5,886,299
1430 Summer School	53,186	93,643
2140 Psychological Services	251,624	301,213
2150 Speech and Audiology	337,933	411,793
2162 Physical Therapy	30,950	40,777
2163 Occupational Therapy	0	0
2332 Administration Costs	112,769	120,060
2722 Special Transportation	408,645	468,338
TOTAL EXPENSES	6,701,142	7,322,124
 <u>SPECIAL EDUCATION REVENUES</u>		
s Special Ed Portion Adequacy Funds	862,135	813,647
3240 Catastrophic Aid	664,347	646,155
4580 Medicaid	317,948	268,941
TOTAL REVENUES	1,844,430	1,728,743
 ACTUAL DISTRICT COST FOR SPECIAL EDUCATION	 4,856,713	 5,593,380

ANNUAL REPORT 2016

Minutes of Exeter Region Cooperative School District
First Session of the 2016 Annual Meeting
Deliberative Session – Thursday, February 4, 2016
Exeter High School Arthur Hanson III Center

ERCSD Board Members Present:

Helen Joyce, Chair – Stratham

Darrell Chichester – Exeter

Paul Bauer – Newfields

Deb Hobson – East Kingston

Travis Thompson – Stratham

Linda Garey, Vice-Chair - Brentwood

Denny Grubbs – Exeter

Jim Webber – Kensington

Maggie Bishop – Exeter

Administration: Michael Morgan, Superintendent

Amy Ransom – Business Administrator for SAU #16

Others: Katherine Miller – ERCSD Moderator

Barbara Loughman – Attorney for the School District

Dave Pendell – Chair of District's Budget Advisory Committee

Susan Bendroth – ERCSD Clerk

Moderator Miller called the meeting to order at 6:00 PM as posted.

Helen Joyce motioned to recess the meeting until 7:00 PM.

Denny Grubbs seconded.

Vote was taken and the meeting was recessed until 7:00 PM.

Moderator Miller returned to the meeting due to a posting error at 7:00 PM.

The Pledge of Allegiance was said and an explanation of the meeting to discuss, debate and amend the warrant articles as the law allows was stated.

Moderator Miller summarized the rules and the procedure for the evening.

She introduced the people up front, requested permission for Barbara Loughman to speak if necessary and recognized the budget advisory committee members present.

Helen Joyce recognized Darrell Chichester and Linda Garey for their time on the board, as they will not be seeking re-election.

Travis Thompson presented Lucy Cushman with Champions for Children award.

Moderator Miller turned to Warrant Article #1:

Warrant Article #1: ERCSD Operating Budget FY17

Shall the District raise and appropriate as an operating budget, not including appropriations by special warrant articles and other appropriations voted separately, the amounts set forth on the budget posted with the warrant, or as amended by vote of the first session, for the purposes set forth therein, totaling \$56,592,794? Should this article be defeated, the operating budget shall be \$56,520,140 which is the same as last year, with certain adjustments required by previous action of the District or by law; or the governing body may hold

one special meeting, in accordance with RSA 40:13 X and XVI, to take up the issue of a revised operating budget only. (The School Board and Budget Advisory Committee both recommend \$56,692,794 as set forth on said budget.)

Denny Grubbs made a motion to adopt Article 1.

Helen Joyce seconded.

Denny Grubbs presented the budget.

Elizabeth Faria, Brentwood made a motion to reduce the budget by \$1,000,000 to \$55,692,794.

Jim Berlo, Brentwood seconded.

Discussion followed addressing questions and comments about special education, surplus funds, new positions and personnel cuts.

Kate Siegel, Exeter requested to move the question.

It was seconded and voted on. The amendment was defeated.

Moderator Miller stated the Article would appear with no change on the ballot.

A motion to restrict reconsideration was presented, seconded and agreed upon.

Moderator Miller turned to Warrant Article #2.

Warrant Article #2: CRF for Synthetic Turf Replacement

To see if the school district will vote to raise and appropriate the sum of up to \$50,000 to be placed in the Synthetic Turf Replacement Capital Reserve Fund previously established under the provisions of RSA 35:1 for replacement of the synthetic turf field located at Exeter High School. This sum to come from the June 30 undesignated fund balance available for transfer on July 1. No amount to be raised from taxation. (The School Board and the Budget Advisory Committee both recommend this appropriation.) Majority vote required.

Maggie Bishop made a motion to adopt Article 2.

Linda Garey seconded.

Maggie Bishop presented the article.

Discussion followed about where the funds come from, which sports are played on the field, inspection of the field and longevity of the field.

Moderator Miller stated the Article would appear as presented on the ballot.

A motion to restrict reconsideration was presented, seconded and agreed upon.

Moderator Miller turned to Warrant Article #3.

Warrant Article #3: CMS Expansion and Renovation

To see if the school district will vote to establish a Cooperative Middle School Renovation Capital Reserve Fund under the provisions of RSA 35:1 for the renovation and expansion of the Cooperative Middle School and to raise and

appropriate the sum of \$2,000,000 to be laced in this fund. (The School Board and the Budget Advisory Committee both recommend this appropriation.)

Majority vote required.

Darrell Chichester made a motion to adopt Article 3.

Paul Bauer seconded.

Darrell Chichester presented the article.

A slide show and presentation outlining the need for additions and renovations to the building to more adequately service and support the needs of the students, teachers and staff was presented Mr. Furbush, Cooperative Middle School principal, and Lucy Cushman, Co-chair of the Building Committee. These improvements would address classroom space for regular and special education, music, physical education and lunch. They explained that the purpose of this Article is to get the discussion going about the necessity for these changes at the Cooperative Middle School.

Discussion followed about the raising of these funds and availability of the usage of the funds.

Patrick O'Day, Exeter, motioned to reduce the amount in the Article to read \$1.00.

Bill Faria, Brentwood, seconded.

Discussion continued around why the community didn't know more about these crowded conditions earlier, the need to know more about the scope of the project and what other alternatives have or should be considered to solve the problems and the tax impact without the money being available to be spent.

Darrell Chichester motioned to move the question.

Jim Berlo, Brentwood, seconded.

Vote taken amendment defeated.

Discussion continued.

Diane Fosher, Exeter, offered an amendment to reduce the amount to \$500,000.00.

Bill Faria, Brentwood, seconded.

Discussion continued about legal implications and what the building committee has accomplished thus far.

A vote was taken and the amendment was defeated.

Kate Siegel, Exeter, requested to move the question.

It was seconded by Kathy McNeill, East Kingston, and then voted on.

Moderator Miller stated the Article would appear as presented on the ballot.

A motion to restrict reconsideration was presented, seconded and agreed upon.

Moderator Miller turned to Warrant Article #4:

Warrant Article #4: Citizens Petition

ANNUAL REPORT 2016

(By Citizens Petition) "Shall the district ask the Exeter Regional Cooperative School Board to accept a vote of "no confidence" in the continuing leadership and tenure of Superintendent Michael Morgan?"

Peggy Arend, Newfields offered an amendment to the Article adding "and the Joint School Board of SAU 16".

Jim Berlo, Brentwood, seconded.

Peggy Arend went on to speak to the article highlighting citizens concerns about decisions that have been made about personnel and activities within the SAU.

Discussion followed addressing both support and non-support of the superintendent.

Jim Johnson, Brentwood asked to move the question.

Liz Faria, Brentwood, seconded.

Vote taken and the amended Article was defeated.

Melissa Litchfield, Brentwood, offered an amendment to read, "to accept a vote of confidence".

Darrell Chichester seconded.

Discussion followed about the legality of this amendment.

Vote taken and the amended Article passed.

A motion to restrict reconsideration was presented, seconded and agreed upon.

Moderator Miller stated the Article would appear as amended on the ballot.

Moderator Miller adjourned the meeting at 10:30 PM with 106 voters present at the meeting.

Respectfully submitted,



Susan E.H. Bendroth, Exeter Region Cooperative School District Clerk

February 4, 2016



AS AMENDED AT THE FEB 4, 2016 DELIBERATIVE SESSION EXETER REGION COOPERATIVE SCHOOL DISTRICT WARRANT

Article 01: ERCSD Operating Budget FY17

Shall the District raise and appropriate as an operating budget, not including appropriations by special warrant articles and other appropriations voted separately, the amounts set forth on the budget posted with the warrant, or as amended by vote of the first session, for the purposes set forth therein, totaling \$56,692,794? Should this article be defeated, the operating budget shall be \$56,520,140 which is the same as last year, with certain adjustments required by previous action of the District or by law; or the governing body may hold one special meeting, in accordance with RSA 40:13, X and XVI, to take up the issue of a revised operating budget only. (The School Board and Budget Advisory Committee both recommend \$56,692,794 as set forth on said budget.)

Article 02: CRF for Synthetic Turf Replacement

To see if the school district will vote to raise and appropriate the sum of up to \$50,000 to be placed in the Synthetic Turf Replacement Capital Reserve Fund previously established under the provisions of RSA 35:1 for replacement of the synthetic turf field located at Exeter High School. This sum to come from the June 30 undesignated fund balance available for transfer on July 1. No amount to be raised from taxation. (The School Board and the Budget Advisory Committee both recommend this appropriation.) Majority vote required.

Article 03: CMS Expansion and Renovation

To see if the school district will vote to establish a Cooperative Middle School Renovation Capital Reserve Fund under the provisions of RSA 35:1 for the renovation and expansion of the Cooperative Middle School and to raise and appropriate the sum of \$2,000,000 to be placed in this fund. (The School Board and the Budget Advisory Committee both recommend this appropriation.) Majority vote required

Article 04: Citizens Petition

(By Citizens Petition) "Shall the district ask the Exeter Regional Cooperative School Board to accept a vote of "confidence" in the continuing leadership and tenure of Superintendent Michael Morgan?"

ANNUAL REPORT 2016

MINUTES OF THE EXETER REGION COOPRATIVE SCHOOL DISTRICT
 SECOND SESSION OF THE 2016 ANNUAL MEETING
 VOTING SESSION – MARCH 8, 2016

The polls were open at the polling place at the hours below to choose the following District Officers: Cooperative School Board Member (Brentwood– 3 years), Cooperative School Board Member (Exeter – 3 years), Cooperative School Board Member (Kensington – 3 years), Cooperative School Board member (Stratham – 1 year), Cooperative School District Moderator, Cooperative School Budget Member (Exeter), Cooperative School Budget Member (Newfields), Cooperative School Budget Member (Stratham) and vote by ballot on articles listed 1, 2, 3 and 4.

VOTERS IN TOWN OF	POLLING PLACE	POLLING HOURS
Brentwood	Recreation Center	8:00 A.M. to 7:00 P.M.
East Kingston	East Kingston Elementary School Multi-Purpose Room	8:00 A.M. to 7:00 P.M.
Exeter	Talbot Gym	7:00 A.M. to 8:00 P.M.
Kensington	Kensington Elementary	8:00 A.M. to 7:30 P.M.
Newfields	Newfields Town Hall	8:00 A.M. to 7:00 P.M.
Stratham	Stratham Municipal Center	8:00 A.M. to 8:00 P.M.

Results of the election of Exeter Region Cooperative School District Officers:

Brentwood Cooperative Board Member, term ending 2019 election:

Melissa A Litchfield **2,849**

Exeter Cooperative Board Member, term ending 2019 election:

Kimberly Meyer **2,997**

Kensington Cooperative Board Member, term ending 2019 election:

James Webber **2,853**

Stratham Cooperative Board Member, term ending 2017 election:

Travis Thompson **2,915**

Cooperative School District Moderator, term ending 2017 election:

Katherine B. Miller **1,518**

Exeter Cooperative Budget Member, term ending 2019 election:

Write-Ins:	Sally Oxnard	2
	Nathan Stein	2
	Robert Delcric	9
	Roy Morrissette	27

Newfields Cooperative Budget Member, term ending 2019 election:

Write-Ins:	Keith Rowe	2
	Simon Heslop	11
	Dan Conner	2

ANNUAL REPORT 2016

Stratham Cooperative Budget Member, term ending 2019 election:

Lucy H. Cushman **2,905**

Article #1: ERCSD Operating Budget FY17

YES **3,206** **NO** 1,486

Article #2: CRF for Synthetic Turf Replacement

YES **2,571** **NO** 1,961

Article #3: CMS Expansion and Renovation

YES 2,198 **NO** **2,339**

Article #4: Citizens Petition

YES **2,346** **NO** 1,670

Respectfully submitted



Susan E.H. Bendroth, Exeter Region Cooperative School District Clerk

March 16, 2016



LUCY H. CUSHMAN
Justice of the Peace - New Hampshire
My Commission Expires April 23, 2019



PLODZIK & SANDERSON

Professional Association/Accountants & Auditors

193 North Main Street • Concord • New Hampshire • 03301-5063 • 603-225-6996 • FAX- 603-224-1380

INDEPENDENT AUDITOR'S REPORT

To the Members of the School Board
Exeter Region Cooperative School District
Exeter, New Hampshire

We have audited the accompanying financial statements of the governmental activities, major fund, and aggregate remaining fund information of the Exeter Region Cooperative School District as of and for the year ended June 30, 2016, and the related notes to the financial statements, which collectively comprise the School District's basic financial statements as listed in the table of contents.

Management's Responsibility for the Financial Statements

Management is responsible for the preparation and fair presentation of these financial statements in accordance with accounting principles generally accepted in the United States of America; this includes the design, implementation, and maintenance of internal control relevant to the preparation and fair presentation of financial statements that are free from material misstatement, whether due to fraud or error.

Auditor's Responsibility

Our responsibility is to express opinions on these financial statements based on our audit. We conducted our audit in accordance with auditing standards generally accepted in the United States of America. Those standards require that we plan and perform the audit to obtain reasonable assurance about whether the financial statements are free from material misstatement.

An audit involves performing procedures to obtain audit evidence about the amounts and disclosures in the financial statements. The procedures selected depend on the auditor's judgment, including the assessment of the risks of material misstatement of the financial statements, whether due to fraud or error. In making those risk assessments, the auditor considers internal control relevant to the entity's preparation and fair presentation of the financial statements in order to design audit procedures that are appropriate in the circumstances, but not for the purpose of expressing an opinion on the effectiveness of the entity's internal control. Accordingly, we express no such opinion. An audit also includes evaluating the appropriateness of accounting policies used and the reasonableness of significant accounting estimates made by management, as well as evaluating the overall presentation of the financial statements.

We believe that the audit evidence we have obtained is sufficient and appropriate to provide a basis for our audit opinions.

Opinions

In our opinion, the financial statements referred to above present fairly, in all material respects, the respective financial position of the governmental activities, major fund, and aggregate remaining fund information of the Exeter Region Cooperative School District, as of June 30, 2016, and the respective changes in financial position and, the respective budgetary comparison for the general fund for the year then ended in accordance with accounting principles generally accepted in the United States of America.

Other Matters

Required Supplementary Information - Accounting principles generally accepted in the United States of America require that the Management's Discussion and Analysis, the Schedule of Funding Progress for Other Postemployment Benefit Plan, Schedule of the School District's Proportionate Share of Net Pension Liability, and the Schedule of School District Contributions be presented to supplement the basic financial statements. Such information, although not a part of the basic financial statements, is required by the Governmental Accounting Standards Board, who considers it to be an essential part of financial reporting for placing the basic financial statements in an appropriate operational, economic, or historical context. We have applied certain

*Exeter Region Cooperative School District
Independent Auditor's Report*

limited procedures to the required supplementary information in accordance with auditing standards generally accepted in the United States of America, which consisted of inquiries of management about the methods of preparing the information and comparing the information for consistency with management's responses to our inquiries, the basic financial statements, and other knowledge we obtained during our audit of the basic financial statements. We do not express an opinion or provide any assurance on the information because the limited procedures do not provide us with sufficient evidence to express an opinion or provide any assurance.

Other Information – Our audit was conducted for the purpose of forming opinions on the financial statements that collectively comprise the Exeter Region Cooperative School District's basic financial statements. The combining and individual fund schedules are presented for purposes of additional analysis and are not a required part of the basic financial statements.

The combining and individual fund schedules are the responsibility of management and were derived from and relate directly to the underlying accounting and other records used to prepare the basic financial statements. Such information has been subjected to the auditing procedures applied in the audit of the basic financial statements and certain additional procedures, including comparing and reconciling such information directly to the underlying accounting and other records used to prepare the basic financial statements or to the basic financial statements themselves, and other additional procedures in accordance with auditing standards generally accepted in the United States of America. In our opinion, the combining and individual fund schedules are fairly stated, in all material respects, in relation to the basic financial statements as a whole.

January 27, 2017

*Plodnik & Sanderson
Professional Association*



Annual Report of SAU 16

For the Year Ending June 30, 2016

For the Proposed 2017-2018 Budget

2016-2017 REPORT OF THE SUPERINTENDENT OF SCHOOLS

November 2016 saw one of the most contentious and negative presidential campaigns in US history. Strong feelings of discontent with both major political party candidates set a tone that will be studied for many years. In the end, Donald Trump won the Electoral College vote while Hillary Clinton captured the total popular vote confirming Mr. Trump's place as the 45th President of the United States.

In the New Hampshire political arena, two Newfields residents attained distinction: Two-term Governor Maggie Hassan was elected to the US Senate and Executive Councilor Chris Sununu was elected Governor. Congratulations to each of them!

For the third year in a row, the US and NH economies continue to show solid growth and recovery since the major recession of 2008-2010. The housing market in southeastern NH is booming as many real estate brokers and agents report a shortage of properties for sale. Oil and gasoline prices continue to show minimal increases as gas prices now average about \$2.20 a gallon. The value of the US dollar is very strong against the Canadian dollar (\$0.75), the British Pound (\$1.25), and the Euro (\$1.06). The unemployment rate in NH has improved once again to 2.7% in 2016, down from 3.2 in 2015. This makes NH's rate the second lowest in the country with only South Dakota being slightly better.

It is among these economic factors that School Administrative Unit (SAU) 16 schools continue to work hard to provide the best possible education that serves the students and families in our communities, while respecting the heavy burden that local property taxes have on residents. School Board Members and Administrators are very sensitive to the fact that approximately 80% of SAU 16 households do not have school age children residing in them, while also being very aware that New Hampshire is second only to Florida in its aging average population.

Continuing to understand the relevancy of economic trends in an SAU school system that is the third largest in the State of New Hampshire is a marvelous educational endeavor. Professional educators here are strongly committed to developing good citizens who will learn extensively and work hard to contribute to a culture and a society that values honesty, integrity, hard work, and high ethical and moral standards. That is part of the reason that our Vision Statement, Mission Statement, and Vision for Our Graduates help to drive the services that our six communities provide to students and families.

SAU 16 VISION STATEMENT

To provide a rigorous and comprehensive education that will prepare our students for diverse post-secondary educational opportunities, a competitive workplace, and active civic participation.

SAU 16 MISSION STATEMENT

To help students gain knowledge and skills that build intellect, character, and a lifelong thirst for learning.

SAU 16 VISION FOR OUR GRADUATES....A Compass to Guide Our Work

Each graduate demonstrates engaged learning and citizenship through the ability to solve problems independently and collaboratively with perseverance and resilience, and communicates solutions with confidence and empathy.

HIGHLIGHTS

Curriculum, Communication, Community Service, and Transitions continue to be the focus of student-centered initiatives, personalized instruction, and work within the six communities of SAU 16. The successful implementation of the 2010-2015 Strategic Plan has been a cooperative effort of students, staff, administrators, and School Board Members. Monthly Superintendent Reports to the community are

ANNUAL REPORT 2016

published and available at the SAU website (www.sau16.org). In October 2016, the SAU Joint Board approved the next SAU Strategic Plan that will guide our collective work for 2017-2022. Approximately 40 interested Board Members, administrators, teachers, students, and members of the public joined this collaborative effort and identified three significant Focus Areas for the next five years: 1) Teaching and Learning; 2) Health and Community; and 3) Philosophy and Governance.

Highlights of the past year include:

1. The SAU is committed to achieve high academic standards and to provide the best possible selection of courses and educational opportunities to students from pre-school to high school graduation. The SAU goal is to have every student career and college ready and to become actively involved as a contributing member in society.
2. *Competency-Based Education* is the overarching theme of the school year as teachers and administrators strive to make education “personalized” so that each student may achieve his/her highest potential while being able to take ownership of his/her learning and demonstrate that learning to others.
3. The College Board recognized Exeter High School (EHS) in its 7th Annual AP District Honor Roll. This is a list of approximately 433 districts across the U.S. and Canada being honored for increasing access to AP[®] course work, while simultaneously maintaining or increasing the percentage of students earning scores of three (3) or higher on Advanced Placement exams. Reaching these goals shows that EHS “*is successfully identifying motivated, academically prepared students who are ready*” for Advanced Placement in colleges and universities.
4. The SAU administration and faculty are implementing the NextGen Science standards to advance curriculum work throughout all of the schools in the SAU.
5. The SAU 16 professional staff is strongly committed to improving its art and its method of teaching. Using the “instructional rounds process,” teams of staff members are looking at classroom instruction in a focused, systematic, purposeful and collective way. Are classrooms sharing school based common themes and are students understanding the purpose of their instruction – ways we want to bridge the knowledge gap between educators and their practices. During the 2016-2017 school year, each SAU 16 school will host at least one “instructional rounds” visit as a demonstration of the collective commitment to improve instruction.
6. The SAU Safety and Security Committee strengthened collaboration among the eleven schools in the SAU and the six local police departments. This year’s work extended beyond on-going work and involvement with the NH Department of Safety - Office of Homeland Security to the Rockingham County Sherriff’s Office. Recently completed safety audits of each school have led to building improvements with regard to more safe and secure entrances and the practical implementation of “reunification strategies.” Retired Exeter Police Chief Rich Kane joined the SAU as its “Safety and Security Coordinator” to enhance and stress the importance of this work.
7. Student enrollment at the Seacoast School of Technology (SST) continues to be very strong. SST began in 1980 and is currently in its 38th year of operation. It offers 12 programs in career and technical education fields. Currently 248 students are earning 696 college credits through “Dual Enrollment” programs offered in conjunction with various colleges and universities.
8. Six of the seven SAU 16 elementary schools were recognized by the New Hampshire Partners in Education for their outstanding parent and community volunteer programs.
9. Exeter Adult Education celebrated the 50th Anniversary of the “birth” of Adult Education programs in the United States and has completed 30 years of successful programming for those students seeking to earn their high school diploma or a diploma equivalency. It also offers a wide variety of “enrichment programs” for adults.
10. The Exeter School District welcomed Mr. Steve Tullar as the new principal for East Kingston Elementary School (EKES) and Ms. Patty Wons as the new principal for the Cooperative Middle School (CMS). Mr. Jim Eaves retired from EKES after serving the school faithfully for 13 years.

ANNUAL REPORT 2016

Former CMS Principal Bill Furbush moved to the SAU 16 Central Office to serve as Assistant Superintendent to replace Ms. Sandra MacDonald who began working for the NH Department of Education in March 2016.

11. Five members of the Exeter High School (EHS) Class of 2016 earned the prestigious distinction of being named *National Merit Scholars*: Michael Clements, Kristen McLaughlin, Sydney Morris, Christopher Sullivan, and Jeremie Dyes-Hopping
12. Former Exeter High School (EHS) football coach, Charlie Burch who passed away in 1978 at the age of 47, was inducted into the NHIAA Hall of Fame in November 2016. Coach Burch led EHS to three state championships (1963-1965) and amassed a 23-game winning streak in the 1960's. He was also named *Division III Coach of the Year* three times in a row.
13. The Exeter School District passed a \$5.4M bond in March 2016 so that additional classrooms could be added to Main Street School (MSS). This will allow Exeter to begin offering full-day kindergarten to all interested families in the fall of 2018.
14. The Brentwood School District voted to approve the addition of full-day kindergarten in March 2016. That program became available to all interested Brentwood families in August 2016.
15. SAU 16 saw the retirements of 17 SAU professional staff members who dedicated a combined total of 348.5 years of service to our children and their families. Join this with the 32 professional staff members who have retired over the past two years. They had dedicated a total of 760 years of faithful service. This means that in three years, 49 staff members, with a combined total of 1108.5 years of service, have retired from working in SAU 16. Given the demographics of current employees, this trend will unfold for several more years.
16. In March 2016, Mrs. Jean Tucker retired from her lengthy service as a member of the Exeter School Board. Mrs. Tucker faithfully served that Board for 30 years as she was devoted to providing the best possible education and services to the children and families of her community.
17. SAU 16 currently has 94 students who are registered for "Home School" programs.
18. *Connor's Climb Foundation*, named in honor of Brentwood resident Connor Ball who died in October 2011, is committed to the mission of suicide prevention and has gained regional and national accolades for its important work which is led by Connor's mother, Tara Holmes Ball.
19. The Exeter High School (EHS) Unified Soccer Team won its second consecutive state championship in the fall of 2016.
20. The Exeter High School (EHS) Boys Soccer Team won the *Division I State Championship* in the fall of 2016.
21. Stratham Memorial School (SMS) won the Grand Prize for "Best Float" in the Stratham 300th Anniversary Parade that was held at the end of September.
22. The Seacoast School of Technology (SST) hosted the October 2016 meeting of the Governor and Executive Council. Several students presented to the Council during its breakfast meeting. Governor Maggie Hassan presented Certificates of Commendation to SST Administrative Assistants Laurie Eldridge and Brenda Schrempf and Teaching Assistant James Walsh.
23. Exeter High School (EHS) physical education teacher, Jim Tufts, is coaching EHS Soccer and Boys' Ice Hockey for the 40th consecutive year. What an accomplishment!
24. Mrs. Lynne Walker received the coveted 2016 *Eustis Award* at the formal opening of the SAU 16 school year. She currently serves as the third grade teacher at East Kingston Elementary School (EKES). In addition to that important role, she has been the Director of the annual musical productions at EKES for at least thirteen years and has been instrumental in coaching girls lacrosse at a variety of levels, including the Cooperative Middle School (CMS). This year Lynne is beginning her 20th year of service to EKES. Ms. Walker joins 14 other SAU 16 professional staff members who have been recognized in this way since the *Eustis Award* began in 2004.
25. SAU 16 Business Administrator Amy Ransom was selected by her statewide colleagues as the *2016 Business Administrator of the Year*.

ANNUAL REPORT 2016

26. Ms. Trish Raymond, School Psychologist at Lincoln Street School (LSS), was selected as the President of her professional organization, the New Hampshire Association of School Psychologists.
27. In November, the SAU Joint Board hosted its 7th annual meeting with state legislators as they discuss topics of mutual interest and to share ideas about what is happening politically and financially at the state and local levels.
28. The *End 68 Hours of Hunger* program, coordinated locally by Ms. Kim Army from Newfields and Ms. Sue Abizaid from Stratham, has a profound positive effect on SAU 16 families that show signs of “food insecurity.” Approximately 75-100 backpacks of food are provided to children anonymously each week, thanks to the generous donations of many community businesses and individuals.
29. The Exeter Region Cooperative School Board voted to pursue a \$21.9M “renewal” to the Cooperative Middle School that opened in 1998. This proposed renovation includes adding 10 classrooms, expanding the cafeteria, expanding music and office spaces, and a new gymnasium will be presented to the voters in March 2017.
30. Schools are using a wide variety of media - including websites, newspapers, cable access television, and blogs - to communicate the schools’ mission and service to the community.
31. The Exeter Area Lions Club works with SAU 16 schools through *Operation KidSight*, its vision screening program. Its mission is “to prevent blindness through early detection and treatment of the most common vision disorders in children.” Each year many children benefit from this free screening provided to students and this often leads to children receiving important eye care as soon as possible.
32. SAU 16 supports the work of the Exeter Adult Education Program, the Great Bay eLearning Charter School (GBeCS) and the Virtual Learning Academy Charter School (VLACS) as each embraces non-traditional ways of student learning.
33. Channel 13, the SAU 16 Educational Channel that is provided to all Comcast subscribers within the six towns of the SAU, continues to expand its program offerings to keep the public informed about school events, activities, and meetings.
34. Yours truly was recognized by both Plymouth State University and New England College for “Distinguished Graduate School Teaching” in 2016.

This is my ninth year working with you in this important educational process. Please know that I remain firmly committed to providing the leadership that is necessary to maintain and expand the breadth and depth of educational services that are needed and expected in today’s public schools. SAU 16 has the gift of many outstanding teachers, support staff members, administrators, and school board members who share our common goal of providing the best possible education for our students and their families at a reasonable cost to taxpayers. Our students and families are the real beneficiaries of this effort.

Respectfully submitted,


MICHAEL A. MORGAN
Superintendent of Schools

SAU 16 Superintendent Salaries

SUPERINTENDENT'S PRORATED SALARY 2016-2017

BRENTWOOD	\$9,306.60
EAST KINGSTON	\$5,432.78
EXETER	\$27,526.11
EXETER REGION COOP	\$87,270.98
KENSINGTON	\$5,054.85
NEWFIELDS	\$4,047.03
STRATHAM	\$18,833.65
	\$157,472.00

ASSOCIATE AND ASSISTANT SUPERINTENDENT'S SALARIES (Total reflects 3.0 positions, \$133,000, \$122,000, \$115,000) 2016-2017

BRENTWOOD	\$21,867.00
EAST KINGSTON	\$12,765.00
EXETER	\$64,676.00
EXETER REGION COOP	\$205,054.00
KENSINGTON	\$11,877.00
NEWFIELDS	\$9,509.00
STRATHAM	\$44,252.00
	\$370,000.00

ANNUAL REPORT 2016

SAU# 16 PROPOSED BUDGET							
FISCAL YEAR 2017-18							
ACCT#	ITEM DESCRIPTION	ACTUAL FY 2014-15	ACTUAL FY 2015-16	BUDGET FY 2016-17	PROPOSED FY 2017-18	CHANGE IN \$\$	NOTES
CENTRAL OFFICE ADMINISTRATION							
11-2320-110	ADMINISTRATIVE SALARIES	419,097.92	409,137.34	447,127.00	469,652.00	22,525.00	3% incr chg staff
11-2320-112	ADJUSTMENTS	8,500.00	0.00	0.00	10,000.00	10,000.00	
11-2320-111	TREASURER & BRD MINUTES	1,100.00	1,402.90	1,000.00	1,000.00	0.00	
11-2320-113	SPECIAL ED ADMIN SALARIES	95,000.00	99,000.00	101,970.00	105,575.00	3,605.00	
11-2320-114	ANNUITY	7,000.00	7,000.00	7,000.00	7,000.00	0.00	per contract
11-2320-115	ADMIN ASSISTANT SALARIES	155,013.00	175,968.00	164,452.00	169,529.00	5,077.00	3% incr
11-2320-117	HUMAN RESOURCES	62,961.08	64,850.05	66,795.50	68,495.00	1,699.50	3% incr
11-2320-211	HEALTH INSURANCE	118,589.69	90,777.61	134,022.52	126,939.52	(7,082.99)	proj 10% inc
11-2320-212	DENTAL INSURANCE	7,416.74	6,576.72	8,243.04	8,584.11	341.07	proj 1% inc
11-2320-213	LIFE INSURANCE	2,772.00	2,788.26	2,512.80	2,517.00	4.20	per agreement
11-2320-214	DISABILITY INSURANCE	2,617.13	2,551.50	2,946.24	2,907.36	(38.88)	per agreement
11-2320-231	LONGEVITY	6,931.12	7,164.72	4,984.92	9,100.00	4,115.08	per salaries
11-2320-232	NH RETIREMENT	87,207.16	84,603.78	86,767.44	94,493.94	7,726.50	rate increase
11-2320-220	FICA	55,655.75	56,011.94	59,424.44	63,521.85	4,097.42	per salaries
11-2320-250	WORKERS COMPENSATION	3,600.00	3,700.00	3,728.59	2,574.09	(1,154.50)	per salaries
11-2320-260	UNEMPLOYMENT COMP.	686.00	350.00	1,224.00	172.80	(1,051.20)	per salaries
11-2320-290	CONFERENCES	8,093.55	4,142.94	7,600.00	7,600.00	0.00	
11-2320-270	COURSE REIMBURSEMENTS	4,834.00	4,678.00	4,830.00	3,500.00	(1,330.00)	
11-2320-320	STAFF TRAINING	6,926.62	1,513.31	10,000.00	10,000.00	0.00	
11-2320-371	AUDIT EXPENSE	13,781.00	13,904.00	13,904.00	14,100.00	196.00	per agreement
11-2320-372	LEGAL EXPENSE	7,430.75	1,359.00	5,000.00	5,000.00	0.00	
11-2320-373	MENTOR TRAINING	4,649.04	7,519.47	5,500.00	6,500.00	1,000.00	
11-2320-440	REPAIR & MAINTENANCE	5,654.79	3,207.24	4,500.00	4,500.00	0.00	
11-2320-531	TELEPHONE/COMMUNICATION	17,098.59	10,993.80	19,225.00	19,225.00	0.00	
11-2320-532	POSTAGE	3,332.04	3,741.70	4,000.00	4,000.00	0.00	
11-2320-580	TRAVEL	22,678.86	21,057.90	23,880.00	23,880.00	0.00	per contract
11-2320-610	SUPPLIES	16,661.79	23,804.66	16,000.00	16,000.00	0.00	
11-2320-611	MAINTENANCE CONTRACTED	8,323.00	16,299.88	4,500.00	4,500.00	0.00	
11-2320-733	LEASED EQUIPMENT	13,082.20	7,820.15	14,500.00	14,500.00	0.00	
11-2320-810	DUES & SUBSCRIPTIONS	23,692.70	12,041.03	13,300.00	13,800.00	500.00	
11-2320-870	CONTINGENCY	4,000.00	24,054.00	4,000.00	4,000.00	0.00	
		1,194,386.52	1,168,019.90	1,242,937.48	1,293,166.68	50,229.19	
					% Change 17-18	4.041%	

ANNUAL REPORT 2016

SAU# 16 PROPOSED BUDGET							
FISCAL YEAR 2017-18							
ACCT#	ITEM DESCRIPTION	ACTUAL FY 2014-15	ACTUAL FY 2015-16	BUDGET FY 2016-17	PROPOSED FY 2017-18	CHANGE IN \$\$	NOTES
FISCAL SERVICES ADMINISTRATION							
11-2321-110	BUSINESS ADMINISTRATOR	99,910.00	105,000.00	106,090.00	109,800.00	3,710.00	3% incr
11-2321-116	STAFF ACCOUNTANTS	112,315.00	111,358.09	111,410.00	118,030.00	6,620.00	3% incr
11-2321-130	PAYROLL/A/P SALARIES	184,615.00	215,713.28	188,070.00	190,140.00	2,070.00	3% incr
11-2321-211	HEALTH INSURANCE	110,141.51	100,928.63	129,926.47	141,924.71	11,998.24	proj 10% inc
11-2321-212	DENTAL INSURANCE	4,254.12	4,342.06	4,702.80	4,749.83	47.03	proj 1% inc
11-2321-213	LIFE INSURANCE	524.16	490.70	679.39	714.00	34.61	per agreement
11-2321-214	DISABILITY INSURANCE	1,154.79	1,183.45	1,590.91	1,538.16	(52.75)	per salaries
11-2321-220	FICA	29,042.27	31,644.83	31,896.68	32,242.46	345.78	per salaries
11-2321-231	LONGEVITY	8,210.40	6,053.07	2,392.00	3,500.00	1,108.00	per salaries
11-2321-232	NH RETIREMENT	33,968.70	44,309.25	46,573.32	47,963.29	1,389.97	per salaries
11-2321-250	WORKERS COMPENSATION	1,654.00	1,814.00	2,001.36	1,306.56	(694.80)	per salaries
11-2321-260	UNEMPLOYMENT COMPENSATION	443.00	340.00	1,071.00	151.20	(919.80)	per salaries
11-2321-290	CONFERENCES	3,000.00	695.00	3,000.00	3,000.00	0.00	
11-2321-330	COMPUTER SUPPORT SERVICES	18,217.65	12,500.00	30,756.00	30,756.00	0.00	
11-2321-440	REPAIR AND MAINTENANCE	1,213.61	0.00	1,500.00	1,500.00	0.00	
11-2321-531	TELEPHONE/COMMUNICATION	600.00	600.00	600.00	600.00	0.00	
11-2321-580	MILEAGE	452.26	1,908.73	1,000.00	1,000.00	0.00	
11-2321-610	SUPPLIES EXPENSE	1,984.09	8,538.25	3,000.00	3,000.00	0.00	
11-2321-741	EQUIPMENT	0.00	600.00	600.00	600.00	0.00	
FISCAL SVS TOTALS		611,700.56	648,019.34	666,859.93	692,516.20	25,656.27	
						% Change 17-18	3.847%

ANNUAL REPORT 2016

SAU# 16 PROPOSED BUDGET							
FISCAL YEAR 2017-18							
ACCT#	ITEM DESCRIPTION	ACTUAL FY 2014-15	ACTUAL FY 2015-16	BUDGET FY 2016-17	PROPOSED FY 2017-18	CHANGE IN \$\$	NOTES
TECHNOLOGY							
2820-110	TECHNICAL ASSISTANCE SALARIES	42,577.99	26,478.20	45,700.00	22,184.00	(23,516.00)	change in position
2820-321	TECHNICAL CONSULTANT	1,794.40	1,929.96	5,000.00	5,000.00	0.00	
2820-329	TECHNICAL TRAINING	0.00	752.69	2,000.00	2,000.00	0.00	
2320-531	TELEPHONE/COMMUNICATION	1,103.96	805.00	960.00	960.00	0.00	
2320-580	MILEAGE	3,792.35	2,371.69	1,665.00	1,665.00	0.00	
2820-610	SUPPLIES	1,515.29	305.99	2,750.00	2,750.00	0.00	
2820-641	BOOKS AND PERIODICALS	0.00	0.00	0.00	0.00	0.00	
2820-650	SOFTWARE	2,577.49	33,607.20	28,850.00	28,850.00	0.00	
2820-738	REPLACEMENT OF EQUIPMENT	3,500.00	2,538.00	3,500.00	3,500.00	0.00	
2820-739	EQUIPMENT	8,749.00	4,231.59	0.00	0.00	0.00	
2900-211	HEALTH INSURANCE	16,842.04	7,919.00	17,774.42	0.00	(17,774.42)	reduced to pt
2900-212	DENTAL INSURANCE	422.83	306.83	502.80	0.00	(502.80)	reduced to pt
2900-213	LIFE INSURANCE	42.00	24.50	50.40	0.00	(50.40)	reduced to pt
2900-214	DISABILITY INSURANCE	142.20	85.11	175.82	0.00	(175.82)	reduced to pt
2900-220	FICA (7.65%)	3,109.65	2,029.69	3,394.31	1,697.08	(1,697.23)	reduced to pt
2900-221	RETIREMENT (11.17%)	4,585.66	2,576.01	4,956.13	0.00	(4,956.13)	reduced to pt
2900-250	WORKERS COMPENSATION	0.00	160.00	260.98	99.77	(161.21)	reduced to pt
2900-260	UNEMPLOYMENT COMP.	0.00	19.00	153.00	21.60	(131.40)	reduced to pt
	TECHNOLOGY TOTAL	90,754.86	86,140.46	117,692.85	68,727.45	(48,965.41)	
					% Change 17-18	-41.60%	
TOTAL - Central Office, Fiscal		1,896,841.94	1,902,179.70	2,027,490.26	2,054,410.32	26,920.06	
	Services and Technology				% Change 17-18	1.33%	

SAU #16 Budget - FY 2017-18

Town	2015-2016 Equalized val.	Valuation Percentage	# Pupils ADM 15-16	Pupil %	Combined Percentage	FY 2017-18 Assessment	Change from 16-17 %
Brentwood	\$ 208,129,674	4.56%	305.91	5.852%	5.21%	\$ 101,258	0.38%
East Kingston	127,337,399	2.79%	147.35	2.819%	2.81%	\$ 54,548	0.63%
Exeter	797,142,395	17.48%	953.48	18.239%	17.86%	\$ 347,251	0.76%
Kensington	103,937,660	2.28%	109.01	2.085%	2.18%	\$ 42,430	-8.21%
Newfields	108,847,465	2.39%	138.19	2.643%	2.52%	\$ 48,903	2.34%
Stratham	586,171,377	12.85%	567.50	10.855%	11.85%	\$ 230,497	-0.56%
Co Op	2,628,929,373	57.65%	3,006.37	57.507%	57.58%	\$ 1,119,523	1.59%
TOTAL	\$ 4,560,495,343	100.00%	5,227.81	100.000%	100.00%	\$ 1,944,410	0.88%

ANNUAL REPORT 2016

SAU 16 CALENDAR 2017-2018

Approved 10/17/16

2017 JULY							Days
S	M	T	W	T	F	S	Student
						1	0
2	3	4	5	6	7	8	Staff
9	10	11	12	13	14	15	0
16	17	18	19	20	21	22	
23/30	24/31	25	26	27	28	29	

AUGUST							Days
S	M	T	W	T	F	S	Student
			1	2	3	4	4
6	7	8	9	10	11	12	Staff
13	14	15	16	17	18	19	6 or 7
20	21	22	23	[24]	[25]	26	
27	28	29	30	31			

SEPTEMBER							Days
S	M	T	W	T	F	S	Student
					1	2	19
3	4	5	6	7	8	9	Staff
10	11	12	13	14	15	16	19
17	18	19	20	21	22	23	
24	25	26	27	28	29	30	

OCTOBER							Days
S	M	T	W	T	F	S	Student
							21
1	2	3	4	5	6	7	Staff
8	9	10	11	12	13	14	21
15	16	17	18	19	20	21	
22	23	24	25	26	27	28	
29	30	31					

NOVEMBER							Days
S	M	T	W	T	F	S	Student
							17
			1	2	3	4	Staff
5	6	7	8	[9]	[10]	11	18
12	13	14	15	16	17	18	
19	20	21	[22]	[23]	[24]	25	
26	27	28	29	30			

DECEMBER							Days
S	M	T	W	T	F	S	Student
					1	2	16
3	4	5	6	7	8	9	Staff
10	11	12	13	14	15	16	16
17	18	19	20	21	22	23	
24/31	[25]	[26]	[27]	[28]	[29]	30	

Symbol Key
 ○ = No School / Holiday / Vacation
 [] = Teacher In-Service (No School)
 < > = SAU Early Release

2018 JANUARY							Days
S	M	T	W	T	F	S	Student
	1	2	3	4	5	6	21
7	8	9	10	11	12	13	Staff
14	[15]	16	17	18	19	20	21
21	22	23	24	25	26	27	
28	29	30	31				

FEBRUARY							Days
S	M	T	W	T	F	S	Student
				1	2	3	17
4	5	6	7	8	9	10	Staff
11	12	13	14	15	16	17	17
18	19	20	21	22	23	24	
25	[26]	[27]	[28]				

MARCH							Days
S	M	T	W	T	F	S	Student
				1	2	3	19
4	5	6	7	8	9	10	Staff
11	12	13	14	15	[16]	17	20
18	19	20	21	22	23	24	
25	26	27	28	29	30	31	

APRIL							Days
S	M	T	W	T	F	S	Student
							16
1	2	3	4	5	6	7	Staff
8	9	10	11	12	13	14	16
15	16	17	18	19	20	21	
22	[23]	[24]	[25]	[26]	[27]	28	
29	30						

MAY							Days
S	M	T	W	T	F	S	Student
			1	2	3	4	22
6	7	8	9	10	11	12	Staff
13	14	15	16	17	18	19	22
20	21	22	23	24	25	26	
27	[28]	29	30	31			

JUNE							Days
S	M	T	W	T	F	S	Student
					1	2	8
3	4	5	6	7	8	9	Staff
10	11	12**	[13]	14	15	16	8 or 9
17	18	19	20	21	22	23	
24	25	26	27	28	29	30	Totals
							Student
							180
							Staff
							185

****June 13, 14, 15, 18 & 19
are snow make-up
days if needed**

Important Dates

2017	NS = No School	
August		
Teacher In-Service	NS	Aug 24-25
School Opens - All Students		Aug 28
School Days		4
September		
Friday before Labor Day	NS	Sept 1
Labor Day	NS	Sept 4
School Days		19
October		
Columbus Day	NS	9
School Days		21
November		
Teacher In-Service	NS	Nov 9
Veterans' Day	NS	Nov 10
Thanksgiving Recess	NS	Nov 22-24
School Days		17
December		
Holiday Break	NS	Dec 25-29
School Days		16
2018		
January		
Holiday Break	NS	Jan 1
MLK, Jr. Day	NS	Jan 15
School Days		21
February		
Winter Vacation	NS	Feb 26-28
School Days		17
March		
Winter Vacation (con't)	NS	March 1-2
Teacher In-Service	NS	March 16
School Days		19
April		
Spring Vacation	NS	Apr 23-27
School Days		16
May		
Memorial Day	NS	May 28
School Days		22
June		
Last day for students		June 12**
Teacher In-service	NS	June 13
School days		8

**Graduation - to be announced after
February vacation**

Notice of Involuntarily Merged Lots

NOTICE

If you own real estate lots that were involuntary merged by municipal action, you may be able to have those lots restored to their pre-merger status.

Your property may qualify if two or more lots were merged for zoning, assessing, or taxation purposes and the merger occurred:

- During your ownership, without your consent: or
- Prior to your ownership, if no previous owner consented to the merger.

To restore your property to pre-merger status, you must:

- Make a request to the local governing body
- No later than December 31, 2016

Once restored:

- Your properties will once again become separate lots; however, they must still conform to applicable land use ordinances. Restoration does not cure non-conformity.

This Notice must be:

- *Posted continuously in a public place from January 1, 2012-December 31, 2016, and*

Read the full statute at RSA 674:39-aa Restoration of Involuntarily Merged Lots

Municipality Information

Population	1970	1980	1990	2000	2010	2013
	1044	1322	1318	1902	2124	2106

Election Districts

US Congress	District 1
Executive Council	District 3
State Senate	District 24
State Representative	District 16, 35 Rockingham County

TOWN OF KENSINGTON

95 Amesbury Road

Kensington, NH 03833 Tel 603-772-5423

Fax 603-772-6841

Website: www.town.kensington.nh.us



**Receive community information instantly! Sign up at
Nixle.com today! It's quick, easy and secure.**

The Kensington Police Department would like to invite you to join nixle.com to stay up to date on current issues. With emergency alerts, important advisories, community updates, and traffic information, you will receive up-to-date information impacting the areas near you by cell phone, e-mail and on the web.

**Go to www.nixle.com and click “sign up free!” or text
“Kensington” to 888777.**

If you have any questions please call the Kensington Police Department at 772-2929

No charge, Message & Data rates may apply.