

University of New Hampshire

University of New Hampshire Scholars' Repository

Manchester Research Group

UNH Community Projects

1-1-2011

West Granite neighborhood comparisons #3

Neighborworks Greater Manchester

Follow this and additional works at: <https://scholars.unh.edu/mrg>

Recommended Citation

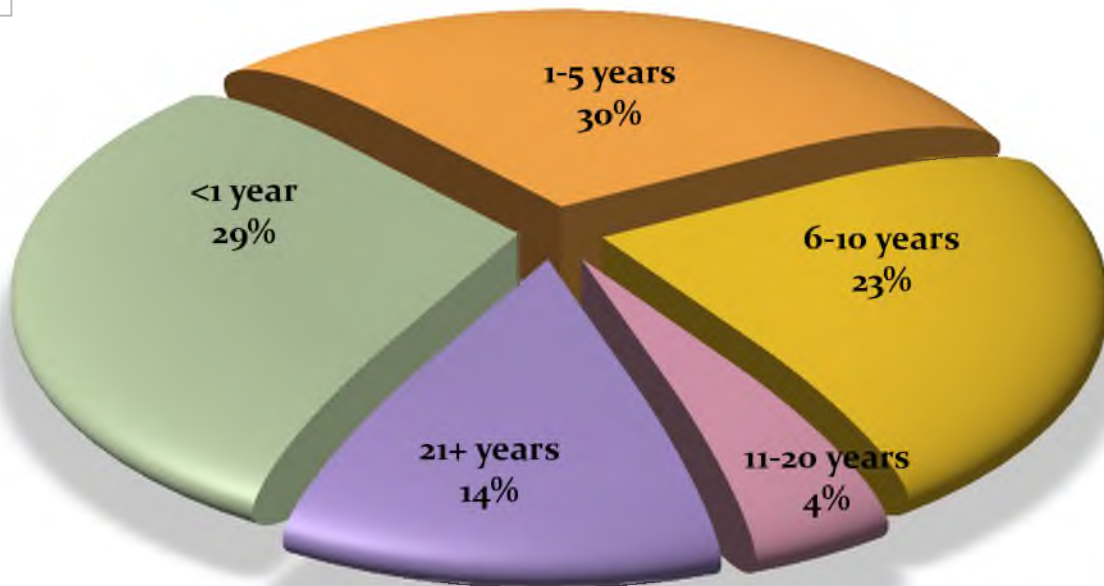
Neighborworks Greater Manchester, "West Granite neighborhood comparisons #3" (2011). *Manchester Research Group*. 77.

<https://scholars.unh.edu/mrg/77>

This Text is brought to you for free and open access by the UNH Community Projects at University of New Hampshire Scholars' Repository. It has been accepted for inclusion in Manchester Research Group by an authorized administrator of University of New Hampshire Scholars' Repository. For more information, please contact nicole.hentz@unh.edu.

Years	# of Respondents
<1 year	13
1-5 years	13
6-10 years	10
11-20 years	2
21+ years	6

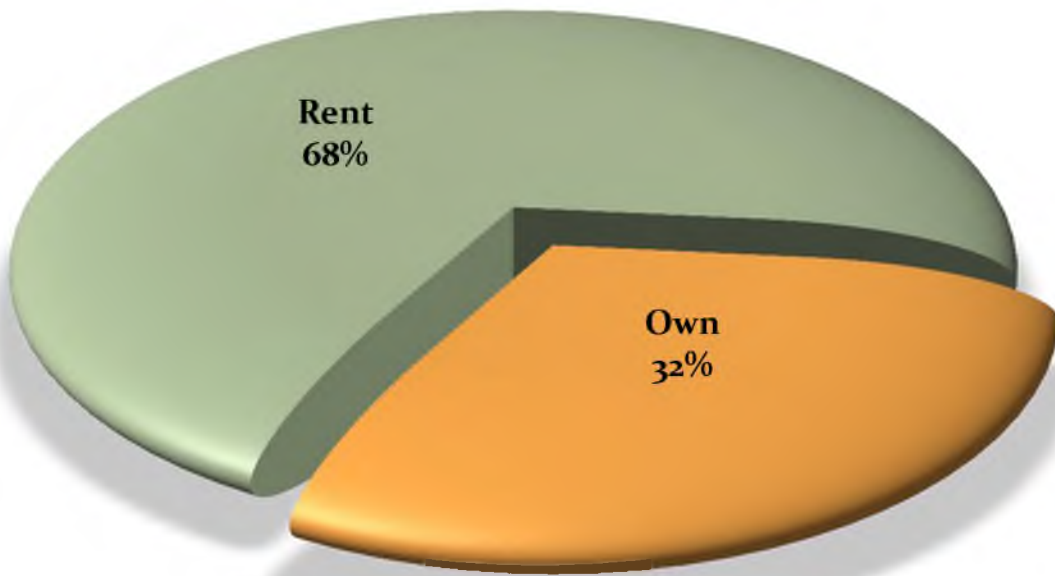
How long have you lived in this neighborhood?



Rent or own	
Rent	30
Own	14

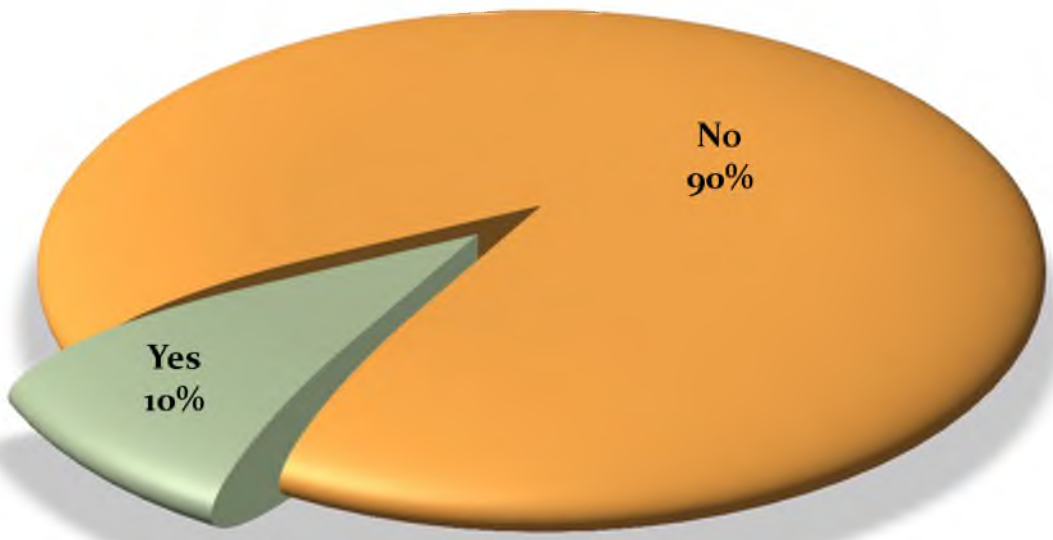


Do you rent or own your home?



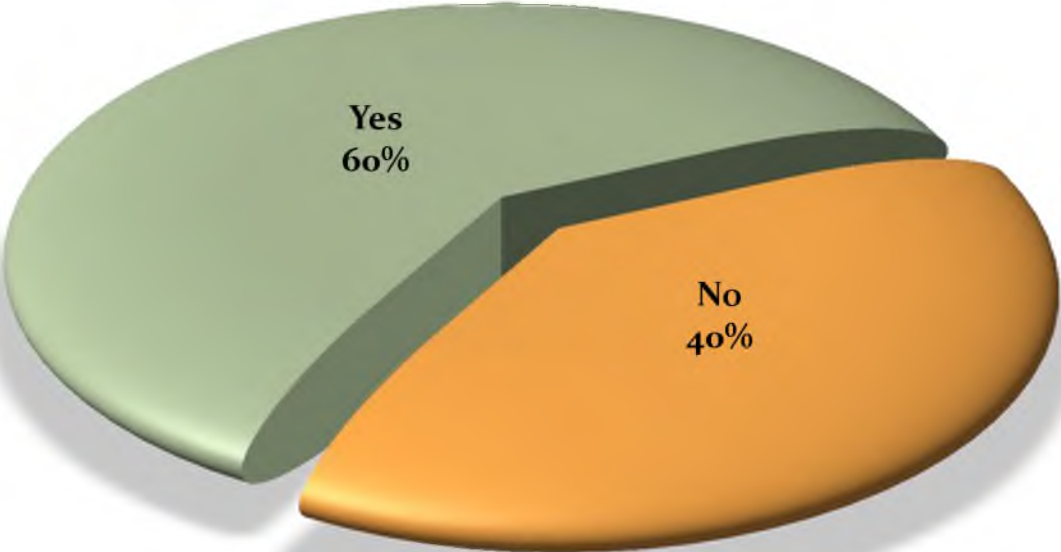
On-site landlord	# of respondents	
Yes	3	
No	28	

Does your landlord live in the building?



Yes/No	# of respondents	<input type="checkbox"/>
Yes	18	
No	12	

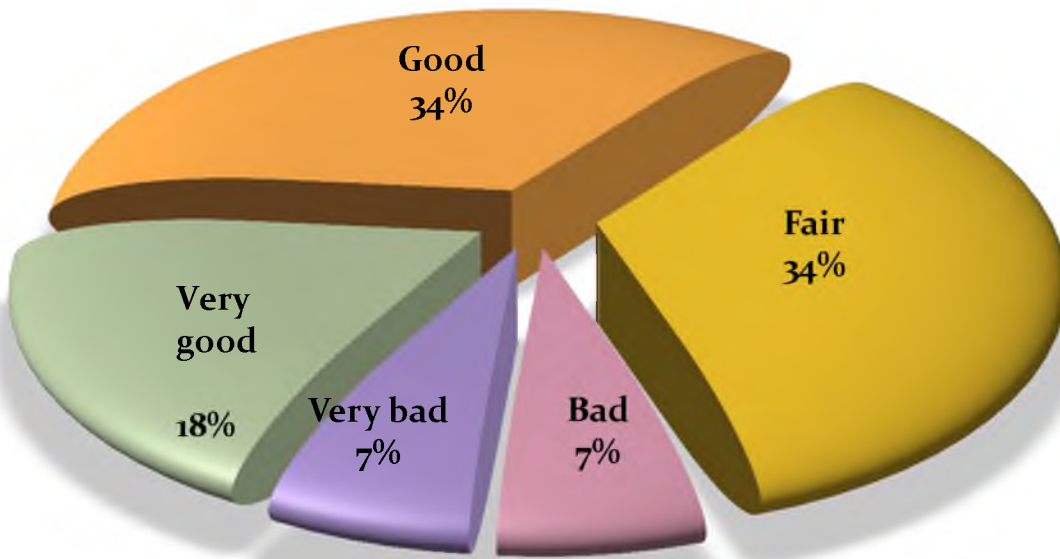
If you rent, would you like to own a home?



Condition	# of respondents
Very good	8
Good	15
Fair	15
Bad	3
Very bad	3



How would you rate your neighborhood?



What do you like about your neighborhood?

- Nothing
- Convenient to highway, church, hospital, market
- Convenient to shopping, etc.
- Apartment is spacious
- I like the West Side
- Convenient
- Neighbors and kids
- People are helpful
- People are nice
- Close to stores
- Quiet
- Familiar
- Quiet
- Comfortable here
- Close to school
- Know a lot of people
- Neighbors
- Piscataquog trail, fishing
- Accessible to downtown and basketball courts
- Close to bus line, schools, downtown
- Quiet
- Quiet
- Nothing
- Nothing
- Nothing, schools close by
- Close to river (fishing), it's where I grew up
- People take care of their property (on my end of the street)
- Near hospital, drug stores and shopping
- Familiar, quiet
- Always people around, people say "hi," the walking trail
- Quiet, people are friendly
- Quiet
- Schools, hospital, work all close; street scape is improving
- Nothing
- Environment
- Quiet
- Quiet, close to everything

Most common responses

- Convenient (to highway, downtown, schools, hospital, etc.)
- Quiet
- Nothing
- Neighbors
- Piscataquog Trail

What are some challenges facing your neighborhood?

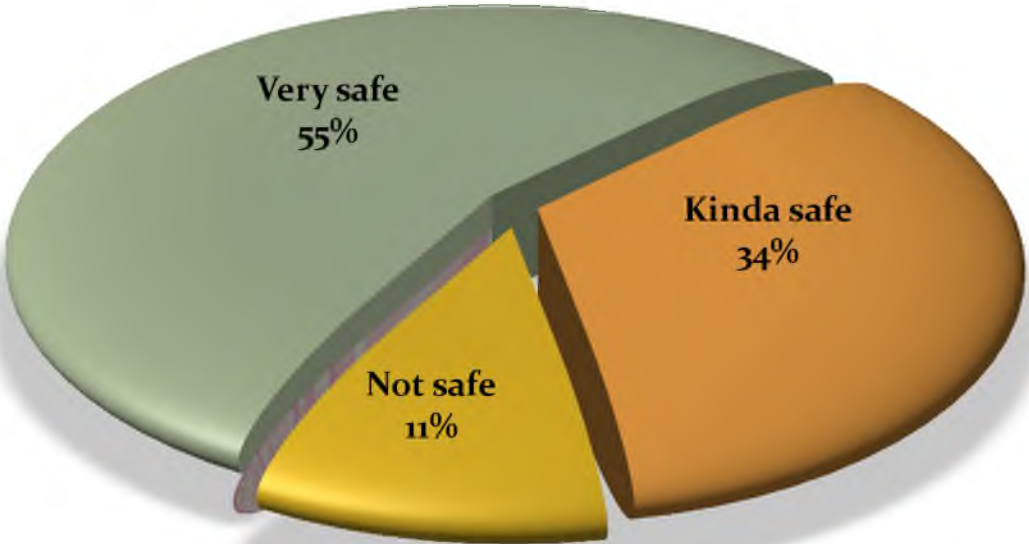
- Activities and stuff for kids
- Neighbors not as friendly, no place for kids after school
- Burglary
- Parking, noise, busy
- Parking, activities or resources to help people
- Rent too expensive, want a yard for kids to play
- Keeping the neighborhood safe
- Kids getting in trouble
- Everything good
- Nothing
- All the houses renovated
- Sidewalks
- Cleanliness, sidewalks
- More cosmetic improvements
- None
- Loud noises, people arguing, foul language
- No privacy, disrespectful children
- Rentals, noise
- Nobody stops at stop sign
- Drugs, wannabe gang members
- Not much for kids to do
- Abandoned buildings that are falling apart
- Not enough businesses and jobs
- Wannabe gang members, punk kids, noisy neighbors
- Troublemakers, fights
- Teens loitering, drugs, people stealing gas out of my vehicle, drinking
- Bed bugs
- Trashy people
- Not enough land
- People move in and out, traffic (speeders)
- Loud music, kids fight
- Property values
- Problem neighbors, messy
- Trouble maker kids
- Drugs, vandalism by kids, no respect
- Cleanliness
- Children with nothing to do
- Children with nothing to do

Most common responses

- Nothing for kids to do
- Noise
- Unruly children
- Drugs
- Sidewalks
- Unsightly

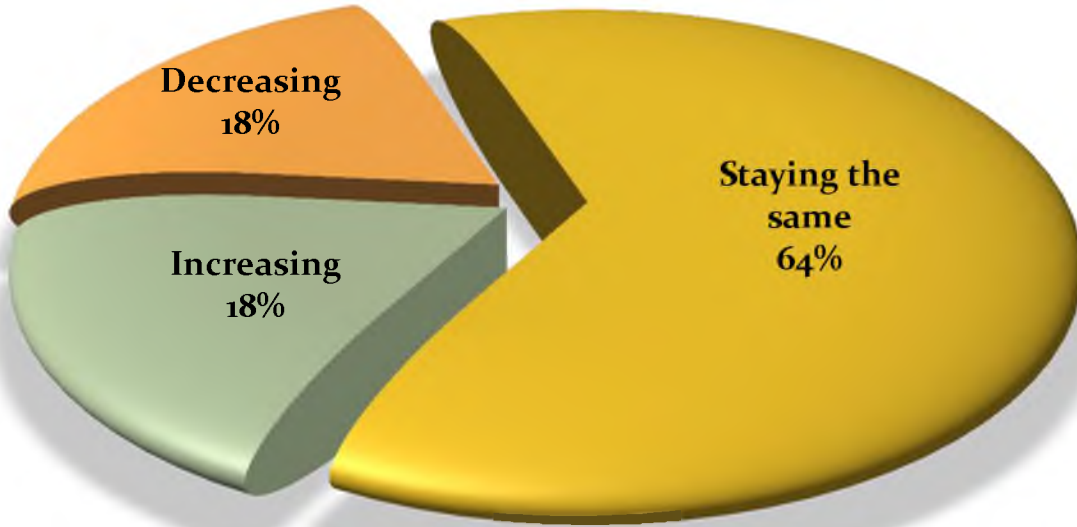
Response	Count	Percentage
Very safe	24	55%
Kinda safe	15	34%
Not safe	5	11%

How safe do you feel in your neighborhood?



Direction	# of respondents	
Increasing	8	
Decreasing	8	
Staying the same	28	

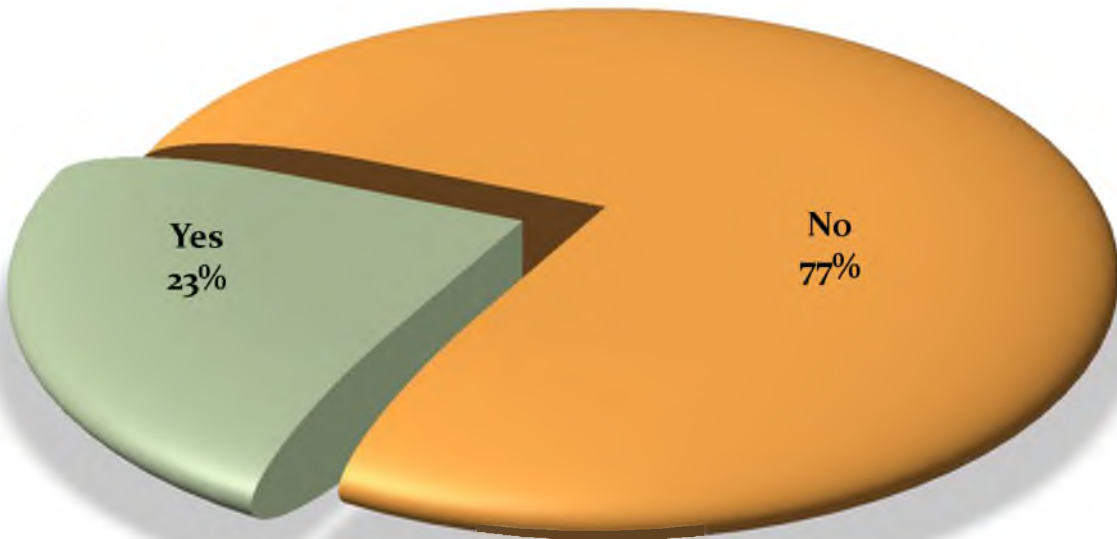
Do you see crime...



Yes/No	# of respondents
Yes	10
No	34

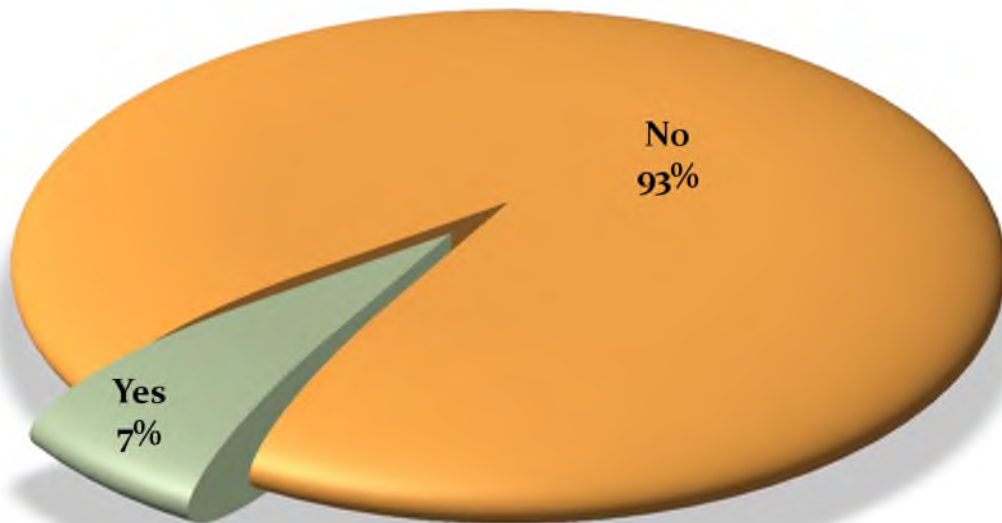


If not, would you like to join a watch group?



Yes/No	# of respondents
Yes	3
No	41

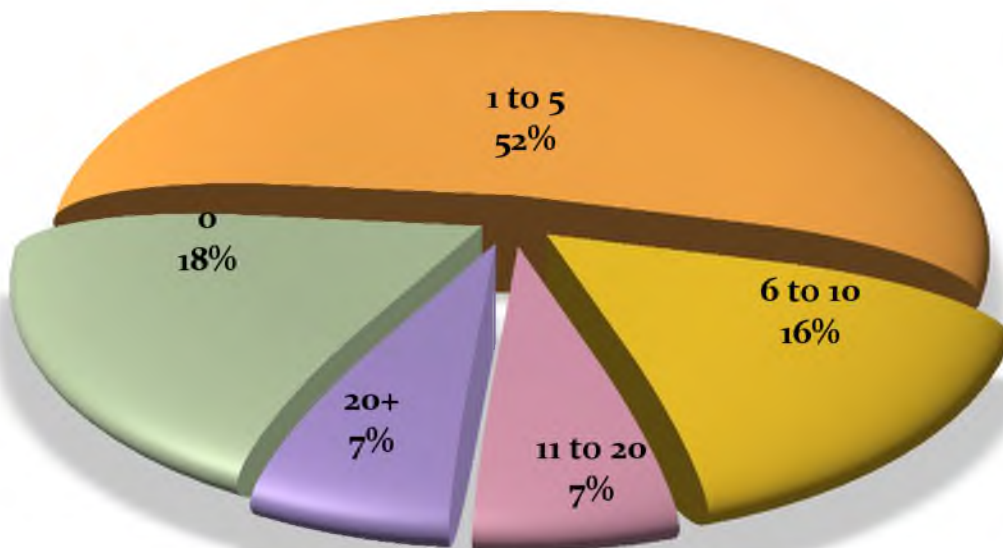
Do you belong to a Neighborhood Watch?



# of families	# of respondents
0	8
1 to 5	23
6 to 10	7
11 to 20	3
20+	3



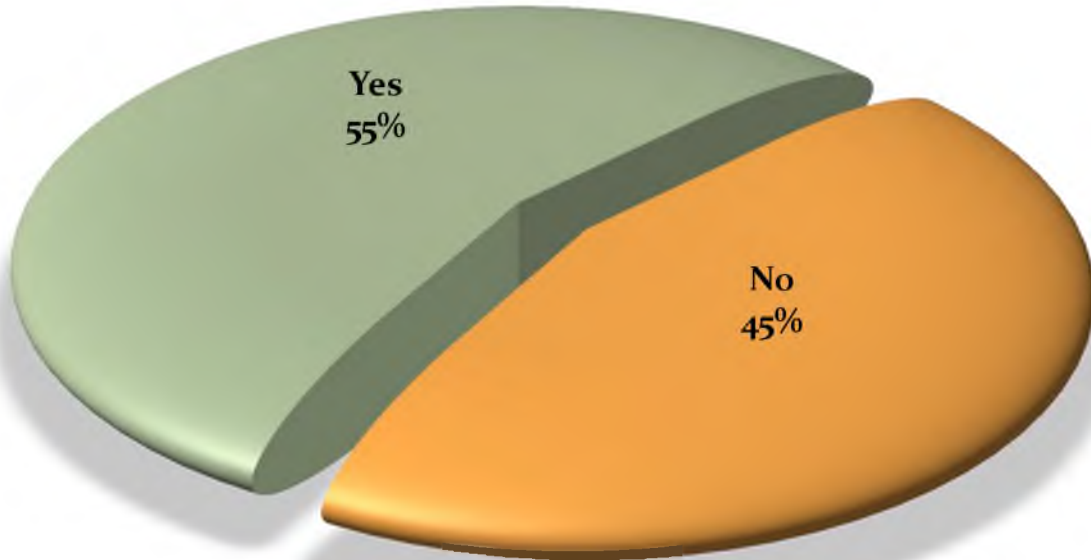
How many neighborhood families do you know by name?



Yes/No	# of respondents
Yes	24
No	20



Are you a registered voter?



Year	# of respondents
Nov. 2010	15
Nov. 2008	9

If so, when did you last vote?

