

amp  
= 4  
3478  
999

# Annual Report

FOR THE TOWN OF

**Benton**  
**New Hampshire**

*Year Ending December 31*  
*1999*



Hamp  
F  
44  
.B478  
1999

# Annual Report

FOR THE TOWN OF

**Benton**  
**New Hampshire**

*Year Ending December 31*  
*1999*



TOWN OF BENTON, NH  
ANNUAL REPORT  
OF TOWN OFFICERS  
YEAR ENDED DECEMBER 31, 1999

INDEX

|  |    |
|--|----|
| BENTON TOWN OFFICERS .....                                   | 5  |
| ANNUAL TOWN MEETING WARRANT .....                            | 6  |
| BUDGET AND SUMMARY ANALYSIS/ESTIMATE OF EXPENDITURES .....   | 7  |
| ESTIMATE OF REVENUE .....                                    | 8  |
| COMPARATIVE STATEMENT OF APPROPRIATIONS & EXPENDITURES ..... | 9  |
| REPORT OF THE TREASURER .....                                | 10 |
| DETAILED STATEMENT OF PAYMENTS .....                         | 12 |
| REPORT OF THE TAX COLLECTOR .....                            | 15 |
| REPORT OF THE TOWN CLERK .....                               | 17 |
| DOG LICENSE NOTICE AND FEES .....                            | 17 |
| REPORT OF THE TRUSTEES OF TRUST FUNDS .....                  | 19 |
| SCHEDULE OF NON-TAXABLE PROPERTY .....                       | 20 |
| SUMMARY OF INVENTORY VALUATION .....                         | 21 |
| REPORT OF TOWN FOREST WARDEN AND STATE FOREST .....          | 22 |
| 1999 TOWN MEETING RESULTS .....                              | 23 |
| VITAL STATISTICS .....                                       | 25 |
| ANNUAL REPORT OF THE BENTON SCHOOL DISTRICT .....            | 27 |



## BENTON TOWN OFFICERS

|                               |  | Term   | Exp. Date |
|-------------------------------|--|--------|-----------|
| Board of Selectmen:           | Marjorie L. Robitzer                       | 3 yrs. | 2000      |
|                               | Judith Richwagen                           | 3 yrs. | 2001      |
|                               | Jeremy Elliott                             | 3 yrs. | 2002      |
| Moderator:                    | John Elliott, Jr.                          | 2 yrs. | 2000      |
| Town Clerk:                   | Lyn Bandy                                  | 1 yr.  | 2000      |
| Treasurer:                    | Diane Roden                                | 1 yr.  | 2000      |
| Auditor:                      | Richard Dickenson                          | 1 yr.  | 2000      |
| Tax Collector:                | Sharon Edwards                             | 1 yr.  | 2000      |
| Supervisors of the Checklist: | Debra McKean                               | 3 yrs. | 2000      |
|                               | Arthur Christopher                         | 3 yrs. | 2001      |
|                               | Carol Miles                                | 3 Yrs. | 2002      |
| Surveyors of Wood & Lumber:   | Joseph Boutin, Jr.                         | 1 yr.  | 2000      |
| Ballot Clerk:                 | Steven Saffo                               | 1 yr.  | 2000      |
| Ballot Inspector:             | Kate Goodwin                               | 1 yr.  | 2000      |
| Trustees of the Trust Funds:  | Jeffrey Elliott                            | 3 yrs. | 2000      |
|                               | Daniel Elliott                             | 3 yrs. | 2001      |
|                               | Althea Hymer                               | 3 Yrs. | 2002      |
| Planning Board:               | Richard Saffo, Sr.                         | 5 Yrs. | 2000      |
|                               | Jeffrey Elliott                            | 5 Yrs. | 2001      |
|                               | John Richwagen                             | 5 Yrs. | 2002      |
|                               | Kenneth Kealey                             | 5 Yrs. | 2003      |
| (Ex officio member)           | Jeremy Elliott, Selectman                  |        |           |
| Sexton:                       | William J. Harris                          | 1 Yr.  | 2000      |
| Police Officer:               | Stefan Cimikowski - appointed by Selectmen |        |           |

## ANNUAL TOWN MEETING WARRANT

STATE OF NEW HAMPSHIRE

GRAFTON SS

TOWN OF BENTON

TO THE INHABITANTS OF THE TOWN OF BENTON QUALIFIED TO VOTE IN TOWN AFFAIRS:

YOU ARE HEREBY NOTIFIED TO MEET AT THE BENTON COMMUNITY BUILDING IN SAID BENTON ON THE SECOND TUESDAY OF MARCH NEXT, THE 14TH, AT SEVEN O'CLOCK IN THE EVENING TO VOTE AND ACT UPON THE FOLLOWING SUBJECTS:

**ARTICLE 1** TO CHOOSE A TOWN CLERK, A TREASURER, A TAX COLLECTOR, AN AUDITOR, A BALLOT CLERK, A BALLOT INSPECTOR, A SEXTON AND A SURVEYOR OF WOOD AND LUMBER FOR A TERM OF ONE YEAR, A MODERATOR FOR A TERM OF TWO YEARS, A SELECTMAN, A SUPERVISOR OF THE CHECKLIST AND A TRUSTEE OF THE TRUST FUNDS FOR A TERM OF THREE YEARS, A MEMBER OF THE PLANNING BOARD FOR A TERM OF FOUR YEARS AND ANY OTHER AGENTS OR OFFICERS NECESSARY FOR THE ENSUING YEAR.

**ARTICLE 2** TO SEE IF THE TOWN WILL VOTE TO ACCEPT THE REPORTS OF OFFICERS AND AGENTS AS PRINTED.

**ARTICLE 3** TO SEE IF THE TOWN WILL VOTE TO RAISE AND APPROPRIATE THE SUM OF \$10,000 TO BE ADDED TO THE CAPITAL RESERVE FUND FOR ROADS.

**THE SELECTMEN RECOMMEND THIS ARTICLE.**

**ARTICLE 4** TO DISCUSS THE POSSIBLE USES FOR THE \$12,000 WHICH WAS SENT TO THE TOWN OF BENTON FOR Y2K ASSISTANCE.

**ARTICLE 5** TO DISCUSS ADDING THE SO-CALLED "PARKER FIELD" TO THE MOUNTAIN VIEW CEMETERY AND TO TOUCH ON THE PHYSICAL CHANGES NECESSARY, THE FINANCIAL NEEDS OF THIS PROJECT AND AND THE NECESSITY OF ORGANIZING A CEMETERY COMMITTEE.

**ARTICLE 5** TO SEE IF THE TOWN WILL VOTE TO RAISE AND APPROPRIATE THE SUM OF \$70,800 WHICH REPRESENTS THE OPERATING BUDGET FOR THE YEAR 2000. SAID SUM INCLUDES ARTICLE 3, BUT NO OTHER SPECIAL OR INDIVIDUAL ARTICLES.

**THE SELECTMEN RECOMMEND THIS ARTICLE.**

A TRUE COPY - ATTEST

SELECTMEN OF BENTON

  
MARJORIE L. ROBITZER

JUDITH A RICHWAGEN

JEREMY ELLIOTT



**BUDGET AND SUMMARY ANALYSIS**  
**Estimate of Expenditures**

| Category                 | Approp.<br>1999 | Expend<br>1999 | Proposed<br>2000 |
|--------------------------|-----------------|----------------|------------------|
| Selectmen & Expenses     | \$1,700         | \$1,445        | \$1,700          |
| Elections                | 600             | 194            | 1,400            |
| Financial Administration | 4,500           | 4,054          | 4,500            |
| Legal                    | 2,000           | 58             | 2,000            |
| Planning                 | 200             |                | 200              |
| Community Building       | 1,800           | 1,226          | 2,000            |
| Cemeteries               | 500             | 500            | 500              |
| Insurance                | 2,700           | 2,205          | 2,200            |
| Regional Associations    | 850             | 811            | 850              |
| Police Protection        | 2,325           | 1,978          | 2,325            |
| Ambulance                | 2,376           | 2,222          | 2,525            |
| Fire Protection          | 2,500           | 2,794          | 2,500            |
| Regular Road Fund        | 35,000          | 36,343         | 35,000           |
| Social Services          | 2,075           | 1,225          | 2,100            |
| To CRF - Roads           | 24,904          | 24,904         | 10,000           |
| Last payment - Road Loan | 9,000           | 9,000          |                  |
| Interest                 | 1,300           | 350            | 1,000            |
| Road Warrant Article     | 49,106          | 49,106         |                  |
| Totals                   | \$143,436       | \$138,415      | \$70,800         |

Additions

Subtractions

Warrant Articles

Final Figures

Disposition of the \$12,000 that we received for the State of New Hampshire for Y2K aid.

This sum may be used by the Town in any way that has been discussed generally at the annual Budget Meeting, if it was not necessary to expend for Y2K record adjustments. We have discussed a number of items which need funding, namely, a new roof for the Community Building which must be done in the spring, the replacement into the General Fund of the unpaid balance of the FEMA flood repairs last year which the State paid 12-1/2% instead of the 25% that we were told would be the figure and perhaps some money toward opening the Parker Field to enlarge Mountain View Cemetery. All this must be discussed at Town Meeting if you wish to have a voice in the expenditure.

**BUDGET AND SUMMARY ANALYSIS**  
**Estimate of Revenue**

| Sources of Revenue:                                 | Est 1999        | Rec 1999        | Est 2000        |
|---|-----------------|-----------------|-----------------|
| Yield Taxes   | \$10,000        | \$11,624        | \$10,500        |
| Interest & Penalties on<br>on delinquent taxes      | 5,000           | 2,178           | 2,000           |
| Land Use Change Tax                                 |                 | 495             |                 |
| Motor Vehicle Registrations                         | 23,500          | 28,669          | 27,500          |
| Building permits, other<br>licenses, permits & fees | 200             | 245             | 225             |
| Federal & State,<br>WMNF, in lieu of taxes          | 15,500          | 16,008          | 15,500          |
| State of New Hampshire:                             |                 |                 |                 |
| Shared Revenue                                      | 4,500           | 1,603           | 1,600           |
| Rooms & Meals Dist.                                 | 4,500           | 6,018           | 6,000           |
| Highway Bloc Grant                                  | 9,783           | 9,783           | 9,908           |
| F.E.M.A. (Not a budget item)                        |                 | 2,521           |                 |
| Y2K Assistance                                      |                 | 12,000          |                 |
| Income from Trust Funds                             | 275             | 275             | 280             |
| Dog Licenses & Fines                                | 450             | 548             | 500             |
| Interest on Deposits                                | 1,000           | 1,119           | 1,000           |
| <b>Totals</b>                                       | <b>\$74,708</b> | <b>\$93,086</b> | <b>\$75,013</b> |

## Comparative Statement of Appropriations & Expenditures

| Category                  | Approp.          | Extra<br>Incom | Total<br>Avail   | Expended         | Balance<br>Unexp. | Over-<br>Draft |
|---------------------------|------------------|----------------|------------------|------------------|-------------------|----------------|
| Selectmen & Expenses      | \$1,700          |                | \$1,700          | \$1,445          | \$255             |                |
| Elections & Registrations | 600              |                | 600              | 194              | 406               |                |
| Financial Administration  | 4,500            |                | 4,500            | 4,054            | 446               |                |
| Legal Expenses            | 2,000            |                | 2,000            | 58               | 1,942             |                |
| Planning & Zoning         | 200              |                | 200              |                  | 200               |                |
| Community Building        | 1,800            |                | 1,800            | 1,226            | 574               |                |
| Cemeteries                | 500              | 200            | 700              | 500              | 200               |                |
| Insurance                 | 2,700            |                | 2,700            | 2,205            | 495               |                |
| Regional Organizations    | 850              |                | 850              | 811              | 39                |                |
| Police Protection         | 2,325            |                | 2,325            | 1,978            | 347               |                |
| Ambulance Service         | 2,376            |                | 2,376            | 2,222            | 154               |                |
| Fire Protection           | 2,500            |                | 2,500            | 2,794            |                   | 294            |
| Regular Road Account      | 35,000           | 75             | 35,075           | 36,343           |                   | 1,268          |
| Social Services           | 2,075            |                | 2,075            | 1,225            | 850               |                |
| To CRF's Roads            | 24,904           |                | 24,904           | 24,904           |                   |                |
| Last payment on Roads     | 9,000            |                | 9,000            | 9,000            |                   |                |
| Interest                  | 1,300            |                | 1,300            | 350              | 950               |                |
| Road Warrant Article      | 49,106           |                | 49,106           | 49,106           |                   |                |
| <b>Totals</b>             | <b>\$143,436</b> | <b>\$275</b>   | <b>\$143,711</b> | <b>\$138,415</b> | <b>\$6,858</b>    | <b>\$1,562</b> |

### Treasurer's Report

**Received from Tax Collector:**

|                                  |      |            |
|----------------------------------|------|------------|
| Property taxes, lien redemptions | 1996 | \$2,306.01 |
| Interest and costs               |      | 1,229.45   |

---

\$3,535.46

|                                  |      |            |
|----------------------------------|------|------------|
| Property taxes, lien redemptions | 1997 | \$2,296.05 |
| Interest and costs               |      | 205.86     |

---

\$2,501.91

|                       |      |             |
|-----------------------|------|-------------|
| Property taxes        | 1998 | \$25,545.64 |
| Property tax Interest |      | 495.57      |
| Costs                 |      | 234.50      |
| Lien Redemptions      |      | 276.02      |
| Yield Taxes           |      | 258.52      |

---

\$26,810.25

|                             |      |             |
|-----------------------------|------|-------------|
| Property taxes              | 1999 | \$63,887.67 |
| Prepayments for Year 2000   |      | 31.66       |
| Land use change tax & costs |      | 507.33      |
| Yield taxes                 |      | 3747.18     |

---

\$68,173.84

Total from Tax Collector      \$101,021.46

**Received from the Town Clerk:**

|   |             |
|---|-------------|
| Motor Vehicle Permits                     | \$28,519.00 |
| Transfers & Titles                        | 150.00      |
| Vital Statistics - State of New Hampshire | 264.00      |
| Dog Licenses issued                       | 446.50      |
| Penalties and Fines                       | 102.00      |

---

\$29,481.50

**Received from the Selectmen:**

|   |          |
|---|----------|
| Building Permits                        | \$210.00 |
| Culvert bought by resident              | 70.00    |
| Application fee                         | 5.00     |
| Pistol Permits                          | 30.00    |
| Police witness fees - from Police Chief | 101.38   |

---

\$415.88

### Treasurer's Report (cont'd)

**Received from Trustess of the Trust Fund**

|                                 |             |
|---------------------------------|-------------|
| First Payment on re-paving work | \$35,000 00 |
| Final Payment on re-paving work | 14,106 00   |
| Cemetery upkeep funds           | 200 10      |
| Funds for roads                 | 75 34       |
| Funds for schools               | 83 58       |
|                                 | <hr/>       |
|                                 | \$49,465 02 |

**Received from State & Federal Sources**

|  |             |
|--|-------------|
| State of New Hampshire - Revenue Sharing         | \$1,602 65  |
| State of New Hampshire - Dept. of Transportation | 9,783 19    |
| State of New Hampshire - Y2K Assistance          | 12,000 00   |
| State of New Hampshire - Rooms & Meals Tax       | 6,018 01    |
| U S. Dept. of Agriculture, Forest Service        | 16,008 00   |
| U S. Treasury (F E M A.)                         | 2,521 00    |
|  | <hr/>       |
|  | \$47,932 85 |

**Transfer from Yield Account**

\$9,589 97

**Total receipts for 1999**

\$237,906 68

Cash on hand as of 1/1/99

110,068 05

Bank interest for 1998

1,119 35

---

\$349,094 08

Less Selectmen's orders for 1998

\$317,481 65

---

\$31,612 43

Plus lost check

12.33

Year-end Total Cash

---

\$31,624 76

**Acct. 30502 - Yield Account:**

Cash on hand - 1/1/99

\$8,944.74

Total Deposits

12755.79

Interest

164.75

---

\$21,865.28

Withdrawal

9589.97

Year-end Balance

---

\$12,275.31

Respectfully submitted,

-----  
Diane Roden, Treasurer

# **Detailed Statement of Payments By The Selectmen**

## **Selectmen:**

|          |                      |            |
|----------|----------------------|------------|
| Salaries | Jeremy Elliott       | \$400.00   |
|          | Judith Richwagen     | 400.00     |
|          | Marjorie L. Robitzer | 600.00     |
| Expenses | Notices (2)          | 45.00      |
|          |                      | -----      |
|          |                      | \$1,445.00 |

## **Elections and Registrations:**

|                              |                                 |          |
|------------------------------|---------------------------------|----------|
| Supervisors of the Checklist |                                 |          |
|                              | Richard Saffo, Jr.              | \$10.30  |
|                              | Debra McKean                    | 10.30    |
|                              | Arthur Christopher              | 15.45    |
|                              | John G. Elliott, Jr., Selectman | 10.30    |
|                              | Lyn Bandy, Town Clerk           | 10.30    |
|                              | Albert Boutin, Jr., Selectman   | 10.30    |
|                              | Judith Richwagen, Selectman     | 10.30    |
|                              | Marjorie L. Robitzer, Selectman | 10.30    |
| Expenses                     | Notices (3)                     | 106.00   |
|                              |                                 | -----    |
|                              |                                 | \$193.55 |

## **Financial Administration:**

|  |  |            |
|--|--|------------|
|  | Diane Rodin, Treasurer                           | \$400.00   |
|  | Sharon Edwards, Tax Collector                    | 400.00     |
|  | Lyn Bandy, Town Clerk                            | 400.00     |
|  | John Richwagen, Auditor                          | 100.00     |
|  | Joseph N. Boutin, Jr., Surveyor of Wood & Lumber | 200.00     |
|  | Joseph Cataldo, Dog Officer                      |            |
|  | Mileage and Hourly                               | 472.80     |
|  | Euthanasia-1                                     | 75.00      |
|  | General Office Expenses                          | 1393.89    |
|  | Town Clerk Fees                                  | 191.50     |
|  | Town Report                                      | 655.00     |
|  |  | -----      |
|  |  | \$4,288.19 |

**Legal Fees and Damages:** \$57.85

**Planning and Zoning** \$0.00

Detailed Statement of Payments (cont'd)  
By The Selectmen

**Community Building**

|                                       |          |
|---------------------------------------|----------|
| Telephone Services                    | \$335.48 |
| New Hampshire Electric Co-op          | 223.32   |
| Walter Jock Oil Co., Inc.             |          |
| Fuel oil & annual cleaning of furnace | 568.62   |
| Minor repairs to building             | 98.18    |

-----  
\$1,225.60

**Cemeteries**

|                   |          |
|-------------------|----------|
| William J. Harris | \$500.00 |
|-------------------|----------|

**Insurance and Bonds**

|   |            |
|---|------------|
| N.H. Municipal Assn. Property & Liability Trust | \$1,455.00 |
| Insurance Bonds                                 |            |
| Liberty Mutual Insurance, Workman's Comp.       | 750.00     |

-----  
\$2,205.00

**Regional Associations**

|                                    |         |
|------------------------------------|---------|
| N.H. Assoc. Of Assessing Officials | \$20.00 |
| N.H. Municipal Assoc.              | 500.00  |
| North Country Council              | 251.22  |
| N.H. Assoc. Of Tax Collectors      | 20.00   |
| N.H. Town Clerks Assoc.            | 20.00   |

-----  
\$811.22

**Police Account**

|                               |          |
|-------------------------------|----------|
| Equipment                     | \$333.21 |
| State of N.H. Equipment Check | 20.00    |
| N.H. Chiefs of Police Assoc.  | 75.00    |
| Vehicle Costs                 | 1500.00  |
| Salary                        | 50.00    |

-----  
\$1,978.21

**Ambulance**

\$2,222.00

**Fire Protection**

|   |            |
|---|------------|
| Twin Mountain Mutual Aid                | \$1,000.00 |
| Haverhill Corner Fire Co.               | 750.00     |
| North Haverhill Fire Co (plus bal. due) | 1044.00    |

-----  
\$2,794.00

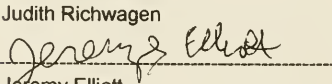
Detailed Statement of Payments (cont'd)  
By The Selectmen

|  |             |              |
|--|-------------|--------------|
| <b>Roads</b>   |             |              |
| Summer Maintenance   | \$20,659.00 |              |
| Winter Maintenance   | 11270.00    |              |
| Materials and Supplies   | 4414.34     |              |
|  |             | -----        |
|  |             | \$36,343.34  |
| Resealing plus extra finish surfacing (Contract)               |             | \$49,106.11  |
| <b>Social Services</b>   |             |              |
| Direct Assistance  | \$200.00    |              |
| North Country Home Health                                      | 300.00      |              |
| Tri-County Community Action                                    | 175.00      |              |
| Grafton County Sr. Citizens Council                            | 250.00      |              |
| White Mountain Mental Health                                   | 300.00      |              |
|  |             | -----        |
|  |             | \$1,225.00   |
| <b>Taxes Brought By The Town</b>                               |             | \$7,927.82   |
| <b>Abatements and Refunds</b>                                  |             | \$1,713.47   |
| <b>Interest</b>  |             | \$350.00     |
| <b>Re-Payment of Tax Anticipation Note (Final Installment)</b> |             | \$9,000.00   |
| <b>Deposited to Capital Reserve Fund For Roads</b>             |             | \$24,904.00  |
| <b>State of New Hampshire Interest</b>                         |             |              |
| Vital Records  | \$297.00    |              |
| Animal Population Control                                      | 130.00      |              |
|  |             | -----        |
|  |             | \$427.00     |
| <b>County Tax</b>  |             | \$16,939.00  |
| <b>Schools</b>   |             | \$151,825.28 |
|  |             | -----        |
| <b>Total Checks Written</b>                                    |             | \$317,481.64 |

Selectmen of Benton

  
\_\_\_\_\_  
Marjorie L. Robitzer

  
\_\_\_\_\_  
Judith Richwagen

  
\_\_\_\_\_  
Jeremy Elliott



**TOWN OF BENTON**  
**Tax Collector's Report - 1999**

**1999**

|  | Cr.         | Dr.         |
|--|-------------|-------------|
| <b>Taxes Committed This Year:</b>              |             |             |
| Property Taxes                                 |             | \$79,702.12 |
| Yield Taxes                                    |             | 3,867.38    |
| Property Tax Overpayment                       |             | 21.66       |
| Land Use Change & Recording Fee                |             | 507.33      |
| <b>Taxes Collected &amp; Sent to Treasurer</b> |             |             |
| Property Taxes                                 | \$63,897.67 |             |
| Yield Taxes                                    | 3,747.18    |             |
| Land Use Change & Recording Fee                | 507.33      |             |
| Property Tax Overpayment                       | 21.66       |             |
| SubTotal                                       | \$68,152.18 |             |
| Taxes Uncollected at Year-end                  | 15,804.45   |             |
| Yield Taxes                                    | 120.20      |             |
| Totals   | \$84,098.49 | \$84,098.49 |

**1998**

|  | Cr          | Dr          |
|--|-------------|-------------|
| Taxes Uncollected at Beginning of Year         |             | \$25,540.10 |
| Yield Taxes                                    |             | 258.52      |
| Interest on Delinquent Taxes & Costs           |             | 735.61      |
| <b>Taxes Collected &amp; Sent to Treasurer</b> |             |             |
| Property Taxes                                 | \$17,612.28 |             |
| Interest & Costs                               | 735.61      |             |
| Yield Taxes                                    | 258.52      |             |
| Conversion to lien                             | 7,927.82    |             |
| Totals   | \$26,534.23 | \$26,534.23 |

**TOWN OF BENTON**  
**Tax Collector's Report - 1999 (Cont'd)**

**1998**

|                                   | Cr.   | Dr.        |
|-----------------------------------|-------|------------|
|                                   | <hr/> |            |
| Liens Executed During Fiscal Year |       | \$7,927.82 |

**Remitted to Treasurer**

|                                      |            |            |
|--------------------------------------|------------|------------|
| Redemptions                          | \$276.02   |            |
| Unredeemed Liens Bal. at End of Year | 7,651.80   |            |
|                                      | <hr/>      |            |
| Totals                               | \$7,927.82 | \$7,927.82 |

**1997**

|   |             |
|---|-------------|
| Unredeemed Liens Bal. at Beginning of Year      | \$12,850.07 |
| Interest & Costs Collected After Lien Execution | 205.86      |

**Remitted to Treasurer**

|   |             |             |
|---|-------------|-------------|
| Redemptions                                     | \$2,296.05  |             |
| Interest & Costs Collected After Lien Execution | 205.86      |             |
| Unredeemed Liens Bal. at End of Year            | 10,554.02   |             |
|   | <hr/>       |             |
| Totals  | \$13,055.93 | \$13,055.93 |

**1996**

|   |            |
|---|------------|
| Unredeemed Liens Bal. at Beginning of Year      | \$2,306.01 |
| Interest & Costs Collected After Lien Execution | 1,229.45   |

**Remitted to Treasurer**

|   |            |            |
|---|------------|------------|
| Redemptions                                     | \$2,306.01 |            |
| Interest & Costs Collected After Lien Execution | 1229.45    |            |
|   | <hr/>      |            |
| Totals  | \$3,535.46 | \$3,535.46 |

## TOWN OF BENTON

### Report of the Town Clerk - 1999

|  |                   |
|--|-------------------|
| Motor Vehicle Permits issued: (344)  | \$29,093.00       |
| Dog Licenses Issued & Fines Collected:                                       | 578.50            |
| Certified Copies, Record Searches, Marriage Licenses and<br>other Misc. Fees | 376.00            |
| Total  | <hr/> \$30,047.50 |

|  |                   |
|--|-------------------|
| Submitted to the Treasurer:  |                   |
| Motor Vehicles   | \$28,669.00       |
| Dog Licenses and Fines   | 548.50            |
| Copies, Record Search, Marriage Licenses<br>and other miscellaneous fees | 264.00            |
| Total  | <hr/> \$29,481.50 |

|  |                |
|--|----------------|
| Retained by the Town Clerk:  |                |
| Motor Vehicles   | \$424.00       |
| Dog Licenses   | 30.00          |
| Copies, Record Searches, Marriage Licenses<br>and other miscellaneous fees | 112.00         |
| Total  | <hr/> \$566.00 |

## NOTE - License Your Dogs By Apr. 30th

### IF DOG IS OVER 3 MONTHS OLD

|                   |                      |
|-------------------|----------------------|
| MALE \$9.00       | FEMALE \$9.00        |
| NEUTERED MALE \$6 | SPAYED FEMALE \$6.50 |
| OWNER OVER 65     | \$2.00               |

\$25.00 Forfeit if not licensed by June 1st. RSA 466:13

### IMPORTANT! BE SURE TO BRING RABIES CERTIFICATE.

Licenses available from Lyn Bandy, your Town Clerk

### Notes From The Town Clerk's Office

The Town of Benton has a leash law which requires that your dog must be on a leash or under your direct control whenever they are not on your property. Whether we agree or disagree with this ordinance, this is a law passed by vote by the town and it will be enforced. Loose dogs will be picked up.

During the year the following important events took place:

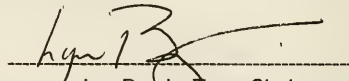
There were 60 dogs singly registered and a total of 20 registered under 3 kennel licenses. Only 3 citizens of 65 registered dogs.

No cemetery lots were sold this year - on the other side of the coin, there were 5 marriages, either in town or of Benton residents.

The working bathroom in the Town Clerk's office has moved to the left. The former bathroom on the right is to be a storage room with shelves built for all the valuable and important files that need proper and orderly storage.

The heavy wind and rain storm of January 10, 2000 brought out the worst of our roof. Two major leaks (streams, actually), opened up into the office ceiling. Waste baskets and dishpans helped prevent more damage. The manufacturer of the roofing material has been contacted and will be getting back to us for some possible reparation.

Again, THANK YOU to the anonymous donor for the beautiful Christmas wreath that has been put on the front of the Community Building every year for quite a while.

  
Lyn Bandy, Town Clerk

# **Report of the Trustees of the Trust Funds for the year ending December 31, 1999**

Funds donated to the Town of Benton are in the custody of the Trustees. Donations are distributed as specified by the donors. Funds received during the year are deposited in a savings account until they can be transferred to a Certificate of Deposit. All funds are held by Woodsville Guaranty Savings Bank in Woodsville, N.H.

There were no new donations during 1999.

Status of the Funds is as follows:

|   |             |
|---|-------------|
| Principal Amount of Regular Trust Funds<br>C.D. #617453 | \$8,361.36  |
| Capital Reserve Fund - Highways (Incl, Int)             | \$7,400.89  |
| Capital Reserve Fund - Fires (Incl, Int)                | 4,036.19    |
| Capital Reserve Fund - School (Incl, Int)<br>#707179    | 41,480.70   |
| Capital Reserve Fund - School (Incl, Int)<br>#707251    | 16,430.19   |
| Capital Reserve Fund - School (Incl, Int)<br>#707255    | 12122.20    |
| Total of School C.D.'s                                  | \$70,033.09 |

Distributions at the end of 1999:

|                         |          |
|-------------------------|----------|
| For cemetery Use        | \$142.80 |
| For the Schools         | 69.26    |
| For the Highway Account | 62.42    |
| Total                   | \$274.48 |

Respectfully Submitted:

Althea Hymer  
Daniel Elliott  
Jeffrey Elliott

### Schedule of Non-Taxable Property

Town of Benton:

|  |            |                  |
|--|------------|------------------|
| Tunnel Stream Bridge Corner                                  | 0.3 acres  | \$680            |
| Parker Field   | 1.3 acres  | 2,950            |
| Mountain View Cemetery                                       | 0.9 acres  | 2,040            |
| High Street Cemetery   | 0.6 acres  | 1,360            |
| East Cemetery  | 0.3 acres  | 680              |
| Old Town Hall Lot  | 0.05 acres | 110              |
| North Benton Union Society Lot                               | 0.7 acres  | 1,590            |
| Benton Town Hall, Land & Building<br>Furnishings & Equipment | 0.2 acres  | 104,830<br>4,500 |
| Benton Bible Chapel, Parsonage                               | 1.7 acres  | 56,450           |
| Benton Bible Chapel  | 1.4 acres  | 130,260          |

State of New Hampshire:

|                           |             |         |
|---------------------------|-------------|---------|
| LaBounty Home             | 0.5 acres   | 1,140   |
| N.H. Home for the Elderly | 107.0 acres | 584,540 |
| State Forest Division     | 401.0 acres | 112,280 |

United States Dept. of Agriculture:

|                     |                |             |
|---------------------|----------------|-------------|
| U.S. Forest Service | 23,658.8 acres | 6,624,464   |
|                     | <hr/>          | <hr/>       |
| Totals              | 24,174.8 acres | \$7,627,874 |

**TOWN OF BENTON**  
**Summary of Inventory Valuation**

|   |              |
|---|--------------|
| Land, Improved and Unimproved:                  |              |
| Under "Current Use" - 1,997 acres               | \$171,560    |
| Conservation Restriction - 371.3 acres          | 7,735        |
| (Ad valorem value, both items \$945,245)        |              |
| Residential                                     | 3,217,445    |
|   | <hr/>        |
| Total of Taxable Land                           | \$3,396,740  |
| Tax Exempt and Non-taxable Land - 24174.7 acres | \$6,873,094  |
| Tax Exempt Buildings                            | \$750,280    |
| Housing:  |              |
| Residential and Allied Buildings                | \$4,942,635  |
| Manufactured Housing (per RSA 674:31)           | 559,510      |
|   | <hr/>        |
| Total of Taxable Buildings                      | \$5,502,145  |
| Public Utilities:                               |              |
| New England Hydro-Transmission                  | \$1,073,142  |
| New England Power Co.                           | 35,125       |
| New Hampshire Elec. Co-op                       | 359,944      |
|   | <hr/>        |
| Total   | \$1,468,211  |
| Total Assessments:                              | \$10,367,096 |
| Less Elderly Exemptions (4)                     | 25,000       |
|   | <hr/>        |
| Total   | \$10,342,096 |
|   | <hr/>        |
| Plus Inventory Penalties                        | \$110        |
| Less Veteran's Exemptions                       | \$769        |
| Plus Late Assessment                            | \$62         |
|   | <hr/>        |
| Total   | \$10,341,499 |
| State Education Tax @ \$6.76                    | \$60,003     |
| All Other Taxes @ \$1.97                        | \$20,358     |
|   | <hr/>        |
| Total Tax Commitment                            | \$80,361     |

## REPORT OF TOWN FOREST FIRE WARDEN AND STATE FOREST RANGER

To aid your Forest Fire Warden, Fire Department and State Forest Ranger, contact your local Warden or Fire Department to find out if a permit is required before doing ANY open burning. Fire permits are required for any open burning unless the ground is completely covered with snow where the burning will be done. Violations of RSA 227-L:17, the fire permit law and the other burning laws of the State of New Hampshire are misdemeanors punishable by fines of up to \$2,000 and/or a year in jail. Violators are also liable for all fire suppression costs.

There are eleven Forest Rangers who work for the N.H. Division of Forests and Lands, Forest Protection Bureau. During the 1999 season Forest Rangers were busy assisting communities with suppression of difficult and remote multi-day fires. Forest Rangers have also investigated numerous complaints regarding violations of the timber harvest and forest fire laws and have taken enforcement action to ensure compliance. If you have any questions regarding forest fire or timber harvest laws, please call our office at 271-2217.

There are 2400 Forest Fire Wardens and Deputy Forest Fire Wardens throughout the state. Each town has a Forest Fire Warden and several Deputy Wardens who assist the Forest Rangers with forest fire suppression, prevention, and law enforcement. The 1999 fire season was a challenging but safe year for wildland firefighters in New Hampshire. The severe drought conditions throughout the spring and summer months combined with residential effects of 1998 ice storm, resulted in a dramatic increase in wildland fires. In addition to burning in excess of 452 acres, 35 structures were also impacted by wildfire. Wildland fires in the urban interface is a serious concern for both landowners and firefighters. Homeowners can help protect their structures by maintaining adequate green spaces around them and making sure that houses are properly identified with street numbers.

The State of New Hampshire operates 15 fire towers, 2 mobile patrols and 3 contract aircraft patrols. This early detection and reports from citizens aid in the quick response from local fire departments. This is a critical factor in controlling the size of wildland fires and keeping the loss of property and suppression costs as low as possible.

Please contact your local fire department before doing ANY outside burning.

**REMEMBER ONLY YOU CAN PREVENT FOREST FIRES!!**

### 1999 FIRE STATISTICS

(All fires reported thru 12-10-99)

#### FIRES REPORTED BY COUNTY

|              |     |
|--------------|-----|
| Belknap      | 139 |
| Carroll      | 81  |
| Cheshire     | 131 |
| Coos         | 18  |
| Grafton      | 70  |
| Hillsborough | 271 |
| Merrimack    | 213 |
| Rockingham   | 218 |
| Strafford    | 98  |
| Sullivan     | 62  |

#### CAUSES OF FIRES REPORTED

|                  |     |
|------------------|-----|
| Debris Burning   | 352 |
| Miscellaneous*   | 279 |
| Smoking          | 188 |
| Children         | 176 |
| Campfires        | 161 |
| Arson/Suspicious | 54  |
| Equipment Use    | 43  |
| Lightning        | 42  |
| Railroad         | 6   |

\*Misc. (powerlines, fireworks, structures, OHRV)

|               |      |                        |        |
|---------------|------|------------------------|--------|
| Fires in 1999 | 1301 | (Total acres involved) | 452.28 |
| Fires in 1998 | 798  | (Total acres involved) | 442.86 |

Benton Forest Fire Wardens  
William J. Harris  
Albert Boutin, Jr.



**TOWN MEETING  
BENTON, NEW HAMPSHIRE  
March 8, 1999**

Called to order by Moderator, John Elliott, Jr. at 7:00 P.M. - Lyn Bandy, Town Clerk

Motion to recess to school meeting. Reconvened at 7:52 P.M.

**Article 1**

To choose a Town Clerk, a Treasurer, a Tax collector, an Auditor, a Ballot clerk, a Ballot Inspector, a Sexton and a Surveyor of Wood and Lumber for the term of one year, a Selectman, a Supervisor of the Checklist and a Trustee of the Trust Funds for a term of three years and a Member of the Planning Board for four years, plus any other officers or agents for the ensuing year.

The following town officers were elected (by the clerk or moderator casting 1 ballot after a voice vote.)

|   |                   |
|---|-------------------|
| <b>Board of Selectmen (1)</b>               | Jeremy Elliott    |
| <b>Moderator:</b>                           | John Elliott, Jr. |
| <b>Town Clerk:</b>                          | Lyn Bandy         |
| <b>Treasurer:</b>                           | Diana Roden       |
| <b>Tax Collector:</b>                       | Sharon Edwards    |
| <b>Auditor:</b>                             | John Richwagen    |
| <b>Ballot Clerk:</b>                        | Steve Saffo       |
| <b>Ballot Inspector:</b>                    | Kate Goodwin      |
| <b>Sexton:</b>                              | Bill Harris       |
| <b>Surveyor of Wood &amp; Lumber:</b>       | Joe Boutin, Jr.   |
| <b>Supervisor of the Checklist: (3 yrs)</b> | Carol Miles       |
| <b>Trustee of the Trust Funds: (3 yrs)</b>  | Althea Hymer      |
| <b>Planning Board: (4yrs)</b>               | Ken Kealey        |

**Article 2**

To see if the Town will vote to accept the reports of officers and agents as printed.

The town voted to accept the reports of officers and agents as printed.

**Article 3**

To see if the town will vote to raise and appropriate the sum of \$4,904 from the un-reserved fund balance to be added to the C.R.F. for roads.

The town voted to accept the article as written.

**Article 4**

To see if the town will vote to raise and appropriate the sum of \$20,000 to be added to the C.R.F. for roads.

The town voted to accept the article as written.

#### Article 5

To see if the town will vote to raise and appropriate the sum of \$10,750 and to authorize the selectmen to withdraw this sum from the C.R.F. for roads, in order to initiate the work on Section 1, of the BLAKTOP paving estimates on Howe Hill Rd. area, reclaimed and paved with 2" base coarse in 1996. Present scope of work: Scrape and sweep roadway surface and pave 1" compacted asphalt thickness of NH type F. mix.

The town voted to accept the article as written.

#### Article 6

To see if the town will vote to raise and appropriate the sum of \$14,706 and to authorize the selectmen to withdraw this sum from the C.R.F. for roads, in order to initiate the work on Section 2 of the BLAKTOP paving estimate on Howe Hill Rd. from the end of the new paving to garage just past Bowles Rd. Present scope of work: Scrape and sweep the roadway, fine grade and roll, then pave 2" compacted asphalt, shim thickness of NH type F mix.

The town voted to accept the article as written.

#### Article 7

To see if the town will vote to raise and appropriate the sum of \$23,650 and to authorize the selectmen to withdraw this sum from the C.R.F. for roads, in order to initiate the work on Section 2 of the BLAKTOP paving estimate on Tunnel Stream Rd. from Ingerson Rd. to the Rollins Rd intersection to cover shim paving done in 1996. Scope of work: Sweep and scrape the roadway, pave 1" average compact asphalt thickness of NH type F mix.

The town voted to accept the article as written.

#### Article 7

To see if the town will vote to raise and appropriate the sum of \$69,351 which represents the operating budget for year 1999. Said sum does not include any special or individual articles addressed.

The motion was made and seconded to increase the amount contributed to the Senior Citizen Council from \$175.00 to \$250.00. Article 8 was thereby amended to raise and appropriate the sum of \$69,426. The motion was made and seconded and the town voted to accept the article as now written.

The meetings was adjourned at 8:57 P.M. All new officers were sworn in at the closing.

A true copy - attest

Lyn Bandy, Town Clerk  
Benton, New Hampshire

## **VITAL STATISTICS**

### **Births:**

- |                    |  |
|--------------------|--|
| February 3, 1999   | Eban Matthias Noble<br>Son of Martin and Alexandria Noble in Haverhill, N.H.     |
| April 3, 1999      | Kylie Elaine Enderson<br>Daughter of Bruce and Amy Enderson in Lebanon, N.H.     |
| June 1, 1999       | Kayla Marie Ingerson<br>Daughter of Robert and Theresa Ingerson in Lebanon, N.H. |
| July 8, 1999       | Andrew Mark Elliott<br>Son of Mark and Michelle Elliott in Haverhill, N.H.       |
| September 10, 1999 | Jacob Alan Beck<br>Son of Christopher and Tamara Beck in Haverhill, N.H.         |

### **Marriages:**

- |                   |  |
|-------------------|--|
| January 2, 1999   | Stefan Leo Cimikowski of Benton to Tracey Lynn Chisolm,<br>also of Benton.       |
| July 24, 1999     | Robert E. Ingerson of Benton to Theresa Boyton, also<br>of Benton                |
| August 7, 1999    | Deborah Ross Finn of Massachusetts to Fred J. Kennedy,<br>also of Massachusetts. |
| August 21, 1999   | Woodward Harding of Connecticut to Margaret Shannon,<br>also of Connecticut.     |
| December 22, 1999 | Carleton W. Torrey of Benton to Donna H. Roche, also<br>of Benton                |

### **Deaths:**

- |                  |   |
|------------------|---|
| January 20, 1999 | Mabel E. Boutin, daughter of Willis Guyette and Leslie Fogg,<br>passed away in Woodsville, N.H. |
| March 27, 1999   | Donald Campbell, son of B. Campbell and Mae Vifian,<br>passed away in Glenduff, N.H.            |
| April 17, 1999   | Preston Smith, son of Sylvester Smith and Gladys Rayno,<br>passed away in Haverhill, N.H.       |

## **VITAL STATISTICS**

### **Deaths:**

- |                   |   |
|-------------------|---|
| May 2, 1999       | Jembert Nichols, son of James Nichols and Fannie Yound, passed away in Glenclyff, N.H.              |
| July 8, 1999      | Hryhorij Smolij, passed away in Glenclyff, N.H.   |
| July 18, 1999     | Catherine Tensel, daughter of Patrick Manning and Margaret McDonald, passed away in Glenclyff, N.H. |
| July 19, 1999     | David W. Harris, son of William Harris and Seraphene Boutin, passed away in Benton, N.H.            |
| September 6, 1999 | William Duffey passed away in Glenclyff, N.H.   |
| November 8, 1999  | Dorothy Carlson passed away in Glenclyff, N.H.  |

**ANNUAL REPORT**  
**of the**  
**BENTON SCHOOL DISTRICT**  
**July 1, 1998 - June 30, 1999**

**DISTRICT OFFICERS**

**SCHOOL BOARD**

|                        |                   |
|------------------------|-------------------|
| Veronica Saffo         | Term Expires 2000 |
| Shawn McKean           | Term Expires 2001 |
| Alexandria Noble CHAIR | Term Expires 2002 |

**OTHER DISTRICT OFFICERS**

|                     |           |
|---------------------|-----------|
| John Elliott.....   | Moderator |
| Maxine Tyler.....   | Treasurer |
| Sharon Edwards..... | Auditor   |
| Lyn Bandy .....     | Clerk     |

**SUPERINTENDENT OF SCHOOLS**

Linda J. Nelson

**BENTON SCHOOL DISTRICT  
SCHOOL WARRANT  
STATE OF NEW HAMPSHIRE**

To the Inhabitants of the School District of Benton in the County of Grafton, State of New Hampshire, qualified to vote in district affairs.

You are hereby notified to meet at the Town Hall in said district on the 14th day of March, 2000 at 7:00 o'clock in the evening to act upon the following subjects:

- ARTICLE 1:           To choose a Moderator for the coming year.
- ARTICLE 2:           To choose a Clerk for the ensuing year.
- ARTICLE 3:           To choose one Member of the School Board, for a term of three years expiring in 2003.
- ARTICLE 4:           To choose a Treasurer for the ensuing year.
- ARTICLE 5:           To choose an Auditor for the ensuing year.
- ARTICLE 6:           To hear reports of Agents, Committees, or Officers chosen and pass any vote relating thereto.
- ARTICLE 7:           To see what sum of money the district will raise and appropriate for the support of schools, for the salaries of school district officials and agents and for the payment of statutory obligations of the district and to authorize the application against said appropriation of such sums as are estimated to be received from the State Adequate Education Grant together with other income; the school board to certify to the selectmen the balance between the estimated revenue and appropriation, which balance is to be raised by taxes by the town. This Article is exclusive of any other Article on the Warrant. (The School Board recommends \$340,615.00.)

ARTICLE 8: To see if the School District will vote to raise and appropriate up to Twelve Thousand Dollars (\$12,000) to be added to the Benton Tuition and Education Expendable Trust Fund previously established. (Recommended by the School Board.

ARTICLE 9: To transact any other business that may legally come before said meeting.

Given under our hands at said Benton this \_\_\_\_ day of February 2000.

\_\_\_\_\_  
Alexandria Noble, Chairperson

\_\_\_\_\_  
Veronica Saffo

\_\_\_\_\_  
Shawn McKean

BENTON SCHOOL BOARD

**Annual School District  
Meeting Minutes  
Tuesday, March 8, 1999**

Time: 7:04 p.m.

- ARTICLE 1:** To choose a Moderator for the coming year.  
Moderator: John Elliott
- ARTICLE 2:** To choose a clerk for the coming year.  
Clerk: Lyn Bandy
- ARTICLE 3:** To choose one member of the school board for a term of three years.  
School Board Member: Alexandria Noble
- ARTICLE 4:** To choose a treasurer for the ensuing year.  
Treasurer: Maxine Tyler
- ARTICLE 5:** To choose an auditor for the ensuing year.  
Auditor: Sharon Edwards
- ARTICLE 6:** To hear reports of agents, committees, or officers chosen and pass any vote relating thereto.
- The town voted to accept the reports as written and printed in the Benton Town Report of 1999.
- ARTICLE 7:** To see what sum of money the district will raise and appropriate for the payment of schools, for the salaries of school district officials and agents, and for the payment of statutory obligations of the district and to authorize the application against said appropriation of such sums as are estimated to be received from the state foundation aid fund together with other income; the school board to certify to the selectmen the balance between the estimated revenue and appropriation, which balance is to be raised by taxes by the town. This Article is exclusive of any other Article on the Warrant. (The school board recommends \$271,101.00)



A motion was made and passed to move to Article 9 before considering Article 7.

Article 7 was accepted as written.

**ARTICLE 8:** To see if the school district will vote to raise and appropriate up to \$12,000 to be added to the Benton Tuition and Education Expendable Trust Fund previously established, with such amounts to be funded from the June 30, 1999 undesignated fund balance.

Accepted as written.

**ARTICLE 9:** To see if the school district will vote to authorize the School Board to enroll Benton students in the public school of family choice, with the provision that the district will vote to cap the tuition costs for all Benton students at the tuition rates of Haverhill Cooperative School District, with the family assuming any additional costs for tuition and transportation to any district other than Haverhill Cooperative School District. This proposal to be funded from the Benton Tuition and Education Expendable Trust Fund for the 1999-2000 school year.

After discussion, Daniel Elliott made a motion to reject the article. The motion was seconded. The results of a ballot vote were 37 to reject the article and 6 to accept. The article was rejected.

It was noted that we should plan a warrant article for the year 2000 which will clarify the wording and purpose of the Benton Tuition and Education Expendable Trust Fund.

**ARTICLE 10:** To transact any other business that may legally come before said meeting.

It was moved and seconded that the meeting be adjourned. Passed by voice vote. Adjourned at 7:52 pm.

Lyn Bandy  
Benton School District Clerk

## **TO THE SCHOOL BOARD AND CITIZENS OF BENTON, I SUBMIT MY FIFTH ANNUAL REPORT**

The SAU 23 Offices moved this year to the renovated original section of the James R. Morrill Building where the Town Offices of Haverhill are also housed. Furniture from the former court in Woodsville was placed in the new conference room, which we share with the Town of Haverhill. The renovation work was very well done, providing us with attractive well-lighted offices. Aside from this move, the SAU has had a stable year, with the Chair and Vice Chair remaining, respectively, Wayne Fortier of Haverhill and Sarah Lester of Warren. In July 1999, Monroe officially separated from SAU 23 in a smooth transition of services. Michael Penkert assumed official duties as Assistant Superintendent of SAU 23, a promotion from Director of Instructional Support Services. In a continuing effort to maintain a streamlined SAU operation, the Director position was not replaced when Penkert assumed the Assistant Superintendent position. We are pleased that the SAU Assessment has remained at the 1996 funding level as we have carefully reorganized.

The Benton School Board elected a new Chair, with Alexandria Noble joining the Board after Marty Noble ended a successful three-year term in March 1999. Board members Veronica Saffo and Shawn McKean remained on the Board. They continue the vigilant monitoring of Benton students in the Haverhill schools that is the tradition of the Benton Board.

In March 1999, after considerable debate, a Warrant Article to allow family choice of schools in Benton was defeated. The district approved continued support of the District's Special Education Trust Fund by voting to support an Article to add another \$12,000 to the fund.

Benton school taxes for this year were at a record low with the loss of student enrollment and reduction of special education costs. The NH State Adequacy Grants, the current version of school funding reform in New Hampshire reduced the tax rate from the estimated rate of \$9.74 at budgeting time to (\$1.12). Benton's school taxes can vary widely since they are so dependent on student tuition and special education budgets, funding categories, which change regularly with family moves or the identification of special student learning needs. The budget proposed for 2000-2001 includes the current State Adequacy Funding allocation for Benton of \$197,690., this number may change as New Hampshire continues to grapple with the best way to fund public education.

Because Benton students are tuitioned to the Haverhill Cooperative School District, I have included here two reports: the first report of the Haverhill Cooperative School Board to the public, and my superintendent's report on Haverhill schools.

## **Report of the Haverhill Cooperative School Board to the Citizens of Benton**

In March 1999, School District voters requested that the School Board contribute a written report in the annual Town Report. In this first submission, the Haverhill Cooperative School Board will discuss our emphasis on accountability and excellence in the schools and steps we have taken to promote both. The Superintendent's report that follows also discusses aspects of the year's work.

**Promoting Accountability:** Begun last year and continuing into this year is the Board's emphasis on improved teaching and teacher evaluation. All principals have completed the first course of Research for Better Teaching's Observing and Analyzing Teaching. Two have completed the second course. Approximately one third of the professional staff have completed the first course for teachers, Understanding Teaching I, with another third scheduled to complete the course in June, 2000. The second teacher and administrator course will also be offered locally in the summer of 2000. The entire faculty of Woodsville Elementary School participated in an on-site course offered by the University of New Hampshire on Learning through Teaching. These courses build a common understanding among teachers and principals about expectations for excellent teaching and have provided the district with a more intensive teacher evaluation process.

In June, the Board approved a Mission Statement, District Goals and K-12 Learning Objectives with identifiable measurements for determining success in reaching the goals. They are listed at the end of this report.

**Technology:** Aware of the importance of technology both for student learning and administration of schools, the Board has made a concerted effort to make technology available to every teacher and student in the district K-12. In the past year, we have installed a T1 line and Intranet connections among the schools. The purchase of a new student information management system, PowerSchool, allows us to track our progress in reaching goals and enables parents to track their students' grades and attendance daily if needed.

**Merit Pay:** The School Board continues to study the pros and cons of merit pay for professional employees in preparation for the next Collective Bargaining discussion in 2002. Before the voters at the March, 2000 School District Meeting is a Warrant Article proposing a contract settlement with the Haverhill Cooperative Support Staff - NEA/NH. The Board is pleased to announce the inclusion of a merit pay program as part of this proposed Collective Bargaining Agreement.

Discussions with support staff were very collaborative and productive. The first proposals brought to the Board by support staff negotiators included merit pay considerations along with a standard salary schedule for support staff employees. The final Agreement, strongly supported by the School Board and support staff negotiators, provides a merit pay fund for employees equal to two percent (2%) of total pay - slightly more than \$15,000 per year. This fund will be distributed to support staff employees identified as earning merit in amounts that may vary from one percent (1%) to five percent (5%) per employee. No employee is guaranteed a merit award, however. Only those whose work is identified as exemplary through an evaluation system will earn this pay. A merit pay evaluation will be jointly developed by administrators and support staff employees. Merit pay will be distributed based on recommendations and review by a district-wide merit pay committee of Principals and the SAU 23 Assistant Superintendent and Superintendent.

The School Board is pleased to be able to bring to district voters a proposal for merit pay that, we believe, fulfills the intent of discussions at recent years' Annual School District Meetings to move in this direction.

**Thank you to Wayne Fortier, Haverhill Cooperative School Board member 1986-2000:** In March 2000, Wayne Fortier will resign his position on the School Board. His service to the Haverhill Community - in particular, our students and their families - has been exemplary in each of his fourteen years on the Board. Wayne served as Haverhill Board Chair for seven years and SAU Board Chair for six years, shepharding us through the separation of LinWood and Monroe from the SAU. Under Fortier's leadership, a community of people with very diverse viewpoints was able to agree to close two schools and come together to approve the building of Haverhill Cooperative Middle School and make renovations to Woodsville Elementary and Woodsville High Schools. Fortier served as the Chair of the New Hampshire School Boards Association in



1993-94 and was selected New Hampshire's first Champion for Children in 1994 in recognition of his strong support for children and youth in this community and state-wide.

In his letter of resignation, Wayne expressed his appreciation and gratitude to community members who supported him during his fourteen years of service. Wayne set a standard of excellence for School Board service that will last long beyond his tenure on the Board. On behalf of the community, this Board thanks him for his wisdom and dedication to our students and our schools. We will remember most his integrity and unwavering vigilance in addressing all issues that have come before the Board. Thank you, Wayne. You will be missed.

Respectfully submitted,

Robert Maccini, Chair  
Haverhill Cooperative School Board

Kevin Shelton, Vice Chair  
Chip Harris  
Wayne Fortier  
Harry Norcross  
Dean Moreau  
Donna Roche

Benton students are included in the listing of student performance on the NH Assessments that follow this report. The elementary and high schools are holding their own relative to state averages, and the middle school is working diligently to match state average. In reporting on other education progress this year, I am using the nine important features of schools that the New Hampshire State Board of Education identified in a public position paper in 1999. These are helpful benchmarks to indicate that Haverhill schools have been attending to the core features of good schools, as identified by the State Board of Education.

**1. Strong Leadership:** As indicated in the School Board's report, we have invested in professional development for all Principals to strengthen the instructional leadership in schools. All have received similar training by Research for Better Teaching in observing and analyzing teaching in order to strengthen our teacher evaluation process. The School Board has emphasized the importance of effective teacher evaluations and monitors this closely. Student leadership skills are emphasized in each school, with Community

Service Learning Projects and Student Mentoring as major activities at the middle and high school levels. At the SAU level, Haverhill has been a leader in streamlining the SAU, with the emphasis on fiscal accountability and hands-on oversight of the schools. The School Board's consistent vision of accountability and high expectations for performance and the stability of School Board membership over the past few years has been a major factor in our school improvement efforts.

Specifically, in this year the leadership at Haverhill Cooperative Middle School (HCMS) and Woodsville High School (WHS) remained stable, with Sharlene Tracy, Principal, and Robert St. Pierre, Assistant Principal at HCMS and Bruce Labs, Principal, and Brent Walker, Assistant Principal, at WHS. At WES, Tom LaValley resigned his position as Principal. David James, former Monroe Elementary School Principal, has assumed that role at WES. With his experience in an SAU 23 school as background, Mr. James has made a very smooth transition to WES and is bringing a very positive vision of excellent education to that school.

**2. Good Teachers:** As discussed in the School Board report, investments in professional development to improve instruction are giving us a district-wide understanding of excellent teaching among teachers and principals. New evaluation procedures allow principals to complete more in-depth observations. Continuation of teacher portfolio documentation encourages teacher reflection about their work and enriches the dialog among teachers and principals about the instructional process. Teacher evaluation categories are adapted from the National Board of Professional Teaching Standards document, *What Teachers Should Know And Be Able To Do*. Starting in January 2000, all schools are beginning a yearlong reassessment of school goals that will be tied directly to student learning data. This is in preparation for a new professional development plan that will be submitted to the state in June 2001, which must directly tie all professional development credits for teachers and support staff to student learning needs.

The many extra efforts of Haverhill teachers are also indicators of their commitment to our students and school programs. Elementary school teachers, especially Gina Guidici Oakes and Mary Kern and school nurse/PTA President Melissa Gould, were instrumental in the successful funding and installation of Woodsville Elementary School's playground. Significant administrator and teacher involvement in the many middle school and high school activities – the HCMS Soccer Tournament, for example, and multitude of class projects at WHS – showcase how often our

teachers make the extra effort to provide enriched learning experience for our students outside the classroom as well as within it.

Strongly committed to rewarding excellence, the School Board continues to research merit pay strategies for teachers in preparation for the next round of negotiations. As explained in the School Board Report, the Board and support staff have successfully negotiated a merit pay agreement, which will be presented to voters for approval in March 2000.

**3. Strong Parent and Community Commitment:** In Haverhill's ongoing attempt to strengthen communication with parents and the communities served by their schools, each school added Principal Breakfasts (or after school sessions) for parents as another way to provide forums for parent information and involvement. In February 2000, parents will receive a student code for each child in the system. This will allow parents to check student attendance and daily grades using a telephone or a computer connection to the District's new PowerSchool student information management system. A spring 2000, Parent Roundtable is planned to answer parent questions once the system is underway. Routine communication - school newsletters, monthly SAU Notes, and the yearly Family Night Out event – continue to be avenues of communication. Strong PTA groups at the elementary and middle schools are one of the most effective ways that parents and schools connect. The very successful fundraiser by the Woodsville Elementary School PTA, which resulted in a wonderful new playground for the school and community, exemplifies the power of effective parent-school efforts. The annual HCMS Soccer Tournament receives significant parent volunteer support, including many Benton parents, to hold this very successful regional event. Parent support for high school class activities is a major factor in each class' success – and anyone who has attended a WHS Class Night in the spring will testify to the wide variety of activities undertaken yearly. Partnerships with Haverhill Community Resources, Inc. has sustained a strong Student Diversion Program and weekly Teen Center activities.

**4. High Learning Standards:** Haverhill's new Goals and K-12 Learning Objectives, displayed at the end of the Haverhill Cooperative School Board report, indicate the Board's emphasis on high standards and accountability as well as school personnels' agreement of the importance of these standards. As the NH Assessment Scores indicate, the District is beginning to approach state averages in our scores. We hope to exceed those averages

over time as we continue to refine our instructional programs. The high school has become a member of The Virtual High School, which offers Internet courses in a variety of subject areas by teachers who have had specific training on interactive Internet instruction. This program both expands student course options at the high school and provides students with an opportunity to learn interactively over the Internet – a skill that is of high value in the workplace today. The District is now developing a Comprehensive K-12 Guidance Program that will provide more individualized academic support for students and involve parents more intensively in monitoring student academic progress through the system. Haverhill schools have also adopted the Project Learning Tree environmental study program as a curriculum for our alternative programs at the elementary (ACES) and middle (MACC) schools as well as in SAU 23's French Pond School. In the summer of 2000, seventh and eighth graders will have an opportunity to participate in a weeklong introduction to vocational programs at Riverbend (formerly Oxbow), a District effort to increase student attendance at our local vocational program. Finally, in partnership with the Haverhill Area Business and Industry Roundtable (HABIR), the schools have adopted a set of Employability Standards for graduates of the system. Signed copies of these standards are on display at both the high school and in the SAU Conference Room.

#### **5. Healthy and Appropriate Facilities and Reasonable Class Size:**

Class sizes in Haverhill schools are approaching average for schools – approximately 20 students. These are large classes for this District although comparatively small in the larger education arena. The Haverhill Board plans to increase nursing time in each school so that a nurse will be on hand during all school hours beginning in the fall 2000. This is possible thanks to the continuing success of the School Board – Cottage Hospital partnership which now provides the District nurses and occupational and physical therapists. The School District's Safety Committee (Joint Loss Planning Committee) meets quarterly to assess school facilities for health and safety issues, using state guidelines for monitoring. The struggle to maintain facilities with limited resources continues, however, the Board uses the listing of needed repairs and maintenance issues provided by Richard Patten, Haverhill's Head Custodian, to plan needed improvements.

**6. Safe and Orderly Learning Environments:** Each school has a newly revised Emergency Management Plan as well as Crisis Prevention Teams, a result of a two day training over the summer 1999, with the NH Office of Emergency Management. Local law enforcement, medical and fire professionals joined school



personnel in this training, which initiated new safety drills and procedures in each school. In addition to the Comprehensive Guidance Program, initiated by our four full time guidance counselors (one each at WES and HCMS and two at WHS), WES and HCMS have established Student Support Centers to assist in the resolution of student academic and disciplinary problems. A plan for adapting this program for WHS is now being drawn up.

**7. Proper Use of Technology:** With the award of a Technology Literacy Grant in 1998, a Goals 2000 Grant in 1999, and significant Haverhill District voter support of technology budgets over the past two years, Haverhill schools have significantly improved student and teacher access to state-of-the-art technology. The District has met its goal of placing three computers per classroom and providing each teacher with a computer for instructional and administrative uses. HCMS and WHS have up-to-date computer laboratories. All schools have been connected through an Intranet line and have Internet connections, subsidized currently by E-rate discounts, which in Haverhill this year amount to slightly more than \$12,000. PowerSchool has significantly expanded our ability to track student information in all categories. Enrollment in the Virtual High School has expanded course options. Grants, which funded a summer Computer Camp, allowed the schools to include community members in technology learning. Periodic evening computer classes and open laboratory time are planned for the spring and summer, 2000 to allow for continued community use of the considerable technology now in the schools.

**8. Early Childhood Intervention:** Full day kindergarten, initiated in the 1999 school year for the first time, has been extremely successful according to both teachers and parents. Student learning time has more than doubled as a result of keeping kindergartners for the full day. Social development is also strengthened by more playground time with older students. In short, this program expansion has proven very beneficial to students. The SAU 23 Pre-School housed at Woodsville Elementary School continues to thrive with two sessions three times per week for three and four year olds. More comprehensive screening of three year olds using the Early Prevention of School Failure screening tools is an important strategy for identifying students potentially in need of services in the crucial early years.

**9. Substantial Ties with the Business Community:** This has been a particularly gratifying year for work with the local business community. Schools have worked closely with Haverhill Area Business and Industry Roundtable (HABIR) to establish

Employability Standards. Both the Haverhill Economic Coordinating Council and HABIR have offered assistance in developing a job-shadowing program for WHS students. One local business, Upper Valley Press, provided a summer externship (term for private sector work experience for teachers) for a WHS teacher. Davidson Industries has been pivotal in the schools' adoption of the Project Learning Tree Curriculum. The Good Ole Boys group has hosted very informative school-related programs. Work with partners like Cottage Hospital and White Mountain Mental Health has benefited both students through expanded programs and taxpayers through more affordable services.

A review of these nine factors, identified by the NH State Board as important ingredients of school excellence, indicate that Haverhill schools are focusing attention on key areas that will make the most difference for students.

I end with a thank you to two Board members. First, I thank Marty Noble for three years of strong leadership and advocacy for Benton students. We know his vigilance continues with our new Board member, Alexandria Noble.

Benton residents may also join me in thanking Wayne Fortier for his fourteen years of leadership on both the Haverhill Cooperative School Board and SAU 23's Board. All SAU 23 and Haverhill administrators, teachers and support staff who have worked for him will genuinely miss his presence in our work, his leadership and compassion.

Respectfully submitted,

Linda Nelson  
Superintendent

### School Administrative Unit #23

#### Report of the Superintendent's and Business Administrator's Salaries

Section 5, Chapter 243, Laws of 1953 of the State of New Hampshire requires that school district annual reports show the total amount paid to the Superintendent and Business Administrator.

One-half of the School Administrative Unit expenses is prorated among the school districts of the Unit on the basis of adjusted valuation. One-half is prorated on the basis of average daily membership in the schools for the previous school year ending June 30. The Superintendent of SAU #23, during the 1999-2000 school year will receive a salary of \$71,400. The Assistant Superintendent of SAU #23, during the 1999-2000 school year is a 35% position at a salary of \$15,899. The Business Administrator position is a contracted consultant service for \$9,000. These positions are prorated among the school districts.

The table below shows the pro-ration of the salary to each school district:

| Superintendent Salary                        |           |        |
|--|-----------|--------|
| Bath   | \$9,617.  | 13.47% |
| Benton                                       | \$1,363.  | 1.91%  |
| Haverhill Cooperative                        | \$45,869. | 64.24% |
| Piermont                                     | \$7,554.  | 10.58% |
| Warren                                       | \$6,997.  | 9.80%  |
| TOTAL  | \$71,400. |        |
| Assistant Superintendent Salary - 35%        |           |        |
| Bath   | \$2,141.  | 13.47% |
| Benton                                       | \$303.    | 1.91%  |
| Haverhill Cooperative                        | \$10,215. | 64.24% |
| Piermont                                     | \$1,682.  | 10.58% |
| Warren                                       | \$1,558.  | 9.80%  |
| TOTAL  | \$15,899. |        |
| Business Administrator Contracted Consultant |           |        |
| Bath   | \$1,212.  | 13.47% |
| Benton                                       | \$171.    | 1.91%  |
| Haverhill Cooperative                        | \$5,783.  | 64.24% |
| Piermont                                     | \$952.    | 10.58% |
| Warren                                       | \$882.    | 9.80%  |
| TOTAL  | \$9,000.  |        |

# **SCHOOL ADMINISTRATIVE UNIT #23 PROJECTED REVENUES**

|  |  |                  |
|--|--|------------------|
| <b>Local Revenue</b>                     |  | <b>2000-2001</b> |
| Use of Fund Balance                      |  | \$25,000         |
| 1111 District Assessment                 |  | \$388,953        |
| 1336 Tuition - French Pond               |  | \$137,883        |
| 1337 Tuition - French Pond Summer School |  | \$6,223          |
| 1950 Itinerants                          |  | \$75,295         |
| 1510 Interest                            |  | \$5,000          |
| 1951 Speech/ Language                    |  | \$97,821         |
| 5220 Transfer from Federal Projects      |  | \$13,700         |
| <b>Total Revenue Fund 1</b>              |  | <b>\$749,875</b> |

|   |  |                  |
|---|--|------------------|
| <b>Revenue from Federal and State Sources</b> |  |                  |
| 4410 Title I                                  |  | \$328,116        |
| 4410 Title II                                 |  | \$15,048         |
| 4470 IDEA SPED/Preschool                      |  | \$91,774         |
| 4480 Title IV Drug/Alcohol                    |  | \$7,566          |
| 4490 Title VI                                 |  | \$14,292         |
| <b>Total Revenue Fund 2</b>                   |  | <b>\$456,796</b> |

**TOTAL REVENUE \$1,206,671**

## **DISTRICT ASSESSMENTS**

| DISTRICT     | 1988-89<br>TOTAL<br>PERCENT | 1988-89<br>APPORTIONMENT | 1999-2000<br>TOTAL<br>PERCENT | 1999-2000<br>APPORTIONMENT | 2000-01<br>TOTAL<br>PERCENT | 2000-01<br>APPORTIONMENT | 1988-99/1999-00<br>DIFFERENCE |
|--------------|-----------------------------|--------------------------|-------------------------------|----------------------------|-----------------------------|--------------------------|-------------------------------|
| BATH         | 9.85%                       | \$38,855                 | 13.47%                        | \$48,437                   | 12.91%                      | \$50,194                 | \$1,757                       |
| BENTON       | 1.48%                       | \$5,538                  | 1.91%                         | \$6,868                    | 1.89%                       | \$7,351                  | \$483                         |
| HAVERHILL    | 55.24%                      | \$206,687                | 64.25%                        | \$231,040                  | 64.05%                      | \$249,125                | \$18,085                      |
| MONROE       | 17.25%                      | \$64,543                 | 0.00%                         | \$0                        | 0.00%                       | \$0                      | \$0                           |
| PIERMONT     | 8.18%                       | \$30,606                 | 10.58%                        | \$38,027                   | 11.25%                      | \$43,757                 | \$5,730                       |
| WARREN       | 8.00%                       | \$29,933                 | 9.80%                         | \$35,222                   | 9.91%                       | \$38,526                 | \$3,304                       |
| <b>TOTAL</b> | <b>100.00%</b>              | <b>\$374,160</b>         | <b>100.00%</b>                | <b>\$359,595</b>           | <b>100.00%</b>              | <b>\$388,953</b>         | <b>\$29,358</b>               |

## **DISTRICT ASSESSMENT HISTORY**

|           |           |           |           |           |           |           |           |
|-----------|-----------|-----------|-----------|-----------|-----------|-----------|-----------|
| 1993-94   | 1994-95   | 1995-96   | 1996-97   | 1997-98   | 1998-99   | 1999-2000 | 2000-2001 |
| \$708,532 | \$583,496 | \$371,719 | \$390,882 | \$392,644 | \$374,160 | \$359,595 | \$388,953 |

# SCHOOL ADMINISTRATIVE UNIT #23 2000-2001 BUDGET

|                                     | 1998-99<br>ACTUAL<br>EXPENSES | 1999-2000<br>APPROVED<br>BUDGET | 2000-01<br>PROPOSED<br>BUDGET | 2000-01<br>ASSESSMENT | 2000-01/<br>1999-00<br>+/- |
|-------------------------------------|-------------------------------|---------------------------------|-------------------------------|-----------------------|----------------------------|
| 1100 Regular Programs               | 82,344                        | 58,342                          | 75,295                        | -                     | 16,953                     |
| 1230 French Pond                    | 122,784                       | 125,654                         | 135,008                       | -                     | 9,354                      |
| 1435 FPS Summer School              | 5,951                         | 6,073                           | 6,073                         | -                     | -                          |
| 2150 Speech and Audiology           | 63,605.00                     | 90,194                          | 95,402                        | -                     | 5,208                      |
| 2159 Speech - Summer School         | 1,345                         | 2,519                           | 2,419                         | -                     | (100)                      |
| 2212 Instruction/Curriculum Develop | 1,237                         | 0                               | -                             | -                     | -                          |
| 2213 Instructional Staff Training   | 1,455                         | 2,000                           | 2,000                         | -                     | -                          |
| 2311 School Board                   | 1,308                         | 1,492                           | 1,492                         | -                     | -                          |
| 2313 SAU Treasurer                  | 2,244                         | 2,454                           | 2,454                         | -                     | -                          |
| 2317 Audit                          | 2,500                         | 2,500                           | 500                           | 500                   | (2,000)                    |
| 2318 Legal                          | 477                           | 500                             | 2,700                         | 2,200                 | -                          |
| 2321 Office of Superintendent       | 263,064                       | 295,557                         | 314,715                       | 314,715               | 19,158                     |
| 2330 Special Ed. Admin. Services    | 74,386                        | 68,292                          | 75,792                        | 75,792                | 7,500                      |
| 2620 Operation of Buildings         | 20,000                        | 20,000                          | 20,000                        | 20,000                | -                          |
| 2640 Care and Upkeep Equipment      | 9,858                         | 10,500                          | 13,000                        | 13,000                | 2,500                      |
| 2722 FPS Transportation             | 4,685                         | 4,675                           | 2,875                         | -                     | (1,800)                    |
| 2729 FPS Summer School Trans.       | 64                            | 300                             | 150                           | -                     | (150)                      |
| 4600 Building Improvements (move)   | 7,498                         | 0                               | -                             | -                     | -                          |
| <b>GENERAL FUND TOTAL</b>           | <b>664,805</b>                | <b>\$691,052</b>                | <b>749,875</b>                | <b>432,653</b>        | <b>58,823</b>              |

## FUND 2 FEDERAL/STATE PROGRAMS

|                                  |         |         |         |   |   |
|----------------------------------|---------|---------|---------|---|---|
| Title 1 Programs                 | 344,784 | 328,116 | 328,116 | - | - |
| Title 2 Eisenhower Funds         | 22,919  | 15,048  | 15,048  | - | - |
| Title 6 Innovative Education     | 14,496  | 14,292  | 14,292  | - | - |
| Title 4 Safe & Drug Free Schools | 7,669   | 7,566   | 7,566   | - | - |
| School to Work                   | 3,180   | -       | -       | - | - |
| Service Learning                 | 12,838  | -       | -       | - | - |
| IDEA SPED Funds                  | 103,381 | 91,774  | 91,774  | - | - |

## FUND 2 TOTAL

|  |         |         |         |   |   |
|--|---------|---------|---------|---|---|
|  | 509,267 | 456,796 | 456,796 | - | - |
|--|---------|---------|---------|---|---|

## SAU BUDGET TOTAL

|  |           |           |                         |                |        |
|--|-----------|-----------|-------------------------|----------------|--------|
|  | 1,174,072 | 1,147,848 | 1,206,671               | 432,653        | 58,823 |
| Less use of fund balance, interest, indirect costs transferred from grants |           |           |                         | (43,700)       |        |
|  |           |           | <b>FINAL ASSESSMENT</b> | <b>386,953</b> |        |

**BENTON SCHOOL DISTRICT  
PROJECTED REVENUES 2000-2001**

|                                     | <u>ACTUAL</u><br><u>1998-1999</u> | <u>MS-24</u><br><u>1999-2000</u> | <u>2000-01</u><br><u>PROPOSED</u> | <u>+/-</u> |
|-------------------------------------|-----------------------------------|----------------------------------|-----------------------------------|------------|
| Fund Balance to Reduce Taxes        | 40,177                            | 58,885                           | -                                 | (58,885)   |
| <u>Local</u>                        |                                   |                                  |                                   |            |
| 1111 District Appropriation         | 128,784                           | (11,623)                         | 114,825                           | 126,448    |
| 1510 Interest                       | 535                               | 500                              | 500                               | -          |
| <u>State</u>                        |                                   |                                  |                                   |            |
| 3110 Foundation Aid                 | 86,605                            |                                  |                                   |            |
| 3110 State Adequacy Funding         | -                                 | 197,690                          | 197,690                           | -          |
| 3241 Vocational Education Tuition   | 2,850                             | 2,850                            | 3,300                             | 450        |
| 3242 Vocational Transportation      | 476                               | 475                              | 476                               | 1          |
| 3240 Catastrophic Aid               | 187                               |                                  |                                   |            |
| <u>Federal</u>                      |                                   |                                  |                                   |            |
| 4810 National Forest Reserve        | 17,823                            | 17,824                           | 17,824                            | -          |
| 4580 Medicaid Reimbursement         | 4,514                             | 4,500                            | 6,000                             | 1,500      |
| TOTAL BUDGET                        | 281,951                           | 271,101                          | 340,615                           | 69,514     |
| 5252 Fund Transfers Warrant Article | 15,000                            | 12,000                           | 12,000                            | *          |
| TOTAL BUDGET AND ARTICLES           | 296,951                           | 283,101                          | 352,615                           | 69,514     |

SCHOOL TAX IMPACT

|                       |             | \$1.00 ON       |
|-----------------------|-------------|-----------------|
|                       | <u>RATE</u> | <u>TAX RATE</u> |
| 1997-98               | 15.48       | 10,335.00       |
| ACTUAL 1998-99        | 12.04       | 10,421.00       |
| <u>Actual 1999</u>    |             |                 |
| Local Property Tax    | (1.12)      | 10,342.00       |
| State Property Tax    | 6.76        |                 |
| TOTAL 1999            | 5.64        |                 |
| <u>Proposed 2000</u>  |             |                 |
| Local Property Tax    | 11.10       | 10,342.00       |
| State Property Tax    | 6.76        |                 |
| TOTAL BUDGET 2000     | 17.86       |                 |
| *With warrant article | 19.02       |                 |



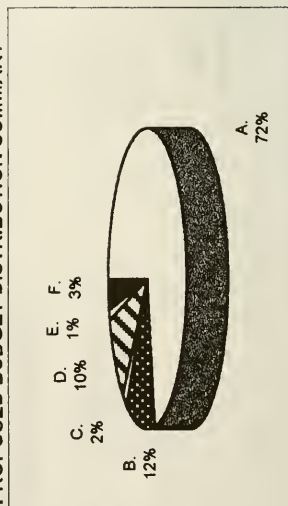
# BENTON SCHOOL DISTRICT BUDGET SUMMARY

|                                   | Expenses<br><u>1998-99</u> | Approved<br>Budget<br><u>1999-2000</u> | Proposed<br>Budget<br><u>2000-2001</u> | +/-              |
|-----------------------------------|----------------------------|--|--|------------------|
| <b>A. Instruction</b>             |                            |  |  |                  |
| 1100 Regular Programs             | 175,048.62                 | 232,200.00                             | 247,950.00                             | 15,750.00        |
| 1300 Vocational Education         | 3,800.00                   | 4,000.00                               | 5,350.00                               | 1,350.00         |
| <b>TOTAL INSTRUCTION</b>          | <b>178,848.62</b>          | <b>236,200.00</b>                      | <b>253,300.00</b>                      | <b>17,100.00</b> |
| <b>B. Special Education</b>       |                            |  |  |                  |
| 1200 Special Programs             | 1,664.36                   | 3,965.00                               | 36,025.00                              | 32,060.00        |
| 1430 Summer School                | 713.88                     | 220.00                                 | 675.00                                 | 455.00           |
| 2150 Speech and Audiology         | 0.00                       | 0.00                                   | 0.00                                   | 0.00             |
| 2159 Speech - Summer School       | 0.00                       | 0.00                                   | 360.00                                 | 360.00           |
| 2162 Physical Therapy             | 1,245.00                   | 1,260.00                               | 3,780.00                               | 2,520.00         |
| 2163 Occupational Therapy         | 495.00                     | 540.00                                 | 1,512.00                               | 972.00           |
| <b>TOTAL SPECIAL EDUCATION</b>    | <b>4,118.24</b>            | <b>5,985.00</b>                        | <b>42,352.00</b>                       | <b>36,367.00</b> |
| <b>C. SAU Services</b>            |                            |  |  |                  |
| 2321 Office of the Superintendent | 5,538.00                   | 6,867.00                               | 7,351.00                               | 484.00           |
| <b>TOTAL SAU SERVICES</b>         | <b>5,538.00</b>            | <b>6,867.00</b>                        | <b>7,351.00</b>                        | <b>484.00</b>    |
| <b>D. Transportation</b>          |                            |  |  |                  |
| 2721 To and From School           | 14,217.25                  | 14,613.00                              | 15,450.00                              | 837.00           |
| 2722 Handicapped                  | 2,546.29                   | 1,250.00                               | 17,552.00                              | 16,302.00        |
| 2723 Vocational                   | 476.00                     | 476.00                                 | 476.00                                 | 0.00             |
| 2729 Summer School Handicapped    | 167.28                     | 0.00                                   | 350.00                                 | 350.00           |
| <b>TOTAL TRANSPORTATION</b>       | <b>17,406.82</b>           | <b>16,339.00</b>                       | <b>33,828.00</b>                       | <b>17,489.00</b> |

# BENTON SCHOOL DISTRICT BUDGET SUMMARY (Continued)

|                                      | Expenses<br><u>1998-99</u> | Budget<br><u>1999-2000</u> | Proposed<br>Budget<br><u>2000-2001</u> | +/-              |
|--------------------------------------|----------------------------|----------------------------|--|------------------|
| <b>E. School Board</b>               |                            |                            |  |                  |
| 2311 School Board                    | 3,169.25                   | 3,260.00                   | 3,327.00                               | 67.00            |
| 2313 Treasurer                       | 300.00                     | 314.00                     | 256.00                                 | -58.00           |
| 2314 Election and District Meeting   | 62.00                      | 36.00                      | 71.00                                  | 35.00            |
| 2317 Audit                           | 30.00                      | 2,000.00                   | 30.00                                  | -1,970.00        |
| 2318 Legal Fees                      | 81.00                      | 100.00                     | 100.00                                 | 0.00             |
| <b>TOTAL SCHOOL BOARD</b>            | <b>3,642.25</b>            | <b>5,710.00</b>            | <b>3,784.00</b>                        | <b>-1,926.00</b> |
| <b>BUDGET BEFORE WARRANT ARTICLE</b> | <b>209,553.93</b>          | <b>271,101.00</b>          | <b>340,615.00</b>                      | <b>69,514.00</b> |
| <b>F. Fund Transfers</b>             |                            |                            |  |                  |
| 5252 Transfer to Expendable Trust *  | 12,000.00                  | 12,000.00                  | 12,000.00                              | 0.00             |
| <b>TOTAL FUND TRANSFERS</b>          | <b>12,000.00</b>           | <b>12,000.00</b>           | <b>12,000.00</b>                       | <b>0.00</b>      |
| <b>GRAND TOTAL</b>                   | <b>221,553.93</b>          | <b>283,101.00</b>          | <b>352,615.00</b>                      | <b>69,514.00</b> |

## PROPOSED BUDGET DISTRIBUTION SUMMARY

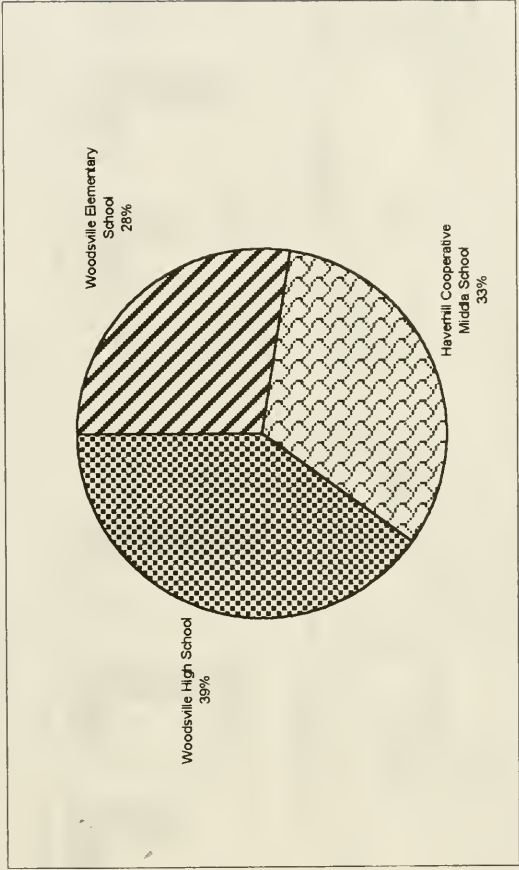


**352,615.00 TOTAL BUDGET AND ARTICLE**



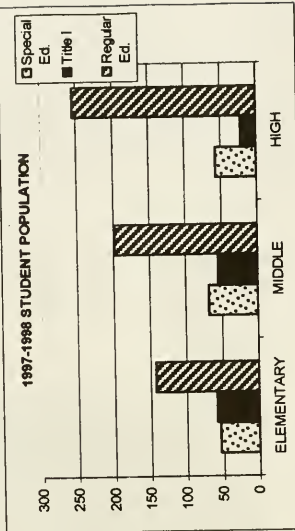
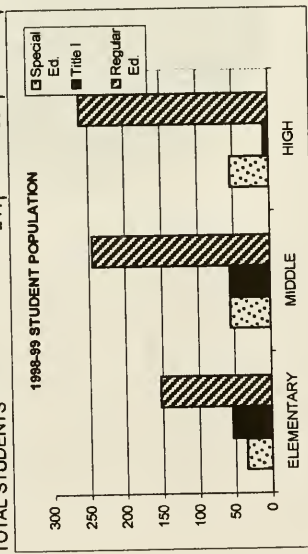
**BENTON SCHOOL DISTRICT 1999-2000 (as of December 15, 1999)**  
**STUDENTS TUITIONED TO HAVERHILL COOPERATIVE SCHOOL DISTRICT**

|                                     |              |
|-------------------------------------|--------------|
| Woodsville Elementary School        | <u>TOTAL</u> |
| Haverhill Cooperative Middle School | 11           |
| Woodsville High School              | 13           |
|                                     | 16           |
| TOTAL                               | 40           |



# HAVERHILL COOPERATIVE SCHOOL DISTRICT STUDENT POPULATION

| 1988-1999*     |     |        |      | 1997-1998      |     |        |      |
|----------------|-----|--------|------|----------------|-----|--------|------|
| ELEMENTARY     |     | MIDDLE | HIGH | ELEMENTARY     |     | MIDDLE | HIGH |
| Special Ed.    | 34  | 56     | 54   | Special Ed.    | 54  | 68     | 57   |
| Title I        | 54  | 56     | 7    | Title I        | 59  | 55     | 21   |
| Regular Ed.    | 153 | 245    | 261  | Regular Ed.    | 143 | 198    | 255  |
| TOTAL STUDENTS | 241 | 357    | 322  | TOTAL STUDENTS | 256 | 321    | 333  |



| PRESCHOOL STUDENTS RECEIVING SERVICES |  | 1997-1998 |  |
|---------------------------------------|--|-----------|--|
| Total Preschool                       |  | 22        |  |
| Special Ed.                           |  | 8         |  |
| Title I                               |  | 14        |  |

| PRESCHOOL STUDENTS RECEIVING SERVICES |  | 1998-1999 |  |
|---------------------------------------|--|-----------|--|
| Total Preschool                       |  | 31        |  |
| Special Ed.                           |  | 3         |  |
| Title I                               |  | 28        |  |

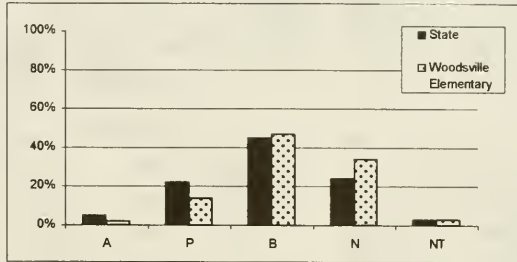
\* as of 6/99

# HAVERHILL COOPERATIVE SCHOOL DISTRICT THIRD GRADE STATE ASSESSMENT SCORES

## Language Arts

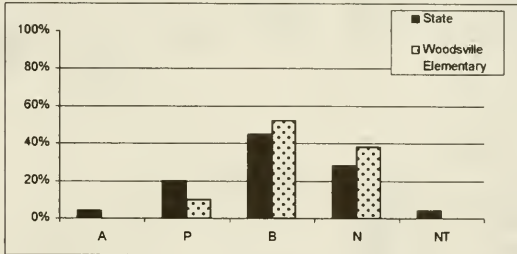
1999

|            |    | <u>State</u> | <u>Woodsville Elementary</u> |
|------------|----|--------------|------------------------------|
| Advanced   | A  | 5%           | 2%                           |
| Proficient | P  | 22%          | 14%                          |
| Basic      | B  | 45%          | 47%                          |
| Novice     | N  | 24%          | 34%                          |
| Not Tested | NT | 3%           | 3%                           |



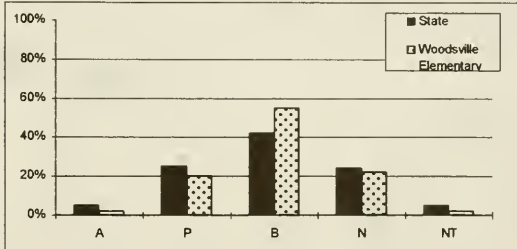
1998

|            |    | <u>State</u> | <u>Woodsville Elementary</u> |
|------------|----|--------------|------------------------------|
| Advanced   | A  | 4%           | 0%                           |
| Proficient | P  | 20%          | 10%                          |
| Basic      | B  | 45%          | 52%                          |
| Novice     | N  | 28%          | 38%                          |
| Not Tested | NT | 4%           | 0%                           |



1997

|            |    | <u>State</u> | <u>Woodsville Elementary</u> |
|------------|----|--------------|------------------------------|
| Advanced   | A  | 5%           | 2%                           |
| Proficient | P  | 25%          | 20%                          |
| Basic      | B  | 42%          | 55%                          |
| Novice     | N  | 24%          | 22%                          |
| Not Tested | NT | 5%           | 2%                           |

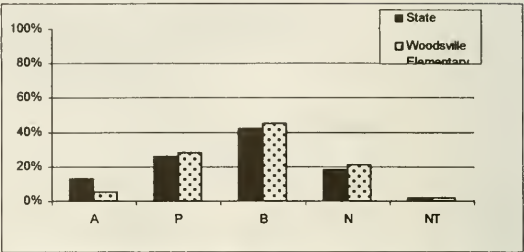


# HAVERHILL COOPERATIVE SCHOOL DISTRICT THIRD GRADE STATE ASSESSMENT SCORES

## Mathematics

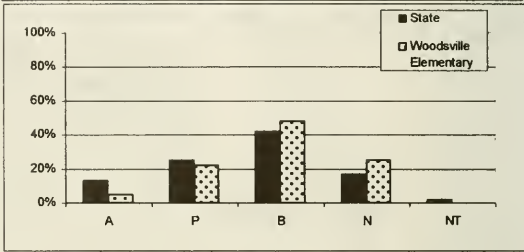
1999

|            |    | State | Woodsville Elementary |
|------------|----|-------|-----------------------|
| Advanced   | A  | 13%   | 5%                    |
| Proficient | P  | 26%   | 28%                   |
| Basic      | B  | 42%   | 45%                   |
| Novice     | N  | 18%   | 21%                   |
| Not Tested | NT | 2%    | 2%                    |



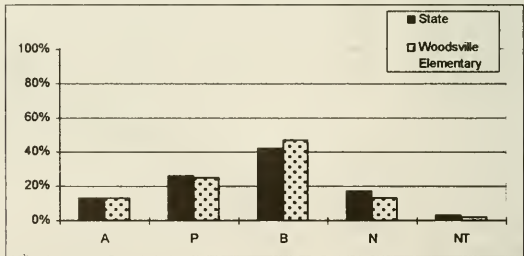
1998

|            |    | State | Woodsville Elementary |
|------------|----|-------|-----------------------|
| Advanced   | A  | 13%   | 5%                    |
| Proficient | P  | 25%   | 22%                   |
| Basic      | B  | 42%   | 48%                   |
| Novice     | N  | 17%   | 25%                   |
| Not Tested | NT | 2%    | 0%                    |



1997

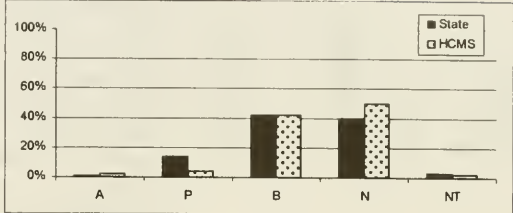
|            |    | State | Woodsville Elementary |
|------------|----|-------|-----------------------|
| Advanced   | A  | 13%   | 13%                   |
| Proficient | P  | 26%   | 25%                   |
| Basic      | B  | 42%   | 47%                   |
| Novice     | N  | 17%   | 13%                   |
| Not Tested | NT | 3%    | 2%                    |



**HAVERHILL COOPERATIVE SCHOOL DISTRICT  
SIXTH GRADE STATE ASSESSMENT SCORES  
1999**

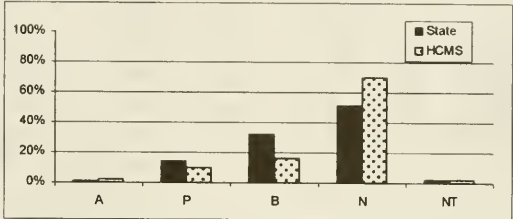
**Language Arts**

|            |    | <u>State</u> | <u>HCMS</u> |
|------------|----|--------------|-------------|
| Advanced   | A  | 1%           | 2%          |
| Proficient | P  | 14%          | 4%          |
| Basic      | B  | 42%          | 42%         |
| Novice     | N  | 40%          | 50%         |
| Not Tested | NT | 3%           | 2%          |



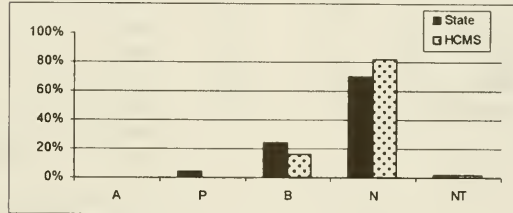
**Mathematics**

|            |    | <u>State</u> | <u>HCMS</u> |
|------------|----|--------------|-------------|
| Advanced   | A  | 1%           | 2%          |
| Proficient | P  | 14%          | 10%         |
| Basic      | B  | 32%          | 16%         |
| Novice     | N  | 51%          | 70%         |
| Not Tested | NT | 2%           | 2%          |



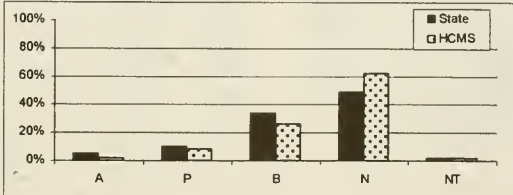
**Science**

|            |    | <u>State</u> | <u>HCMS</u> |
|------------|----|--------------|-------------|
| Advanced   | A  | <1%          | 0%          |
| Proficient | P  | 4%           | 0%          |
| Basic      | B  | 24%          | 16%         |
| Novice     | N  | 70%          | 82%         |
| Not Tested | NT | 2%           | 2%          |



**Social Studies**

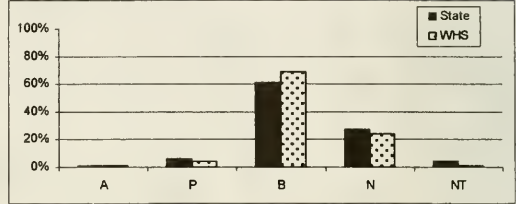
|            |    | <u>State</u> | <u>HCMS</u> |
|------------|----|--------------|-------------|
| Advanced   | A  | 5%           | 2%          |
| Proficient | P  | 10%          | 8%          |
| Basic      | B  | 34%          | 26%         |
| Novice     | N  | 49%          | 62%         |
| Not Tested | NT | 2%           | 2%          |



# HAVERHILL COOPERATIVE SCHOOL DISTRICT TENTH GRADE STATE ASSESSMENT SCORES 1999

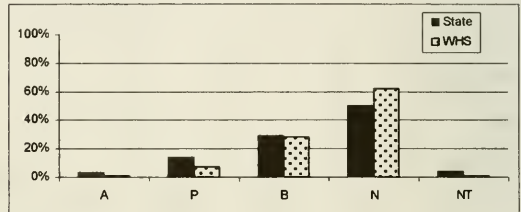
|            |    | <u>State</u> | <u>WHS</u> |
|------------|----|--------------|------------|
| Advanced   | A  | 1%           | 1%         |
| Proficient | P  | 6%           | 4%         |
| Basic      | B  | 61%          | 69%        |
| Novice     | N  | 27%          | 24%        |
| Not Tested | NT | 4%           | 1%         |

Language Arts



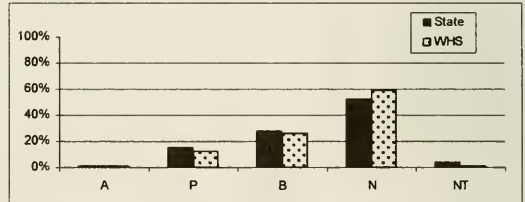
|            |    | <u>State</u> | <u>WHS</u> |
|------------|----|--------------|------------|
| Advanced   | A  | 3%           | 1%         |
| Proficient | P  | 14%          | 7%         |
| Basic      | B  | 29%          | 28%        |
| Novice     | N  | 50%          | 62%        |
| Not Tested | NT | 4%           | 1%         |

Mathematics



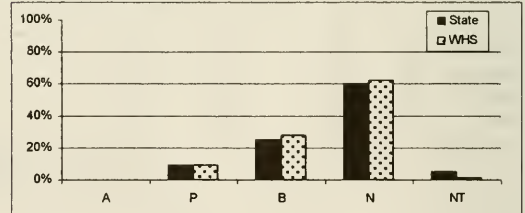
|            |    | <u>State</u> | <u>WHS</u> |
|------------|----|--------------|------------|
| Advanced   | A  | 1%           | 1%         |
| Proficient | P  | 15%          | 12%        |
| Basic      | B  | 28%          | 26%        |
| Novice     | N  | 52%          | 59%        |
| Not Tested | NT | 4%           | 1%         |

Science



|            |    | <u>State</u> | <u>WHS</u> |
|------------|----|--------------|------------|
| Advanced   | A  | <1%          | 0%         |
| Proficient | P  | 9%           | 9%         |
| Basic      | B  | 25%          | 28%        |
| Novice     | N  | 60%          | 62%        |
| Not Tested | NT | 5%           | 1%         |

Social Studies















33usa



33usa



33usa



University of New Hampshire-Library  
Durham, N.H. 03824