

Town of
ELLSWORTH
NEW HAMPSHIRE



"Isolation"

Annual Report

For the Fiscal Year Ending
December 31, 2017

THE ELLSWORTH SCHOOL BOARD
DEDICATES THIS TOWN REPORT TO:



SAU #48 SCHOOL SUPERINTENDENT
MARK HALLORAN

Mark has been a constant presence at
Ellsworth School District Meetings & Town Meeting
since the School District was created in 1990.

We thank him for all he has done through the years to both understand our unique town with its budget challenges, and to ensure that all our children receive a quality education.

A lover of history, Mark has always enjoyed his visits to our One Room Schoolhouse at our beautiful mountaintop location.

THANKS MARK!!

SELECTMENS REPORT

Two significant storms with huge impact were the big events in 2017.


The first storm hit Ellsworth and Grafton County on Saturday July 1, 2017 causing flooding and severe road damage in several locations throughout town. Attached is a Storm Damage Assessment created by EMD Jay Wagner as part of the process for FEMA reimbursement. Jay worked closely with road crews and FEMA representatives during repairs and for months after. Thanks for all your effort Jay.

The second storm on Monday, October 30, 2017, with high winds and rain, caused damage from flooding, downed trees and power lines throughout many counties in the State. Ellsworth had severe road damage and an extended power outage. EMD Jay Wagner once again coordinated road crews and FEMA.

The painting on the cover was done by Beverly, Ma. resident Evelyn Wallace. She presented the painting to the Clayton family after a visit to Ellsworth Pond Road in 1951. Ernest Clayton, grandfather of Bud Clayton, is depicted in the doorway of the family hunting camp.

ELLSWORTH BOARD OF SELECTMEN

STEVEN TAVES ANTHONY LANDROCHE MICHAEL O'BRIEN



Digitized by the Internet Archive
in 2022 with funding from
University of New Hampshire Library

**TOWN OF ELLSWORTH EMD
ELLSWORTH, NEW HAMPSHIRE**

July 1st 2017
Storm Damage Assessment

On the late afternoon and evening of July 1st the town of Ellsworth received 4 to 5 inches of rain causing water damage all over town. The hardest hit area was to the end of Ellsworth Pond Rd. Two streams overflowed their banks and washed out over 600 feet of roadway. A 20-foot culvert at the end of the road was found 200 feet away and a second was uncovered and filled with gravel. At the other end of the washout was a two section 40-foot culvert with one section sticking up in the air and the other section 60 feet in the woods. The loss of this culvert closed the last section of the road causing three households to shelter in place till the water receded the next day and temporary repairs could be made. Most of the roadway was washed away with some areas losing up to 12 inches of gravel. Other parts of the road had sections of the top layer of gravel washed away by overflowing water caused by culverts filled with gravel from runoff. Two of these culverts are going to be replaced while many others were cleared of the gravel that blocked them. A second road with the top layer of gravel washed away by the runoff of the same two streams is Willy Road with over 400 feet damaged in the area of the bridge. Batchelder Rd. just north of the town center received heavy damage on the uphill grade of the entrance from runoff all to one side. This area had over 300 feet of the roadway edge washed away up to 18 inches in depth. Many culverts were blocked by the large amounts of gravel being washed off the roadway and parts of a second hill had large amounts of road edge washed away. On the other side of town to the south is Doe Town Rd. where two sections of the roadway received heavy erosion from runoff caused by culverts being overloaded with gravel. One area where the runoff from a homeowner bypassed the culvert and cut thru the roadway making it unpassable. This area was missing over 20 inches of material in parts of the washout. The second area had the outer edge of a corner washed out for over 35 feet where up to 18 inches of gravel was washed away. A new culvert will be installed at this location for the original cannot be repaired.

Throughout these four roads are many areas where the top layer of gravel has been washed away and will need to be replaced to restore them to the condition they were in before the rains came.

Jay Wagner
Ellsworth EMD
(603) 508-9663

**TOWN OF ELLSWORTH
OFFICERS 2017**

MODERATOR

PAUL NORRIS

SELECTMEN

STEVEN TAVES

ANTHONY LANDROCHE

MICHAEL O'BRIEN

TREASURER

KAREN NORRIS

TAX COLLECTOR

DONNA O'BRIEN

TOWN CLERK

DONNA O'BRIEN

SUPERVISORS OF THE CHECKLIST

JAY WAGNER

CARL DETZEL

HANNA STARCK

TRUSTEES OF THE TRUST FUND

JAY WAGNER

JAMES DAUPHINE

ARNOLD PARKER

TOWN AUDITOR

TAMMY LAWLER

TABLE OF CONTENTS
2017 ANNUAL REPORT

Town Officers	1
Warrant	2-4
Budget	5-6
Comparative Statement	7
Summary of Inventory of Valuation	8
Tax Collector's Report	9-11
Tax Rate Calculation	12-14
Report of Treasurer	15
Report of Town Clerk	16
Report of Trustees of Trust Funds	17
Profit and Loss Detail	18-24
Fire Chief's Report & Budget	25-34
Transfer Station Budget	35
Ellsworth School District	36-49

THE STATE OF NEW HAMPSHIRE

To the inhabitants of the **Town of Ellsworth**, in the County of **Grafton**, qualified to vote in the town's affairs: You are hereby notified to meet at the Town House in Ellsworth on **Tuesday the 13th day of March 2018**, to choose all the necessary Town Officers for the ensuing year:

Selectman: 3 years, Selectman: 1 year, Town Clerk: 1 year, Tax Collector: 1 year, Treasurer: 1 year, Moderator: 1 year, Town Auditor: 1 year, Trustee of the Trust Funds: 3 years, Trustee of the Trust Funds: 1 year, Supervisor of the Checklist: 6 years, Supervisor of the Checklist: 1 year.

Polling hours are from **4:00 p.m. to 6:30 p.m.** School District Meeting to begin at **6:30 p.m.** followed by the **Town Meeting at 6:45 p.m.**

You are also hereby notified to meet at the Town House in Ellsworth on the same **Tuesday, at 6:45 p.m.** to act upon the following articles:

Article 1: To see if the town will vote to raise and appropriate such sums of money as may be necessary to defray town charges for the ensuing year:

GENERAL GOVERNMENT-\$40,340

Executive Salaries	\$7540	Election & Registration	\$100
Financial Administration	\$16,000	Assessing	\$4200
Legal Expenses	\$3000	Planning and Zoning	\$50
Town House Expense	\$2400	Care of Cemeteries	\$500
Insurance	\$4000	Advert & Reg Assoc	\$1550
Equipment & Maintenance	\$1000		

Article 2: To see if the town will vote to appropriate such sums of money as may be necessary to defray town charges for the ensuing year:

PUBLIC SAFETY-\$39,060

C/T/E Fire Department	\$30,516	Rumney Fire Department	\$1500
Lakes Region Mutual Fire Aid	\$5744	Rumney EMS	\$750
Forest Fire Training	\$50	Emergency Management	\$500

Article 3: To see if the town will vote to appropriate such sums of money as may be necessary to defray town charges for the ensuing year:

HIGHWAYS AND STREETS: \$38,000

Summer Maintenance \$18,000

Winter Maintenance \$20,000

Article 4: To see if the town will vote to appropriate such sums of money as may be necessary to defray town charges for the ensuing year:

SANITATION: \$10,058

Campton/Thornton Transfer Station \$8,708

Town of Rumney \$1350

Article 5: To see if the town will vote to appropriate such sums of money as may be necessary to defray town charges for the ensuing year:

WELFARE: \$3000.00

Article 6: To see if the town will vote to raise and appropriate the sum of: **\$805.00** for the purpose of the following **HEALTH AGENCIES:**

Pemi Baker Home Health \$405.00 Red Cross \$100.00

Tri County Cap \$200.00 Grafton Co. Senior Services Council \$100.00

Article 7: To see if the town will vote to appropriate such sums of money as may be necessary to defray town charges for the ensuing year:

For interest on Tax Anticipation notes- \$400.00

Article 8: To see if the town will vote to raise and appropriate the sum of **\$2000.00** to be added to the **2020 Revaluation Capital Reserve Fund**.

Article 9: To see if the town will vote to raise and appropriate the sum of **\$2000.00** to be added to the **Transfer Station Improvements Capital Reserve Fund**.

Article 10: To see if the Town of Ellsworth will vote to raise and appropriate the sum of \$6500 for the purpose of plowing and sanding the portion of Stinson Lake Road between the waterfall turnaround and the fire road slightly past 3243 Stinson Lake Road. This is a Special Warrant Article from a petition of registered voters per RSA 32:3 VI (d) and RSA 32:7 V.

The Board of Selectmen do not recommend this appropriation.

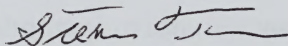
(Majority vote required).

Article 11: To see if the town will vote to accept the reports of its Officers and Agents.


Article 12: To transact any other business that legally comes before this meeting.

We hereby certify that we gave notice to the inhabitants within the Town of Ellsworth, to meet at the time and place, and for the purpose within mentioned, by posting up attested copy of the within Warrant, at the Town Hall and other public places within said town.

Given under our hand and seal this 26th day of February, 2018.



Steven Taves



Jay Wagner

Michael O'Brien

BUDGET TOWN OF ELLSWORTH 2018

	APPROPRIATION2017	EXPENDED2017	APPROPRIATION2018
GENERAL GOVERNMENT			
Officer's Salaries	7140	7140	7540
Election & Registration	50	0	100
Financial Administration	16,000	12,672	16,000
Assessing	2000	2726	4200
Legal	4500	1936	3000
Planning Board	50	8	50
Town House Expense	2300	2304	2400
Cemeteries	500	500	500
Insurance	3800	3856	4000
Advertising & Reg Assoc.	1200	1222	1550
Equipment & Maintenance	1000	995	1000
PUBLIC SAFETY			
C/T/E Fire Department	30,080	30,080	30,516
Rumney Fire Department	1500	983	1500
Rumney EMS	750	250	750
Lakes Region Mutual Aid	5693	5693	5744
Forest Fire Training	50	0	50
Emergency Management	200	200	500
HEALTH			
Pemi Baker Home Health	405	405	405
Red Cross	100	100	100
TriCounty Cap	200	200	200
Gr Co Sen Cit Council	100	100	100
HIGHWAYS/STREETS			
Road Maintenance (Summer/Winter)	35,000	54,958	38,000
Stinson Lake Road (Petition)			6500
SANITATION			
Solid Waste C/T	8273	5827	8708
Solid Waste Rumney	1350	1050	1350
Plymouth Water & Sewer	100	100	0
PemiBaker Solid Waste	178	178	0
WELFARE			
General Assistance	3000	0	3000
DEBT SERVICES			
Int. Expense/ T.A.N.	400	0	400
CAPITAL RESERVE FUNDS			
2020 Town Revaluation	2000	2000	2000
Transfer Station Improvements	2000	2000	2000
TOTAL APPROPRIATIONS	129,919	137,432	142,163
LESS ESTIMATED REVENUES			67,325
TAXES TO BE RAISED (Exclusive of School and County			74,838

BUDGET REVENUE

SOURCES OF INCOME	ESTIMATED 2017	ACTUAL 2017	ESTIMATED 2018
<i>TAXES</i>			
<i>Yield</i>	2000.00	2109.00	2000.00
<i>Interest/Penalties</i>	2500.00	3684.00	2000.00
<i>Inventory Penalties</i>	300.00	668.00	400.00
<i>LICENSE/PERMITS</i>			
<i>Permits & Filing Fees</i>	50.00	19.00	50.00
<i>Motor Vehicle</i>	17000.00	18732.00	18000.00
<i>Dog Licenses</i>	200.00	220.00	200.00
<i>FEDERAL GOVERNMENT</i>			
<i>P.I.L.T.</i>	14000.00	14826.00	14000.00
<i>FEMA Reimbursement</i>	0	0	16000.00
<i>STATE GOVERNMENT</i>			
<i>Highway Block Grant</i>	5733.00	5803.00	5850.00
<i>Room and Meals</i>	4000.00	4382.00	4000.00
<i>Statewide Voter Checklist</i>	300.00	300.00	325.00
<i>UCC Filing</i>	0	15.00	0
<i>SB38 Highway Block Grant</i>	0	4949.00	0
<i>MISCELLANEOUS</i>			
<i>Ambulance Reimbursement (C/T Fire)</i>	4500.00	4956.00	4500.00
TOTAL REVENUES	50,583	60,663	67,325

COMPARATIVE STATEMENT

TOWN OF ELLSWORTH

2017

APPROPRIATED		EXPENDED	OVER	UNDER
GENERAL GOVERNMENT				
Officers Salary	7140	7140		
Election & Registration	50	0		50
Financial Administration	16000	12672		3328
Assessing	2000	2726	726	
Legal	4500	1936		2564
Planning Board	50	8		42
Town House Expense	2300	2304	4	
Cemeteries	500	500		
Insurance	3800	3856	56	
Advertising & Reg Assoc	1200	1222	22	
Equipment & Maintenance	1000	995		5
PUBLIC SAFETY				
C/T/E Fire Department	30080	30080		
Rumney Fire Department	1500	983		517
Rumney EMS	750	250		500
Lakes Reg Mutual Fire Aid	5693	5693		
Forest Fire Training	50	0		50
Emergency Management	200	200		
HEALTH				
Pemi Baker Home Health	405	405		
Red Cross	100	100		
Tri County Cap	200	200		
Gr. Co. Sen Cit Counc	100	100		
HIGHWAYS/STREETS				
Road Maint Winter/Sum	35000	54958	19958	
SANITATION				
Campton/Thornton	8273	5827		2446
Rumney	1350	1050		300
Plymouth Water&Sewer	100	100		
WELFARE				
General Assistance	3000	0		3000
DEBT SERVICES				
Interest Expense TAN	400	0		400
CAPITAL RESERVE FUNDS				
2020 Town Revaluation	2000	2000		
Transfer Station	2000	2000		
Improvements				
TOTAL APPROPRIATIONS	129,741	137,305	20,766	13,202

Ellsworth
Tax Totals

Tax Warrant: 2017P01 of 1
Number of Parcels: 157

Valuations

Non-Utility Land Value:	15,063,100
Current Use Credits:	(1,615,168)
Non-Utility Improvements Value:	8,613,000
Utility Value:	384,600
Exempt Property Value:	(8,669,400)
Valuation Before Exemptions:	13,776,132
Exemptions Applied:	(139,300)
Net Valuation:	13,636,832
Net Non-Utility Valuation:	13,252,232
Net Utility Valuation:	384,600

Taxes

Property Tax:	284,537.00
Veterans Credits Applied:	(400.00)
Commitment Amount:	283,469.00
Penalties:	668.00

Total Tax Bills: 284,137.00

TAX COLLECTOR'S REPORT

For the Municipality of

ELLSWORTH/TAX COL

Year Ending

12/31/2017

DEBITS

Uncollected Taxes		Levy For Year of this Report	PRIOR LEVIES		
Beginning of Fiscal Year	Account		2016	2015	2014+
Property Taxes	#3110	xxxxxx	\$ 188,592.17	\$ 0.00	\$ 0.00
Resident Taxes	#3180	xxxxxx	\$ 0.00	\$ 0.00	\$ 0.00
Land Use Change Taxes	#3120	xxxxxx	\$ 0.00	\$ 0.00	\$ 0.00
Yield Taxes	#3185	xxxxxx	\$ 0.00	\$ 0.00	\$ 0.00
Excavation Tax	#3187	xxxxxx	\$ 0.00	\$ 0.00	\$ 0.00
Utility Charges	#3189	xxxxxx	\$ 0.00	\$ 0.00	\$ 0.00
Betterment Taxes		xxxxxx	\$ 0.00	\$ 0.00	\$ 0.00
Property Tax Credit Balance		\$ 0.00			

Taxes Committed This Year	Account	Levy For Year of this Report	2016
Property Taxes	#3110	\$ 284,137.00	\$ 0.00
Resident Taxes	#3180	\$ 0.00	\$ 0.00
Land Use Change Taxes	#3120	\$ 0.00	\$ 0.00
Yield Taxes	#3185	\$ 2,108.78	\$ 0.00
Excavation Tax	#3187	\$ 0.00	\$ 0.00
Utility Charges	#3189	\$ 0.00	\$ 0.00
Betterment Taxes		\$ 0.00	\$ 0.00

Overpayment Refunds		Levy For Year of this Report	2016	2015	2014+
Property Taxes	#3110	\$ 328.36	Amount is from "Credits Refunded"		
Resident Taxes	#3180				
Land Use Change	#3120				
Yield Taxes	#3185				
Excavation Tax	#3187				
Interest and Penalties on Delinquent Taxes	#3190	\$ 10.89	\$ 991.15	\$ 0.00	\$ 0.00
Interest and Penalties on Resident Taxes	#3190	\$ 0.00	\$ 0.00	\$ 0.00	\$ 0.00

Total Debits	\$ 286,585.03	\$ 189,583.32	\$ 0.00	\$ 0.00
---------------------	----------------------	----------------------	----------------	----------------

TAX COLLECTOR'S REPORT

For the Municipality of

ELLSWORTH/TAX COL

Year Ending

12/31/2017

*Includes \$328.36 from "This Year's New Credits"***CREDITS**

Remitted to Treasurer	Levy For Year of this Report	PRIOR LEVIES		
		2016	2015	2014+
Property Taxes	\$ 247,811.32	\$ 181,601.25	\$ 0.00	\$ 0.00
Resident Taxes	\$ 0.00	\$ 0.00	\$ 0.00	\$ 0.00
Land Use Change Taxes	\$ 0.00	\$ 0.00	\$ 0.00	\$ 0.00
Yield Taxes	\$ 2,108.78	\$ 0.00	\$ 0.00	\$ 0.00
Interest (Include Lien Conversion)	\$ 10.89	\$ 845.15	\$ 0.00	\$ 0.00
Penalties	\$ 0.00	\$ 146.00	\$ 0.00	\$ 0.00
Excavation Tax	\$ 0.00	\$ 0.00	\$ 0.00	\$ 0.00
Utility Charges	\$ 0.00	\$ 0.00	\$ 0.00	\$ 0.00
Betterment Taxes	\$ 0.00	\$ 0.00	\$ 0.00	\$ 0.00
Conversion To Lien (Principal only)	\$ 0.00	\$ 6,990.63	\$ 0.00	\$ 0.00
Discounts Allowed	\$ 0.00	\$ 0.00	\$ 0.00	\$ 0.00

Abatements Made	Levy For Year of this Report	PRIOR LEVIES		
		2016	2015	2014+
Property Taxes	\$ 3.00	\$ 0.29	\$ 0.00	\$ 0.00
Resident Taxes	\$ 0.00	\$ 0.00	\$ 0.00	\$ 0.00
Land Use Change Taxes	\$ 0.00	\$ 0.00	\$ 0.00	\$ 0.00
Yield Taxes	\$ 0.00	\$ 0.00	\$ 0.00	\$ 0.00
Excavation Tax	\$ 0.00	\$ 0.00	\$ 0.00	\$ 0.00
Utility Charges	\$ 0.00	\$ 0.00	\$ 0.00	\$ 0.00
Betterment Taxes	\$ 0.00	\$ 0.00	\$ 0.00	\$ 0.00
Current Levy Deeded	\$ 0.00	\$ 0.00	\$ 0.00	\$ 0.00

Uncollected Taxes - End of Year #1080	Levy For Year of this Report	PRIOR LEVIES		
		2016	2015	2014+
Property Taxes	\$ 36,651.04	\$ 0.00	\$ 0.00	\$ 0.00
Resident Taxes	\$ 0.00	\$ 0.00	\$ 0.00	\$ 0.00
Land Use Change Taxes	\$ 0.00	\$ 0.00	\$ 0.00	\$ 0.00
Yield Taxes	\$ 0.00	\$ 0.00	\$ 0.00	\$ 0.00
Excavation Tax	\$ 0.00	\$ 0.00	\$ 0.00	\$ 0.00
Utility Charges	\$ 0.00	\$ 0.00	\$ 0.00	\$ 0.00
Betterment Taxes	\$ 0.00	\$ 0.00	\$ 0.00	\$ 0.00
Property Tax Credit Balance	\$ 0.00	\$ 0.00	\$ 0.00	\$ 0.00

Total Credits	\$ 286,585.03	\$ 189,583.32	\$ 0.00	\$ 0.00
----------------------	----------------------	----------------------	----------------	----------------

TAX COLLECTOR'S REPORT

For the Municipality of

ELLSWORTH/TAX COL

Year Ending

12/31/2017

SUMMARY OF DEBITS

	Last Year's Levy	PRIOR LEVIES		
		2016	2015	2014+
Unredeemed Liens Balance - Beginning of Fiscal Year		\$ 0.00	\$ 5,920.12	\$ 5,031.18
Liens Executed During Fiscal Year	\$ 0.00	\$ 7,584.31	\$ 0.00	\$ 0.00
Interest & Costs Collected (After Lien Execution)	\$ 0.00	\$ 258.48	\$ 1,359.95	\$ 1,060.10
Total Debits	\$ 0.00	\$ 7,842.79	\$ 7,280.07	\$ 6,091.28

SUMMARY OF CREDITS

	Last Year's Levy	PRIOR LEVIES		
		2016	2015	2014+
Redemptions	\$ 0.00	\$ 4,944.10	\$ 3,409.98	\$ 5,031.18
Interest & Costs Collected #3190 (After Lien Execution)	\$ 0.00	\$ 258.48	\$ 1,359.95	\$ 1,060.10
Abatements of Unredeemed Liens	\$ 0.00	\$ 10.74	\$ 0.00	\$ 0.00
Liens Deeded to Municipality	\$ 0.00	\$ 0.00	\$ 0.00	\$ 0.00
Unredeemed Liens End of Fiscal Year #1110	\$ 0.00	\$ 2,629.47	\$ 2,510.14	\$ 0.00
Total Credits	\$ 0.00	\$ 7,842.79	\$ 7,280.07	\$ 6,091.28

Summary of Elderly Liens	Last Year's Levy	2016	2015	2014+
Unredeemed Elderly Liens Beg. of FY		\$ 0.00	\$ 0.00	\$ 0.00
Elderly Liens Executed During FY	\$ 0.00	\$ 0.00	\$ 0.00	\$ 0.00
Elderly Liens Interests & Costs Collected	\$ 0.00	\$ 0.00	\$ 0.00	\$ 0.00
Total Elderly Lien Debits:	\$ 0.00	\$ 0.00	\$ 0.00	\$ 0.00
Elderly Redemptions	\$ 0.00	\$ 0.00	\$ 0.00	\$ 0.00
Elderly Liens Interests & Costs Collected	\$ 0.00	\$ 0.00	\$ 0.00	\$ 0.00
Abatements of Unredeemed Liens	\$ 0.00	\$ 0.00	\$ 0.00	\$ 0.00
Unredeemed Elderly Liens End of FY	\$ 0.00	\$ 0.00	\$ 0.00	\$ 0.00
Total Elderly Lien Credits:	\$ 0.00	\$ 0.00	\$ 0.00	\$ 0.00



Tax Rate Breakdown Ellsworth

Municipal Tax Rate Calculation			
Jurisdiction	Tax Effort	Valuation	Tax Rate
Municipal	\$76,943	\$13,636,832	\$5.64
County	\$26,108	\$13,636,832	\$1.91
Local Education	\$150,892	\$13,636,832	\$11.07
State Education	\$29,925	\$13,252,232	\$2.26
Total	\$283,868		\$20.88

Village Tax Rate Calculation			
Jurisdiction	Tax Effort	Valuation	Tax Rate
Total			

Tax Commitment Calculation	
Total Municipal Tax Effort	\$283,868
War Service Credits	(\$400)
Village District Tax Effort	
Total Property Tax Commitment	\$283,468

11/14/2017

Stephan Hamilton
Director of Municipal and Property Division
New Hampshire Department of Revenue Administration

Appropriations and Revenues

Municipal Accounting Overview

Description	Appropriation	Revenue
Total Appropriation	\$129,919	
Net Revenues (Not Including Fund Balance)		(\$51,846)
Fund Balance Voted Surplus		\$0
Fund Balance to Reduce Taxes		(\$5,121)
War Service Credits	\$400	
Special Adjustment	\$0	
Actual Overlay Used	\$3,591	
Net Required Local Tax Effort	\$76,943	

County Apportionment

Description	Appropriation	Revenue
Net County Apportionment	\$26,108	
Net Required County Tax Effort	\$26,108	

Education

Description	Appropriation	Revenue
Net Local School Appropriations	\$211,443	
Net Cooperative School Appropriations		
Net Education Grant		(\$30,626)
Locally Retained State Education Tax		(\$29,925)
Net Required Local Education Tax Effort	\$150,892	
State Education Tax	\$29,925	
State Education Tax Not Retained	\$0	
Net Required State Education Tax Effort	\$29,925	

Valuation

Municipal (MS-1)

Description	Current Year	Prior Year
Total Assessment Valuation with Utilities	\$13,636,832	\$13,449,932
Total Assessment Valuation without Utilities	\$13,252,232	\$13,065,332

Village (MS-1V)

Description	Current Year
-------------	--------------

Ellsworth

Tax Commitment Verification

2017 Tax Commitment Verification - RSA 76:10 II

Description	Amount
Total Property Tax Commitment	\$283,468
1/2% Amount	\$1,417
Acceptable High	\$284,885
Acceptable Low	\$282,051

If the amount of your total warrant varies by more than 1/2%, the MS-1 form used to calculate the tax rate might not be correct. The tax rate will need to be recalculated. Contact your assessors immediately and call us at 603.230.5090 before you issue the bills. See RSA 76:10, II

Commitment Amount	283,469. ⁰⁰
Less amount for any applicable Tax Increment Financing Districts (TIF)	
Net amount after TIF adjustment	

Under penalties of perjury, I verify the amount above was the 2017 commitment amount on the property tax warrant.

Tax Collector/Deputy Signature:

Don M. O'Brien

Date:

11/14/17

Requirements for Semi-Annual Billing

Pursuant to RSA 76:15-a

76:15-a Semi-Annual Collection of Taxes in Certain Towns and Cities - I. Taxes shall be collected in the following manner in towns and cities which adopt the provisions of this section in the manner set out in RSA 76:15-b. A partial payment of the taxes assessed on April 1 in any tax year shall be computed by taking the prior year's assessed valuation times 1/2 of the previous year's tax rate; provided, however, that whenever it shall appear to the selectmen or assessors that certain individual properties have physically changed in valuation, they may use the current year's appraisal times 1/2 the previous year's tax rate to compute the partial payment.

Ellsworth	Total Tax Rate	Semi-Annual Tax Rate
Total 2017 Tax Rate	\$20.88	\$10.44

Associated Villages

No associated Villages to report

**Town of Ellsworth
Treasurer's Report
January 1, 2017 – December 31, 2017**

**Checking Account 5509
Northway Bank**

Balance 1/1/2017	\$28,582.44
Deposits 2017	\$510,355.01
Interest Accrued 2017	\$ 2.77
Accounts Payable	\$ 417,060.54
Balance as of 12/31/2017	\$121,879.68

Respectfully Submitted

Karen M. Norris

**Karen M. Norris
Treasurer**

TOWN CLERK REPORT
2017

AUTOMOBILE REGISTRATIONS (135 ISSUED)	\$18,731.80
TITLES (24 ISSUED)	48.00
DOG LICENSES (37 ISSUED)	220.00
FILING FEES	9.00

	\$ 19,008.80

Don M. O'Brien
Ellsworth Town Clerk

Report of Trustees of the Trust Funds

January 1, 2017 – December 31, 2017

CAPITAL RESERVE FUND

FOR REVALUATION OF TOWN

NORTHWAY BANK (A# 5450047)

Balance 01/01/2017	\$2,000.00
--------------------	------------

Accrued Interest	.20
------------------	-----

Balance 12/31/2017	\$4,000.20
--------------------	------------

CAPITAL RESERVE FUND

FOR TRANSFER STATION IMPROVEMENTS CRF

NORTHWAY BANK (A# 5450055)

Balance 01/01/2017	\$2,000.00
--------------------	------------

Accrued Interest	.20
------------------	-----

Balance 12/31/2017	\$4,000.20
--------------------	------------

Trustees of the Trust Funds

Jay Wagner

James Dauphine

Arnold Parker

CHECK LEDGER 2017

01/09/17	ACH	FAIRPOINT	TOWN HOUSE EXPENSE	\$76.74
01/17/17	2405	ELL SCHOOL DIST	2016/2017	70,000.00
01/30/17	ACH	NHEC	TOWN HOUSE EXPENSE	29.22
02/07/17	ACH	FAIRPOINT	TOWN HOUSE EXPENSE	76.58
02/09/17	ACH	DELUXE CHECKS	FINANCIAL ADMINISTRATION	89.89
02/14/17	2406	ELL SCHOOL DST	2016/2017	90,000.00
02/14/17	2407	VERIZON	TOWN HOUSE EXPENSE	100.00
02/14/17	2408	LEONARD CLAYTON	WINTER MAINTENANCE	4750.00
02/14/17	2409	NATE MYLES	WINTER MAINTENANCE	700.00
02/14/17	2410	STAPLES	FINANCIAL ADMINISTRATION	108.95
02/14/17	2411	MITCHELL MUNICIPAL	LEGAL	235.20
02/14/17	2412	GR CO REG OF DEEDS	FINANCIAL ADMINISTRATION	2.47
02/14/17	2413	PRICE DIGESTS	FINANCIAL ADMINISTRATION	59.95
02/14/17	2414	AVITAR ASSOCIATES	FINANCIAL ADMINISTRATION	754.00
02/14/17	2415	DONNA O'BRIEN	FINANCIAL ADMINISTRATION	1360.00
02/27/17	ACH	NHEC	TOWN HOUSE EXPENSE	29.67
02/27/17	ACH	FAIRPOINT	TOWN HOUSE EXPENSE	76.55
03/16/17	2416	VOID		
03/16/17	2417	MITCHELL MUNICIPAL	LEGAL	555.71
03/16/17	2418	LEONARD CLAYTON	WINTER MAINTENANCE	5800.00
03/16/17	2419	NATE MYLES	WINTER MAINTENANCE	715.00
03/16/17	2420	LAKES REG MUT FIRE	PUBLIC SAFETY	5692.78
03/16/17	2421	C/T FIRE DEPT	PUBLIC SAFETY	10,026.67
03/16/17	2422	TOWN OF RUMNEY	PUBLIC SAFETY	800.00
03/16/17	2423	TOWN OF RUMNEY	PUBLIC SAFETY	250.00
03/16/17	2424	TOWN OF RUMNEY	SANITATION	1050.00
03/16/17	2425	PEMI BAK H HEALTH	ARTICLE 6	405.00
03/16/17	2426	RED CROSS	ARTICLE 6	100.00
03/16/17	2427	TRI COUNTY CAP	ARTICLE 6	200.00
03/16/17	2428	GR CO SENIOR CIT	ARTICLE 6	100.00
03/16/17	2429	NH MUN ASSOC	AD & REG ASSOC	1020.00
03/16/17	2430	NORTH CO COUNCIL	AD & REG ASSOC	141.06
03/16/17	2431	NHAAO	AD & REG ASSOC	20.00
03/16/17	2432	NHCTC	AD & REG ASSOC	20.00
03/16/17	2433	NHTAXCOLL	AD & REG ASSOC	20.00
03/16/17	2434	EMILY HAYES	OVERPAYMENT OF TAXES	39.32
03/16/17	2435	LOUIS WYMAN	OVERPAYMENT OF TAXES	7.96
03/16/17	2436	ALEX FINLAYSON	OVERPAYMENT OF TAXES	17.43
03/16/17	2437	STEVEN TAVES	WINTER MAINTENANCE	400.00
03/16/17	2438	DONNA O'BRIEN	MILEAGE/REIMBURESE	51.94
03/16/17	2439	U.S. POSTAL SERVICE	FINANCIAL ADMINISTRATION	206.03
03/20/17	2440	POULOS INS.	INSURANCE	3589.00

03/30/17	ACH	NHEC	TOWN HOUSE EXPENSE	30.11
03/31/17	2441	AVITAR	ASSESSING	831.45
03/31/17	2442	ELLS SCHOOL DIST	2016/2017	10,000.00
04/03/17	ACH	HUGHESNET	TOWN HOUSE EXPENSE	86.93
04/04/17	2443	TRUE COLORS	FINANCIAL ADMINISTRATION	438.10
04/07/17	ACH	FAIRPOINT	TOWN HOUSE EXPENSE	76.55
04/11/17	2444	NATE MYLES	WINTER MAINTENANCE	390.00
04/11/17	2445	STAPLES	FINANCIAL ADMINISTRATION	92.98
04/27/17	ACH	NHEC	TOWN HOUSE EXPENSE	29.37
05/09/17	2446	TREASURER,ST/NH	FINANCIAL ADMINISTRATION	83.00
05/09/17	2447	NATE MYLES	WINTER MAINTENANCE	450.00
05/09/17	2448	NFP	INSURANCE	267.00
05/09/17	2449	MITCHELL MUNICIPAL	LEGAL	361.35
05/09/17	2450	LEONARD CLAYTON	WINTER MAINTENANCE	4775.00
05/10/17	ACH	FAIRPOINT	TOWN HOUSE EXPENSE	76.71
05/15/17	2451	ARNOLD GRANT	OVERPAYMENT OF TAXES	11.83
05/15/17	2452	JOANN COUGHLIN	OVERPAYMENT OF TAXES	11.30
05/15/17	2453	DPS COMPUTERS	EQUIPMENT & MAINTENANCE	159.00
05/26/17	ACH	NHEC	TOWN HOUSE EXPENSE	30.39
05/30/17	2454	VERIZON	TOWN HOUSE EXPENSE	100.00
05/30/17	2455	DONNA O'BRIEN	FINANCIAL ADMINISTRATION	2040.00
06/07/17	ACH	HUGHESNET	TOWN HOUSE EXPENSE	86.93
06/09/17	ACH	FAIRPOINT	TOWN HOUSE EXPENSE	76.74
06/13/17	2456	PVWS DISTRICT	SANITATION	100.00
06/13/17	2457	PEMIBSOLIDWASTE	SANITATION	175.58
06/13/17	2458	MITCHELL MUNICIPAL	LEGAL	626.51
06/13/17	2459	GR CO REG OF DEEDS	FINANCIAL ADMINISTRATION	2.49
06/13/17	2460	AVITAR	FINANCIAL ADMINISTRATION	46.25
06/13/17	2461	STAPLES	EQUIPMENT & MAINTENANCE	589.98
06/29/17	ACH	NHEC	TOWN HOUSE EXPENSE	29.36
07/10/17	ACH	FAIRPOINT	TOWN HOUSE EXPENSE	76.74
07/11/17	2462	C/T FIRE DEPT	PUBLIC SAFETY	10,026.67
07/11/17	2463	VERIZON	TOWN HOUSE EXPENSE	100.00
07/11/17	2464	T& E BENDER	ABATEMENT	102.96
07/27/17	ACH	NHEC	TOWN HOUSE EXPENSE	28.93
08/09/17	ACH	FAIRPOINT	TOWN HOUSE EXPENSE	76.74
08/09/17	2465	TOWN OF ELLSWORTH	TAX LIENS	7584.31
08/09/17	2466	AVITAR	ASSESSING	659.05
08/09/17	2467	MARK JOHNSTON	SUMMER MAINTENANCE	2340.00
08/09/17	2468	DIRT DESIGNS	SUMMER MAINTENANCE	16,809.50
08/23/17	2469	DONNA O'BRIEN	FINANCIAL ADMINISTRATION	1360.00
08/29/17	ACH	NHEC	TOWN HOUSE EXPENSE	29.07
09/11/17	ACH	FAIRPOINT	TOWN HOUSE EXPENSE	76.83
09/12/17	2470	GR CO REG DEEDS	FINANCIAL ADMINISTRATION	8.49

09/12/17	2471	AVITAR	ASSESSING	727.50
09/12/17	2472	CAI TECHNOLOGIES	FINANCIAL ADMINISTRATION	1020.00
09/12/17	2473	DONNA O'BRIEN	F/A TAX LIENS	128.00
09/12/17	2474	DONNA O'BRIEN	F/A TOWN CLERK FEES	316.50
09/12/17	2475	DONNA O'BRIEN	FINANCIAL ADMINISTRATION	1360.00
09/27/17	ACH	NHEC	TOWN HOUSE EXPENSE	29.07
09/28/17	ACH	OD FEE		32.00
10/02/17	ACH	HUGHESNET	TOWN HOUSE EXPENSE	86.93
10/10/17	ACH	FAIRPOINT	TOWN HOUSE EXPENSE	71.56
10/17/17	2476	APPLEWOOD PMANG	WINTER MAINTENANCE	75.00
10/17/17	2477	MARK JOHNSTON	SUMMER MAINTENANCE	1608.00
10/17/17	2478	TRUE COLORS	FINANCIAL ADMINISTRATION	61.30
10/27/17	ACH	NHEC	TOWN HOUSE EXPENSE	29.07
11/02/17	2479	U.S. POSTAL SERV.	FINANCIAL ADMINISTRATION	98.00
11/02/17	2480	TOWN OF THORNTON	SANITATION	4795.89
11/02/17	2481	ELLSWORTH SCHOOL DIST.	2016/2017	3000.00
11/09/17	ACH	FAIRPONT	TOWN HOUSE EXPENSE	71.89
11/14/17	2482	LARRY CLAY	OVERPAYMENT M.V.	338.00
11/14/17	2483	BRIAN FOULDS	REIMBURSEMENT	99.00
11/14/17	2484	KAREN NORRIS	TREASURER	1000.00
11/14/17	2485	AVITAR	ASSESSING	181.25
11/14/17	2486	GR CO REG DEEDS	FINANCIAL ADMINISTRATION	4.98
11/14/17	2487	M JOHNSTON CONST	SUMMER MAINTENANCE	504.00
11/14/17	2488	MITCHELL MUNICIPAL	LEGAL	117.00
11/21/17	2489	ELLSWORTH SCHOOL DIST.	2016/2017	3670.00
11/21/17	2490	NATE MYLES	SUMMER MAINTENANCE	350.00
11/21/17	2491	DONNA O'BRIEN	FINANCIAL ADMINISTRATION	1700.00
11/28/17	ACH	NHEC	TOWN HOUSE EXPENSE	29.26
11/30/17	2492	C/T FIRE DEPT.	PUBLIC SAFETY	10,026.66
11/30/17	2493	LEONARD CLAYTON	SUMMER MAINTENANCE	845.00
11/30/17	2494	GR COUNTY TREASURER	GRAFTON COUNTY TAXES	26,108.00
11/30/17	ACH	HUGHESNET	TOWN HOUSE EXPENSE	86.93
12/11/17	ACH	FAIRPOINT	TOWN HOUSE EXPENSE	71.98
12/12/17	2495	RICHARD MURPHY	OVERPAYMENT OF TAXES	204.51
12/12/17	2496	VERIZON	TOWN HOUSE EXPENSE	100.00
12/12/17	2497	ELLSWORTH SCHOOL DIST	2016/2017	31,987.00
12/12/17	2498	LEONARD CLAYTON	WINTER MAINTENANCE	2150.00
12/12/17	2499	VOID		
12/12/17	2500	FAIRPOINT COMMUNICATIONS	ABATEMENT	2901.67
12/12/17	2501	2020 REVAL CAP RESERVE FUND	REVALUATION 2020	2000.00
12/12/17	2502	TRANSFER STAT CAP RES FUND	TRANSFER STATION CRF	2000.00
12/12/17	2503	MITCHELL MUNICIPAL	LEGAL	40.00
12/12/17	2504	STEVEN TAVES	SELECTMAN	1200.00
12/12/17	2505	MICHAEL O'BRIEN	SELECTMAN	1200.00

12/12/17	2506	ANTHONY LANDROCHE	SELECTMAN	1200.00
12/12/17	2507	DONNA O'BRIEN	TOWN CLERK	1000.00
12/12/17	2508	DONNA O'BRIEN	TAX COLLECTOR	1000.00
12/12/17	2509	PAUL NORRIS	MODERATOR	60.00
12/12/17	2510	JAY WAGNER	CHECKLIST SUPERVISOR	160.00
12/12/17	2511	CARL DETZEL	CHECKLIST SUPERVISOR	60.00
12/12/17	2512	TAMMY LAWLER	AUDITOR	200.00
12/12/17	2513	JAY WAGNER	CEMETERY	500.00
12/12/17	2514	JAY WAGNER	EMD	200.00
12/12/17	2515	JAY WAGNER	SUMMER MAINTENANCE	200.00
12/12/17	2516	N C COUNCIL	PLANNING BOARD	8.00
12/12/17	2517	STEVE TAVES	SUMMER MAINTENANCE	200.00
12/12/17	2518	HANNA STARCK	CHECKLIST SUPERVISOR	60.00
12/12/17	2519	STAPLES	FINANCIAL ADMINISTRATION	404.57
12/12/17	2520	ELLSWORTH SCHOOL DIST	2017/2018	35,000.00
12/27/17	ACH	NHEC	TOWN HOUSE EXPENSE	29.41
12/31/17	2521	DIRTDESIGNS	SUMMER MAINTENANCE	1902.00
12/31/17	2522	EMERY & GARRETT	SANITATION	40.00
12/31/17	2523	GR CO REG DEEDS	FINANCIAL ADMINISTRATION	2.49
12/31/17	2524	NATE MYLES	WINTER MAINTENANCE	885.00
12/31/17	2525	LEONARD CLAYTON	WINTER MAINTENANCE	6865.00
12/31/17	2526	TOWN OF THORNTON	SANITATION	990.81
12/31/17	2527	STAPLES	FINANCIAL ADMINISTRATION	9.01
12/31/17	2528	DONNA O'BRIEN	FINANCIAL ADMINISTRATION	1020.00
12/31/17	2529	DONNA O'BRIEN	TOWN CLERK FEES	155.50
12/31/17	2530	DONNA O'BRIEN	REIMBURSEMENTS	158.24
12/31/17	2531	HUGHESNET	TOWN HOUSE EXPENSE	173.86
12/31/17	2532	VERIZON •	TOWN HOUSE EXPENSE	200.00
12/31/17	2533	TRUE COLORS	FINANCIAL ADMINISTRATION	20.00
12/31/17	2534	TOWN OF RUMNEY	PUBLIC SAFETY	182.93
12/31/17	2535	AVITAR	ASSESSING	326.25

2017 DEPOSIT LEDGER
CHECKING ACCOUNT # 5509 NORTHWAY BANK

01/04/17	TAX COLLECTOR #1	\$16,811.00
01/04/17	TAX COLLECTOR #2	5,695.00
01/04/17	TOWN CLERK JAN #1	262.00
01/09/17	TAX COLLECTOR #3	9,509.50
01/09/17	TAX COLLECTOR #4	8,341.00
01/13/17	TAX COLLECTOR #5	22,419.00
01/13/17	TAX COLLECTOR #6	42,277.00
01/17/17	TAX COLLECTOR #7	12,237.00
01/17/17	TOWN CLERK JAN #2	655.50
01/17/17	TAX COLLECTOR #8	22,989.00
01/18/17	C/T FIRE DEPT	728.36
01/18/17	TAX COLLECTOR #9	4,324.00
01/19/17	TAX COLLECTOR #10	3,149.00
01/24/17	TAX COLLECTOR #11	5,106.00
01/26/17	TAX COLLECTOR #12	5,843.41
01/27/17	TAX COLLECTOR #13	3,929.33
01/27/17	TOWN CLERK JAN #3	513.00
01/31/17	INTEREST JAN	.75
02/01/17	TAX COLLECTOR #14	981.54
02/03/17	OVERPAYMENT REFUND	181.71
02/03/17	TAX COLLECTOR #15	548.00
02/03/17	TAX COLLECTOR #16	200.00
02/08/17	TAX COLLECTOR #17	300.00
02/16/17	TAX COLLECTOR #18	1,650.00
02/22/17	C/T FIRE DEPT	29.32
02/22/17	TAX COLLECTOR #19	210.12
02/29/17	INTEREST FEB	.46
03/07/17	TOWN CLERK FEB	335.00
03/07/17	TAX COLLECTOR #20	10,609.67
03/08/17	STATE OF NH	1146.60
	HIGHWAY BLOCK GRANT	
03/17/17	TAX COLLECTOR #21	1000.00
03/21/17	C/T FIRE DEPT	374.48
03/21/17	TAX COLLECTOR #22	828.55
03/23/17	TAX COLLECTOR #23	1638.27
03/30/17	TAX COLLECTOR #24	1341.34
03/31/17	TAX COLLECTOR #25	200.00
03/31/17	TOWN CLERK MAR#1	303.50
03/31/17	INTEREST MARCH	.31
04/04/17	TOWN CLERK MAR #2	120.00
04/18/17	C/T FIRE DEPT	205.48

04/30/17	INTEREST APR		.01
05/01/17	TOWN CLERK APR		1350.50
05/03/17	STATE OF NH	HIGHWAY BLOCK GRANT	1146.49
05/08/17	TOWN CLERK MAY#1		420.00
05/11/17	BANK ERROR		60.00
05/13/17	C/T FIRE DEPT		971.83
05/13/17	TOWN CLERK MAY#2		783.00
05/13/17	TAX COLLECTOR #26		3167.55
05/19/17	TAX COLLECTOR #27		750.00
05/22/17	TAX COLLECTOR #28	TIMBER	1869.51
05/31/17	INTEREST MAY		.01
06/01/17	TOWN CLERK MAY#3		454.00
06/15/17	TOWN CLERK JUN#1		918.00
06/21/17	TOWN CLERK JUN#2		559.00
06/21/17	STATE OF NH	UCC	15.00
06/21/17	C/T FIRE DEPT		89.42
06/26/17	FEDERAL GOVERNMENT	P.I.L.T.	14,826.00
06/30/17	TOWN CLERK JUN#3		2730.00
06/30/17	STATE OF NH	VOTER CHECKLIST	300.00
06/30/17	INTEREST JUNE		.04
07/18/17	C/T FIRE DEPT		501.81
07/31/17	INTEREST JULY		.16
08/01/17	STATE OF NH	SB38 HIGHWAY BLOCK GRANT	4949.05
08/01/17	TOWN CLERK JULY		286.00
08/04/17	STATE OF NH	HIGHWAY BLOCK GRANT	1754.91
08/04/17	TOWN CLERK AUG#1		193.00
08/09/17	TAX COLLECTOR #29	TAX LIENS	7584.31
08/16/17	TOWN CLERK AUG#2		638.50
08/23/17	C/T FIRE DEPT		291.96
08/31/17	TOWN CLERK AUG#3		371.00
08/31/17	INTEREST AUG		.07
09/07/17	TOWN CLERK SEP#1		857.00
09/18/17	TOWN CLERK SEP#2		801.00
09/18/17	MISC. COPIES		5.95
09/18/17	PISTOL PERMIT		10.00
09/21/17	C/T FIRE DEPT		128.97
09/29/17	REVERSE OD		32.00
09/30/17	TOWN CLERK SEP#3		1373.00
10/02/17	TOWN CLERK OCT#1		768.00
10/06/17	TOWN CLERK OCT#2		607.00
10/16/17	C/T FIRE DEPT		434.10
10/17/17	TOWN CLERK OCT#3		193.80
10/18/17	TAX COLLECTOR #30		800.00
10/25/17	MISC. COPIES		25.00

10/25/17	TOWN CLERK OCT#4		160.00
10/27/17	STATE OF NH	HIGHWAY BLOCK GRANT	1754.91
10/27/17	TAX COLLECTOR #31		8615.83
10/31/17	INTEREST OCT		.01
11/03/17	TOWN CLERK NOV#1		766.00
11/15/17	TAX COLLECTOR #32		542.00
11/16/17	TOWN CLERK NOV#2		898.00
11/17/17	C/T FIRE DEPT		899.25
11/20/17	C/T FIRE DEPT		330.78
11/20/17	TAX COLLECTOR #33		3811.00
11/28/17	TAX COLLECTOR #34		20,813.00
11/28/17	TAX COLLECTOR #35		20,881.00
11/28/17	TAX COLLECTOR #36		11,045.00
11/30/17	TOWN CLERK NOV#3		401.00
11/30/17	TAX COLLECTOR #37	TIMBER	239.27
11/30/17	INTEREST NOV		.08
12/01/17	TAX COLLECTOR #38		26,466.51
12/05/17	TAX COLLECTOR #39		7063.00
12/07/17	TOWN CLERK DEC#1		985.00
12/07/17	TAX COLLECTOR #40		17,117.50
12/07/17	TAX COLLECTOR #41		9435.00
12/07/17	TAX COLLECTOR #42		8005.96
12/07/17	TAX COLLECTOR #43		53,780.00
12/11/17	TAX COLLECTOR #44		11,961.00
12/15/17	TAX COLLECTOR #45		19,297.00
12/19/17	TAX COLLECTOR #46		18,511.00
12/19/17	TAX COLLECTOR #47		18,736.00
12/28/17	TAX COLLECTOR #48		2524.64
12/28/17	STATE OF NH	ROOMS AND MEALS	4381.52
12/29/17	INTEREST DEC		.87
12/30/17	TOWN CLERK DEC#2		500.50
12/30/17	TAX COLLECTOR #49		424.00

Dear Residents,

As I reflect on 2017, I must start off by thanking everyone for their support! 2017 was our busiest year on record with 799 emergency calls. Many of those calls were significant events, including the July 1st rain storm and October 30th wind/rain storm. The outpouring of support for our members did not go unnoticed. Whether it was a child delivering cookies to the engine while they stood by with downed power lines, to the numerous thank you cards we received or food dropped off while we were out during storms, it was greatly appreciated.

For the last several years, we have seen an increase in the number of technical/ water rescue calls we respond to and 2017 was no different. We responded to over a dozen of such incidents, including the May rescue of a man that slid into the falls at Livermore Falls, the July water rescues at Branch Brook Campground in Campton and the Pemigewasset River in Thornton, where a child was trapped in an eddy, behind a rock, neck deep in frigid water. We also assisted Plymouth and Rumney with water rescues in October. I must again thank you all for the support, which allowed us sufficient funding to train for and purchase the equipment necessary to effect rescues and ultimately save lives. Obviously, we couldn't do it alone, many thanks to our neighboring departments for helping us out.

We took delivery of the new rescue truck, in early August. Members trained on driving and operating the new unit, mounted equipment and it went into service a few weeks later. Since going in service, it has responded to many incidents. It is equipped to handle a wide variety of calls.

Throughout the first half of the year, our primary ambulance, which was the first unit bought in 2007, encountered significant, repeated mechanical issues, fortunately, we were able to locate a used unit from Missouri, which had low miles and purchased it. Two department members drove the unit back, nearly 2,000 miles and in early September, it was put into service. We were able to make repairs to the first unit, and it now is used a back-up unit, mainly when the primary ambulance is out of service for maintenance/ repairs, or an additional call comes in requiring an ambulance to respond.

Two of our Full-Time FF/EMTs moved on to new positions in 2017. FF/EMT Ian McKinnon was hired at the Burlington, VT Fire Department and FF/EMT Tom Hartwell was hired to work at the Littleton, NH Fire Department. We wish them both well in their new endeavors. We hired two individuals to fill the vacancies, FF/EMT Cyle Moore, who started as an explorer with our department, started full-time in August. Also starting in August was Jared Beard, who comes to us from the Hillsborough, NH Fire Department, where he works as a Call FF/EMT.

Many of our members spent a significant amount of time training throughout the year. From classes such as EMT and Firefighter I, to technical classes such as swiftwater and rope

rescue technician, many hours were put into advancing their skills. EMS and Firefighter classes are generally 130-150 hours each, and are most often taken at night, twice a week. For the second year in a row, we were able to conduct live burn training, which is extremely valuable to mimic the conditions of an actual fire.

Take a moment to ensure your safety, by checking that smoke and carbon monoxide detectors are working properly, are no older than 10 years and that batteries were changed within the last 6 months. Also, please remember to slow down and move over on the roadways when approaching emergency scenes and work zones, we had several near-miss incidents, mainly on I-93 during storms, in which our apparatus were nearly struck by vehicles neglecting to slow down in advance of the scene.

In closing, we look forward to serving you another year, and thank you again for your continued support. Have a safe and happy 2018!

Respectfully Submitted,

Daniel Defosses

Daniel Defosses

Fire Chief

Campton-Thornton Fire Rescue

Campton-Thornton Fire Rescue Roster:

Chief: Daniel Defosses

Deputy Chief: Ian Halm

Administrative Assistant: Julie O'Neill

Treasurer: Deborah Sullivan

Company 1	Company 2	Company 3	Company 4
Lieutenant	Lieutenant	Lieutenant	Lieutenant
Josh Fitz	Paul Steele	Dave Lavoie	Daniel Custance
Chris Yaeger	Erin Smith	Alex Dria	Ted Smith
Jared Beard	Paul Piscitelli	Haley Vincent	Pat Dunaway
Scott Cathy	Josh Hill	Olivia Franklin	Marshall Miller
Jamie Tuttle	Cyle Moore	Michael Parker	Chris Samiya
Mike Pomerantz	Mike Magee	Samantha Keeney	Matt Abear
Peter Hicks			



Campton-Thornton Fire Rescue

Calls 2017

Call Type	January	February	March	April	May	June	July	August	September	October	November	December	Total
Building Fire				1	2						1	2	6
1st Alarm Building	1						1					2	5
2nd Alarm Building	1	1			1		1				2	1	5
Chimney Fire		1	1								1		4
CO Detector W/illness						1						2	4
CO Detector W/O illness	5	1	1	1				1		2	3	1	15
Cover Engine		2	1					1	2	2			8
Electrical Problem						2				2			4
Elevator Rescue									1				1
Emergency Transfer									2				2
Fire Alarm	4	3	5	2	1	4	7	5	10	9	3	7	60
Fuel Spill					1		1				3		8
Gas Leak Inside				1	1				1			2	2
Gas Leak Outside		1			1								2
Hazardous Condition													3
Medical	38	33	24	29	28	36	38	27	35	40	39	32	399
Miscellaneous Fire								1		1			2
Motor Vehicle Fire	1	1		1	2				1	1			7
MVA	6	7	11		3	6	7	5	4	5	4	7	65
MVA Extrication	1	1	2			1		1					6
Odor Investigation	2			1			1						4
Outside Fire		1	2	2	2	2	1	1	1	5	5		22
1st Alarm Outside Fire													0
2nd Alarm Outside Fire													0
3rd Alarm Outside Fire													0
Paramedic Intercept	1	1							1				3
Search				1	1					1			4
FMS Service Call	1			1	1		5	8	1	3	2	3	25
FD Service Call	1	1	2	4	3		12	3	3	13		4	46
Smoke In the Building	1	1	1	1				1	1	1		3	9
Smoke Investigation				2			2	1		1		3	7
Transformer Fire		1								1			5
Tree/ Wires Down				1	2	1	2	3	4	35	4	5	57
Technical Rescue										1			1
1st Alarm Technical Rescue													0
2nd Alarm Technical Rescue						1							0
Water Rescue				1						2			5
1st Alarm Water Rescue					1		1		1	1			5
3rd Alarm Water Rescue							2						1
ERROR		1					1	1					2

Total	63	57	50	49	51	54	84	59	69	125	68	72	801
By Community	January	February	March	April	May	June	July	August	September	October	November	December	Total
Campton	34	30	33	23	28	29	52	26	46	66	40	42	449
Elsworth		1					2	2		1	3		9
Thornton	24	16	14	19	19	21	27	26	14	37	20	19	256
Plymouth	2	1		2		1	3	1	3	6	1	1	21
Runney										1			1
Bristol					1						1		2
Bridgewater													0
Warren												1	1
Waterville Valley		4	1	2	2	1		2	3	4	2	7	28
Woodstock	1	1	2	1		1		1	3	6			16
Lincoln	1	2						1		2	1	2	11
Ashland	1				1	1							1
Hebron													0
Wentworth													0
Groton		1										1	1
Holderness		1		2						2			5
Tilton													0
ERROR	1	1						1					2
Total	63	57	50	49	51	54	84	59	69	125	68	72	801

Acct	Campton/Thornton Fire Dept Budget	Proposed 2018 Budget	2017 Budget	2017 to 2018 Variance	2017 Expended
4220.00	Payroll - Fire Chief FT	60,672.66	58,317.00	2,355.66	58,317
	Payroll - Lieutenant FT	48,342.32	43,222.00	5,120.32	43,084
	Payroll- FF/Paramedic FT	43,378.40	39,561.00	3,817.40	37,073
	Payroll- FF/AEMT FT	38,459.20	36,067.00	2,392.20	27,075
	Payroll - FF/AEMT FT	38,459.20	35,776.00	2,683.20	29,859
	Payroll - Admin	39,540.80	38,002.00	1,538.80	37,987
	Sub Total	268,852.58	250,945.00	17,907.58	233,395
4220.01	Payroll - Call Company	45,150.00	59,583.00	(14,433.00)	35,362
4220.02	Payroll - Night Call	32,850.00	30,640.00	2,210.00	27,266
4220.03	Payroll - Overtime Full Time	19,300.54	22,334.00	(3,033.46)	24,549
4220.04	Payroll - Special Detail	5,280.00	5,280.00	0.00	5,335
4220.05	Payroll - Support Staff	2,500.00	2,500.00	0.00	3,025
4220.06	Payroll - Per Diem	22,000.00	17,600.00	4,400.00	33,710
4220.07	Payroll- Overnight Coverage	12,200.00	0	12,200.00	
	Sub Total	408,133.12	388,882.00	19,251.12	362,642
4220.10	Payroll - Tax Expense	27,414.53	23,535.00	3,879.53	16,395
4220.11	Payroll - Unemployment Expense	500.00	2,039.00	(1,539.00)	211
4220.12	Payroll - Retirement Expense	79,057.22	78,198.00	859.22	72,200
4220.13	Payroll - Health, L&D Insurance	90,442.77	112,402.00	(21,959.23)	74,208
4220.14	Payroll - Expenses	2,500.00	2,500.00	0.00	2,039
4220.20	Chiefs Expenses	200.00	200.00	0.00	384
4220.21	Fire Officer Expenses	200.00	200.00	0.00	-
4220.23	Fire Commissioner's Expenses	200.00	200.00	0.00	264
4220.30	Postage	550.00	550.00	0.00	527
4220.31	Publications & Software	1,500.00	1,500.00	0.00	2,143

4220.32	Office Supplies	2,000.00	2,000.00	0.00	1,902
4220.33	Audit	2,400.00	2,400.00	0.00	-
4220.34	Legal Expense	2,000.00	4,000.00	(2,000.00)	570
4220.35	I.T.	8,105.00	5,530.00	2,575.00	5,067
4220.36	Advertising	500.00	500.00	0.00	413
4220.40	Insurance	32,000.00	28,000.00	4,000.00	32,201
4220.41	Insurance Deductable	2,000.00	2,000.00	0.00	-
4220.50	Utilities - Telephone	3,000.00	3,000.00	0.00	3,275
4220.51	Utilities - Cell Phones	2,000.00	1,560.00	440.00	1,841
4220.52	Utilities - Electric	8,000.00	9,000.00	(1,000.00)	7,656
4220.53	Utilities - Heating Oil	7,000.00	6,500.00	500.00	6,708
4220.54	Utilities - Cables	1,100.00	1,300.00	(200.00)	1,072
4220.60	Health & Safety	4,000.00	3,000.00	1,000.00	4,566
4220.61	Training	6,500.00	6,500.00	0.00	10,460
4220.62	Education	1,500.00	1,500.00	0.00	280
4220.70	Vehicle Fuel	13,000.00	13,000.00	0.00	13,755
4220.71	Vehicle Maintenance	25,000.00	25,000.00	0.00	49,227
4220.80	F.D. Equipment	8,000.00	6,000.00	2,000.00	6,635
4220.81	F.D. Rescue Supplies	8,000.00	6,000.00	2,000.00	17,618
4220.82	F.D. Fire Gear	1,100.00	1.00	1,099.00	811
4220.83	F.D. Uniforms	2,000.00	2,000.00	0.00	5,693
4220.84	Radios	-	0.00	0.00	0.00
4220.85	Equipment Maintenance	6,500.00	6,500.00	0.00	5,835
4220.86	Other Supplies	1,000.00	1,000.00	0.00	1,421
4220.87	Maintenance Contracts	4,500.00	4,500.00	0.00	6,025
4220.89	Miscellaneous Expense	1,000.00	1,000.00	0.00	10,803
Total Projected Expenses		762,903	751,997	10,906	\$ 724,847
Original Proposal=		770,496			\$ 27,150
2018			2017	Variance	
By Town					
Campton		442,484	436,158	6,325	
Ellsworth		30,516	30,080	436	
Thornton		289,903	285,759	4,144	

Report of Forest Fire Warden and State Forest Ranger

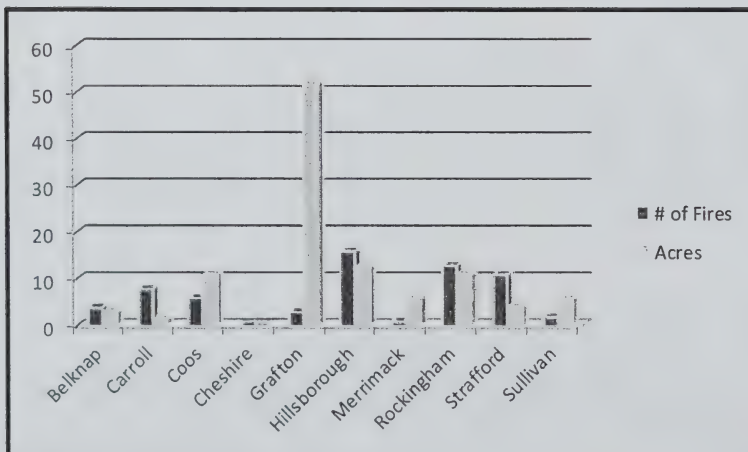
This past year we were fortunate enough to have favorable weather conditions in the spring and summer which limited the amount of wildland fire activity throughout the state. September and October saw fire conditions change and the state was faced with some difficult fires. The Dilly Cliff fire in North Woodstock was one of the most challenging fires we have seen in New Hampshire. Steep terrain and extreme fire behavior made this fire difficult to fight. It lasted for over 3 weeks and the final hotspots in inaccessible terrain were extinguished by heavy rains. Your local fire departments and the Division of Forests & Lands worked throughout the year to protect homes and the forests. The statewide system of 16 fire lookout towers continues to operate on high fire danger days. Our fire lookouts are credited with keeping many fires small due to their quick and accurate spotting capabilities. The towers fire detection efforts were supplemented by the NH Civil Air Patrol when the fire danger was especially high.

Many homes in New Hampshire are located in the wildland urban interface, which is the area where homes and flammable wildland fuels intermix. Several of the fires during the 2017 season threatened structures, a constant reminder that forest fires burn more than just trees. Homeowners should take measures to prevent a wildland fire from spreading to their home. Precautions include keeping your roof and gutters clear of leaves and pine needles, and maintaining adequate green space around your home free of flammable materials. Additional information and homeowner recommendations are available at www.firewise.org. Please help Smokey Bear, your local fire department, and the state's Forest Rangers by being fire wise and fire safe!

As we prepare for the 2018 fire season, please remember to contact your local Forest Fire Warden or Fire Department to determine if a fire permit is required before doing ANY outside burning. Under State law (RSA 227-L:17) a fire permit is required for all outside burning, unless the ground is completely covered with snow. Fire permits are also available online in most towns and may be obtained by visiting www.NHfirepermit.com. The burning of household waste is prohibited by the Air Resources Division of the Department of Environmental Services (DES). You are encouraged to contact the local fire department or DES at 603-271-3503 or www.des.nh.gov for more information. Safe open burning requires your diligence and responsibility. Thank you for helping us to protect New Hampshire's forest resources. For more information please contact the Division of Forests & Lands at (603) 271-2214, or online at www.nhdf.org.

2017 WILDLAND FIRE STATISTICS

(All fires reported as of December 2017)



HISTORICAL DATA		
YEAR	NUMBER of FIRES	ACRES BURNED
2017	64	107
2016	351	1090
2015	124	635
2014	112	72
2013	182	144
2012	318	206

CAUSES OF FIRES REPORTED

(These numbers do not include the WMNF)

Arson	Debris Burning	Campfire	Children	Smoking	Railroad	Equipment	Lightning	Misc.*
0	7	11	1	4	0	4	0	37

REMEMBER, ONLY YOU CAN PREVENT WILDFIRES!



Jonathan M. Goldman, RPL
Chief Coordinator

LAKES REGION MUTUAL FIRE AID

62 Communications Drive • Laconia, New Hampshire 03246
603.528.9111 • Fax 603.528.5989 • www.lrmfa.org



John Beland
Deputy Coordinator

November 13, 2017

Chief Dan Defosses
Campton-Thornton Fire Dept.
PO Box 1258
Campton, NH 03223

Dear Chief Defosses,

The Lakes Region Mutual Fire Aid Association operating budget is primarily driven by four separate components. It is similar to many municipal budgets comprising of labor costs, general operating costs, facility costs, and revenue.

The LRMFA Executive Committee, and administrative staff worked very hard to produce a 2018 budget that would allow us to operate effectively in 2018, yet still be respectful to our member communities. We were fortunate to see a 6.22% reduction in our health insurance costs for 2018, which resulted in a proposed 2018 budget of \$1,275,286 which is only \$13,466 or 1.07% higher than the 2017 budget. The LRMFA Board of Directors voted for, and passed this budget on October 25, 2017.

So that your community can budget appropriately, below is the 2018 annual Assessment. Assessments for 2018 will be mailed via invoice in the early part of 2018. LRMFA relies on prompt payment of community assessments to continue operations without using our line of credit, thus incurring additional unneeded expenses. Please do not hesitate to contact me if you have any questions or require further information.

	2018 Assessment	2017 Assessment	Increase/Decrease	
Campton:	\$32,369.88	\$32,069.41	\$300	.94%
Thornton	\$27,252.47	\$26,559.72	\$693	2.61%
Ellsworth	\$5,743.90	\$5,692.78	\$51	.90%

Respectfully,

Jonathan M. Goldman, RPL
Chief Coordinator

**CAMPTON-THORNTON
FIRE COMMISSION REPORT
2017**

The Fire Commission accepted Mr. Peter W. Hilton's resignation as a Thornton Fire Commissioner this fall and would like to thank him for his many years of service.

The department continues to be busy with a total of 799 calls this year. The members are continuing to be active with calls, trainings, and continuing education.

The Fire Commissioners assisted Municipal Resources Inc. (MRI) in completing a pay & wage study for the employees of the Fire Department.

The fire department has upgraded their fleet by purchasing a Rescue truck, a second ambulance, and selling Engine 5. They were active during the major flooding storms of July and October this year. Both the full-time and call department employees worked tirelessly assisting residents and campers to safely evacuate from their flooded homes and campsites.

The Fire Commission will continue to act as a liaison to the Towns and assist with another busy year for the fire department.

Respectfully submitted,

Kelly Bolger
Brenda Boisvert
Virginia Erickson
Susan Jayne
Jay Wagner

Town of Thornton Thornton - Current Year Unapproved Budget Report

	2017	2017	2018	
Approved Budget	Actual Expended	Proposed Budget	Notes	

PEMI-BAKER

01-04-43220-40397-00 Pemi Baker Solid Waste Memberships
TOTAL PEMI-BAKER

01-04-43210-40110-00 FT Manager Wages - TS
01-04-43210-40111-00 FT Attendants Wages - TS

01-04-43210-40112-00 PT Wages- TS

01-04-43210-40140-00 OT Wages - TS
01-04-43210-40210-00 Health/Dental/Life Insurance-TS

01-04-43210-40220-00 FICA/Med TS
01-04-43210-40230-00 Retirement TS

01-04-43210-40341-00 Telephone/Cell TS
01-04-43210-40390-00 Other Professional Services

01-04-43210-40393-00 Uniforms - TS
01-04-43210-40410-00 Building & Utility - TS

01-04-43210-40411-00 Heat & Oil TS
01-04-43210-40430-00 Building Maintenance & Repairs TS

01-04-43210-40550-00 Printing-TS
01-04-43210-40570-00 Training & Mileage TS

01-04-43210-40610-00 General Supplies TS
01-04-43210-40635-00 Vehicle Fuel TS

01-04-43210-40660-00 Vehicle & Equipment Expense - TS

TOTAL TRANSFER STATION

SOLID WASTE

01-04-43240-40320-00 Legal - TS
01-04-43240-40590-00 Solid Waste - Disposal - TS
01-04-43240-40591-00 Solid Waste - Bulky Debris- TS

SOLID WASTE

	2,149.00	2,148.89	2,400.00	waiting for invoice
	2,149.00	2,148.89	2,400.00	0.00
	43,680.00	43,680.00	44,574.00	LG10S3 \$21.43 hr 2% COLA included
	59,296.00	60,648.32	63,403.00	Day promoted to Asst. LG7S1 \$16.19, Howe LG2Sabove
	27,552.00	26,894.11	28,152.00	15 2% COLA = \$15.88
				Higen LG2S3 \$11.58 16 hrs weekly, Simone LG2S4
				\$11.87 hr- 30 hr work week.
				SNOW REMOVAL +
	2,000.00	765.58	1,500.00	TELEPHONE BILLS
	49,385.00	31,228.89	34,426.00	COMPUTER ISSUES, NEWSPAPER ADS,ETC.
	10,134.00	9,589.33	10,567.00	RENTALS & CLEANING
	11,611.00	11,855.46	12,288.00	ELECTRIC ETC.
	500.00	435.04	500.00	OIL FILLS
	1,200.00	586.06	1,000.00	EXPENSES & REPAIRS
	3,200.00	2,309.54	2,600.00	PRINTING FEE SLIPS
	4,000.00	2,971.70	3,500.00	CLASSES FOR LICENSE RENEWALS
	500.00	336.58	1,000.00	PAPER TOWELS
	2,000.00	3,181.00	3,200.00	GAS FOR BACKHOE AND LOADER
	1,400.00	775.50	1,200.00	REPAIRS FOR EQUIPMENT
	2,500.00	1,556.99	2,000.00	
	600.00	404.47	500.00	
	3,000.00	2,075.25	2,500.00	
	4,000.00	5,596.20	4,500.00	
	226,558.00	204,890.02	217,410.00	0.00
	1.00	0.00	1.00	DISPOSAL FEES
	142,000.00	146,158.91	143,000.00	DISPOSAL FEES FOR C&D
	75,000.00	70,937.92	75,000.00	
	217,001.00	217,096.83	218,001.00	0.00

Cell Service \$8708.00

**OFFICERS OF THE
ELLSWORTH SCHOOL DISTRICT**

School Board	Term Expires
Donna O'Brien	2018
Michael O'Brien	2019
Karen Norris	2020

CLERK
Donna O'Brien

TREASURER
Mary O'Brien

AUDITOR
Grzelak and Associates

MODERATOR
Anthony Landroche

SUPERINTENDENT
Mark J. Halloran

ASSISTANT SUPERINTENDENT
Ethel F. Gaides

ASSISTANT SUPERINTENDENT
Kyla A. Welch

SUPERINTENDENT'S REPORT

2017-2018

All of us at SAU 48 are thankful for the support that communities give our students throughout the school year. We are fortunate to have citizens that invest and value their local community schools. SAU 48 has a strong administrative team and faculty that are focused on personalization, mental health, academic success, and strength based education for the 2017-18 school year. Our success is assessed by academic achievement and programs and services that we offer outside the core content areas. We strive to ensure that our students have careers and post secondary opportunities that match their strengths and interests.

Our schools continue to streamline curriculum and review system wide strengths and areas in need of improvement through collaborative meetings with teachers SAU wide. Professional conversations assist in improvement of our students as they transition to the high school. All students are instructed by their teachers utilizing the college and career readiness standards and universal competencies that have been developed by teachers from each district. The K-8 curriculum documents can be found on our website for you to view at www.sau48.org. Students will be taking a new statewide assessment in English/ Language Arts and Math in grades 3-8 and the SAT in grade 11. Our focus is to increase instruction and minimize formal assessment as much as possible. Students have many opportunities in all of our schools such as the arts, world language, wellness, physical education, enrichment, intervention, and many well established cocurricular and athletic programs.

True technology integration cannot occur without the energy and expertise of well-prepared K-12 students. Thanks to several district grants, we were able to have acclaimed technology educator Dr. Dennis Harper work with 24 students in grades 4-7 who were recommended by their teachers to become Student Technology Leaders (STLs) for their school community. Gen YES is a multi-faceted concept that connects teachers with students who are willing to share their technical knowledge. Generation YES believes all students should: a) Have opportunities for personalized learning; b) Help drive how technology is used in schools; c) Be prepared for the 21st century workforce; and d) Engage with their community and serve their school.

SAU #48 Gen YES Student Technology Leaders will be supporting classrooms this year as several K-12 schools are embracing virtual reality (VR). The STLs are actively engaged in VR and supporting classroom teachers on its use. VR is entering classrooms and taking pupils on field trips to the most inaccessible corners of the planet. It has never been easier to put oneself into a virtual world that amplifies and improves the learning experience. Google Expeditions, a VR teaching tool, enables students to think more critically, ask better questions, and boost engagement. You can swim with sharks, visit outer space, walk through a museum, and more without leaving the classroom. The possibilities are endless.

Several of our schools took advantage of the NH Robotics Education Development Program grants to offer our students a unique opportunity to develop the real-world skills they will need to have a successful career in the 21st Century. Schools are creating robotics teams and will have the chance to compete with other teams across the state. The grants are designed to help schools secure all the technical resources they will need to start a team, from robot kits and tools to tournament registration fees and stipends for team coaches. We are excited for our teams!

(36 B)

We thank our communities for supporting the vote to update our Career and Technical Education programs at Plymouth Regional High School. The renovation project is about to begin and we are looking forward to our students benefiting from new classroom/ lab spaces as well as improved technology and equipment that will enhance skills and job opportunities.

As we move forward we hope that interested citizens will consider serving on one of the nine school boards in SAU 48. Many long serving board members will not be running for reelection in the next few years. It is our hope that you will consider serving your community and its young people in this critical policy and leadership role.

Thank you again for your support and commitment to your community public schools.

Mark J. Halloran

Mark J. Halloran
Superintendent

Kyla A. Welch

Kyla A. Welch
Assistant Superintendent

Ethel F. Gaides

Ethel F. Gaides
Assistant Superintendent

School: Ellsworth Local School

New Hampshire

Election Warrant

2018

To the inhabitants of the town of Ellsworth Local School in the County of Grafton in the state of New Hampshire qualified to vote in school district affairs.

You are hereby notified to meet at the Ellsworth Town House in said District on the thirteenth day of March, 2018 between the hours of 4:00 p.m. and 6:30 p.m. to act upon the following subjects:

1. To choose a Member of the School Board for the ensuing three years.
2. To choose a Moderator for the ensuing year.
3. To choose a Treasurer for the ensuing year.
4. To choose a Clerk for the ensuing three years.

Given under our hands,		
We certify and attest that on or before <u>2/26/18</u> , we posted a true and attested copy of the within Warrant at the place of meeting, and like copies at town clerk's office, and delivered the original to the keeper of records.		
Printed Name	Position	Signature
Karen Norris	Board Chairperson	<i>Karen Norris</i>
Donna O'Brien	Board Member	<i>Donna O'Brien</i>
Michael O'Brien	Board Member	

School: Ellsworth Local School

New Hampshire

Warrant and Budget 2018

To the inhabitants of the town of Ellsworth Local School in the County of Grafton in the state of New Hampshire qualified to vote in school district affairs are hereby notified and warned of the Annual Meeting will be held as follows:

Date: Tuesday, March 13, 2018

Time: 6:30 p.m.

Location: Ellsworth Town House

Article 1: Reports of agents, auditors, committees or officer

To see what action the District will take relative to the reports of agents, auditors, committees and officers.

☐ Yes ☐ No

Article 2: Negotiate and Execute Tuition Contracts

To see if the District will vote to authorize the School Board to negotiate for and execute on behalf of the District tuition contracts with other School Districts.

☐ Yes ☐ No

Article 3: Deficit Appropriation

To see if the Ellsworth School District will vote to raise and appropriate the sum of eighteen thousand, two hundred thirty-eight dollars (\$18,238) for the purpose of a Deficit Appropriation due to increase tuition costs for the 2017-2018 school year. This special article is a special warrant article per RSA 32:3 VI (d) and RSA 32:7 V. The School Board recommends this appropriation. (Majority vote required).

☐ Yes ☐ No


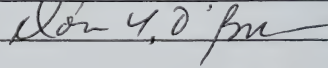
Article 4: Operating Budget

To see if the district will vote to raise and appropriate the amount of two hundred sixty-three thousand three hundred thirty-eight dollars (\$263,338) for the support of schools, for the payment of salaries for the school district officials and agents, and for the payment for the statutory obligations of the district. This article does not include appropriations contained in special or individual articles addressed separately. The School Board recommends this appropriation. (Majority vote required)

☐ Yes ☐ No

Given under our hands,

We certify and attest that on or before 2/24/18, we posted a true and attested copy of the within Warrant at the place of meeting, and like copies at town clerk's office, and delivered the original to the keeper of the records.

Printed Name	Position	Signature
Karen Norris	School Board Chairperson	
Donna O'Brien	School Board Member	
Michael O'Brien	School Board Member	

ELLSWORTH SCHOOL DISTRICT
BALANCE SHEET - 2016-2017

	General	Food Service	All Other	Capital Projects	Trust/ Agency
Current Assets					
Cash	3,058.80	0.00	0.00	0.00	0.00
Investments	0.00	0.00	0.00	0.00	0.00
Assessments Receivables	38,657.00	0.00	0.00	0.00	0.00
Interfund Receivables	0.00	0.00	0.00	0.00	0.00
Intergov Receivables	0.00	0.00	0.00	0.00	0.00
Other Receivables	0.00	0.00	0.00	0.00	0.00
Prepaid Expenses					
	41,715.80	0.00	0.00	0.00	0.00
Total Assets					
Current Liabilities					
Interfund Payables	0.00	0.00	0.00	0.00	0.00
Intergovernment Payables	0.00	0.00	0.00	0.00	0.00
Other Payables	25.00	0.00	0.00	0.00	0.00
Accrued Expenses	0.00	0.00	0.00	0.00	0.00
Payroll Deductions	0.00	0.00	0.00	0.00	0.00
Deferred Revenues	0.00	0.00	0.00	0.00	0.00
	25.00	0.00	0.00	0.00	0.00
Total Liabilities					
Fund Equity					
Res. For Endowments	0.00	0.00	0.00	0.00	0.00
Res for Encumbrances	19,389.37	0.00	0.00	0.00	0.00
Res for Special Purposes	0.00	0.00	0.00	0.00	0.00
Unreserved Fund Balance	22,301.43	0.00	0.00	0.00	0.00
Total Fund Equity	41,690.80	0.00	0.00	0.00	0.00
Total Liability & Fund Equity	41,715.80	0.00	0.00	0.00	0.00



School Budget Form
Ellsworth Local School

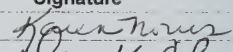
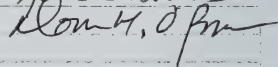
Appropriations and Estimates of Revenue for the Fiscal Year from:

Form Due Date: 20 Days after the Annual Meeting

This form was posted with the warrant on: 2/26/18

SCHOOL BOARD CERTIFICATION

Under penalties of perjury, I declare that I have examined the information contained in this form and to the best of my belief it is true, correct and complete.

Name	Position	Signature
Karen Norris	Board Chairperson	
Donna O'Brien	Board Member	
Michael O'Brien	Board Member	

This form must be signed, scanned, and uploaded to the Municipal Tax Rate Setting Portal:
<https://www.proptax.org/>

For assistance please contact:
NH DRA Municipal and Property Division
(603) 230-5090
<http://www.revenue.nh.gov/mun-prop/>



Appropriations

Account	Purpose	Article	Expenditures Prior Year	Appropriations Current Year as Approved by DRA	Appropriations Ensuing FY (Recommended)	Appropriations Ensuing FY (Not Recommended)
Instruction						
1100-1199	Regular Programs	04	\$213,539	\$182,404	\$210,973	\$0
1200-1299	Special Programs	04	\$0	\$35,688	\$30,000	\$0
1300-1399	Vocational Programs		\$0	\$0	\$0	\$0
1400-1499	Other Programs		\$0	\$0	\$0	\$0
1500-1599	Non-Public Programs	04	\$0	\$0	\$0	\$0
1600-1699	Adult/Continuing Education Programs		\$0	\$0	\$0	\$0
1700-1799	Community/Junior College Education		\$0	\$0	\$0	\$0
1800-1899	Community Service Programs		\$0	\$0	\$0	\$0
Instruction Subtotal			\$213,539	\$218,092	\$240,973	\$0
Support Services						
2000-2199	Student Support Services		\$0	\$0	\$0	\$0
2200-2299	Instructional Staff Services		\$0	\$0	\$0	\$0
Support Services Subtotal			\$0	\$0	\$0	\$0
General Administration						
0000-0000	Collective Bargaining		\$0	\$0	\$0	\$0
2310 (840)	School Board Contingency		\$0	\$0	\$0	\$0
2310-2319	Other School Board	04	\$4,660	\$6,525	\$6,525	\$0
General Administration Subtotal			\$4,660	\$6,525	\$6,525	\$0
Executive Administration						
2320 (310)	SAU Management Services	04	\$6,845	\$7,422	\$8,639	\$0
2320-2399	All Other Administration		\$0	\$0	\$0	\$0
2400-2499	School Administration Service		\$0	\$0	\$0	\$0
2500-2599	Business		\$0	\$0	\$0	\$0
2600-2699	Plant Operations and Maintenance		\$0	\$0	\$0	\$0
2700-2799	Student Transportation	04	\$5,000	\$7,201	\$7,201	\$0
2800-2999	Support Service, Central and Other		\$0	\$0	\$0	\$0
Executive Administration Subtotal			\$11,845	\$14,623	\$15,840	\$0
Non-Instructional Services						
3100	Food Service Operations		\$0	\$0	\$0	\$0
3200	Enterprise Operations		\$0	\$0	\$0	\$0
Non-Instructional Services Subtotal			\$0	\$0	\$0	\$0
Facilities Acquisition and Construction						
4100	Site Acquisition		\$0	\$0	\$0	\$0
4200	Site Improvement		\$0	\$0	\$0	\$0
4300	Architectural/Engineering		\$0	\$0	\$0	\$0
4400	Educational Specification Development		\$0	\$0	\$0	\$0
4500	Building Acquisition/Construction		\$0	\$0	\$0	\$0
4600	Building Improvement Services		\$0	\$0	\$0	\$0
4900	Other Facilities Acquisition and Construction		\$0	\$0	\$0	\$0
Facilities Acquisition and Construction Subtotal			\$0	\$0	\$0	\$0
Other Outlays						
5110	Debt Service - Principal		\$0	\$0	\$0	\$0
5120	Debt Service - Interest		\$0	\$0	\$0	\$0



Appropriations

Other Outlays Subtotal		\$0	\$0	\$0	\$0
Fund Transfers					
5220-5221	To Food Service	\$0	\$0	\$0	\$0
5222-5229	To Other Special Revenue	\$0	\$0	\$0	\$0
5230-5239	To Capital Projects	\$0	\$0	\$0	\$0
5254	To Agency Funds	\$0	\$0	\$0	\$0
5310	To Charter Schools	\$0	\$0	\$0	\$0
5390	To Other Agencies	\$0	\$0	\$0	\$0
9990	Supplemental Appropriation	\$0	\$0	\$0	\$0
9992	Deficit Appropriation	\$0	\$0	\$0	\$0
Fund Transfers Subtotal		\$0	\$0	\$0	\$0
Total Operating Budget Appropriations		\$230,044	\$239,240	\$263,338	\$0



Special Warrant Articles

Account	Purpose	Article	Expenditures Prior	Appropriations	Appropriations	Appropriations
			Year	Current Year as Approved by DRA	Ensuing FY (Recommended)	Ensuing FY (Not Recommended)
9992	Deficit Appropriation	03		\$0	\$18,238	\$0
<i>Purpose: Deficit Appropriation</i>						
5251	To Capital Reserve Fund		\$0	\$0	\$0	\$0
5252	To Expendable Trust Fund		\$0	\$0	\$0	\$0
5253	To Non-Expendable Trust Fund		\$0	\$0	\$0	\$0
Total Proposed Special Articles			\$0	\$0	\$18,238	\$0



Individual Warrant Articles

Account	Purpose	Article	Expenditures Prior Year	Appropriations	Appropriations	Appropriations
				Current Year as Approved by DRA	Ensuing FY (Recommended)	Ensuing FY (Not Recommended)
Total Proposed Individual Articles						



New Hampshire
Department of
Revenue Administration

2018
MS-26

Revenues

Account	Source	Article	Actual Revenues Prior Year	Revised Revenues Current Year	Estimated Revenues Ensuing Fiscal Year
Local Sources					
1300-1349	Tuition		\$0	\$0	\$0
1400-1449	Transportation Fees		\$0	\$0	\$0
1500-1599	Earnings on Investments	04	\$5	\$1	\$1
1600-1699	Food Service Sales		\$0	\$0	\$0
1700-1799	Student Activities		\$0	\$0	\$0
1800-1899	Community Services Activities		\$0	\$0	\$0
1900-1999	Other Local Sources		\$0	\$0	\$0
Local Sources Subtotal			\$5	\$1	\$1
State Sources					
3210	School Building Aid		\$0	\$0	\$0
3215	Kindergarten Building Aid		\$0	\$0	\$0
3220	Kindergarten Aid		\$0	\$0	\$0
3230	Catastrophic Aid		\$0	\$0	\$0
3240-3249	Vocational Aid		\$0	\$0	\$0
3250	Adult Education		\$0	\$0	\$0
3260	Child Nutrition		\$0	\$0	\$0
3270	Driver Education		\$0	\$0	\$0
3290-3299	Other State Sources		\$0	\$0	\$0
State Sources Subtotal			\$0	\$0	\$0
Federal Sources					
4100-4539	Federal Program Grants		\$0	\$0	\$0
4540	Vocational Education		\$0	\$0	\$0
4550	Adult Education		\$0	\$0	\$0
4560	Child Nutrition		\$0	\$0	\$0
4570	Disabilities Programs		\$0	\$0	\$0
4580	Medicaid Distribution		\$0	\$0	\$0
4590-4999	Other Federal Sources (non-4810)		\$0	\$0	\$0
4810	Federal Forest Reserve	04	\$5,984	\$5,495	\$5,000
Federal Sources Subtotal			\$5,984	\$5,495	\$5,000
Other Financing Sources					
5110-5139	Sale of Bonds or Notes		\$0	\$0	\$0
5140	Reimbursement Anticipation Notes		\$0	\$0	\$0
5221	Transfers from Food Service Special Revenues		\$0	\$0	\$0
5222	Transfer from Other Special Revenue Funds		\$0	\$0	\$0
5230	Transfer from Capital Project Funds		\$0	\$0	\$0
5251	Transfer from Capital Reserve Funds		\$0	\$0	\$0
5252	Transfer from Expendable Trust Funds		\$0	\$0	\$0
5253	Transfer from Non-Expendable Trust Funds		\$0	\$0	\$0
5300-5699	Other Financing Sources		\$0	\$0	\$0
9997	Supplemental Appropriation (Contra)		\$0	\$0	\$0
9998	Amount Voted from Fund Balance		\$0	\$0	\$0
9999	Fund Balance to Reduce Taxes		\$4,043	\$22,301	\$0
Other Financing Sources Subtotal			\$4,043	\$22,301	\$0
Total Estimated Revenues and Credits			\$10,032	\$27,797	\$5,001



Budget Summary

Item	Current Year	Ensuing FY (Recommended)
Operating Budget Appropriations	\$235,160	\$263,338
Special Warrant Articles	\$0	\$18,238
Individual Warrant Articles	\$0	\$0
Total Appropriations	\$235,160	\$281,576
Less Amount of Estimated Revenues & Credits	\$9,261	\$5,001
Less Amount of State Education Tax/Grant	\$17,619	\$29,368
Estimated Amount of Taxes to be Raised	\$208,280	\$247,207

Ellsworth School District
Appropriations 2018/2019

	2010/2011 Adopted Budget	2011/2012 Adopted Budget	2012/2013 Adopted Budget	2013/2014 Adopted Budget	2014/2015 Adopted Budget	2015/2016 Adopted Budget	2016/2017 Adopted Budget	2017/2018 Adopted Budget	2018/2019 Proposed Budget
1100 Regular Programs									
561 Tuition & LEA (K)	114,085	97,049	109,404	151,249	158,401	182,325	179,018	171,404	210,973
1200 Special Education									
561 Tuition & LEA	29,506	29,148	30,447	37,494	35,025	49,697	35,661	35,688	30,000
2311 School Board Services									
110 Salaries	700	700	700	700	700	700	700	700	700
522 E&O/W.C. Insurance	800	800	775	800	1,600	1,600	2,000	2,000	2,000
540 Advertising	150	150	225	400	400	400	400	400	400
810 Dues & Fees	260	260	260	260	260	260	260	250	250
2313 District Treasurer									
110 Salary	100	100	100	100	100	100	100	100	100
523 Fidelity Bond	0	0	0	0	0	0	0	0	0
610 Supplies	25	25	60	40	50	50	50	50	50
890 Bank Charge	100	100	160	100	100	100	100	100	100
2314.110 Moderator Salary	25	25	25	25	25	25	25	25	25
2318.330 Attorney Fees	200	200	225	250	300	300	300	400	400
2317.330 Auditors Fees	2,500	2,500	2,000	2,500	2,500	2,500	2,500	2,500	2,500
2320 Office of Supt.									
330 SAU Expenses	5,297	6,237	6,412	5,832	5,148	6,184	6,845	7,422	8,639
2721 Trans To & Fr School									
510 Contracted Serv.	4,320	4,320	7,200	7,200	7,200	5,760	7,200	7,200	7,200
330 Physicals etc.	1	1	1	1	1	1	1	1	1
Capital Res.	0	0	0	0	0	0	0	0	0
1122.890 Deficit Appropriation	0	683	0	18,000	0	0	0	11,000	18,238
Total	158,069	142,298	157,994	224,951	211,810	250,002	235,160	239,240	281,576

Revenue Data 2018/2019

	2010-2011 Actual	2011-2012 Actual	2012-2013 Actual	2013-2014 Actual	2014-2015 Actual	2015-2016 Actual	2016-2017 Actual	2017-2018 Tax Basis	2018-2019 Estimated
Unreserved Fund Balance	0	12,288	13,390	105	4,221	8	3,000	22,301	0
Revenue/State Sources									
Adequate Education Grant	13,548	13,548	13,548	10,196	11,012	11,893	17,619	30,626	30,626
Revenue/Federal Sources									
Medicaid	10	0	0	0	0	13,000	0	0	0
National Forest Reserve	7,983	8,232	8,048	7,233	6,831	6,256	6,256	5,495	5,000
Local Revenue Other Than Taxes									
Withdrawal fm Cap Res Fund	0	0	10,000	18,000	0	13,232	0	0	0
Earnings on Investments	10	5	5	5	5	5	5	1	1
Total Revenue & Credits	21,551	34,073	44,991	35,539	22,069	44,394	26,880	58,423	35,627
District Appropriation	158,069	142,298	157,994	224,951	211,810	250,002	235,160	239,240	281,576
District Assessment	136,518	108,225	113,003	189,412	189,741	205,608	208,280	180,817	245,949

Ellsworth School District Meeting Minutes
March 14, 2017

The District Meeting was called to order by
Moderator Anthony Landroche at 6:34p.m.

**Article 1: Reports of agents, auditors,
Committees or officers.**

To see what action the District will take
relative to the reports of agents, auditors,
committees, and officers.

Motion: Paul Norris

Second: Mike O'Brien

Discussion: None

Motion passes by majority vote.

**Article 2: Negotiate and Execute Tuition
Contracts.**

To see if the District will vote to authorize
the School Board to negotiate for and
execute on behalf of the District tuition
contracts with other School Districts.

Motion: Donna O'Brien

Second: Mike O'Brien

Discussion: None

Motion passes by majority vote.

Article 3: Deficit Appropriation.

To see if the Ellsworth School District will
Vote to raise and appropriate the sum of
eleven thousand dollars (\$11,000) for the
Purpose of a Deficit Appropriation due to
increased tuition costs for the 2016-2017
school year. This special article is a special
warrant article per RSA 32:3 VI (d) and RSA
32:7 V. The School Board recommends this
appropriation. (Majority vote required).

Motion: Donna O'Brien

Second: Mike O'Brien

Discussion: Carl Detzel asked the School
Board to implement a policy for tuitions to

be equal in all schools. Donna O'Brien
stated that the B are working towards that.
No further discussion.

Motion passes by majority vote.

Article 4: Operating Budget

To see if the District will vote to raise and
appropriate the sum of two hundred twenty
eight thousand two hundred forty dollars
(\$228,240) for the support of schools, for
the payment of salaries for the school
district officials and agents and for the
payment for the statutory obligations of the
district. This article does not include
appropriations contained in special or
individual addressed separately. The School
Board recommends this article. (Majority
vote required)

Motion: Donna O'Brien

Second: Mike O'Brien

Discussion: None

Motion passes by majority vote.

Meeting adjourned at 6:42 by Moderator
Landroche.

Respectfully Submitted,



Donna M. O'Brien

Ellsworth School District Clerk

3/16/17

Ellsworth School District
Special Education Actual Expenditures Report
per RSA 32:11-a

	<u>Fiscal Year 2015-2016</u>	<u>Fiscal Year 2016-2017</u>
Expenditures	\$768	\$892
Revenues	\$3,832	\$1,916
Net Expenditures	<u><u>-\$3,064</u></u>	<u><u>-\$1,024</u></u>
\$ increase/decrease		\$2,040
% increase/decrease		-66.57%



HOME HEALTH • HOSPICE • REHAB THERAPIES • AQUATIC & FITNESS

Town of Ellsworth
3 Ellsworth Pond Road
Ellsworth, NH 03223

October 16, 2017

Dear Select Board Members:

Pemi-Baker Community Health is the local nonprofit providing home health, hospice, palliative care, outpatient rehabilitation, and aquatic therapy. Our sustainability relies on the support of towns and community members. We are requesting the sum of \$404.55 to be included in your 2018 fiscal budget for home care services. This figure represents a population figure of 87 (the total population is obtained from the Office of State Planning) and a per capita of \$4.65.

We are a safety net to many in our community. The addition of palliative care reinforces our “healthy at home” philosophy, which is also a less costly option for healthcare. Many citizens attend our foot clinics, bereavement support group, and access other community programs.

PBCH, along with other health and human services providers in the industry, continues to be challenged by economic impacts of County, State, and Federal budget issues. Our reimbursement rates continue to decline while patient acuity rises as more and more care is delivered in the home setting. The Affordable Care Act has decreased Medicare reimbursement to Home Health agencies representing a decrease of 20% since 1997 for the same services. As a small community, Medicare Certified agency, we strive to be more efficient and effective in our service delivery programs.

We recognize the difficult financial decisions facing our donor towns as they look to balance the needs of their community.

I would be more than happy to meet with the Select Board if that would be helpful. Pemi-Baker Community Health depends upon support from our donor towns in order to provide services their citizens.

Respectfully,

Chandra Engelbert, RN, BSN, MBA
Executive Director



HOME HEALTH • HOSPICE • REHAB THERAPIES • AQUATIC & FITNESS

2017 Annual Report

Pemi-Baker Community Health (PBCH) is a non-profit offering home health, hospice, palliative care, outpatient rehabilitation, aquatic & fitness memberships, and community programs.

Healthcare faces the challenge of significant new service demands, an uncertain financial and regulatory climate, and competition for a limited pool of qualified caregivers. In addition, rising health care costs and the reductions in government funding add to the challenges of providing quality care, regardless of ability to pay. Towns and individuals who support PBCH make it possible to continue the mission Dorothy Westberg began on July 17, 1967. Today, over 50 staff members provide skilled nursing, home health aide services, physical therapy, aquatic therapy, occupational therapy, speech therapy, homemaking and social work annually to almost 600 patients in more than 12 communities, no matter their ability to pay.

Town funds are used to provide services to those with limited or no ability to pay and to augment (as in Hospice care) the cost of services that are not covered through third party payers. The agency is dependent upon charitable donations, town funds and grants to provide services. Our website www.pemibakercommunityhealth.org is a resource for the many programs offered at PBCH.

Health is not a moment in time, but an ongoing adventure. Decisions about being healthy happen from the day we are born until the day we die. PBCH's programs assist members of our community in this journey to become and stay healthy through life, and with Hospice we can make the end of life journey one of hope and dignity while putting the patient/family in the driver's seat. Most of our community members would choose to remain healthy at home and many have been able to realize this possibility.

Pemi-Baker Community Health is interested in the complete health of the community. Our primary services are:

- ☞ **Home Health** (nursing, physical therapy, occupational therapy, speech therapy, social work, LNAs, and nutritional counseling) – in the home setting
- ☞ **Hospice** (nursing, therapy, social work, hospice director, and LNAs) – in the home setting
- ☞ **Palliative Care** (nursing, therapy, social work, and LNAs) – in the home setting
- ☞ **Outpatient Therapy** (Physical, Occupational, and Aquatic Therapy) – available on site

Supplemental Programs offered:

- | | |
|---|-------------------------------------|
| ☞ Drop In Bereavement Group | ☞ Foot Clinics |
| ☞ Mindfulness & Meditation for Grief & Loss | ☞ Blood Pressure Clinics |
| ☞ Joint Mobility Classes | ☞ Children's Swim Lessons |
| ☞ Tai Ji Quan and Moving for Better Balance | ☞ Nutrition Classes |
| ☞ Women's Day of Wellness | ☞ Health Presentations |
| ☞ Gym and Aquatics Memberships | ☞ Aquatics Fitness Classes |
| ☞ American Red Cross CPR/First Aid/Lifeguarding | ☞ Programs available in local towns |

Our success is thanks to our skilled, passionate, client-focused staff who provide professional care with a personal touch, and to a community who has supported us in so many ways. We are pleased to be part of this community and touching lives: yours, your family's, your neighbor's, with a customer oriented, client centered approach, in a partnership to improve health and lives.

Thank you for all your support!

Chandra Engelbert, RN, BSN, MBA
Executive Director



American Red Cross

New Hampshire and
Vermont Region



Town of Ellsworth
C/o Board of Selectmen
3 Ellsworth Pond Rd
Ellsworth, NH 03223

Dear Board of Selectmen,

The mission of the American Red Cross is to prevent and alleviate human suffering in the face of emergencies by mobilizing the power of volunteers and the generosity of donors. We are a non-profit organization dedicated to helping local communities prepare for, respond to and recover from local disasters, most commonly home fires.

We also provide several other services which include supplying blood and blood products in the United States, emergency communication services for Military Service Members and their families, training courses for emergency preparedness, as well as certification courses for Licensed Nurse Assistants, babysitting, and First Aid/CPR. These services, amongst the other services and campaigns outlined below, help thousands of residents each year, and would not be possible without the generosity of donors and hundreds of local volunteers working together 365 days a year, 24 hours a day.

We provide all of our services **free** with **no** support from federal or state governments. In order to be able to provide these services, the American Red Cross reaches out to partners in the community like the **Town of Ellsworth** for funding. It is for this reason that the American Red Cross of New Hampshire and Vermont respectfully requests a donation of **\$100.00** for the upcoming fiscal year.

This past year, the American Red Cross of New Hampshire and Vermont provided the following services throughout the region:

- Every 17 hours, on average, we assisted a local family, helping over **1,134** people.
- We installed **2,871** smoke detectors in homes through our Home Fire Campaign.
- Every day, approximately **87** people were trained in first aid, CPR, and water safety skills.
- We collected **95,196** units of blood from **65,728** donors. All **40** hospitals in NH and VT depend on Red Cross collections.
- In NH/VT, **13** families who were separated from their families were reconnected with the help of our Service to the Armed Forces department.
- We currently have over **1,300** volunteers throughout the two states that help to make these services happen.

As you know, a disaster or emergency can strike at any time without warning, and the American Red Cross is committed to being in the Ellsworth community to help your residents in times of need. Your donation will go a long way in ensuring that your citizens receive the support they need when confronted by a disaster or emergency.

On behalf of the volunteers and staff throughout the two states, thank you for your consideration of this request to support the humanitarian work that we do. While we hope that no disasters hit your area, rest assured that the American Red Cross will be there to help if they do.

Sincerely,

Emily Poirier
Regional Development Specialist

New Hampshire Headquarters • 2 Maitland Street, Concord, NH 03301 • 1-800-464-6692(p)
Vermont Headquarters • 29 Mansfield Ave, Burlington, VT 05401 • 1-800-660-9130(p)
www.redcross.org/nhvt



American Red Cross
New Hampshire and
Vermont Region

Grafton County Service Delivery

July 1, 2016 - June 30, 2017

Disaster Response

This past Fiscal Year, the Red Cross responded to 62 **disaster incidents** assisting **81 residents** of **Grafton County**. Most of these instances were home fires where our volunteers and staff were present; offering food, clothing, lodging, emotional support and referrals to families in need both during the incident and for several days following. Some also resulted in the Red Cross conducting mass care to First Responders such as Police Officers and Fire Fighters. Mass Care includes providing food, hydration and warm drinks; allowing them to maximize their time on-site assisting residents.

Town/City	Incidents	Individuals Served
Ashland	1	3
Bridgewater	2	4
Bristol	3	8
Grafton	3	7

Town/City	Incidents	Individuals Served
Hanover	48	48
Haverhill	1	2
Littleton	3	4
Warren	1	5

Home Fire Campaign

Last year, Red Cross volunteers canvased the neighborhoods of **Grafton County** to educate the residents on fire, safety and preparedness. During this time, we installed **162 free smoke alarms** in homes and helped families develop emergency evacuation plans based on their individual needs.

Service to the Armed Forces

We proudly assisted **2** of **Grafton County's Service Members** and their families by providing emergency communications and other services, including counseling and financial assistance.

Blood Drives

During the last fiscal year, **Grafton County** was home to **157 American Red Cross blood drives**, collecting a total of **4,590 pints** of life saving blood.

Volunteer Services


Grafton County is home to **37 American Red Cross Volunteers**. These volunteers do everything from responding to disasters in the middle of the night, to teaching safety courses, to helping at our many blood drives. Being 90% Volunteer run, our volunteers are truly the heart of our organization

Public Health and Safety

Be assured that **Grafton County** is a safer place to be because of the many health and safety courses offered by the American Red Cross each year. Last year, **Grafton County** hosted **401 courses** where **2650 residents** were taught a variety of important life saving skills such as First Aid, CPR, Babysitting Skills and Water Safety.

OUR FUNDAMENTAL PRINCIPLES:

Humanity | Impartiality | Neutrality | Independence | Voluntary Service | Unity | Universality



**COMMUNITY
ACTION**
TRI-COUNTY CAP

610 Sullivan Street Suite 302
Berlin, NH 03570
P: 603-752-7100 F: 603-752-8041
Energy Assistance Services

November 1, 2017

Town of Ellsworth
Attn: Board of Selectmen
3 Ellsworth Road
Ellsworth, NH 03223

Dear Board of Selectmen:

On behalf of Tri-County Community Action Program, Inc. (TCCAP), I would like to respectfully request funding in the amount of \$200.00 to support the Tri-County Community Action, Inc. Energy Services Program.

During the time period of July 1, 2016 to May 15, 2017 the TCCAP's Energy Services Program provided 1 households in Ellsworth with \$750.00 in Fuel Assistance benefits and \$516.33 in Electrical discounts.

	Number of Households	Dollar Amount
Fuel Assistance	1	\$750.00
Electrical Discounts	2	\$516.33

The Energy Services Program is designed to subsidize the heating cost for income eligible residents of Carroll, Coos, and Grafton County. With the Town of Ellsworth's support for the Energy Services Program it will allow Outreach Office's to reach all residents in need through intake.

If you have any questions or comments regarding the funding request I am available at the contact information listed below.

Respectfully,

Sarah Wight
Energy Assistance Services Manager
610 Sullivan Street Suite 302
Berlin, NH 03570
P: (603) 752-7100
E: swight@tccap.org

Serving Coos, Carroll & Grafton Counties

Coos County Outreach Office
603-752-3248

Carroll County Outreach Office
603-323-7400

Grafton County Outreach Office
603-868-3560

TCCAP Town of Ellsworth, Grafton County July 1, 2016-June 30, 2017

Energy Assistance Services*	Prevention Services
<p>Ellsworth Fuel Assistance Households: 1 Individuals: 1 Elderly: 0 Handicapped: 1 >6 years old: 0</p> <p>Fuel Assistance Value: \$750.</p> <p>Grafton Electric Assistance Households: 2</p> <p>Electric Assistance Value: \$516</p> <p>Grafton Weatherization Wx Households: 38 Value: \$212,793 Home Heating System Repair/Replace Values Grafton: \$39,468</p> <p style="text-align: right;"><i>*Year is Jan-Dec for EAS Programming</i></p>	<p>No. Grafton: The Support Center at the Burch House Domestic & Sexual Violence Prevention Shelter Clients Served: 53 Victims Served: 526 Crisis Counseling/Hotline Calls: 515 Direct Services Non-Shelter: 3,349</p> <p>Coös, Carroll & Grafton Homeless Shelter & Outreach Shelter Clients Served: 179 Shelter Bed Nights: 3,258 Outreach Value: \$75pp Shelter Value: \$244,350</p> <p>Grafton Outreach Clients: 354 Outreach Value: \$277pp Grafton Outreach Value: \$98,058 Grafton Outreach Grants & Loans: 199 Value: \$55,566</p> <p>NH Guardianship (Protective & Fiduciary Services) Statewide Clients Served: 409 Value: \$2,201pp</p> <p>Coös, Carroll & Grafton Clients Served: 113 Grafton: 52</p>
Clinical Services	Food
<p>Coös, Carroll & Grafton Substance Disorder Treatment Coös County: 126 Carroll County: 120 Grafton County: 137 Total Served: 383</p> <p>Coös, Carroll & Grafton Tamworth Dental Center New Patients: 489 Total Clients: 4,178</p>	<p>Coös, Carroll & Grafton USDA Commodity Food Value Food Distributed: \$355,763 Grafton County Value Food Distributed: \$132,455</p>
Workforce Development	Head Start
<p>Coös, Carroll & Grafton Workforce Innovation & Opportunity Individuals Served: 147</p> <p>Coös, Carroll & Grafton Workplace Success Program Individuals Served: 123</p>	<p>Coös, Carroll & Grafton Preschool Education (ages 3-5) Head Start Students: 217 Center Based Head Start: 207 Home Based Head Start: 10 Coös: 113 Carroll: 36 Grafton: 68</p> <p>Value: \$4,288-\$6,834 per child receiving services</p>
Transportation: Tri-County Transit	Employment
<p>Coös, Carroll & Grafton Long Distance Medical Trips (Volunteer Drivers with Mileage Reimbursement) Trips: 833 Miles: 18,371 Total Value: \$9,726</p> <p>Grafton Total Door to Door Trips: 6,835 Total Door to Door Trip Value: \$63,947</p> <p>Total Trips All Services All Counties: 51,435</p>	<p>Coös, Carroll & Grafton TCCAP Employees: 240 Payroll (without fringe benefits): \$6,057,701 Benefits (fringe, taxes, SS, etc.): \$1,546,310 Total Value of Employment: \$7,604,011</p>



Supporting Aging in Community

Horse Meadow Senior Center
(N. Haverhill 787-2539)

Linwood Area Senior Services
(Lincoln 745-4705)

Littleton Area Senior Center
(Littleton 444-6050)

Mascoma Area Senior Center
(Canaan 523-4333)

Newfound Area Senior Services
(Bristol 744-8395)

Orford Area Senior Services
(Orford 353-9107)

Plymouth Regional Senior Center
(Plymouth 536-1204)

Upper Valley Senior Center
(Lebanon 448-4213)

Sponsoring

RSVP & The Volunteer Center
(toll-free 877-711-7787)

ServiceLink of Grafton County
(toll-free 866-634-9412)

*Grafton County
Senior Citizens Council, Inc.
is an equal opportunity provider.*

2017-18 Board of Directors

Patricia Brady, *President*

Larry Kelly, *Vice President*

Flora Meyer, *Treasurer*

Bob Muh, *Secretary*

Ralph Akins

Neil Castaldo

Ellen Flaherty

Carol Govoni

Clark Griffiths

Dick Jaeger

Craig Labore

Steve Marion

Rick Peck

Martha Richards

Frank Thibodeau

Ellen Thompson

Roberta Berner, *Executive Director*

October 23, 2017

Board of Selectmen
Town of Ellsworth
3 Ellsworth Pond Road
Ellsworth, NH 03223

Dear Members of the Board of Selectmen:

Grafton County Senior Citizens Council, Inc. is requesting an appropriation in the amount of \$100.00 from the Town of Ellsworth for 2018 in recognition of our provision of service to older adults from your community.

During FY2017, six older adults from your community received services including congregate meals, outreach support, or one or more of our other services designed to support the independence of older adults. GCSCC's cost to provide services for Ellsworth residents in 2016-2017 was \$791.88.

Enclosed is a report detailing services provided to your community during 2016-2017. Should you have questions or concerns about this report or our request, I would be most happy to meet with you to discuss our services in more detail.

We look forward to continuing to serve older individuals in your community this coming year.

Sincerely,

Roberta Berner
Executive Director

Enclosures

I:\Word Processing\TOWNS\Annual Town Requests\Annual town letters\Letters requesting 17 support.doc

10 Campbell Street • P.O. Box 433 • Lebanon, NH 03766
phone: 603-448-4897 • fax: 603-448-3906 • www.gcsc.org



Supporting Aging in Community

Horse Meadow Senior Center
(N. Haverhill 787-2539)

Linwood Area Senior Services
(Lincoln 745-4705)

Littleton Area Senior Center
(Littleton 444-6050)

Mascoma Area Senior Center
(Canaan 523-4333)

Newfound Area Senior Services
(Bristol 744-8395)

Orford Area Senior Services
(Orford 353-9107)

Plymouth Regional Senior Center
(Plymouth 536-1204)

Upper Valley Senior Center
(Lebanon 448-4213)

Sponsoring

RSVP & The Volunteer Center
(toll-free 877-711-7787)

ServiceLink of Grafton County
(toll-free 866-634-9412)

*Grafton County
Senior Citizens Council, Inc.
is an equal opportunity provider.*

2017-18 Board of Directors

Patricia Brady, *President*

Larry Kelly, *Vice President*

Flora Meyer, *Treasurer*

Bob Muh, *Secretary*

Ralph Akins

Neil Castaldo

Ellen Flaherty

Carol Govoni

Clark Griffiths

Dick Jaeger

Craig Labore

Steve Marion

Rick Peck

Martha Richards

Frank Thibodeau

Ellen Thompson

Robert Berner, *Executive Director*

GRAFTON COUNTY SENIOR CITIZENS COUNCIL, INC. ANNUAL REPORT 2017

Grafton County Senior Citizens Council, Inc. is a private nonprofit organization that provides programs and services to support the health and well being of our communities' older citizens. The Council's programs enable elderly individuals to remain independent in their own homes and communities for as long as possible.

The Council operates eight senior centers in Plymouth, Littleton, Canaan, Lebanon, Bristol, Orford, Haverhill and Lincoln; and sponsors the Grafton County ServiceLink Resource Center and RSVP's Volunteer Center. Through the centers, ServiceLink and RSVP, older adults and their families take part in a range of community-based long-term services including home delivered meals, community dining programs, transportation, outreach and counseling, chore/home repair services, recreational and educational programs, and volunteer opportunities.

During 2016-17, three older residents of Ellsworth were served by one or more of the Council's programs through the Plymouth Regional Senior Center.

- Older adults from Ellsworth enjoyed 68 balanced meals in the company of friends in the Plymouth center's dining room.
- Our outreach worker provided knowledgeable social services support to Ellsworth residents on six occasions.
- Ellsworth residents also participated in activities on 16 occasions at the Plymouth Regional Senior Center and volunteered 283 hours to GCSCC, sharing time and talent.

The cost to provide Council services for Ellsworth residents in 2016-17 was \$791.88.

GCSCC's services can be critical to elderly individuals who want to remain in their own homes and out of institutional care in spite of chronic health problems and increasing physical frailty, saving tax dollars that would otherwise be expended for nursing home care. They also contribute to a higher quality of life for older friends and neighbors. As our population grows older, supportive services such as those offered by the Council become even more critical. *Ellsworth's population over age 60 has increased by 366.6% over the past 20 years, based on U.S. Census data from 1990 to 2010.*

Grafton County Senior Citizens Council very much appreciates Ellsworth's past support for our programs that enhance the independence and dignity of older citizens and enable them to meet the challenges of aging in the security and comfort of their own communities and homes.

Robert Berner, Executive Director

10 Campbell Street • P.O. Box 433 • Lebanon, NH 03766
phone: 603-448-4897 • fax: 603-448-3906 • www.gcsc.org

Grafton County Senior Citizens Council, Inc.

Statistics for the Town of Ellsworth

October 1, 2016 to September 30, 2017

During the fiscal year, GCSCC served 6 Ellsworth residents (out of 28 residents over 60, 2010 U.S. Census). ServiceLink served 0 Ellsworth residents.

<u>Services</u>	<u>Type of Service</u>	<u>Units of Service</u>	<u>x</u>	<u>Unit (1) Cost</u>	<u>=</u>	<u>Total Cost of Service</u>
Congregate/Home Delivered	Meals	68	x	\$9.39	\$	638.52
Transportation	Trips	0	x	\$15.08	\$	0
ServiceLink	Contacts	0	x	\$25.56	\$	0
Social Services	Half-hours	6	x	\$25.56	\$	153.36

Activities 16 N/A

Number of Ellsworth volunteers: 1. Number of Volunteer Hours: 283.

GCSCC cost to provide services for Ellsworth residents only	\$ <u>791.88</u>
Request for Senior Services for 2017	\$ 100.00
Received from Town of Ellsworth for 2017	\$ 100.00
Request for Senior Services for 2018	\$ <u>100.00</u>

NOTE:

1. Unit cost from GCSCC Statement of Revenue and Expenses for October 1, 2016 to September 30, 2017.
2. Services were funded by federal and state programs, 56%; local government, 11%; client donations, 9%; charitable contributions, 15%; grants and contracts, 4.5%; other, 4.5%.



Extension

UNH Cooperative Extension

Community & Economic Development
Grafton County
3855 Dartmouth College Hwy, Box 5
North Haverhill, NH 03774

V: 603.787.6944
F: 603.787.2009

<http://extension.unh.edu>

County Offices

Belknap County
527.5475

Carroll County
447.3834

Cheshire County
352.4550

Coös County
788.4961

Grafton County
787.6944

Hillsborough County
641.6060

Merrimack County
796.2151

Rockingham County
679.5616

Strafford County
749.4445

Sullivan County
863.9200

Education Center
877.398.4769 (Toll Free in NH)

**UNH Cooperative Extension
State Office**
862.1520

Town of Ellsworth
Selectboard
3 Ellsworth Pond Rd.
Ellsworth, NH 03223-

January 2, 2018

Community & Economic Development Services

Selectboard,

Happy New Year! Winter has settled in and I'm truly excited for the snow, cozy fires, connecting with family and friends, and enjoying this festive season. I hope you're enjoying it as well. If you have a moment, I'd like to tell you about the community and economic development services the University of New Hampshire Cooperative Extension offers to communities throughout the state, including yours.

UNH Cooperative Extension provides New Hampshire citizens with research-based education, and information, enhancing their ability to make informed decisions that strengthen youth, families, communities, sustainable resources, and improve the economy.

As a part of the UNH Cooperative Extension team, my role is to help facilitate the community and economic development needs of greater Grafton County and the North Country. We work with communities and partners in both formal and informal ways to help empower communities to meet their challenges and take hold of their opportunities. Our work runs the gamut, from facilitation training to action planning and just about everything in between, with a focus in community engagement, economic development planning, business retention & expansion, main street revitalization, and leveraging natural resources to strengthen local economies.

Our work is designed to inform, build leadership and move communities to action. Through our wide palette of programming and one-on-one technical assistance, we're prepared to facilitate the evolving needs of New Hampshire and meet communities where they are. For example, as you know, so much community and economic development work happens within our municipal committee meetings — planning board, conservation commission, economic development committee. We can work with your committee to have more efficient meetings, be better facilitators and interact with the public. Again, this is just one example of programming we've designed to meet the unique needs of New Hampshire's communities — if you have



If you have something specific in mind that isn't currently met by one of our programs, let me know. I can provide a range of community and economic development technical assistance, and if I can't meet those needs, I may know someone who can.

Time is valuable — let us help expand your capacity. We do not charge for many of our services, and if we do, cost cannot be a limiting factor to assistance.

different needs or have other ideas for programming, we're always looking to identify unmet needs and opportunities to better serve New Hampshire. Which leads me to my final note —beer.

Recently, we've been hearing, as I'm sure you have, "What about all the buzz around craft breweries — what benefits might they bring to our community?" To address this very question, we're currently working on a project aimed at answering just that. Stay tuned as we should have a report out in a couple of months. Cheers!

Let me know if we can be of assistance. I'm happy to meet anywhere in the region most convenient to you, please contact me at (603) 787-6944, or email me at geoffrey.sewake@unh.edu. I'm here to enhance and facilitate your ability to reach your community and economic development goals.

Sincerely,

A handwritten signature in dark ink, appearing to read 'Geoffrey Sewake', with a long, flowing horizontal stroke extending to the right.

Geoffrey Sewake
Field Specialist, Community & Economic Development

Enclosures: Business Card & Program Handout

PEMI-BAKER SOLID WASTE DISTRICT

Brian Patnoe, Chairman

Jim Mayhew, Vice-Chairman

Josh Trought, Treasurer

Regan Pride, Secretary

c/o North Country Council

161 Main Street

Littleton, NH 03561

(603) 444-6303 x2025

pemibakerswd@gmail.com

2017 Annual Report

This past year, the Pemi-Baker Solid Waste District continued its cooperative efforts to promote waste reduction, increase recycling, and to provide residents with a means of properly disposing of their household hazardous waste (HHW).

The District held two (2) one-day HHW collections, one in Littleton and the other in Plymouth. A total of 215 households participated in the program, a smaller turnout than last year. It was estimated that over 10,000 pounds of solid and 1,200 gallons of liquid material was collected. Total expenses for this year's program (disposal costs, advertising, & insurance) were \$25,201. The District was awarded a grant from the State of NH for \$5,055, received a \$5,000 donation from Casella Waste. The net expenditures for the program were \$15,146 (a cost of \$.55 per resident overall).

In 2018, the District will once again hold collections in Littleton (Sunday, August 26th) and in Plymouth (Saturday, September 29th). Individual residents can help to minimize the District's disposal costs and reduce the toxicity of the waste stream by remembering a few of these helpful tips; Buy only what you need. If you have leftover product, properly store it so it will last. Use biological controls and organic products for pests and diseases in the garden when feasible. Apply chemical pesticides only as a last resort and be sure to follow the directions on the label. Lastly, air-dry your leftover latex paint. When completely dried, latex paint may be disposed of in your household trash.

The District also collaborated on fluorescent light bulb and ballast recycling programs. This year we recycled roughly 44,712 linear feet of straight fluorescent bulbs, 4,177 compact fluorescent bulbs, and 706 "U-tube" bulbs, along with 50 pounds of ballasts, and 116 smoke detectors. The importance of this effort is the fact that these items contain heavy metals such as mercury, cadmium, lithium, and PCBs – all of which are harmful to human health and the environment. The cost for this effort in 2017 was \$5,662.68

Prices for recyclables have been on a roller-coaster ride this year, and are on the downside in general. All interested entities in North America are concerned about pending policy changes coming in 2018 from the historically largest consumer of recyclable materials – China. Policies such as Green Fence, enacted in 2013, and National Sword, enacted this year, have placed heavy restrictions on imports of recyclables – especially plastic – and also imposed tough quality standards for recycled paper and cardboard. The end result of these has been a reduction in the scrap value of recyclable materials, and a backlog of shipments at harbors across the United States.

As always, citizens interested in participating in the development of the District's programs are welcome to attend the District's meetings. Information regarding the place and time of the meetings is available at all municipal offices and recycling centers. If at any time an individual community needs assistance in regards to their solid waste/recycling program, please contact the District by email at pemibakerswd@gmail.com

Respectively Submitted,
Regan Pride, Secretary





The Senate of the State of New Hampshire

107 North Main Street, Concord, N.H. 03301-4951

December 18th, 2017

Town of Ellsworth
3 Ellsworth Pond Road
Ellsworth, NH 03223

Dear Members of the Board,

As 2017 draws to a close, I'd like to highlight some of the actions we took in Concord this year. The biennial budget ranks the highest on that list. With the hard work of the House, the Senate and the Governor Sununu, we passed the Fiscal 2018-2019 budget which was signed into law in late June. As a member of the Committees on Finance, Ways and Means, and Education, I was heavily involved in making certain that our budget priorities were in line with the needs of the state and district, and formulating tax policy and revenue estimates that reflected the current economic environment and our projections for the future.

The budget includes several new programs related to education that directly benefit your town. To encourage our students in the study of science, technology, energy and math (STEM), funding was made available for schools to create and equip robotics teams to participate in FIRST Robotics. FIRST was founded by New Hampshire's own Dean Kamen to help get students interested in STEM fields. The budget also contains \$1.8 million in funding for a new dual enrollment program giving high school students the chance to take advanced STEM courses at local community colleges for college credit. We also created a \$5 million college scholarship fund for high achieving high school students to incentivize them to pursue college in NH.

Starting in 2019 the state will fund, at a minimum, an additional \$1,100 for every full day kindergarten pupil, and depending on Keno revenues, that figure could go as high as \$1,800 per pupil. There is no requirement for towns to have full day kindergarten, but the funds will be available if the town decides to implement or already has a full day program. To protect the ability of our communities to decide for themselves if they want Keno, the law stipulates that keno can only take place in communities that have voted to allow it.

With the combination of conservative budgeting and higher-than-expected revenue growth, the state closed Fiscal Year 2017 with a large surplus. We made it a priority to help cities and towns by sending it to them as additional one-time funding. We used part of this surplus to double the amount of money that municipalities received for local road and bridge repairs. \$30 million will be sent to for road work under the 'Apportionment A' formula in addition to what is typically appropriated. An additional \$6.8 million was appropriated for the state aid bridge program, doubling its size and making it possible to remove twice as many municipal red-list bridges from the list than originally planned.

We significantly beefed up the state's Rainy Day Fund to \$100 million. Additional surplus funds will be deposited into the Public School Infrastructure Fund. Estimated at roughly \$6 million, these funds can be used by school districts to fund internet access upgrades, minor repairs to school buildings, and to improve security measures.

Recognizing the importance of protecting our drinking water and groundwater, we've made changes to the recently established drinking water and groundwater trust fund. As a result of MtBE contamination, the state received substantial settlement and litigation moneys. The commission that oversees the fund has been expanded and modeled after the successful LCHIP program. It will encourage public-private partnerships while leveraging funds to protect our drinking water and ground water for many years to come. We also passed legislation giving



The Senate of the State of New Hampshire

107 North Main Street, Concord, N.H. 03301-4951

the Department of Environmental Services the authority to establish a loan program for eligible businesses to mitigate well water contamination and connect communities to the public water supply from this trust fund. Our citizens must have access to clean water across the state, and this trust fund will help to ensure access to clean drinking water regardless of circumstance.

The opioid crisis continues to take its toll on our state. We have taken significant steps at the state level and have begun to see some encouraging signs. The budget we crafted doubles the funding for prevention, treatment and recovery programs. We renewed the very successful Granite Hammer program for another two years, increasing funding an additional \$4.5 million and creating a task force – with new State Trooper positions – to work with the State of Massachusetts on cross border drug interdiction. This crisis was not created in a day, nor will it be solved in a day; we will continue to support successful programs aimed at ending it. As a member of the Legislative Performance Audit Oversight Committee, I was appalled at the just-released report on the multiple egregious failures of the Prescription Drug Monitoring Program. After almost 3 years and hundreds of thousands of dollars of funds, the numerous failures of both the Board of Pharmacy and the PDMP manager are simply unacceptable. I have drafted and will be forwarding a letter to the Governor and Council asking for the resignation of the manager and reassignment of oversight for the PDMP to a full time department of state government. It is very likely that the failures in this program have cost some of our citizens their lives.

I had the honor of chairing the Commission to Study Processes to Resolve Right to Know Complaints. Our state ranks 49th of the 50 states for transparency in government, largely because the citizens' appeal process requires going to Superior Court. The commission's work is bringing forth legislation that will save citizens, agencies and the court system time and money, and will significantly reduce right-to-know complaints across the state.

I also introduced legislation for 2018 that will enable the Governor and Council to provide emergency disaster relief funds while waiting for the federal government FEMA reimbursements to arrive. At the time of this letter, the FEMA funds from for the July 7 storm have still not been sent from Washington, causing significant 2018 budget issues for many of you.

It is certain that with the New Year will come new challenges. Our actions in 2017 have ensured that our state government is prepared to deal with them effectively and efficiently.

It is an honor and privilege to serve as your Senator. As always, if there are any issues I can help you with, please do not hesitate to contact me in Concord at 271-2878, or at home at 764-5869.

And finally, I wish each of you, your staff, and every citizen we serve a joyful and blessed Christmas and a happy, healthy and prosperous New Year.

Sincerely,

A handwritten signature in black ink, appearing to read "Bob Giuda", written over a horizontal line.

Bob Giuda
State Senator
NH District 2
107 North Main Street, Room 302
Concord, NH 03301
Telephone: (603) 271-2878
E-mail: bob.giuda@leg.state.nh.us

STATE OF NEW HAMPSHIRE
Executive Council

JOSEPH D. KENNEY
EXECUTIVE COUNCILOR
DISTRICT ONE



STATE HOUSE ROOM 207
107 NORTH MAIN STREET
CONCORD, NH 03301
(603) 271-3632

ANNUAL REPORT OF DISTRICT ONE EXECUTIVE COUNCILOR JOSEPH KENNEY
JANUARY 8, 2018

2018 will begin my fifth year serving as your District 1 Executive Councilor. I have had the opportunity to work with many great local, county and state officials, but most importantly with the citizens of District 1. I am once again grateful and honored for the opportunity to serve you.

I continue to work with the Governor, Executive Council and Legislature on the important issues impacting the State. The heroin, fentanyl and opioid crisis continues to hit the state hard and the Executive Council continues to support funding for prevention, treatment and recovery programs. The expansion of Friendship House in Bethlehem, the only residential drug-treatment facility in the North Country, will be dedicated in 2018. This will increase the number of beds from 18 to 32 for a 28-day stay for treatment.

Economic development will continue to be a top priority for my office in District 1 and I will work with community and business leaders to assist in the creation of jobs and economic opportunity. I am committed to the redevelopment of the Balsams project in Dixville Notch and I am working with the new Lakeshore Redevelopment Planning Commission in the development of the old State property in Laconia. I will continue to work with the Town of Enfield on the transfer of State property at the Mascoma Beach area as well as the Town of Conway on its 2.8 mile Pathway Project and the Town of Laconia on its Colonial Theatre Project.

Presently, there are over a thousand volunteers who served on 163 boards and commissions in state government. In 2017, 7 new commissioners were nominated and confirmed. Of the 348 nominations and confirmations to boards and commissions, 68 of them were from District 1. The Council confirmed 5 Circuit Court Judges (2 from District 1), 1 part-time Circuit Court Judge and 1 Supreme Court Associate Judge. In 2017 there were \$1.34 billion in expenditures, \$5.7 billion in working capital and the Council passed 1776 contracts.

I join with the NH Congressional Delegation – Senator Jeanne Sheehan, Senator Maggie Hassan, Congresswoman Annie Kuster and Congresswoman Carol Shea-Porter in working with them on critical issues and projects to benefit the State of New Hampshire and the Region.

The Ten Year Transportation Improvement Plan, working with the Department of Transportation and the Regional Planning Commissions, was completed by the Legislature and signed by the Governor in June. The plan focuses on preservation, maintenance and safety of existing pavement and bridge infrastructure throughout the state. Over \$16 million in federal funds was provided to NH for the Congestion, Mitigation, and Air Quality (CMAQ) program of which 16 grant applications were accepted and funded. Contact William Watson at NH DOT for any additional details at 271-3344.

The 2018 sessions of the NH House and Senate will address legislation that deals with the heroin, fentanyl and opioid crisis, sustainment of Medicaid expansion, business and workforce development, voting and drinking water safety. Again, I will be watchful of the legislation that impacts my district. Stay close to your local state senator and house members.

The Governor and Council are always looking for volunteers to serve on the dozens of state boards and commissions. If you are interested, please send your resume to Governor Chris Sununu, State House, 107 North Main Street, Concord, NH 03301, attention Eliot Gault Director of Appointments/Liaison or at (603) 271-8790. A complete list of all state boards and commissions is available at the NH Secretary of State website at www.sos.nh.gov/redbook/index.htm

My office has available the following informational items: NH Constitutions, tourist maps, consumer handbooks, etc. I periodically email my weekly schedule and other items of note. If you would like to be included on this list, contact me at joseph.kenney@nh.gov. I also have an internship program for college students and other interested ages so please contact my office to discuss this opportunity anytime. My office number is 271-3632. Please stay in touch!

Serving You,
Joe

Entire Counties of Coos and Grafton, the incorporated place of Hale's Location, the towns of Albany, Alton, Andover, Bartlett, Brookfield, Center Harbor, Chatham, Conway, Cornish, Croydon, Danbury, Eaton, Effingham, Freedom, Gilford, Grantham, Hart's Location, Hill, Jackson, Madison, Meredith, Middleton, Milton, Moultonborough, New Durham, New Hampton, New London, Newport, Ossipee, Plainfield, Sanbornton, Sandwich, Springfield, Sunapee, Tamworth, Tilton, Tuftonboro, Wakefield, Wilmot, and Wolfeboro, and the cities of Claremont and Laconia.

As the Regional Planning Commission serving 51 municipalities and 25 Unincorporated Places of Northern New Hampshire, North Country Council continues to move forward as a proactive resource for our communities, partners and the region, providing professional economic development, community, regional, transportation and solid waste planning services to serve your needs. Here are some of the highlights from the past year:

- Continue to play a key role in the administration and compliance of federal regulations for funding received for infrastructure improvements at the former Wausau paper mill site in Groveton.
- Completed a pedestrian and bicycle improvement plan for the Town of Littleton.
- Assisted the Town of Plymouth with updating their Master Plan.
- Assisted Mountain Lakes with updating their Master Plan.
- Provided grant writing and technical assistance to assist communities, highlight of this work is the awarded \$500,000 CDBG to retain and create jobs at the Friendship House in Bethlehem.
- Administered and provided technical assistance to Northern Border Regional Commission (NBRC) grants within the region.
- Coordinated household hazardous waste collection events serving 26 towns in the region.
- Assisted NH Fish & Game, Trout Unlimited, and Plymouth State University with an inventory and assessment of stream crossings in the Ammonoosuc watershed. This was the first culvert assessment that gathered data for us by all three state agencies with an interest in road crossings, Department of Transportation, Environmental Services and Fish & Game.
- Administered funds that enabled Grafton County Senior Citizens Council, Transport Central, Tri-County Community Action Program and Advance Transit to reimburse volunteer drivers for 5,549 trips provided to the elderly or disabled.
- Completed over 200 traffic counts (183 for NHDOT and 26 locally-requested counts) throughout the region to provide consistent and reliable data for use when planning infrastructure improvements.
- Completed the Corridor Management Plan for the Mountain Road Scenic Byway and assisted with implementing recommendations in four Scenic Byways in the region. Inventoried pavement condition on local roads in three communities.
- Provided member municipalities with guidance on records storage, prime wetlands designation, private development on federal land, bonding, interpretation of local regulations, and to several communities with the process for cell tower review, master plan updates and capital improvement programming. Dues provided match funding to enable some additional hands-on assistance with updates to local land use regulations, zoning amendments, downtown revitalization, and MTAG and hazard mitigation grant applications.
- Facilitated bulk purchase by communities of the NH Planning and Land Use Regulations

All of us here at North Country Council look forward to serving your community. NCC is your organization. We are dedicated to both supporting our individual members and promoting our region's success. We look forward to working with you in the months ahead.

Respectfully submitted,

Jo Lacaille
Board Chair

