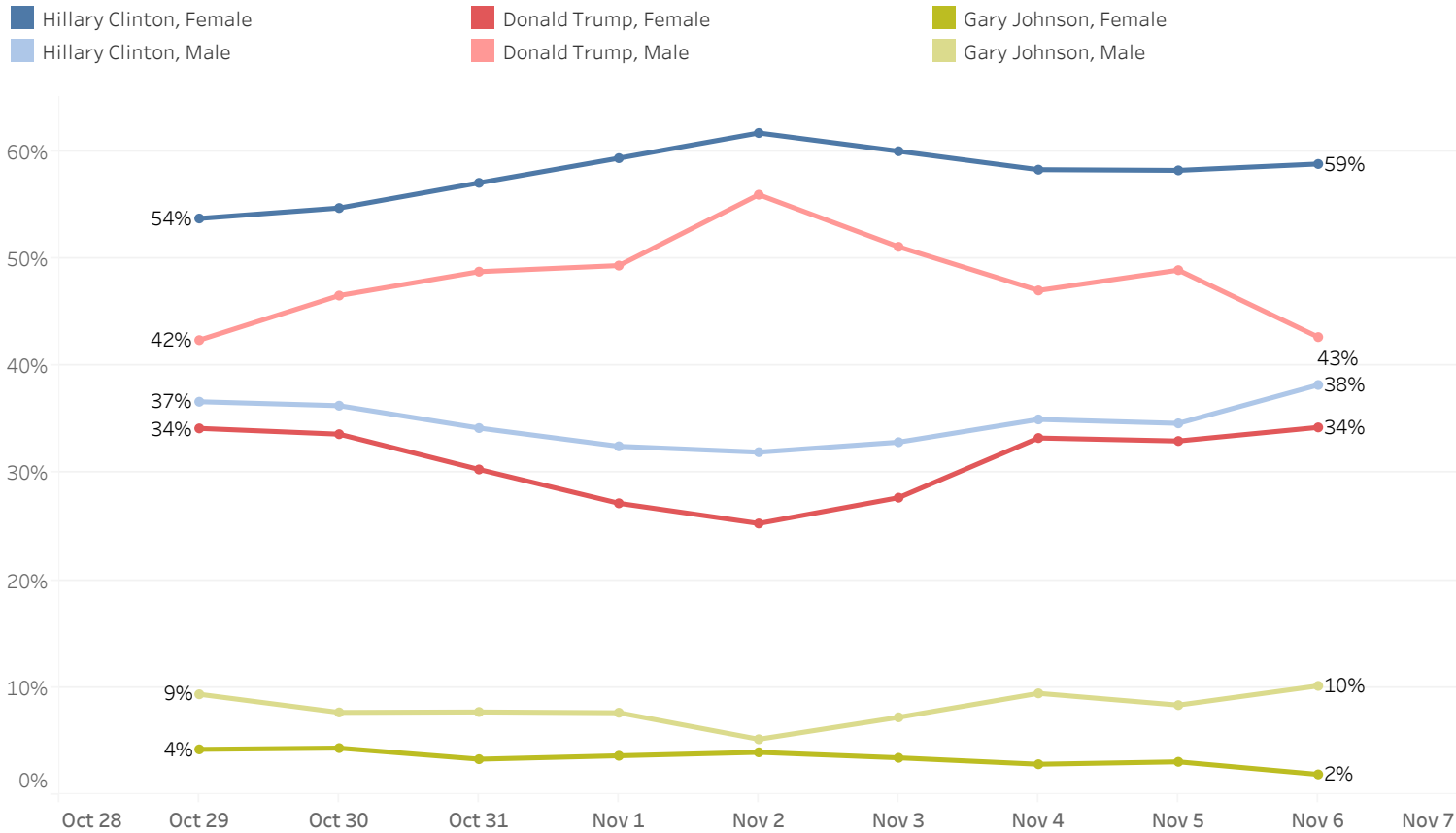


## Presidential Election by Gender



Clinton continues to hold a large advantage among women, leading Trump by 25%. Trump's lead among men grew significantly in the middle of the polling period, but returned to only 5% by its conclusion. Gary Johnson draws most of his support from men, garnering 10% of the male vote but only 2% of females.

Select Candidates to Display  
Multiple values

### Filter by Demographics

Select Demographic Field  
Sex

Select Demographic

All

### Filter by Engagement and Interest

Decided on Presidential Vote  
All

Frequency discussing election  
All

Interest in 2016 general  
All

Vote in NH Primary  
All

### Filter by Support for Other Candidates

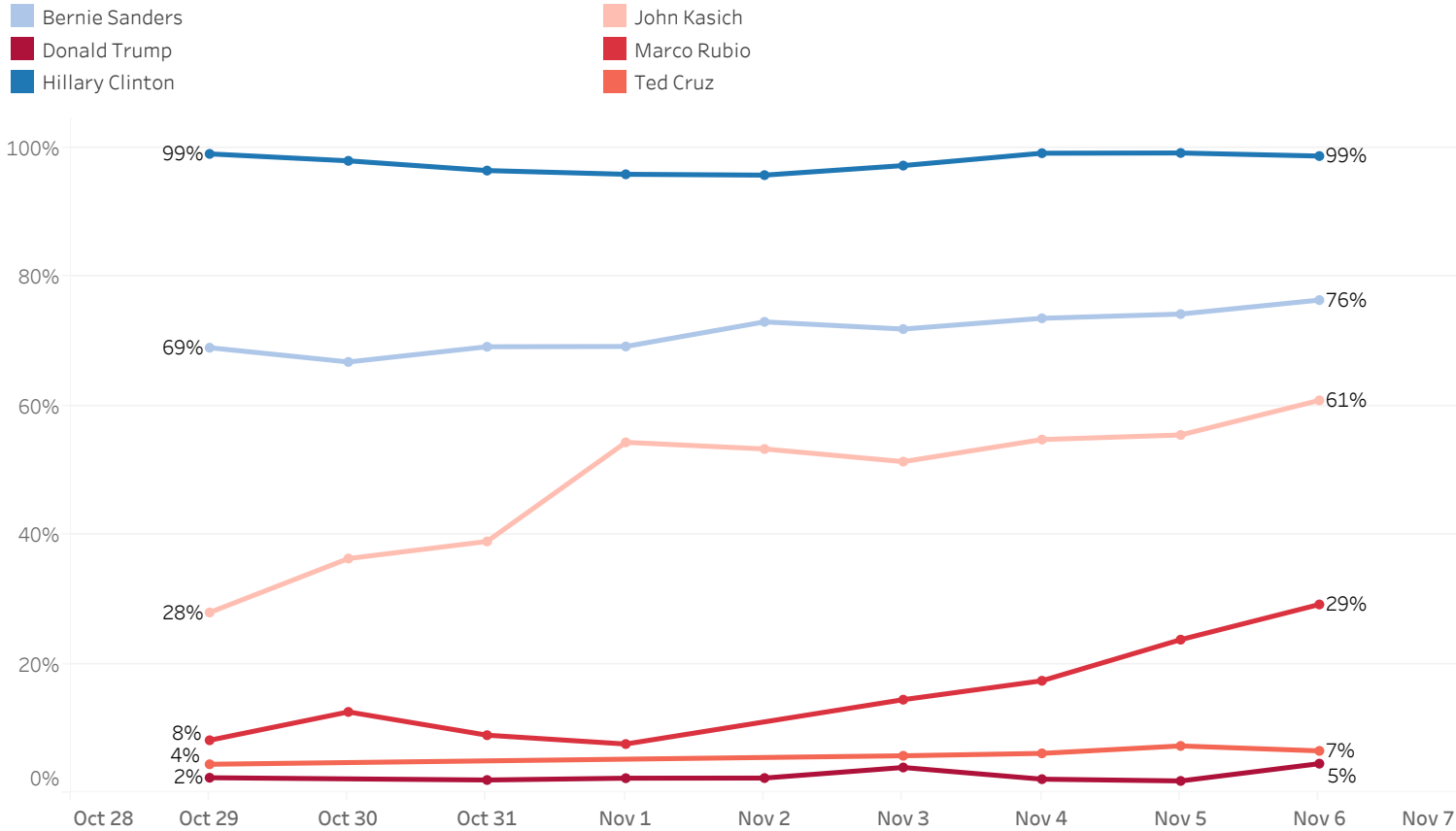
Ayotte vs. Hassan w/leaners  
All

Sununu vs. Van Ostern w/leaners  
All

Guinta vs. Shea-Porter vs. O'Connor w/leaners  
All

Lawrence vs. Kuster w/leaners  
All

## Clinton Support by Primary Vote



Hillary Clinton earns the votes of nearly all of those who supported her in the New Hampshire presidential primary in February 2016 and more than three-quarters of those who voted for Bernie Sanders, an increase of 7% from the beginning of the polling period. Clinton's support among those who voted for John Kasich, who finished second in the Republican primary, has more than doubled since the beginning of the polling period.

Select Candidates to Display  
Hillary Clinton

Filter by Demographics

Select Demographic Field  
All

Select Demographic  
All

Filter by Engagement and Interest

Decided on Presidential Vote  
All

Frequency discussing election  
All

Interest in 2016 general  
All

Vote in NH Primary  
Multiple values

Filter by Support for Other Candidates

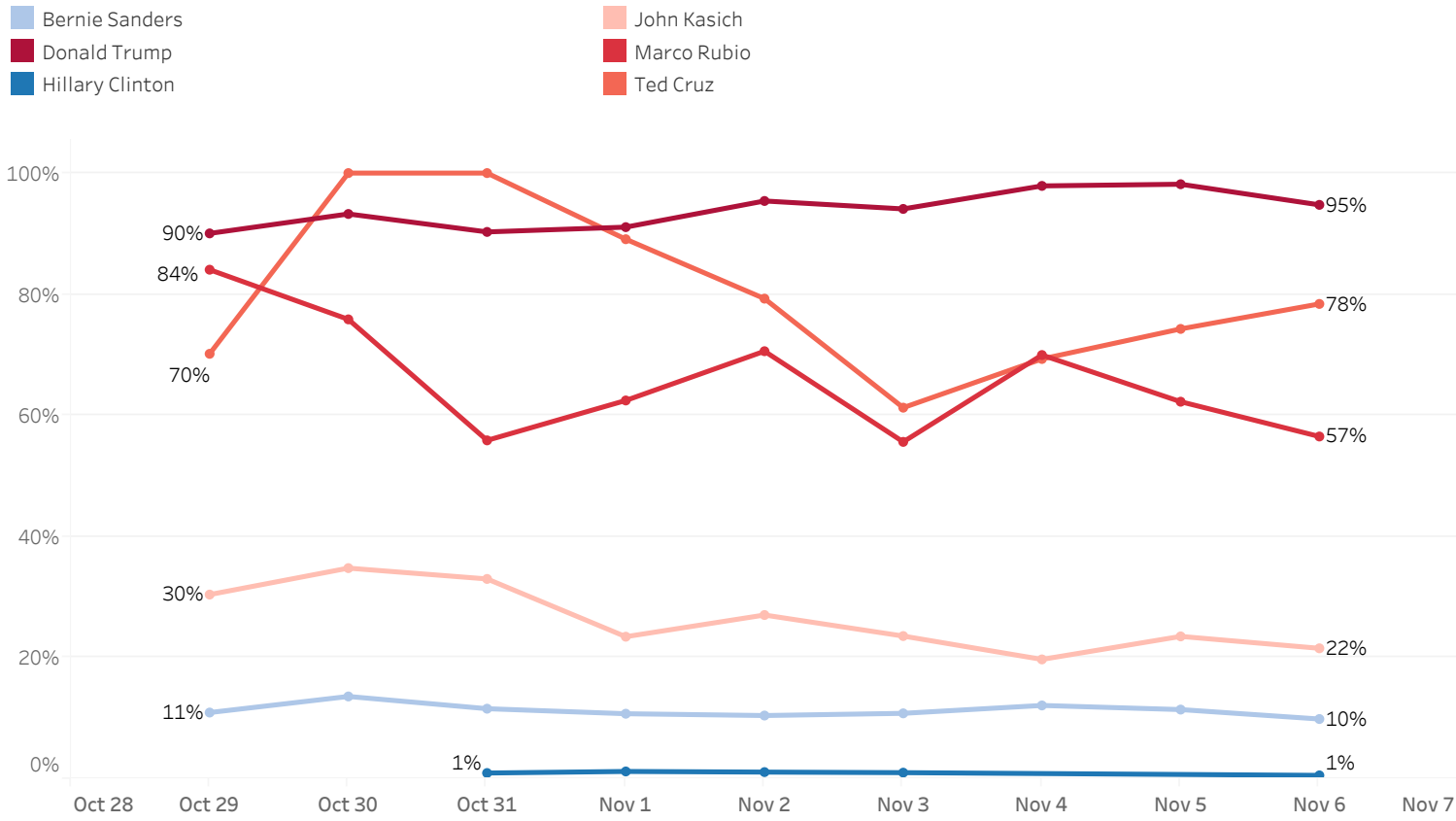
Ayotte vs. Hassan w/leaners  
All

Guinta vs. Shea-Porter vs. O'Connor w/leaners  
All

Lawrence vs. Kuster w/leaners  
All

Sununu vs. Van Ostern w/leaners  
All

## Trump Support by Primary Vote



Donald Trump has the support of virtually all of those who voted for him in the Republican presidential primary and large percentages of those who supported many of his former rivals. However, Trump's support among Marco Rubio supporters has declined and is now below 60%, and fewer than a quarter of John Kasich supporters plan to vote for Trump. Ten percent of those who voted for Bernie Sanders in the Democratic primary now plan to vote for Trump in the general election.

Select Candidates to Display  
Donald Trump

**Filter by Demographics**

Select Demographic Field  
All

Select Demographic  
All

**Filter by Engagement and Interest**

Decided on Presidential Vote  
All

Frequency discussing election  
All

Interest in 2016 general  
All

Vote in NH Primary  
Multiple values

**Filter by Support for Other Candidates**

Ayotte vs. Hassan w/leaners  
All

Guinta vs. Shea-Porter vs. O'Connor w/leaners  
All

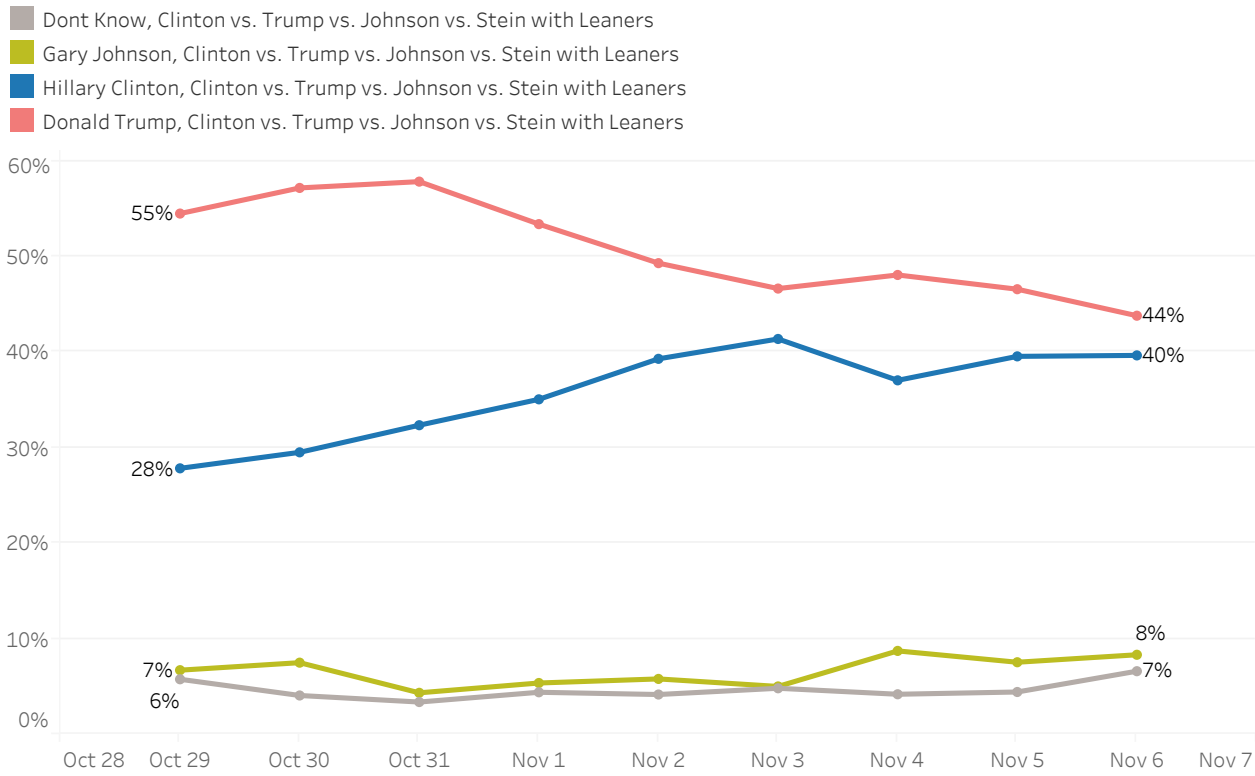
Lawrence vs. Kuster w/leaners  
All

Sununu vs. Van Ostern w/leaners  
All

Filter by Demographics

- Age  
All
- Congressional District  
All
- County  
All
- Education  
All
- Marital status  
All
- Marital Status/Sex  
All
- Sex  
All
- Education/Sex  
Multiple values
- Region of State  
All
- Party ID  
All
- Registration  
All
- Party Base  
All

## Presidential Non-College Educated



Donald Trump at the outset of the polling period held a large lead among New Hampshire likely voters without a college degree, but the gap has closed considerably to only 4%, while Clinton's larger lead those with a college degree has remained steady.

Select Values to Display

- Select Type  
Races
- Questions  
Clinton vs. Trump vs. Johns..
- Select Values to Display  
Multiple values

Filter by Other Questions

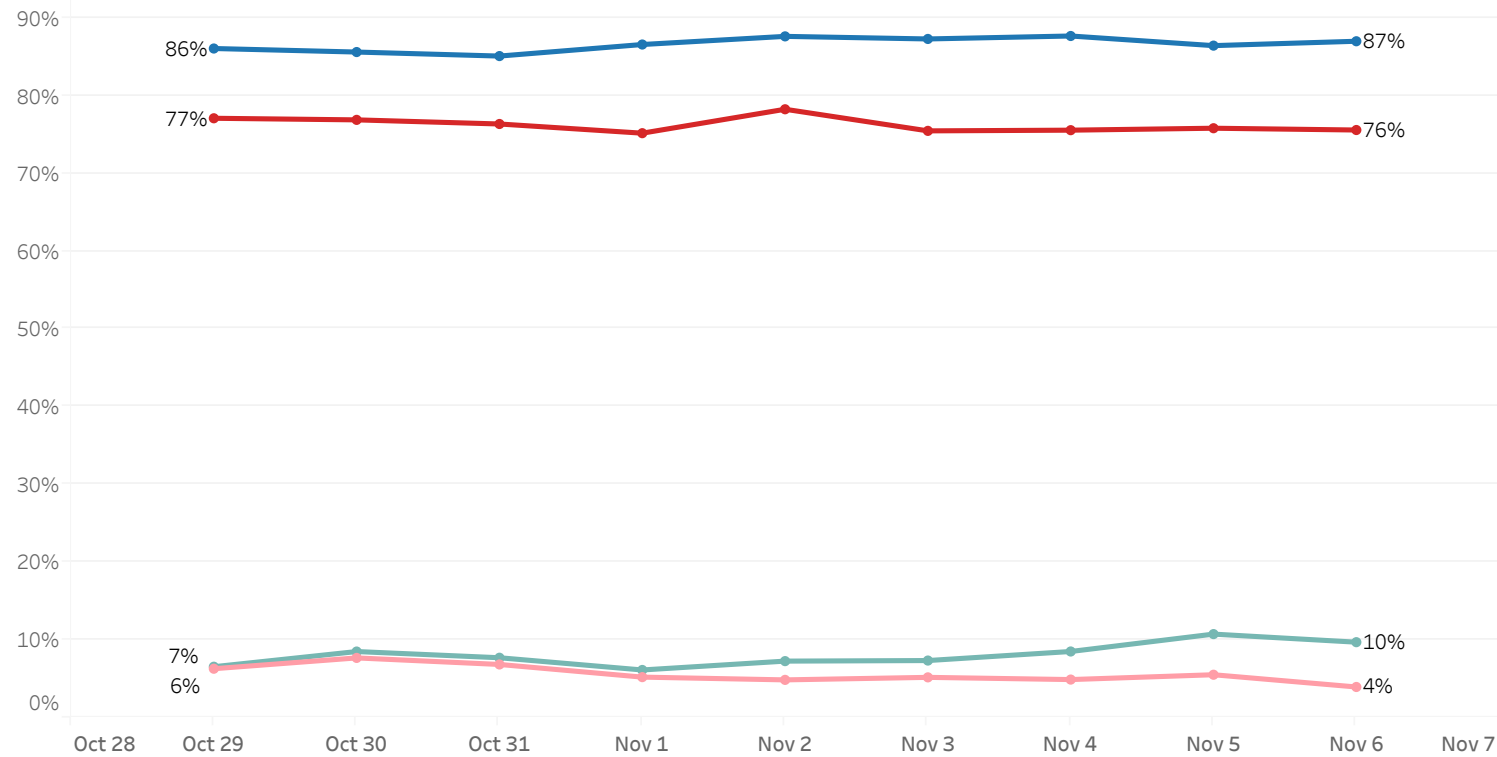
- Decided on Pres. Vote  
All
- Decided on Senate Vote  
All
- Decided on Governor  
All

Filter by Support for Othe..

- Vote in NH Primary  
All
- Vote for President  
All
- Vote for US Senate  
All
- Vote for Governor  
All

## Presidential Race by Senate Vote

■ Maggie Hassan, Hillary Clinton     ■ Kelly Ayotte, Hillary Clinton  
■ Maggie Hassan, Donald Trump     ■ Kelly Ayotte, Donald Trump



Hillary Clinton has secured a greater amount of those who plan to vote for Democrat Maggie Hassan for Senate than Donald Trump garners among those who plan to vote for Republican Kelly Ayotte. 10% of those who support Ayotte for Senate support Clinton for President, while only 4% of those who support Hassan for Senate support Trump for President.

Select Candidates to Display  
Multiple values

**Filter by Demographics**

Select Demographic Field  
Age

Select Demographic  
All

**Filter by Engagement and Interest**

Decided on Presidential Vote  
All

Frequency discussing election  
All

Interest in 2016 general  
All

Vote in NH Primary  
All

**Filter by Support for Other Candidates**

Ayotte vs. Hassan w/leaners  
Multiple values

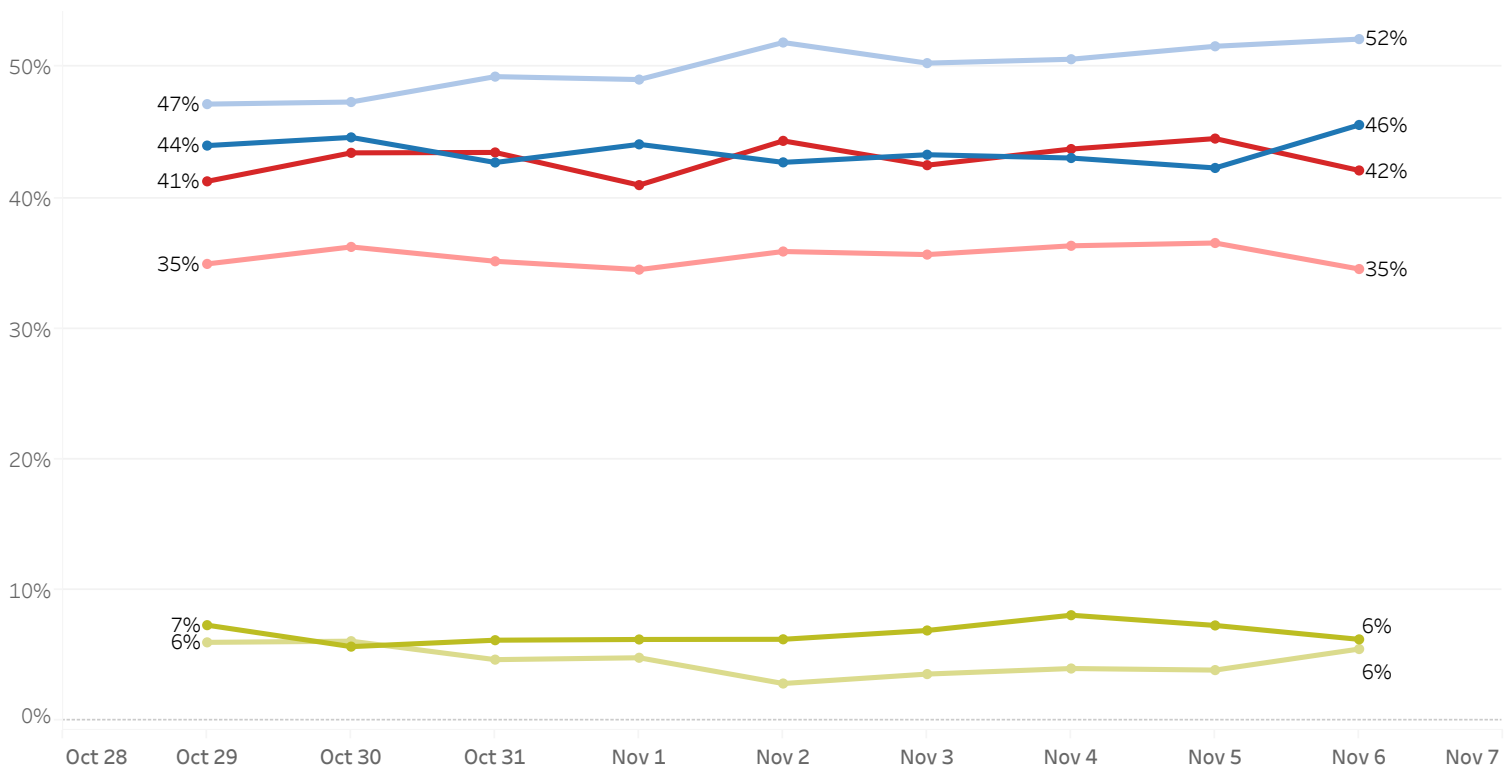
Sununu vs. Van Ostern w/leaners  
All

Guinta vs. Shea-Porter vs. O'Connor w/leaners  
All

Lawrence vs. Kuster w/leaners  
All

## Presidential Race by Congressional District

■ Hillary Clinton, First Cong. District  
 ■ Donald Trump, First Cong. District  
 ■ Gary Johnson, First Cong. District  
■ Hillary Clinton, Second Cong. District  
 ■ Donald Trump, Second Cong. District  
 ■ Gary Johnson, Second Cong. District



Hillary Clinton leads Donald Trump in the race for President by a substantial margin in New Hampshire's 2nd Congressional District and holds a narrow lead in the 1st District.

Select Candidates to Display  
Multiple values

Filter by Demographics

Select Demographic Field  
Congressional District

Select Demographic  
All

Filter by Engagement and Interest

Decided on Presidential Vote  
All

Frequency discussing election  
All

Interest in 2016 general  
All

Vote in NH Primary  
All

Filter by Support for Other Candidates

Ayotte vs. Hassan w/leaners  
All

Sununu vs. Van Ostern w/leaners  
All

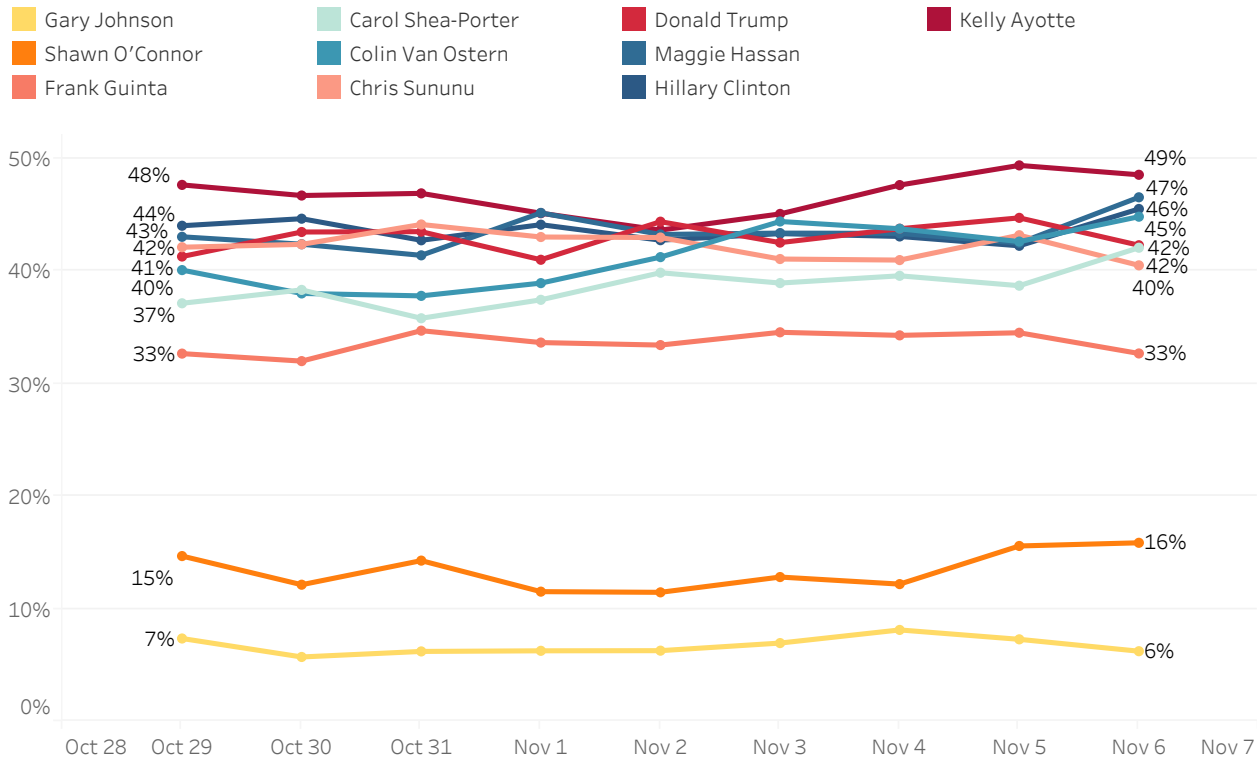
Quinta vs. Shea-Porter vs. O'Connor w/leaners  
All

Lawrence vs. Kuster w/leaners  
All

Filter by Demographics

- Age  
All
- Congressional District  
First Cong. District
- County  
All
- Education  
All
- Marital status  
All
- Marital Status/Sex  
All
- Sex  
All
- Education/Sex  
All
- Region of State  
All
- Party ID  
All
- Registration  
All
- Party Base  
All

## Four Major Races, NH CD1



In New Hampshire's 1st Congressional District, support is nearly evenly split for Republicans and Democrats. Frank Guinta is the only Republican to earn less than 40% of the vote.

Select Values to Display

- Races  
Multiple values
- Select Group  
All
- Select Candidates to Display  
Multiple values

Filter by Other Questions

- Decided on Pres. Vote  
All
- Decided on Senate Vote  
All
- Decided on Governor  
All

Filter by Support for Other Candidates

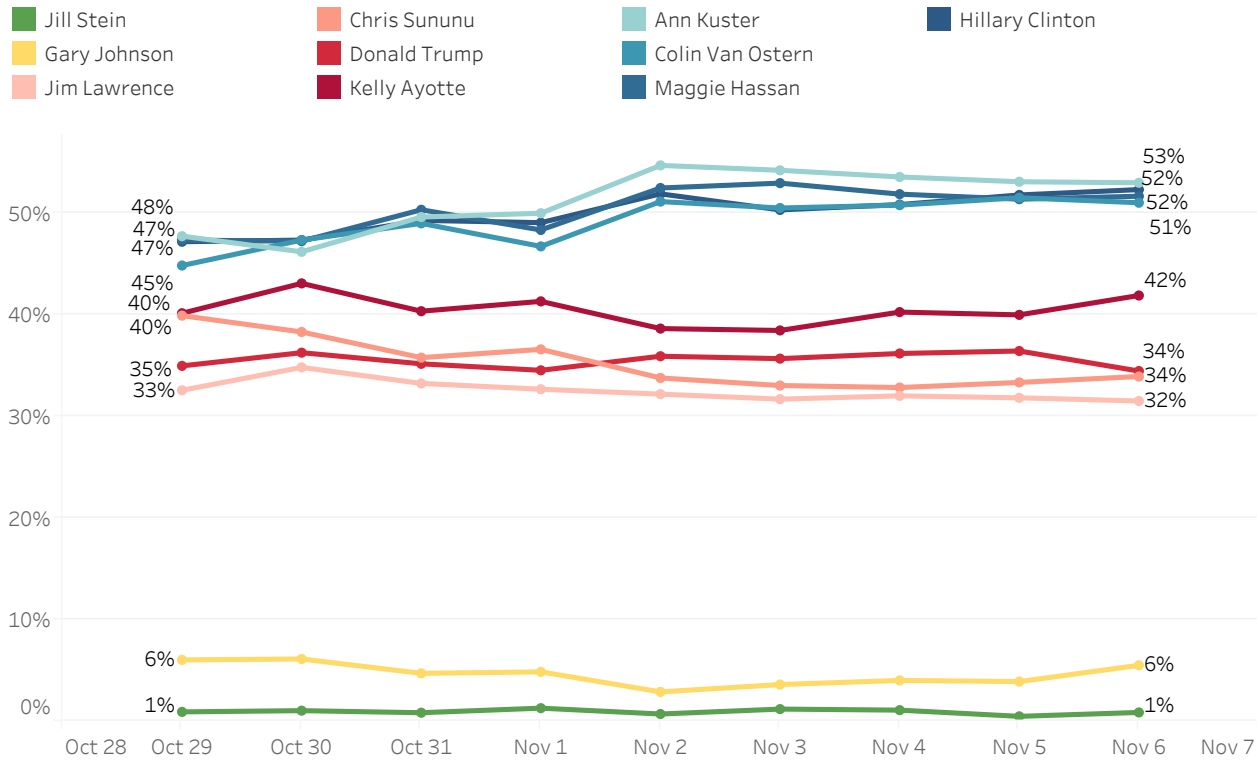
- Vote in NH Primary  
All
- Vote for President  
All
- Vote for US Senate  
All
- Vote for Governor  
All

P r.	Clinton Support by Primary Vote	Trump Support by Primary Vote	Presidential Non-College Educated	Presidential Race by Senate Vote	Presidential Race by Congressional District	Four Major Races, NH CD1	Four Major Races, NH CD2
------	---------------------------------	-------------------------------	-----------------------------------	----------------------------------	---	--------------------------	--------------------------

Filter by Demographics

- Age  
All
- Congressional District  
Second Cong. District
- County  
All
- Education  
All
- Marital status  
All
- Marital Status/Sex  
All
- Sex  
All
- Education/Sex  
All
- Region of State  
All
- Party ID  
All
- Registration  
All
- Party Base  
All

## Four Major Races, NH CD2



The four Democratic candidates in the major races in New Hampshire's 2nd Congressional District all hold considerable leads over their Republican opponents. Ann Kuster, Colin Van Ostern, Maggie Hassan, and Hillary Clinton all garner just over half of the vote, while Donald Trump, Chris Sununu, and Jim Lawrence all receive around a third of the vote in CD2. Kelly Ayotte performs the best in the district among Republican candidates, but still trails her opponent, Maggie Hassan, by 10%.

Select Values to Display

- Races  
Multiple values
- Select Group  
All
- Select Candidates to Display  
Multiple values

Filter by Other Questions

- Decided on Pres. Vote  
All
- Decided on Senate Vote  
All
- Decided on Governor  
All

Filter by Support for Other Candidates

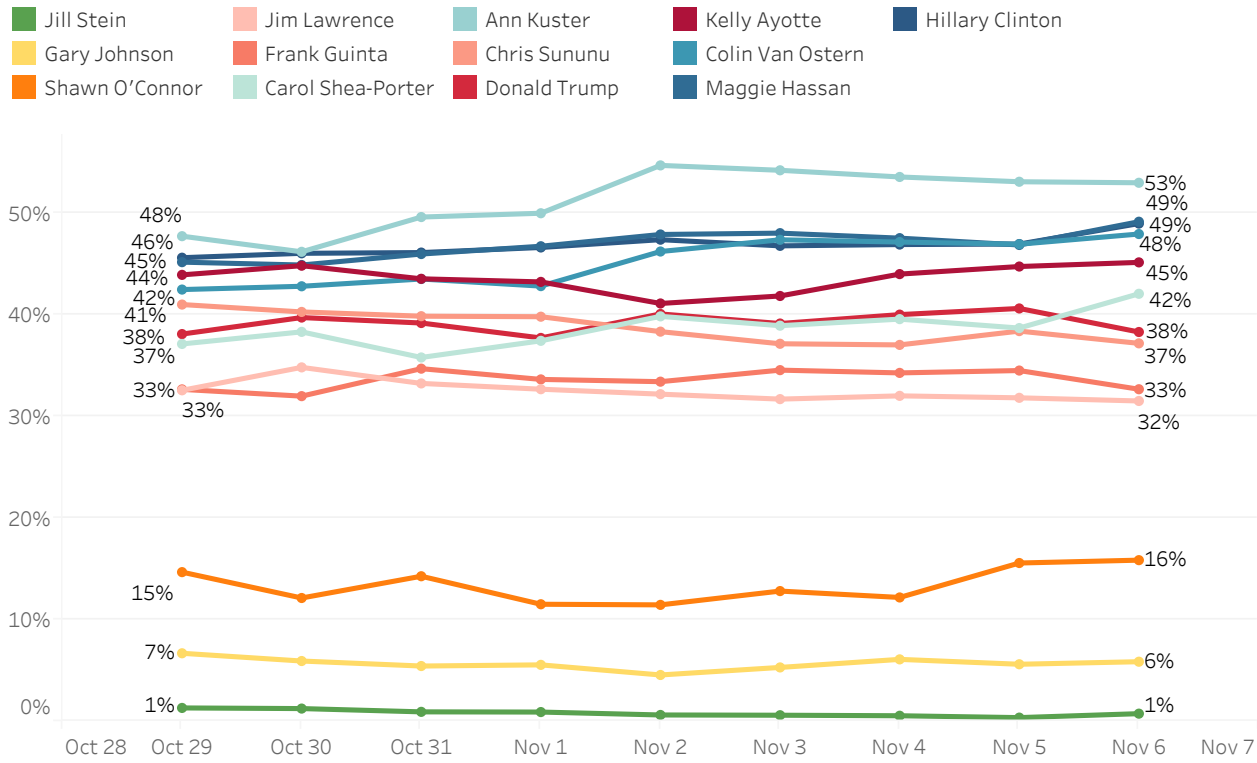
- Vote in NH Primary  
All
- Vote for President  
All
- Vote for US Senate  
All
- Vote for Governor  
All



Filter by Demographics

- Age  
All
- Congressional District  
All
- County  
All
- Education  
All
- Marital status  
All
- Marital Status/Sex  
All
- Sex  
All
- Education/Sex  
All
- Region of State  
All
- Party ID  
All
- Registration  
All
- Party Base  
All

## Five Major New Hampshire Races



Democrats in the five major races tend to have slightly higher support than their Republican counterparts. Kelly Ayotte garners the highest vote share of any Republican while all Democrats apart from Carol Shea-Porter enjoy greater support. All five Democrats earned greater support at the end of the polling period than the beginning, while among Republicans only Kelly Ayotte did so.

Select Values to Display

- Races  
Multiple values
- Select Group  
All
- Select Candidates to Display  
Multiple values

Filter by Other Questions

- Decided on Pres. Vote  
All
- Decided on Senate Vote  
All
- Decided on Governor  
All

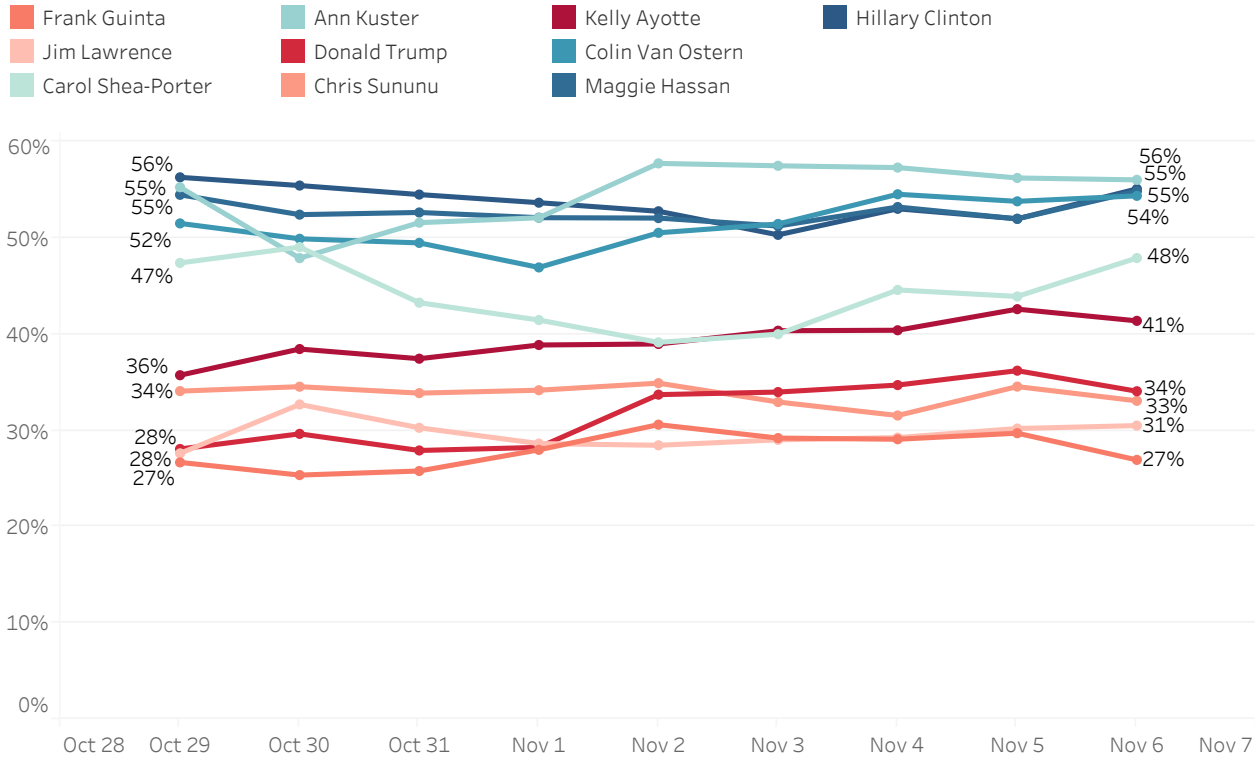
Filter by Support for Other Candidates

- Vote in NH Primary  
All
- Vote for President  
All
- Vote for US Senate  
All
- Vote for Governor  
All

Filter by Demographics

- Age  
All
- Congressional District  
All
- County  
All
- Education  
Multiple values
- Marital status  
All
- Marital Status/Sex  
All
- Sex  
All
- Education/Sex  
All
- Region of State  
All
- Party ID  
All
- Registration  
All
- Party Base  
All

## Major Races Among College-Educated



Democrats hold large leads over their Republican counterparts in all five major races among likely voters with at least a college degree. Senator Kelly Ayotte garners the greatest support of Republican candidates among this group, but nearly her opponent leads her by 14% among college educated likely voters.

Select Values to Display

- Races  
Multiple values
- Select Group  
Multiple values
- Select Candidates to Display  
All

Filter by Other Questions

- Decided on Pres. Vote  
All
- Decided on Senate Vote  
All
- Decided on Governor  
All

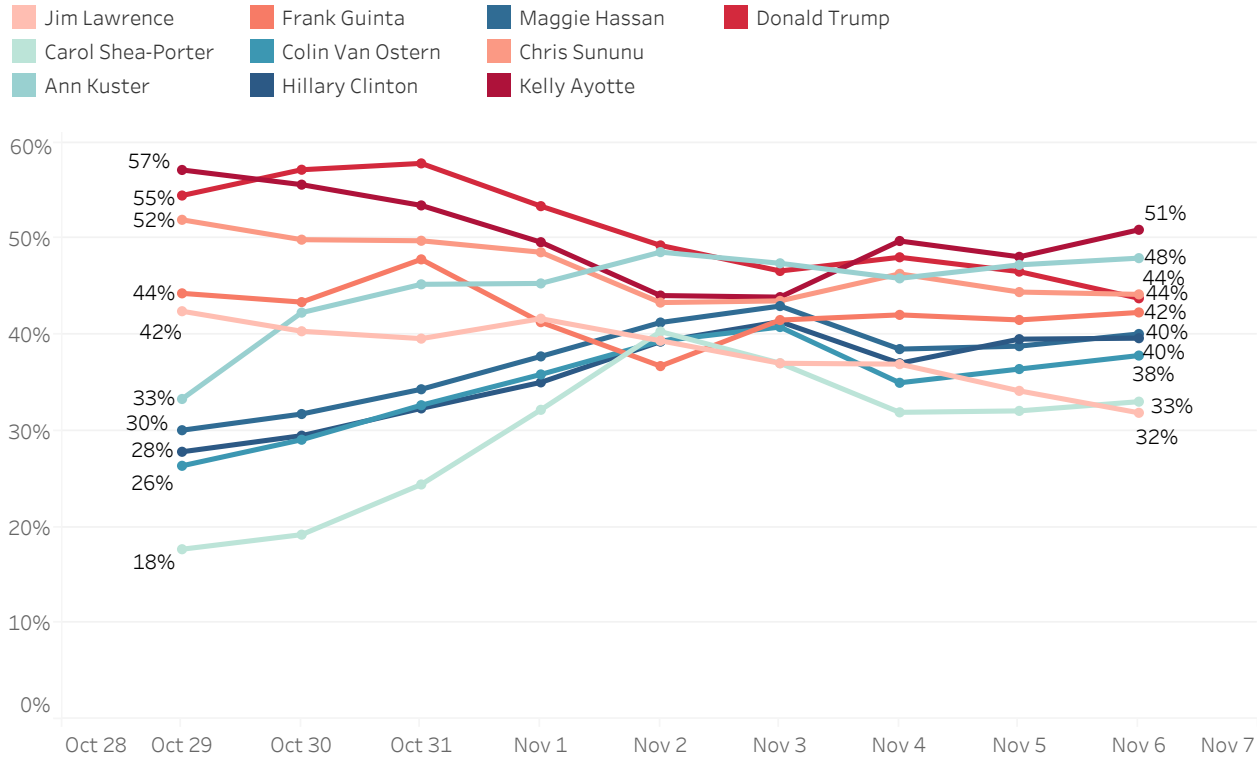
Filter by Support for Other Candidates

- Vote in NH Primary  
All
- Vote for President  
All
- Vote for US Senate  
All
- Vote for Governor  
All

Filter by Demographics

- Age: All
- Congressional District: All
- County: All
- Education: Multiple values
- Marital status: All
- Marital Status/Sex: All
- Sex: All
- Education/Sex: All
- Region of State: All
- Party ID: All
- Registration: All
- Party Base: All

## Major Races - Those Without a College Degree



Republicans generally hold small leads over their Democratic opponents among likely voters without a college degree, except for Jim Lawrence in CD2, though the gap has narrowed since the beginning of the polling period.

Select Values to Display

- Races: Multiple values
- Select Group: Multiple values
- Select Candidates to Display: All

Filter by Other Questions

- Decided on Pres. Vote: All
- Decided on Senate Vote: All
- Decided on Governor: All

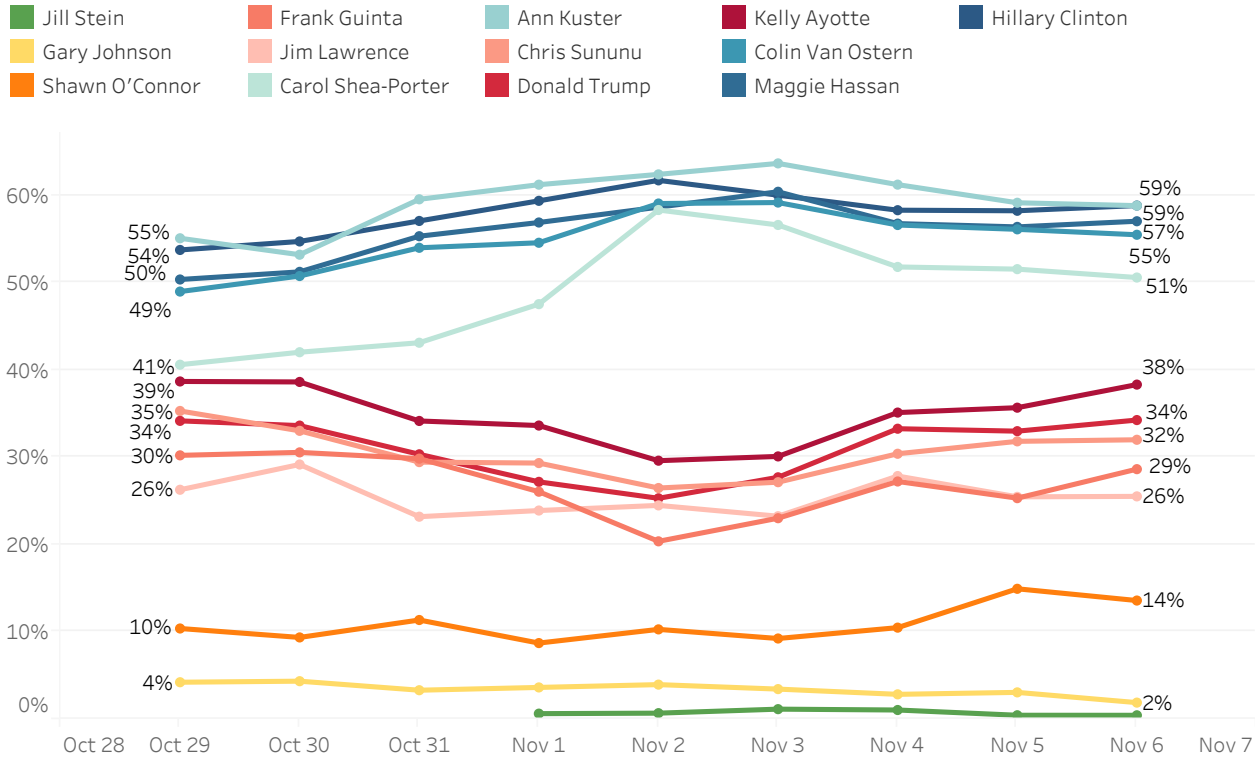
Filter by Support for Other Candidates

- Vote in NH Primary: All
- Vote for President: All
- Vote for US Senate: All
- Vote for Governor: All

Filter by Demographics

- Age: All
- Congressional District: All
- County: All
- Education: All
- Marital status: All
- Marital Status/Sex: All
- Sex: Female
- Education/Sex: All
- Region of State: All
- Party ID: All
- Registration: All
- Party Base: All

## Five Major Races Among Women



Democrats in the five major races in New Hampshire hold strong leads among female voters. Democrats began the polling period with a lead among women in all five races and have expanded those leads over time. Donald Trump, who trails Hillary Clinton in the presidential race by 25% among women, garners the second largest share of the female vote among Republican candidates, only trailing Kelly Ayotte by 4%.

Select Values to Display

- Races: Multiple values
- Select Group: All
- Select Candidates to Display: Multiple values

Filter by Other Questions

- Decided on Pres. Vote: All
- Decided on Senate Vote: All
- Decided on Governor: All

Filter by Support for Other Candidates

- Vote in NH Primary: All
- Vote for President: All
- Vote for US Senate: All
- Vote for Governor: All